

ID-centric pre-training for recommendation

YIQING WU, Institute of Computing Technology, Chinese Academy of Sciences and University of Chinese Academy of Sciences, China
RUOBING XIE, Tencent, China
ZHAO ZHANG, Institute of Computing Technology, Chinese Academy of Sciences, China
XU ZHANG, Institute of Computing Technology, Chinese Academy of Sciences, China
FUZHEN ZHUANG, Institute of Artificial Intelligence, Beihang University, China
LEYU LIN, Tencent, China
ZHANHUI KANG, Tencent, China
YONGJUN XU, Institute of Computing Technology, Chinese Academy of Sciences, China

Classical sequential recommendation models generally adopt ID embeddings to store knowledge learned from user historical behaviors and represent items. However, these unique IDs are challenging to be transferred to new domains. With the thriving of pre-trained language model (PLM), some pioneer works adopt PLM for pre-trained recommendation, where modality information (e.g., text) is considered universal across domains via PLM. Unfortunately, the behavioral information in ID embeddings is still verified to be dominating in PLM-based recommendation models compared to modality information and thus limits these models' performance. In this work, we propose a novel ID-centric recommendation pre-training paradigm (IDP), which directly transfers informative ID embeddings learned in pre-training domains to item representations in new domains. Specifically, in pre-training stage, besides the ID-based sequential model for recommendation, we also build a Cross-domain ID-matcher (CDIM) learned by both behavioral and modality information. In the tuning stage, modality information of new domain items is regarded as a cross-domain bridge built by CDIM. We first leverage the textual information of downstream domain items to retrieve behaviorally and semantically similar items from pre-training domains using CDIM. Next, these retrieved pre-trained ID embeddings, rather than certain textual embeddings, are directly adopted to generate downstream new items' embeddings. Through extensive experiments on real-world datasets, both in cold and warm settings, we demonstrate that our proposed model significantly outperforms all baselines. Codes will be released upon acceptance.

CCS Concepts: • **Information systems** → **Recommender systems**.

Additional Key Words and Phrases: Pre-trained Recommendation, ID-based Recommendation, Multi-domain Recommendation

Authors' Contact Information: Yiqing Wu, wuyiqing20s@ict.ac.cn, Institute of Computing Technology, Chinese Academy of Sciences and University of Chinese Academy of Sciences, Beijing, Beijing, China; Ruobing Xie, ruobingxie@tencent.com, Tencent, Beijing, Beijing, China; Zhao Zhang, zhangzhao2021@ict.ac.cn, Institute of Computing Technology, Chinese Academy of Sciences, Beijing, Beijing, China; Xu Zhang, zhangzhao2021@ict.ac.cn, Institute of Computing Technology, Chinese Academy of Sciences, Beijing, Beijing, China; Fuzhen Zhuang, zhangzhao2021@ict.ac.cn, Institute of Artificial Intelligence, Beihang University, Beijing, Beijing, China; Leyu Lin, goshawklin@tencent.com, Tencent, Beijing, Beijing, China; zhanhui Kang, kegokang@tencent.com, Tencent, Beijing, Beijing, China; Yongjun Xu, xyj@ict.ac.cn, Institute of Computing Technology, Chinese Academy of Sciences, Beijing, Beijing, China.

Permission to make digital or hard copies of all or part of this work for personal or classroom use is granted without fee provided that copies are not made or distributed for profit or commercial advantage and that copies bear this notice and the full citation on the first page. Copyrights for components of this work owned by others than the author(s) must be honored. Abstracting with credit is permitted. To copy otherwise, or republish, to post on servers or to redistribute to lists, requires prior specific permission and/or a fee. Request permissions from permissions@acm.org.

© 2018 Copyright held by the owner/author(s). Publication rights licensed to ACM.

ACM 1557-735X/2018/8-ART111

<https://doi.org/XXXXXXX.XXXXXXX>

ACM Reference Format:

Yiqing Wu, Ruobing Xie, Zhao Zhang, Xu Zhang, Fuzhen Zhuang, Leyu Lin, zhanhui Kang, and Yongjun Xu. 2018. ID-centric pre-training for recommendation . *J. ACM* 37, 4, Article 111 (August 2018), 26 pages. <https://doi.org/XXXXXXX.XXXXXXX>

1 INTRODUCTION

Sequential recommendation (SR) takes user's historical behavior sequence chronologically as input and outputs the next predicted items according to user preference [18, 32] and is applied to websites' recommender systems. Classical SR models mostly rely on ID embeddings to represent items (i.e., projecting the unique ID of an item into a dense embedding). Undoubtedly, the behavioral informa-

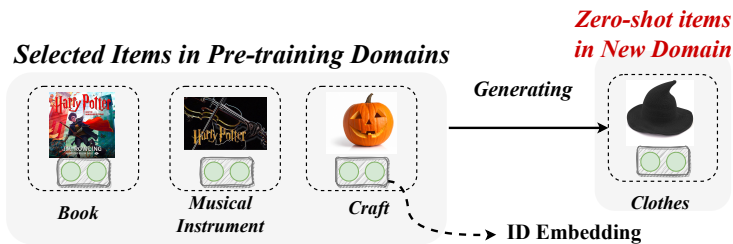


Fig. 1. A example of ID-centric pre-training recommendation. The central idea is to select related pre-training ID embeddings to generate item embeddings in new domains.

tion hidden in user-item interactions forms the foundation of recommendation. ID embeddings + ID-based sequential model (e.g., [18]) are perfectly suitable for storing such information in SR and are dominating in practical SR systems. However, such an ID-centric SR model cannot well deal with the cross-domain recommendation, since the well-learned unique ID embeddings are challenging to directly transfer to downstream new domains. Some efforts have explored cross-domain recommendation [16, 34, 48, 49], while most of them rely on certain overlapping users or items with customized networks, which are limited and not that universal. In fact, the untransferability of ID embeddings is becoming a stumbling block in building a universal SR model for multiple domains.

To overcome the untransferability of ID embeddings, some works attempt to bypass IDs with modality information (e.g., texts). Recently, pre-trained models have achieved substantial advancements CV and NLP fields [4, 24, 26]. Inspired by this, a series of pioneering initiatives have endeavored to utilize the abundant knowledge of pre-trained language models (PLM) to address cross-domain adaptation and cold-start problems in recommendation. Some works infer user preferences from textual modality information [14, 20]. For example, UniSRec [14] relies on item textual information with PLM and parameter whitening to represent items in multiple domains. Some studies further adopt PLM for sequential behavior modeling [2, 43]. However, some works demonstrate that there still exists a huge gap between PLM (textual information) and recommendation (behavioral information) [8, 15, 21]. The help of common knowledge in PLMs is marginal when we have sufficient user-item interactions.

Despite the remarkable progress achieved by PLM-centric recommendation models, we conclude three key factors that constrain the practical usage of existing PLM-based recommendation models for multi-domain recommendation: **(1)** Behavioral information in ID embeddings has been verified to be dominating for SR compared to modality information, especially for relatively dense datasets. The static common knowledge in PLM cannot directly infer dynamic personalized preferences in

SR. Sometimes even a well-tuned single-domain SR model (e.g., SASRec [18]) can achieve better results [8]. Modality representations cannot fully replace ID embeddings, and directly representing items with texts may hinder sufficient model training. (2) Item modality information may contain noise and conflicts, which cannot accurately and comprehensively represent items (i.e., textual correlation does not always imply behavioral correlation). Even items with the same modality information may represent different behavior patterns. (3) Currently, industrial recommendation models are mostly based on IDs. Considering the efficiency and costs, PLM-based models are too heavy and cost-intensive in practical systems. Despite the great temptation of using LLM to “conquer” recommendation, we still argue that: **ID-based sequential modeling** is still the best practical and most efficient choice for recommendation currently, while modality information is more suitable as supplementary features for zero-shot scenarios.

Based on the above observations, we believe that *establishing an ID-centric Pre-trained Recommendation Model is crucial*. Unfortunately, there have been no prior attempts in this regard, and we aim to take the first step. To achieve this, the core problem is *how to effectively transfer the informative knowledge encoded in pre-trained ID-based sequential model to new domains*. Naturally, item modality information (e.g., texts) widely exists and is relatively universal across domains, which could be regarded as a bridge to connect multi-domain ID embeddings in pre-training and downstream tasks as shown in Fig.1. To achieve this, we design a novel **ID-centric pre-training framework (IDP)** for multi-domain recommendation. Specifically, we first optimize an ID-based sequential model (e.g., SASRec) on all interactions in multiple pre-training datasets. Besides, since textual similarity does not always equal behavioral similarity, we also build a **cross-domain ID matcher (CDIM)** to connect multi-domain item IDs, which considers both behavioral and textual modality correlations. In tuning, for each new item, we first retrieve its top (behaviorally and textually) similar items in pre-training datasets via item’s textual information via CDIM, and then aggregate their ID embeddings as the new item’s initialization. Overall, the contributions of this work are summarized as follows:

- To the best of our knowledge, we are the first to build an ID-based pre-trained model for multi-domain recommendation. It creatively represents new-domain items via pre-trained ID embeddings, directly using IDs for main recommendation and modality for multi-domain ID connections.
- We implement IDP via CDIM, which utilizes behavior-tuned textual correlations as bridges to aggregate well-learned ID embeddings for new items. CDIM adopts the universal textual information to reuse pre-trained knowledge while alleviating too many behavior-text conflicts.
- Extensive experiments on 4 datasets have verified the effectiveness and universality of our ID-based pre-training. IDP is effective, efficient, easy-to-deploy, and universal, which is welcomed to be quickly evaluated in the industry.

2 RELATED WORKS

2.1 Sequential Recommendation

Sequential recommendation models mainly leverage users’ chronological behavior sequences to learn users’ preferences. Early works model sequence patterns by Markov chains (MCs). Shani et al. [31] formalized sequential recommendation as a sequential decision problem and adopted Markov Decision Processes (MDPs) to solve it. Later [30] combine the power of MCs and MFs and achieve a promising result. High-order sequential relations also be considered in the following work[10, 11]. Recently, with the great progress of deep learning, ID-based sequential models have

achieved great success, which project item ID to unique dense embedding. GRu4Rec introduces the GRU network to session-based recommendation for ranking tasks. On the top of GRU4Rec, memory networks[1, 17], hierarchical structures[27], attention mechanisms [22], reinforcement learning [38] .etc are introduced. Expected recurrent neural network, other models also employed for sequential recommendation. Caser [33] regards the user behavior sequence as a one-dimensional image and adopts the Convolutional Neural Network (CNN) to capture sequence patterns.

Inspired by the success of Transformer and BERT [4, 35], attention and transformer-based models are introduced to the recommendation. DIN [46] applies attention mechanisms between the target item and user behavior sequence to capture the user interest. SASRec [18] utilizes the single-directional Transformer block to model the sequential. Following BERT[4], BERT4Rec [32] adopt a bidirectional Transformer to incorporate user behavior information from both directions. FDSA[45] considers the features of items and designs a feature-level self-attention block to leverage the attribute information about items in the user behavior sequence.

2.2 Pre-training in Recommendation.

Recently, pre-training models have achieved great success in NLP [4, 23] and CV [9, 28]. They aim to transfer prior knowledge from general large-scale datasets to downstream domains. While in recommendation, since IDs are unaligned, the well-learned unique ID embeddings are challenging to transfer directly to downstream new domains. To utilize the power of pre-trained model, some single-domain pre-trained models [36, 39] have been proposed to improve recommendation accuracy of the inner domain. However, these models lack transferability and are unable to apply to cross-domain recommendation. Some works transfer well-learned knowledge by overlapped users/items [16, 34, 41, 42, 48, 49]. While overlapped users/items generally are limited in the real world, thus they are lack of universality. To build a universal model, some works attempt to design a text-based/modality-based pre-trained model [2, 5, 14]. Those works introduce pre-trained language models (PLM) into recommendations and attempt to replace ID-embedding with modality information. Specifically, UniSRec [14] utilizes PLM to learn universal item representations across different domains via items' textual information. However, recent studies show that ID-embedding is still irreplaceable [8, 15, 21]. Different from previous works, we build an ID-centric pre-trained model, which directly transfers pre-trained ID-embedding to downstream domains.

3 METHODOLOGY

3.1 Problem Statement

In this paper, we denote the user and item as $u \in U$ and $v \in V$, where U and V are the user set and item set. Each item is associated with a unique ID v_i and has a piece of text $c_{v_i} = \{w_1, w_2, \dots, w_{|c_{v_i}|}\}$ that describes it, where w_j is the natural word in language. Besides, each user has a corresponding chronological behavior sequence $s_u = \{v_1^u, v_2^u, \dots, v_{|s_u|}^u\}$, where $|s_u|$ is the length of user u 's behavior sequence. Each item v_i is associated with a trainable ID embedding denoted as e_{v_i} . We use S and T to denote the pre-training multi-domain dataset and downstream domain dataset, respectively. The items and users in pre-training domain and target domain are denoted with v_i^S, u_i^S, v_i^T , and u_i^T , respectively.

Sequential Recommendation aims to predict appropriate items that the user would like to interact with next time $|s_u| + 1$ based on the user behavior sequence s_u . It can be formulated as follows:

$$v_i^* = \arg \max_{v_i \in V} P(v_{|s_u|+1} = v_i | s_u). \quad (1)$$

Table 1. Mathematical Notations

Symbols	Description
S, T	The pre-training multi-domain dataset and downstream domain
U, V	The User set of and the Item set
u, v	The user and item ID
s_u	The behavior sequence of user u
E, \mathbf{e}_v	The Item ID embedding Matrix and the ID embedding of item v
P, \mathbf{p}_i	The Position Embedding Matrix and the position embedding of index i in behavior sequence.
\mathbf{e}_u	The encoded user embedding
\mathbf{h}_u^0	The input representation of sequential encoder
Trm	The transformer block
$SimCSE$	The encoder of SimCSE
c_v	the textual information of item v
t_v	the encoded textual representation of encoded item
$m, TOP(\cdot, \cdot)$	The number of selected similar items of Pre-train domain and the function that finds top-m items
V_{vT}	The set of selected top-m similar items of the Pretraining domain
f_{seq}	The sequential encoder of pre-training
f_{seq}^{new}	The sequential encoder that re-trained on target downstream domain
Θ, Θ^*	The parameters of the pre-trained sequential encoder and the parameters of fine-tuned sequential encoder
ϑ^*	The parameters of re-trained new sequential encoder by target downstream domain

3.2 Overview

In this paper, we aim to propose an ID-centric pre-trained recommendation model, called IDP. We compare our IDP with other methods and show it in Fig.2. The key difference between our approach and previous works lies in we do not attempt to replace IDs with textual modality information. Instead, our IDP directly transfers the behavioral information inherent in the upstream ID embeddings to the downstream. We argue that ID-based recommendation still dominates recommendation, and our IDP provides a new path to build a pre-trained recommendation model.

The framework of IDP is illustrated in Fig.3. Our IDP mainly includes three parts: (1) ID-based sequential model pre-training (2) Cross-domain ID Matcher (3) downstream fine-tuning. Specifically, we first pre-train an ID-based sequential model on a multi-domain pre-training dataset. Subsequently, in order to model the behavior-aware item modality correlations in recommendation, we train a Cross-domain ID Matcher (CDIM) with collaborative signals. With the help of CDIM, we can leverage textual information as a bridge to connect downstream items with pre-trained item embeddings. After that, we utilize the selected pre-trained item embeddings obtained by CDIM

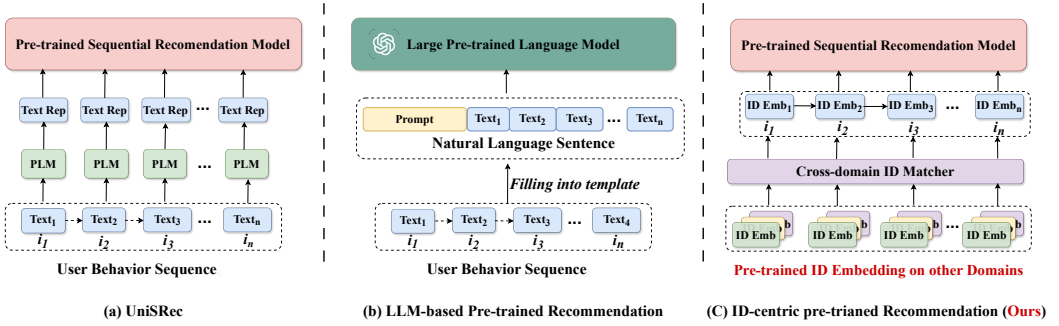


Fig. 2. Illustrations of our IDP and other pre-trained models. Different from conventional pre-trained models that use texts (representations) as items for behavior modeling, our IDP directly uses pre-trained ID embeddings to generate new items.

to generate ID embeddings for the downstream domain. Lastly, we fine-tune both the pre-trained model and ID-generated ID embeddings for the new domain task. Through this framework, our IDP could handle multiple new domains while taking advantage of powerful and efficient ID-based sequential modeling. We summary the

3.3 Pre-trained ID-based Sequential Model

In this section, we introduce the pre-training stage of our IDP. Sequential recommendation has been widely studied in previous works [18, 32]. Following [14, 37, 47], we adopt the classical SASRec [18] as our base sequential model. Note that our IDP is flexible and does not depend on specific sequential models, it can be easily applied to other sequential models. We also evaluate it in the experiment section. Specifically, for a user sequence $s_u = \{v_1^u, v_2^u, \dots, v_{|s_u|^u}\}$, We input it to the sequential model and it can be formulated as:

$$\mathbf{e}_u = f_{seq}(s_u | \Theta, \mathbf{E}, \mathbf{P}), \text{ where } f_{seq} \text{ is SASRec}, \quad (2)$$

For $l = 0$, $h_{u,i}^0$ is the ID embedding of v_i^u .

Following classical recommendation models [18, 37], we use BPR loss [29] to optimize our pre-training model, formulated as:

$$L_o = - \sum_{(u,v_i) \in S^+} \sum_{(u,v_j) \in S^-} \log \sigma(\mathbf{e}_u^\top \mathbf{e}_{v_i} - \mathbf{e}_u^\top \mathbf{e}_{v_j}), \quad u \in U^S, v_i, v_j \in V^S. \quad (3)$$

We pre-train IDP on multi-domain datasets by simply merging all domains' interactions without any user/item alignment.

3.4 Cross-domain ID Matcher

For building an ID-based pre-training model, the biggest challenge lies in the misalignment between the IDs in the pre-training multi-domain and those in the downstream domain, which makes it impossible to directly utilize the upstream ID embeddings. However, we notice that, in most systems, items have modality information (e.g., title, content). Generally, the modality information is universal across domains. Hence, we hope to utilize textual information as a bridge to build a Cross-domain ID Matcher (CDIM). CDIM can match items in downstream domains to appropriate items in pre-training domains. In this way, we can utilize the pre-trained ID embedding for downstream tasks.

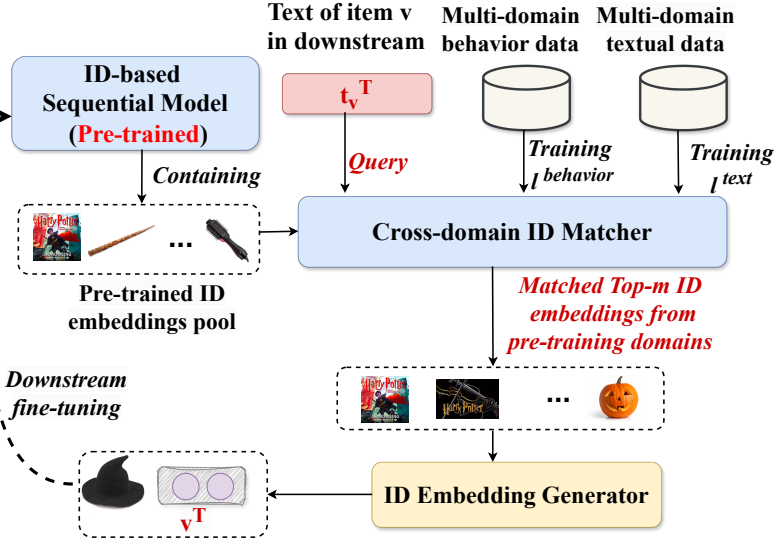


Fig. 3. Overall architecture of our IDP.

A straightforward solution is to utilize general textual modality similarity for identifying similar items. However, merely considering modality similarity falls short of achieving a proficient CDIM. There exist gaps between the general semantic space and that in recommendation. Actually, in recommendation, behavioral information is crucial and should also be taken into account when measuring similarity. For example, paper diapers and beer may not exhibit semantic similarity in the general semantic space, but they might be considered similar in a recommendation context since new fathers often purchase them together. Overall, we believe a proficient CDIM should take into account two fundamental factors: (1) *textual similarity*. (2) *behavior similarity*.

3.4.1 Textual similarity. Actually, measuring the similarity of two items for textual modality is similar to matching two sentences. Previous works directly adopt BERT [14] as the textual information encoder, while BERT is not designed for the sentence-matching task. Considering this, we utilize SimCSE [7] to encode the textual information. SimCSE employs contrastive learning to enable the BERT model [4] to generate high-quality sentence embeddings, resulting in excellent performance on the sentence-matching task. Specifically, given an item v_i and corresponding textual information $c_{v_i} = \{w_1, w_2, \dots, w_{|c_{v_i}|}\}$, we first concatenate a special token $[CLS]$ with c_{v_i} , then we feed the concatenated text into SimCSE as:

$$t_{v_i} = \text{SimCSE}(\{[CLS], w_1, w_2, \dots, w_{|c_{v_i}|}\}). \quad (4)$$

t_{v_i} is the representation of $[CLS]$ token from the last layer of *SimCSE*.

Furthermore, considering that SimCSE is training on the open-accessed corpus, and may exist a gap between the recommendation corpus. We further fine-tune SimCSE on recommendation data with a contrastive learning task. Similar to SimCSE, we simply feed the same input textual information to the encoder twice. In this way, we get two vectors t_{v_i} and t'_{v_i} , which are encoded by two randomly dropped encoders (the encoder has dropout operation), respectively. We treat t_{v_i} and

t'_{v_i} as a positive pair. The contrastive learning task can be formulated as:

$$l_{v_i}^{text} = \frac{e^{\text{sim}(t_{v_i}, t'_{v_i})/\tau}}{e^{\text{sim}(t_{v_i}, t'_{v_i})/\tau} + \sum_k^{N-1} e^{\text{sim}(t_{v_i}, t_{v_k})/\tau}}. \quad (5)$$

where t_i, t'_i is the corresponding textual vectors encoded by *SimCSE*, τ is the temperature parameter. N is the batch size, we adopt an in-batch negative sample strategy, where the other items' textual vectors t_k are regarded as negative instances.

3.4.2 Behavior-involved tuning. As discussed before, behavioral information is crucial and should also be taken into account when measuring similarity in recommendation. Inspired by the contrastive learning task of *SimCSE*, we utilize collaborative signals to help model learning the behavior similarity in the recommendation scenario. Specifically, we first train a recommendation model on **multi-domain pre-training datasets**. In this work, we directly use the pre-trained sequential model in the last step. Subsequently, for each item v_i in pre-training datasets, we obtain its most similar items $V_s^{v_i} = (v_{s,1}^{v_i}, v_{s,2}^{v_i}, \dots, v_{s,k}^{v_i})$ in pre-training datasets by embedding similarity of pre-trained model. Last we conduct contrastive learning to fine-tune *SimCSE*. Here, We regard $\langle v_i, v_j \rangle, v_j \in V_s^{v_i}$ as a positive pair and $\langle v_i, v_k \rangle, v_k \notin V_s^{v_i}$ as a negative pair. For an item v_i , the contrastive learning task can be formulated as:

$$l_{v_i}^{behavior} = \sum_{v_j \in V_s^{v_i}} \frac{e^{\text{sim}(t_{v_i}, t_{v_j})/\tau}}{e^{\text{sim}(t_{v_i}, t_{v_j})/\tau} + \sum_k^{N-1} e^{\text{sim}(t_{v_i}, t_{v_k})/\tau}}. \quad (6)$$

We adopt the multi-task learning strategy to fine-tune *SimCSE*, so as to make the similarity of ID embeddings able to reflect both semantic (used to connect multi-domain items via texts) and behavior (better for new-domain initialization in recommendation) correlations. Specifically, the loss can be represented as:

$$L = \sum_{v_i \in V} l_{v_i}^{behavior} + l_{v_i}^{text}. \quad (7)$$

3.5 Generate ID Embedding in New Domains

In this section, we introduce how we use the pre-trained item ID embedding to generate the item ID embedding of downstream scenarios. With the help of CDIM, we can measure the similarity of items by textual information. Intuitively, items that are similar may display analogous interaction patterns in the recommendation, which is stored in ID embedding. Hence, for an item in the downstream domain, we leverage the item's textual information as a bridge to connect this item with related pre-trained item ID embeddings to generate its ID embedding. This process can be formulated as follows:

$$V_{v_i^T} = \text{TOP}([\text{sim}(t_{v_i}^T, t_1^S), \text{sim}(t_i^T, t_2^S), \dots, \text{sim}(t_i^T, t_{|V^S|}^S)], m), \quad (8)$$

where $\text{TOP}(\cdot, \cdot)$ is the function that finds the top- m items by similarity scores given by CDIM, $V_{v_i^T}$ is the top- m similar items. Note that this process can be fast, we have analyzed the complexity of our model in **Sec. 3.10**.

After that, we utilize the corresponding ID embeddings of the top- m items to generate an ID embedding for the item v_i^T in the target domain. Considering that, for an item v_i^T in the target domain, the significance of its similar items in the pre-trained domains may vary based on their similarity to v_i^T . Therefore, for a given item v_i^T and its corresponding top- m most similar items

$V_{v_i^T} = \{v_1^S, v_2^S, \dots, v_m^S\}$ in the pre-training domains, we employ normalized similarity as attention weights to generate the ID embedding for v_i^T .

$$\begin{aligned} score_{v_i, v_j} &= sim(t_{v_i}^T, t_{v_j}^S) / \sum_k^m sim(t_{v_i}^T, t_{v_k}^S), \\ e_{v_i}^T &= \sum_k^m score_{v_i, k} * e_{v_k}^S, \end{aligned} \quad (9)$$

where e_k^S is the ID embedding of v_k^S , e_i^T is the generated ID embedding for v_i^T in the downstream.

3.6 Applied to downstream domain

After generating ID embeddings for the target domain, we can apply the pre-trained model to downstream domains. Different from previous methods that are bonded with a pre-trained encoder, our IDP focuses on transfer the knowledge contained in ID embedding. Thus our IDP is fixable It can be applied in the following ways:

- We can directly apply the model in downstream domains. In this setting, we directly deploy the generated ID embedding and the pre-trained sequential model to downstream domains without any tuning. This process can be formulated as :

$$e_u^T = f_{seq}(s_u^T | \Theta, \mathbf{E}^T, \mathbf{P}), \quad (10)$$

where the f_{seq} is the pre-trained sequential model, Θ is the parameters of the pre-trained model, and it contains the parameters of the embedding layer and sequential encoder .

- we can fine-tune both pre-trained sequential encoder and generated ID embedding on downstream data. This can be formulated as:

$$\begin{aligned} e_u^T &= f_{seq}(s_u^T | \Theta^*, \mathbf{E}^{*T}, \mathbf{P}^*), \\ \Theta^*, \mathbf{E}^{*T}, \mathbf{P}^* &= \arg \max_{\Theta, \mathbf{E}^T, \mathbf{P}} P(v_{|s_u|+1} | s_u, \Theta), u \in U^T, v \in V^T, \end{aligned} \quad (11)$$

where Θ^* is the fine-tuned parameters.

- We can re-train another encoder (it can be a different architecture from the pre-trained model) and fine-tune generated embedding on downstream data.

$$\begin{aligned} e_u^T &= f_{seq}^{new}(s_u^T | \vartheta^*, \mathbf{E}^{*T}, \mathbf{P}^*), \\ \vartheta^*, \mathbf{E}^{*T}, \mathbf{P}^* &= \arg \max_{\vartheta, \mathbf{E}^T, \mathbf{P}} P(v_{|s_u|+1} | s_u, \vartheta), u \in U^T, v \in V^T, \end{aligned} \quad (12)$$

where ϑ^* is the parameters of the new sequential model.

3.7 Fine-tuning Pre-trained Model

After generating ID embeddings for the target domain. We optimize pre-trained model with the supervision of the target domain's behavior data. Different from previous methods [14] that are bonded with the pre-trained encoder, our IDP is flexible as we transfer knowledge by ID embedding. Our IDP can be applied in the following ways:

- we can directly deploy the model in downstream domains with the generated new ID embedding and pre-trained sequential encoder.

(1) we can directly deploy the model in downstream domains with the generated new ID embedding and pre-trained sequential encoder. (2) we can fine-tune both pre-trained sequential encoder and generated ID embedding on downstream data. (3) We can re-train another encoder (it can

be a different architecture from the pre-trained model) and fine-tune generated embedding on downstream data. This process can be formulated as follows:

$$\Theta^* = \arg \max_{\Theta} P(v_{|s_u|+1} | s_u, \Theta), u \in U^T, v \in V^T, \quad (13)$$

where Θ is the parameters of fine-tuning, which varies depending on the fine-tuning approach.

Algorithm 1 Training process of IDP

Require: Pre-training multi-domains user set U^S and item set V^S ; Pre-training dataset \mathcal{X}^T ; Pre-training Sequential recommendation encoder f_{seq} ; Target downstream domain user set U^T and target downstream domain user set V^T ; Target downstream data \mathcal{X}^T

1:

2: $\Theta, E^S, P, f_{seq} \leftarrow$ Call function: **PRE-TRAINING SEQUENTIAL MODEL**3: Call function: **TRAINING CDIM**4: $E^S \leftarrow$ Call function: **GENERATING ID EMBEDDING**5: Fine-tuning by **Eq.10, Eq.11 or Eq.12**

6:

7: **function** PRE-TRAINING SEQUENTIAL MODEL8: Initialize the trainable parameters Θ of encoder $f_{seq}(\cdot)$, item embedding matrix E and position matrix P ;9: **repeat**10: **for** *batch data* in \mathcal{X}^S **do**11: $e_u \leftarrow$ encode the user behavior sequence $f_{seq}(\text{batch data})$ 12: $L_0 \leftarrow$ get the loss with Eq.313: **Update** Θ, E and P according L_0 14: **end for**15: **until** the trainable parameters have converged.16: **return** The pre-trained E, P, Θ and f_{seq} 17: **end function**

18:

19: **function** TRAINING CDIM20: **repeat**21: $L^{text} \leftarrow$ calculate the textual contrastive learning loss with Eq.522: $L^{behavior} \leftarrow$ calculate behavior-involved contrastive learning loss with Eq.623: $L \leftarrow L^{text} + L^{behavior}$ 24: **Update** SimCSE by L 25: **until** the trainable parameters have converged.26: **end function**

27:

28: **function** GENERATING ID EMBEDDING29: $V_{v_i}^T \leftarrow$ get the most similar items in V^S by Eq.830: $E^T \leftarrow$ generate item embedding with Eq.931: **end function**

3.8 Base Model

In this paper, Following [14, 37, 47], we adopt the classical SASRec [18] as our base sequential model. SASRec encodes the user behavior sequence by stacking the transformer layers and achieving

promising performance. The SASRec consists of three sub-modules: an embedding layer, a multi-head attention module and a position-wise feed-forward Network. Note that our IDP is flexible and does not depend on specific sequential models, it can be easily applied to other sequential models.

3.8.1 Embedding Layer. The embedding layer projects the high-dimensional one-hot item ID to low-dimensional dense embedding by looking up an item embedding table $\mathbf{E} \in \mathbb{R}^{|V| \times d}$. In addition, there is also a position embedding table $\mathbf{P} \in \mathbb{R}^{T \times d}$ that projects the position of items in sequence to dense embedding, where T is the maximum length of the sequence. Given a user behavior sequence $s_u = \{v_1^u, v_2^u, \dots, v_{|s_u|}^u\}$, we can obtain the input representation of user behavior sequence:

$$\begin{aligned} \mathbf{h}_u^0 &= \{\mathbf{h}_{u,1}^0, \{\mathbf{h}_{u,2}^0, \dots, \mathbf{h}_{u,|s_u|}^0\}\}, \\ \mathbf{h}_{u,i}^0 &= \mathbf{e}_{v_i} + \mathbf{p}_i, \end{aligned} \quad (14)$$

where $e_i \in E$ is the representation of item v_i , $p_i \in P$ is the representation for position index i and $h_{u,i}^0$ is the input representation of v_i .

3.8.2 Self-attention Block. After the embedding layer, we employ the self-attention block to capture the dependencies between items in the sequence and extract the preference of users. Like transformer[35]. The multi-head self-attention mechanism is adopted to effectively extract selective information in different subspace. Specifically, It first projects the input to k subspace and applies self-attention to each subspace. Then it combines the output of each head by linear projecting the concatenated embedding. this process is formulated as:

$$\begin{aligned} MH(\mathbf{H}^l) &= \text{concat}(\text{head}_1; \text{head}_2; \dots; \text{head}_k)W^O \\ \text{head}_i &= \text{Attention}(\mathbf{H}^l W_i^Q, \mathbf{H}^l W_i^K, \mathbf{H}^l W_i^V) \end{aligned} \quad (15)$$

where $W_i^Q, W_i^K, W_i^V \in \mathbb{R}^{d \times d \times \frac{d}{h}}$ and $W^O \in \mathbb{R}^{d \times d}$ are the learnable project matrix.

In this paper, we adopt the scaled dot-product attention as the attention function:

$$\text{Attention}(Q, K, V) = \text{softmax}\left(\frac{QK^\top}{\sqrt{d/h}}\right)V \quad (16)$$

where K, Q, V denote queries, keys and values vector, respectively. And $\sqrt{d/h}$ is the scale factor to avoid large values of inner product.

3.8.3 Point-Wise Feed-Forward Network. The multi-head self-attention mechanism is effective in extracting the relation between items, while the simple linear projection limits the capacity of model. To endow the model with nonlinear interactions between different dimensions, we adopt a *Position-wise Feed-Forward Network* after the multi-head self-attention mechanism sub-layer, which is formulated as:

$$\begin{aligned} PFFN(\mathbf{H}^l) &= [FFN(\mathbf{h}_1^l)^\top, \dots, FFN(\mathbf{h}_i^l)^\top]^\top \\ FFN(\mathbf{h}_i^l) &= GELU(\mathbf{h}_i^l + b_1)W_2 + b_2 \end{aligned} \quad (17)$$

where W_1, b_1, W_2, b_2 are learnable parameters. *GELU* is activation function and is widely adopted in other works. [3, 32, 35]

3.8.4 Stack more Blocks. Empirically, stacking more layers is benefit for modeling patterns in deep learning. While model generally becomes difficult to train with it goes deeper. Residual connection, dropout and layer normalization module are proved effectively to alleviate this issue. So we apply them on our model:

$$\text{LayerNorm}(x + \text{Dropout}(\text{sbulayer}(x))) \quad (18)$$

where *sublayer* is the above self-attention block.

In summary, our sequence-based modeling module is represented as follows:

$$\begin{aligned}
 \mathbf{H}^0 &= \mathbf{E} + \mathbf{P} \\
 \mathbf{H}^l &= \text{Trm}(\mathbf{H}^{l-1}) \\
 \text{Trm}(\mathbf{H}^{l-1}) &= \text{LayerNorm}(\mathbf{A}^{l-1} + \text{Dropout}(\text{PPFN}(\mathbf{A}^{k-1}))) \\
 \mathbf{A}^{l-1} &= \text{LayerNorm}(\mathbf{H}^{l-1}, \text{Dropout}(\text{MH}(\mathbf{H}^{l-1})))
 \end{aligned} \tag{19}$$

Input a behavior sequence of a user, our multi-layer self-attention blocks output a series of representations of all step t . In here, we adopt the last step to output the sequence as the user's local preference under this behavior. We denote it as $\mathbf{e}_u = \mathbf{h}_{u,|s_u|}^L$.

3.9 Discussion on ID-centric Pre-training

Recently, there have been efforts to explore text-based pre-trained recommendation [14], which aims to supplant item ID with natural language. However, we argue that ID information (i.e. ID embedding) is indispensable, which is more suitable to store luxuriant behavior information in recommendation. We attempt to design an ID-centric pre-trained recommendation model for the following reasons: (1) ***Natural language is difficult to provide a comprehensive portrayal of an item.*** An item within the recommendation system encompasses a multitude of information, including behavioral logs, visual content, textual description, and so on. Textual information constitutes only a portion of this broader context. Actually, recent studies have corroborated this stance [8, 15, 21]. These studies demonstrate that even with the help of large language models (LLMs), text-based collaborative filtering struggles to outperform traditional collaborative filtering methods. (2) ***ID-based pre-training is far more efficient and low-cost compared to LLM-based models.*** In model serving, our IDP's computation and memory costs are similar to its base sequential encoder's, while LLM-based models require expensive costs. Moreover, in training, CDIM is only functioned for initialization. (3) ***ID-based SR models still dominate most real-world systems, and ID-based pre-training is more flexible to be deployed in practice.*** ID-based pre-trained model is more similar to existing SR models, which is easy to deploy and maintain, welcomed by the industry. Moreover, IDP is universal with different base sequential models, which is more suitable to be enhanced with better sequential modeling (e.g., new architecture or multi-interest modeling). In contrast, existing PLM-based SR models generally bond with specific heavy architectures, which are hard to use future techniques in SR modeling.

3.10 Complexity analysis

Now, we discuss the complexity of generating ID embeddings for the downstream domain. If we directly search for the k most similar items for all items in the downstream scenarios, the time complexity would be $O(MdN^2 \log(m))$ (accelerated by heap sort), where M represents the number of downstream scenarios, N denotes the total number of items in the pre-training dataset, d denotes the ID embedding dimension, and m is top- m similar items. This time complexity is unaffordable, especially when both M and N are considerably large. However, thanks to efficient similarity search algorithms, we can rapidly search out those items. For example, the time complexity can be reduced to $O(M \log(\log(N)))$ by utilizing the HNSW algorithm [25]. Thus, our approach is feasible in practice.

4 EXPERIMENTS

In this section, we aim to answer the following questions:

- **RQ1:** How does IDP perform compared with other state-of-the-art (SOTA) baselines?
- **RQ2:** Can our proposed framework be generalized to other base models? Furthermore, can our IDP be generalized to other downstream sequential models?
- **RQ3:** How does IDP perform in the zero-shot setting?
- **RQ4:** What are the effects of different modules in IDP?
- **RQ5:** Can our IDP be utilized for helping inner-domain recommendation?
- **RQ6:** Can our IDP be extended to multi-modal information?
- **RQ7:** Can we derive some interesting insights by analyzing IDPs?

Table 2. Statistics of all datasets.

Dataset	# user	# item	# instance	# avg _n
Pre training	1,125,233	729,305	13,920,393	19.09
Home	599,247	315,932	6,284,657	19.89
CD	82,891	109,840	1,266,516	11.53
Grocery	102,274	84,303	1,105,163	13.11
Kindle	118,061	140,592	2,188,322	15.57
Movie	222,760	78,638	3,075,735	39.11
Downstream				
Arts	1,576,189	302,370	2,726,742	9.02
Prime	247,640	10,812	447,359	41.38
Instruments	903,060	112,132	1,469,965	13.11
Office	3,402,597	306,612	5,382,474	17.55

4.1 Dataset

We evaluate the proposed method on nine different categories of Amazon review datasets, including pre-training datasets and downstream datasets. The statistical information of datasets is shown in Table 1.

Pre-training datasets We select five rating-only Amazon review datasets as the pre-training datasets including "Grocery and Gourmet Food", "Home and Kitchen", "CDs and Vinyl", "Kindle Store" and "Movies and TV".

Downstream datasets. To evaluate the proposed IDP, we conduct experiments on both cross-domain datasets and cross-platform datasets. We select four rating-only Amazon review datasets as the downstream datasets including "Prime Pantry", "Musical Instruments", "Arts, Crafts and Sewing" and "Office Products".

Following [12], we transformed all rating datasets into the implicit dataset, in which each instance are labeled with 0 or 1 to indicate whether a user rated an item. whether the user has rated the item For the pre-training datasets, following previous works [18, 47], we discard the users and items with less than five interactions, as the cold start problem of the pre-training domain is not our concern. We first conduct pre-training on all five pre-trained models. Subsequently, we fine-tune the pre-trained model separately on five downstream datasets to validate the proposed method. For all datasets, We adopt the title of products as the description text of items.

Table 3. Results on the multi-domain recommendation. The best and the second-best performances are bold and underlined. "**Impro.**" denotes the relative improvement over the best baselines. All improvements are significant (t-test with $p < 0.05$).

Dataset	Model	NDCG@1	NDCG@3	NDCG@5	HR@3	HR@5	MRR
Arts	GRU4Rec	0.2343	0.3346	0.3698	0.4071	0.4928	0.3569
	SASRec	0.3228	0.4027	0.4298	0.4602	0.5262	0.4211
	Bert4Rec	0.2446	0.3485	0.3837	0.4234	0.5091	0.3691
	DACDR	0.2666	0.3601	0.3923	0.4275	0.5059	0.3805
	PterRec	0.2713	0.3613	0.3905	0.4259	0.4968	0.3799
	FDSA	0.2996	0.4005	0.4341	0.4731	0.5546	0.4219
	Recformer	0.3281	0.4137	0.4438	0.4754	0.5486	0.4366
	UniSrec _{ID+t}	<u>0.3841</u>	<u>0.4926</u>	<u>0.5261</u>	<u>0.5699</u>	<u>0.6514</u>	<u>0.5081</u>
	IDP	0.3404	0.4249	0.4528	0.4855	0.5532	0.4423
	IDP _{ID+t}	0.4176	0.5153	0.5454	0.5849	0.6581	0.5302
	Impro	8.02%	4.41%	3.54%	2.56%	1.02%	4.17%
	Instruments	GRU4Rec	0.2382	0.3361	0.3728	0.4073	0.4964
SASRec		0.3121	0.3959	0.4243	0.4562	0.5252	0.4149
Bert4Rec		0.2623	0.3648	0.4017	0.4390	0.5286	0.3877
DACDR		0.2774	0.3858	0.4219	0.4640	0.5517	0.4047
PterRec		0.2485	0.3409	0.3747	0.4077	0.4901	0.3655
FDSA		0.3042	0.4108	0.4463	0.4873	0.5737	0.4318
Recformer		0.2812	0.3382	0.3719	0.4015	0.4835	0.3666
UniSRec _{ID+t}		<u>0.3404</u>	<u>0.4492</u>	<u>0.4846</u>	<u>0.5274</u>	<u>0.6135</u>	<u>0.4686</u>
IDP		0.3286	0.4207	0.4504	0.4865	0.5588	0.4388
IDP _{ID+t}		0.3977	0.4990	0.5305	0.5715	0.6481	0.5149
Impro.		14.41%	9.98%	8.65%	7.72%	5.34%	8.99%
Office		GRU4Rec	0.2884	0.4052	0.4460	0.4896	0.5887
	SASRec	0.3408	0.4429	0.4790	0.5169	0.6047	0.4619
	Bert4Rec	0.3101	0.4296	0.4681	0.5155	0.6089	0.4467
	DACDR	0.2879	0.4054	0.4462	0.4907	0.5896	0.4245
	PterRec	0.3082	0.4155	0.4501	0.4927	0.5768	0.4329
	FDSA	0.3317	0.4458	0.4832	0.5278	0.6185	0.4645
	Recformer	0.2521	0.3142	0.3382	0.3590	0.4176	0.3429
	UniSRec _{ID+t}	<u>0.3899</u>	<u>0.5055</u>	<u>0.5418</u>	<u>0.5882</u>	<u>0.6763</u>	<u>0.5205</u>
	IDP	0.3458	0.4487	0.4831	0.5227	0.6088	0.4668
	IDP _{ID+t}	0.4096	0.5186	0.5528	0.5965	0.6798	0.5331

	Impro	4.81%	2.53%	1.99%	1.39%	0.51%	2.36%
Prime	GRU4Rec	0.1094	0.1822	0.2163	0.2361	0.3193	0.2219
	SASRec	0.1520	0.2224	0.2536	0.2743	0.3503	0.2584
	Bert4Rec	0.0950	0.1561	0.1861	0.2013	0.2747	0.1977
	DACDR	0.1192	0.1896	0.2214	0.2415	0.3191	0.2268
	PterRec	0.1119	0.1804	0.2136	0.2314	0.3123	0.2209
	FDSA	0.1209	0.1877	0.2188	0.2370	0.3127	0.2261
	Recformer	0.1519	0.2069	0.2298	0.2450	0.3010	0.2395
	UniSRec _{ID+t}	0.1280	0.1991	0.2313	0.2518	0.3302	0.2372
	IDP	<u>0.1526</u>	<u>0.2268</u>	<u>0.2595</u>	<u>0.2804</u>	<u>0.3598</u>	<u>0.2629</u>
	IDP _{ID+t}	0.1842	0.2630	0.2953	0.3209	0.3996	0.2965
Impro.	21.18%	16.99%	16.44%	16.99%	14.07%	16.37%	

4.2 Experimental Setting

Implement Details. The embedding sizes of items are set to 64 and the batch size is 256 for all methods. We optimize all models with the Adam Optimizer and carefully search for the hyper-parameters of all baselines. To avoid overfitting, we adopt the early stop strategy with a patience of 20 epochs. We adopt the random negative sampling strategy [29] with 1 sampling number. For fair comparison, we employed the BPR loss for all baseline models, as we observed that BPR loss outperformed cross-entropy loss in performance. We conduct a grid search for hyper-parameters. We search for models' learning rates among $\{1e^{-3}, 3e^{-4}, 1e^{-4}, 3e^{-5}\}$.

Evaluation Protocols. We adopt the leave-one-out strategy to evaluate the models' performance. Following [18, 47], for each ground truth, we randomly sample 99 items that the user did not interact with under the target behavior as negative samples. We employ top-K hit rate (HR@K), top-K normalized discounted cumulative gain (NDCG@K), and mean Reciprocal Rank (MRR), with $k = \{1, 3, 5\}$.

Specifically, the HR@k is calculated by the following:

$$HR@k = \frac{1}{|U|} \sum_{u \in U} \delta(\hat{R}(u, k) \cap R(u) \neq \emptyset), \quad (20)$$

where $\hat{R}(u, k)$ is the top-k predicted item list of user u that sorting by predicted score. $R(u)$ is a ground-truth set of items of user u . $\delta(\cdot)$ is the indicator function, where the $\delta(b) = 1$ if b is true and 0 if false.

The NDCG@k calculated by the following:

$$NDCG(N) = \frac{1}{Y} \sum_{i=1}^N \frac{2^{\text{rel}(u, i)} - 1}{\log(i + 1)} \quad \text{where } Y = \sum_{i=1}^N \frac{1}{\log(i + 1)}, \quad (21)$$

where $\hat{R}(u, k)^i$ is the i -th item of ranked item list $\hat{R}(u, k)$. $\delta(\cdot)$ is the indicator function.

The MRR is calculated by the following:

$$MRR = \frac{1}{|U|} \sum_{u \in U} \text{rank}_u \quad (22)$$

$rank_u$ is the rank position of the first relevant item in $R(\hat{u})$.

4.3 Baselines

To validate our IDP, we conduct a comprehensive comparison. Specifically, we compare our method with the following baselines: (1) **GRU4Rec** [13] (2) **SASRec** [18], (3) **BERT4Rec** [32], (4) **FDSA** [45], (5) **Recformer** [19], and (6) **UniSRec_{ID+t}** [14].

- GRU4Rec [13], which adopts GRU as users' sequence encoder for sequential recommendation.
- SASRec [18], which is a classical sequential recommendation model that introduces self-attention in behavior modeling.
- BERT4Rec [32], which adopts masked item prediction as an optimizing object.
- FDSA [45], which adopts self-attentive networks to model item and feature transition. In this paper, we adopt item descriptions as item features.
- DACDR [44], which is a cross-domain recommendation model. It achieves knowledge transfer across domains by embedding alignment through common features. In this paper, we adopt text information as common feature.
- PeterRec [40], which is a parameter-efficient transfer learning recommendation model. It inserts model patches into pre-trained models to achieve effective transfer learning for recommendation.
- Recformer [19], which is a pure language model-based sequential recommendation model. Recformer first translates user behavior sequence to a natural language sentence. Then Recformer encodes translated sentences by language model.
- UniSRec_{ID+t} [14], which is a SOTA text-based pre-train model. In the pre-training stage, UniSRec represents items with text embedding encoded by a pre-trained language model. Then it encodes user sequential behaviors by a sequential model based on text embedding. In the downstream domain, UniSRec fine-tunes the pre-trained model by the designed MoE-enhanced adapter. UniSRec_{ID+t} is the final version of UniSRec, which adds ID embedding in downstream domains.

For our model, we adopt SASRec as our base model and pre-train SASRec on pre-training datasets. Considering that some baselines adopt textual vectors as an auxiliary feature (i.e. UniSRec_{ID+t} and FDSA), we also adopt textual vectors as an additional feature for a fair comparison. Following UniSRec, we also add ID embedding with the corresponding textual vector and input it to the sequential encoder. The ID-only version is denoted as IDP and the text-enhanced version is denoted as IDP_{ID+t}.

4.4 Overall Performance Comparison (RQ1)

The main results of our IDP are shown in Table 3. We have:

(1) Compared to pure ID-based models (i.e., SASRec, GRU4Rec, BERT4Rec), our IDP (adopting SASRec as the base model) significantly outperforms them on all four datasets, demonstrating that our IDP effectively utilizes the capabilities of ID-based pre-trained models. With the assistance of the proposed CDIM, our IDP can use textual information associated with items as a bridge to generate ID embeddings for downstream domains. As a result, our IDP can flexibly transfer knowledge from the pre-trained model's ID embeddings to new domains. Furthermore, comparing text-based models (i.e. Recformer) with ID-based models, the text-based models outperformed the ID-based models on the Arts dataset. However, on other datasets, they performed less effectively than the ID-based models. This indicates textual information still can not replace the ID-based model.

(2) We note that text-enhanced models achieve better performance than ID-only models. This can be attributed to that the textual information of items serves as a useful auxiliary feature on those datasets. Furthermore, compared with the text-enhanced method (i.e. FDSA and UniSRec), our

IDP_{ID+t} still significantly outperforms the SOTA pre-trained model UniSRec on all datasets. Those results show the superiority of our IDP. UniSRec is a text-based pre-trained model that transfers textual modality information to downstream domains. In contrast to UniSRec, our IDP is an ID-based pre-trained model. These experimental results further validate our opinion that modality information can not replace ID embedding to store behavioral information in recommendation.

(3) In comparison with other baselines, our model achieves substantial improvements when confronted with downstream datasets of reduced scale. Actually, in scenarios where the target domain data is relatively scarce (e.g., Prime), knowledge from other domains is more needed. This demonstrates our IDP can more effectively leverage the knowledge contained in the pre-trained model, especially when the downstream domain lacks sufficient behavioral information for items.

4.5 Universality of IDP (RQ2)

We validate the universality of our IDP from two perspectives: (1)the universality of IDP on the pre-training base model. (2)the universality of IDP on the downstream sequential model. (3) the universality of IDP on the cross-platform scenarios.

4.5.1 The universality of IDP on the pre-training base model. As discussed in the Introduction Section, our IDP transfers ID embedding to downstream domains and thus does not depend on a specific sequential recommendation model. To evaluate this, we change our pre-training base model to other ID-based sequential models (i.e., BERT4Rec) and evaluate the performance of pre-trained models on downstream datasets. The results are shown in Table 4.

From this table, we find that (1) our IDP still works well on all datasets when we change the pre-training base model. It shows the universality of our IDP, which does not depend on a specific base model. In fact, notwithstanding that the base models have different architectures, all of them are able to learn the knowledge within the pre-training datasets. Our IDP serves as a mechanism for facilitating knowledge transfer from the upstream to the downstream dataset. (2) Similar to adopting SASRec, our IDP gets more significant improvement when the dataset is smaller.

Table 4. Results of IDP with other sequential model in pre-training stage. $IDP^{BERT4Rec}$ adopts BERT4Rec as the base SR model both in pre-training stage and fine-tuning stage. All improvements are significant ($p < 0.05$).

Dataset	Model	HR@5	NDCG@5
Instruments	BERT4Rec	0.5286	0.4017
	$IDP^{BERT4Rec}$	0.5563	0.4438
Arts	BERT4Rec	0.5091	0.3837
	$IDP^{BERT4Rec}$	0.5098	0.3968
Office	BERT4Rec	0.6089	0.4681
	$IDP^{BERT4Rec}$	0.6029	0.4687
Prime	BERT4Rec	0.2747	0.1861
	$IDP^{BERT4Rec}$	0.3466	0.2422

4.5.2 The universality of IDP on the downstream sequential model. As introduced before, in real recommender systems, diverse teams tend to adopt different sequential models based on their business requirements and system architecture. The coupling of upstream and downstream sequential models (what the previous works adopt) constrains the flexibility of utilizing pre-trained recommendation models. This is one of the motivations why we try to propose an ID-centric Pre-trained Model.

In this experiment, we adopt different sequential models for pre-training and downstream fine-tuning. Specifically, we initially employ SASRec as the base model to pre-train the ID embeddings. Subsequently, in the downstream phase, we utilize BERT4Rec as the sequential model and fine-tune the generated ID embedding. Here, we train BERT4Rec from scratch. The results are shown in Table 5. From the table, we can find that our IDP still can improve downstream performance even when the sequential model is different from upstream. It shows the flexibility of our IDP, which does not bond with the pre-trained sequential encoder. This characteristic makes IDP more likely to be widely applied in the real world.

Table 5. A challenging setting that uses different SR models in pre-training/tuning. IDP^{B&S} adopts SASRec as the base SR model in pre-training and uses a different BERT4Rec for fine-tuning. All improvements are significant ($p < 0.05$).

Dataset	Model	HR@5	NDCG@5
Instruments	BERT4Rec	0.5286	0.4017
	IDP ^{B&S}	0.5428	0.4299
Arts	BERT4Rec	0.5091	0.3837
	IDP ^{B&S}	0.5149	0.3999
Office	BERT4Rec	0.6089	0.4681
	IDP ^{B&S}	0.6130	0.4773
Prime	BERT4Rec	0.2747	0.1861
	IDP ^{B&S}	0.3444	0.2406

4.5.3 The universality of IDP on the cross-platform scenarios. To demonstrate the universality of our IDP, we conduct a more challenging cross-platform experiment. We pre-traine the IDP on the Amazon dataset and fine-tune it on the Movielens-1M dataset. The results are shown in Table.6. From the table, we can observe our IDP still achieved an improvement even in cross-platform scenarios. Note that, we argue that it is a challenging task as Amazon and Movielens are different types of platforms (shopping and video websites), thus users may have different behavior patterns in them. It shows the possibility of building a universal ID-centric pre-trained model.

4.6 Results of Zero-shot Scenario (RQ3)

In this section, we further evaluate the effectiveness of our IDP in a zero-shot setting. In this setting, we directly apply the pre-trained model to downstream datasets without tuning. Note that, as the UniSRec_{ID+t} can not be adopted for zero-shot setting. We compare our method with the zero-shot version of UniSRec (i.e. UniSRec_t). We demonstrate the results in Table.7. Note that, for IDP_{ID+t}, we employ PCA to reduce the dimension with the encoded textual vectors to the same dimension with

Table 6. Results on the cross-platform scenario. The best and the second-best performances are bold and underlined. "Impro." denotes the relative improvement over the best baselines. All improvements are significant (t-test with $p < 0.05$).

Metric	NDCG@1	NDCG@3	NDCG@5	HR@3	HR@5	MRR
GRU4Rec	0.3374	0.4794	0.5253	0.5808	0.6919	0.4945
SASRec	0.3566	0.4948	0.5362	0.5927	0.6930	0.5082
BERT4Rec	0.3258	0.4668	0.5117	0.5682	0.6765	0.4821
DACDR	0.1444	0.2278	0.2649	0.2891	0.3791	0.2675
PterRec	0.2187	0.3475	0.3961	0.4417	0.5599	0.3763
FDSA	0.3313	0.4667	0.5107	0.5644	0.6710	0.4840
Recformer	0.1332	0.2256	0.2685	0.2942	0.3987	0.2629
UniSRec _{ID+t}	0.2902	0.4328	0.4810	0.5361	0.6531	0.4513
IDP	0.3606	0.4966	0.5381	0.5935	<u>0.6942</u>	0.5105
IDP _{ID+t}	<u>0.3566</u>	0.4904	<u>0.5363</u>	0.5874	0.6987	0.5062
Impro.	1.10%	0.36%	0.35%	0.10%	0.80%	0.45%

ID embeddings. Following UniSRec, we simply add textual vectors with generated ID embedding as the input of the sequential model.

From this table, we can see that Our IDP is indeed effective. Even in zero-shot scenarios, it still can help the system make decisions. Because our IDP can transfer knowledge in the pre-training domains to other domains. Furthermore, with the help of textual information, our IDP exhibits enhanced performance and outperforms UniSRec by a substantial margin. This is attributed to the universal nature of semantic information across different domains and it is an important auxiliary information. Note that, different from UniSRec which pre-trains an adapter to encode textual vectors, textual vectors are directly used in IDP (i.e. reducing dimension with PCA). This also highlights the flexibility of our IDP.

4.7 Ablation Study (RQ4)

In this section, we conduct an ablation study to evaluate the effectiveness of the proposed modules of our IDP. Precisely, we have (a) IDP w/o M, which removes our matcher CDIM and only fine-tunes the pre-trained ID-based sequential encoder on downstream domains, (b) IDP w/o BCL, which directly utilizes the original SimCSE model as the cross-domain ID matcher without the behavior-based CL tasks.

The results are reported in Fig. 4. We find (1) By comparing IDP with IDP w/o M, we can see that our proposed CDIM can effectively transfer knowledge contained in the pre-trained model via ID embeddings, which utilizes modality information as a bridge. Besides, IDP w/o M even performs worse than the single-domain SASRec. This indicates that only transferring the pre-trained sequential encoder may lead to negative transfer effects. (2) By comparing IDP with IDP without BCL, we can observe that the designed behavior-aware contrastive learning task indeed functions effectively. It accomplishes this by integrating behavioral information into textual vectors through the tuning of SimCSE. As a result, CDIM is able to balance behavioral and textual similarity across domains, facilitating the aggregation of ID embeddings for initialization.

Table 7. Results on the zero-shot setting. All improvements are significant over baselines (t-test with $p < 0.05$).

Dataset	Model	HR@5	NDCG@5
Arts	UniSRec _t	0.2620	0.1920
	IDP	0.1079	0.0681
	IDP_{ID+t}	0.3234	0.2608
Instruments	UniSRec _t	0.1693	0.1117
	IDP	0.0799	0.0489
	IDP_{ID+t}	0.2648	0.2002
Office	UniSRec _t	0.2189	0.1556
	IDP	0.1337	0.0849
	IDP_{ID+t}	0.2708	0.2177
Prime	UniSRec _t	0.1598	0.1092
	IDP	0.0839	0.0519
	IDP_{ID+t}	0.1952	0.1487

4.8 Representing Intra-domain Cold-start Items via Pre-trained Item Embeddings (RQ5)

Table 8. The result of generating ID embedding within inner-domain.

Dataset	Metric	HR@3	NDCG@3	HR@5	NDCG@5
Instruments	IDP ^{Inner}	0.1950	0.1655	0.2352	0.1819
Arts	IDP ^{Inner}	0.1294	0.1053	0.2705	0.1874

In this section, we aim to investigate the effects of generating IDs within the inner domain. This experimental result has the ability to demonstrate whether our IDP is capable of addressing inner-domain cold start issues. Instead of generating ID embeddings from the upstream domain to the downstream domain, we focus on generating ID embeddings within the inner domain. Specifically, for a domain A , we first train a sequential model. Then we use our IDP to generalize ID embedding for cold items (without any interaction). Last we directly evaluate the model's performance on cold items without any tuning operation. Here, we randomly select 10% items as cold items and remove them from the training dataset. The results are shown in Table ??, where IDP^{Inner} is the model that re-generates ID embedding by our CDIM in the Inner domain. From this table, we can observe that our IDP can still provide reasonably accurate recommendations. This indicates that our IDP can be flexibly applied to inner-domain item cold start scenarios.

4.9 Extending to Multi-modal Scenario

In this paper, we aim to utilize the modality information to train our CDIM and transfer the ID embedding to downstream domains. In the Sec. 3.4 we mainly utilize the textual modality

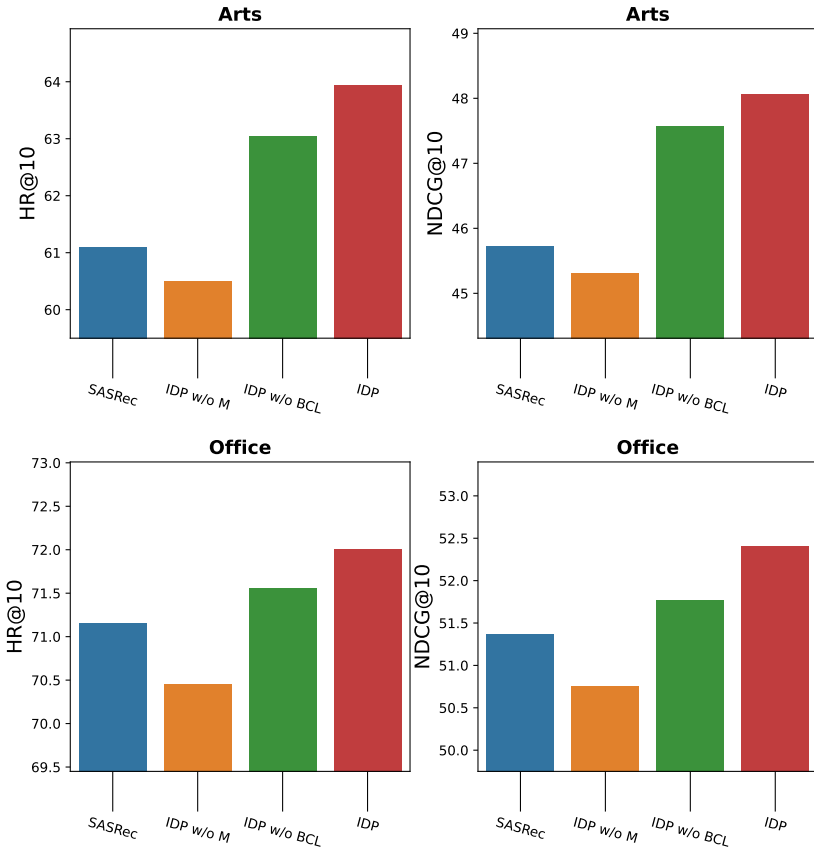


Fig. 4. Ablation studies on Arts and Office datasets. All components of IDP are effective.

information as a bridge as it is more commonly available in the real world. However, our IDP can easily be extended to multi-modal scenarios. To evaluate it, we both utilize the image information and textual information to train the CDIM. Specifically, we first utilize pre-trained ViT[6] to extract the image feature im_v of items. Then we fuse the encoded textual feature t_v and image feature m_v by a two-layer MLP with a dropout layer, which is represented as mm_v . Subsequently, we replace the textual representation t_v in Eq.5 and Eq.6 with multi-modal representation mm_v , and conduct the modality information contrastive learning (i.e., Eq.5) and behavior involved tuning (i.e., Eq.6). After that, we get a multi-modal-based CDIM, which can be used to transfer pre-trained ID embedding downstream.

To evaluate the performance of our IDP in a multi-modal scenario, we conduct the following experiments (1) IDP^{mm} , which utilize the multi-modal based CDIM as the matcher (2) IDP^{mm}_{ID+mm} , which is an multi-modal enhanced IDP and utilize the multi-modal representation as an auxiliary feature.

We show the results in the Table.9. From this table, we have the following observations: (1) All variants of our IDP outperform SASRec and all various of our textual-enhanced IDP outperform UniSRec, which further demonstrates the power of our IDP. (2) By comparing IDP and IDP^{MM} , we found that introducing multimodal information to train the CDIM module indeed helps improve

Table 9. Results on of extending textual modality information to multi-modal information. The best performances are bold and underlined. All improvements are significant (t-test with $p < 0.05$).

Dataset	Model	NDCG@1	HR@3	NDCG@3	HR@5	NDCG@5	MRR
Arts	SASRec	0.3228	0.4602	0.4027	0.5262	0.4298	0.4211
	UniSRec	0.3841	0.5699	0.4926	0.6514	0.5261	0.5081
	IDP	0.3404	0.4855	0.4249	0.5532	0.4528	0.4423
	IDP _{ID+t}	0.4176	0.5849	0.5153	0.6581	0.5454	0.5302
	IDP ^{MM}	0.3453	0.4860	0.4272	0.5493	0.4533	0.4436
	IDP ^{MM} _{ID+t}	0.4185	0.5871	0.5169	0.6607	0.5472	0.5315
Office	SASRec	0.3408	0.5169	0.4429	0.6047	0.4790	0.4619
	UniSRec	0.3899	0.5882	0.5055	0.6763	0.5418	0.5205
	IDPID	0.3458	0.5227	0.4487	0.6088	0.4831	0.4668
	IDP _{ID+t}	0.4096	0.5965	0.5186	0.6798	0.5528	0.5331
	IDP ^{MM}	0.3461	0.5242	0.4497	0.6087	0.4845	0.4681
	IDP ^{MM} _{ID+t}	0.4056	0.5944	0.5156	0.6783	0.5502	0.5302
Instruments	SASRec	0.3121	0.4562	0.3959	0.5252	0.4243	0.4149
	UniSRec	0.3404	0.5274	0.4492	0.6135	0.4846	0.4686
	IDPID	0.3286	0.4865	0.4207	0.5588	0.4504	0.4388
	IDP _{ID+t}	0.3977	0.5715	0.4990	0.6481	0.5305	0.5149
	IDP ^{MM}	0.3326	0.4867	0.4224	0.5568	0.4512	0.4401
	IDP ^{MM} _{ID+t}	0.3998	0.5024	0.5341	0.5756	0.6525	0.5181
Prime	SASRec	0.1520	0.2743	0.2224	0.3503	0.2536	0.2584
	UniSRec	0.1280	0.2518	0.1991	0.3302	0.2313	0.2372
	IDPID	0.1539	0.2804	0.2268	0.3598	0.2595	0.2629
	IDP _{ID+t}	0.1842	0.3209	0.2630	0.3996	0.2953	0.2965
	IDP ^{MM}	0.1522	0.2825	0.2273	0.3616	0.2598	0.2628
	IDP ^{MM} _{ID+t}	0.1873	0.3213	0.2645	0.4012	0.2973	0.2986

the performance of our IDP. (3) By further comparing C and D, we found that in the case of text augmentation, C generally outperforms D. This further indicates the benefit of introducing multimodal information to our IDP. Furthermore, This experiment demonstrates the versatility of our IDP, which can be applied in multi-modal scenarios.

4.10 Analysis of Sequential Encoder (RQ6)

In this paper, we propose the concept of ID-centric pre-trained models for the first time. In this section, we conduct two exploratory experiments aimed at providing some insights.

The effect of the pre-trained sequential encoder. Here, we aim to further validate the impact of the pre-trained sequential encoder. Specifically, instead of both utilizing a pre-trained encoder

and generated ID-embedding for downstream fine-tuning, we only adopt generated ID-embedding for downstream fine-tuning and train the sequential encoder from scratch, denoted as **IDP w/o PS**. We report our results in Table 10. We can observe that IDP performs worse than IDP w/o PS in the Office dataset, whereas the performance is reversed in the Prime dataset. This suggests that the utilization of a pre-trained sequential encoder could potentially lead to negative transfer in specific scenarios. In such cases, training the sequential encoder from scratch might be a more suitable option.

Table 10. Performance comparison of IDP and IDP w/o PS.

Dataset	Metric	HR@3	NDCG@3	HR@5	NDCG@5
Instruments	IDP	0.4865	0.4207	0.5588	0.4504
	IDP w/o PS	0.4843	0.4220	0.5522	0.4500
Prime	IDP	0.2804	0.2268	0.3598	0.2595
	IDP w/o PS	0.2912	0.2364	0.3715	0.2693

Table 11. The result of exchanging sequential encoders. SASRec^{EX} is the version of SASRec with the exchanged encoder.

Dataset	Metric	HR@3	NDCG@3	HR@5	NDCG@5
Instruments	SASRec	0.4562	0.3959	0.5252	0.4243
	SASRec ^{EX}	0.4191	0.3553	0.4903	0.3846
Prime	SASRec	0.2743	0.2224	0.3503	0.2536
	SASRec ^{EX}	0.2259	0.1810	0.2946	0.2092

The transferability of the sequence encoder. To analyze the transferability of the sequential model's encoder, we perform an exchange of the sequential encoders between two sequential models that are trained on different domains. Specifically, we train two sequential models on the "Musical Instruments" (Instruments) and "Prime Pantry" (Prime) datasets, respectively. Afterward, we interchange the sequential encoders of these two models while retaining their respective embedding layers. We directly evaluate the performance of those models on the test dataset without any fine-tuning operation. The results are reported in Table 11, where SASRec^{EX} represents the model with the exchanged encoder.

From this table, it is evident that SASRec^{EX} does not perform as well as SASRec, which is an expected outcome since the encoder of SASRec^{EX} is trained on a different domain. Nevertheless, SASRec^{EX} still demonstrates respectable performance on both the Instrument and Prime datasets, despite the performance gap compared to SASRec. It's worth noting that there is a weak correlation between "prime" and "Instrument."

Based on these findings, we hypothesize that sequence models might contain limited domain-specific knowledge, with the primary knowledge being stored within ID embeddings. The encoder may primarily serve to capture the patterns represented by user behavior sequences in a domain-agnostic manner. This indicates the importance of knowledge transfer from ID embeddings when designing an advanced pre-trained model.

5 CONCLUSION AND FUTURE WORK

In this work, we propose an ID-centric recommendation pre-training framework (IDP) for MDR, which can effectively transfer the knowledge to downstream domains. IDP directly aggregates well-learned ID embeddings in pre-training to build new items' initializations via the behavior-aware CDIM, which is effective, universal, and flexible to be deployed with most existing recommendation models in practice. In the future, we will consider utilizing multi-modal information for knowledge cross-domain transfer.

REFERENCES

- [1] Xu Chen, Hongteng Xu, Yongfeng Zhang, Jiayi Tang, Yixin Cao, Zheng Qin, and Hongyuan Zha. 2018. Sequential recommendation with user memory networks. In *Proceedings of the eleventh ACM international conference on web search and data mining*. 108–116.
- [2] Zeyu Cui, Jianxin Ma, Chang Zhou, Jingren Zhou, and Hongxia Yang. 2022. M6-Rec: Generative Pretrained Language Models are Open-Ended Recommender Systems. *arXiv preprint arXiv:2205.08084* (2022).
- [3] Jacob Devlin, Ming-Wei Chang, Kenton Lee, and Kristina Toutanova. 2018. Bert: Pre-training of deep bidirectional transformers for language understanding. *arXiv preprint arXiv:1810.04805*.
- [4] Jacob Devlin, Ming-Wei Chang, Kenton Lee, and Kristina Toutanova. 2019. Bert: Pre-training of deep bidirectional transformers for language understanding. In *Proceedings of NAACL*.
- [5] Hao Ding, Yifei Ma, Anoop Deoras, Yuyang Wang, and Hao Wang. 2021. Zero-shot recommender systems. *arXiv preprint arXiv:2105.08318* (2021).
- [6] Alexey Dosovitskiy, Lucas Beyer, Alexander Kolesnikov, Dirk Weissenborn, Xiaohua Zhai, Thomas Unterthiner, Mostafa Dehghani, Matthias Minderer, Georg Heigold, Sylvain Gelly, et al. 2020. An image is worth 16x16 words: Transformers for image recognition at scale. *arXiv preprint arXiv:2010.11929* (2020).
- [7] Tianyu Gao, Xingcheng Yao, and Danqi Chen. 2021. SimCSE: Simple Contrastive Learning of Sentence Embeddings. In *Proceedings of the 2021 Conference on Empirical Methods in Natural Language Processing*. Association for Computational Linguistics, Online and Punta Cana, Dominican Republic, 6894–6910. <https://doi.org/10.18653/v1/2021.emnlp-main.552>
- [8] Yunfan Gao, Tao Sheng, Youlin Xiang, Yun Xiong, Haofen Wang, and Jiawei Zhang. 2023. Chat-rec: Towards interactive and explainable llms-augmented recommender system. *arXiv preprint arXiv:2303.14524* (2023).
- [9] Kaiming He, Xinlei Chen, Saining Xie, Yanghao Li, Piotr Dollár, and Ross Girshick. 2021. Masked autoencoders are scalable vision learners. *CVPR* (2021).
- [10] Ruining He, Wang-Cheng Kang, and Julian McAuley. 2017. Translation-based recommendation. In *Proceedings of the eleventh ACM conference on recommender systems*. 161–169.
- [11] Ruining He and Julian McAuley. 2016. Fusing similarity models with markov chains for sparse sequential recommendation. In *2016 IEEE 16th International Conference on Data Mining (ICDM)*. IEEE, 191–200.
- [12] Xiangnan He, Lizi Liao, Hanwang Zhang, Liqiang Nie, Xia Hu, and Tat-Seng Chua. 2017. Neural collaborative filtering. In *Proceedings of WWW*.
- [13] Balázs Hidasi, Alexandros Karatzoglou, Linas Baltrunas, and Domonkos Tikk. 2016. Session-based recommendations with recurrent neural networks. In *ICLR*.
- [14] Yupeng Hou, Shanlei Mu, Wayne Xin Zhao, Yaliang Li, Bolin Ding, and Ji-Rong Wen. 2022. Towards Universal Sequence Representation Learning for Recommender Systems. In *Proceedings of the 28th ACM SIGKDD Conference on Knowledge Discovery and Data Mining*. 585–593.
- [15] Yupeng Hou, Junjie Zhang, Zihan Lin, Hongyu Lu, Ruobing Xie, Julian McAuley, and Wayne Xin Zhao. 2023. Large language models are zero-shot rankers for recommender systems. *arXiv preprint arXiv:2305.08845* (2023).
- [16] Guangneng Hu, Yu Zhang, and Qiang Yang. 2018. Conet: Collaborative cross networks for cross-domain recommendation. In *Proceedings of CIKM*.
- [17] Jin Huang, Wayne Xin Zhao, Hongjian Dou, Ji-Rong Wen, and Edward Y Chang. 2018. Improving sequential recommendation with knowledge-enhanced memory networks. In *The 41st International ACM SIGIR Conference on Research & Development in Information Retrieval*. 505–514.
- [18] Wang-Cheng Kang and Julian McAuley. 2018. Self-attentive sequential recommendation. In *Proceedings of ICDM*.
- [19] Jiacheng Li, Ming Wang, Jin Li, Jimmiao Fu, Xin Shen, Jingbo Shang, and Julian McAuley. 2023. Text Is All You Need: Learning Language Representations for Sequential Recommendation. *arXiv preprint arXiv:2305.13731* (2023).
- [20] Jiming Li, Wentao Zhang, Tian Wang, Guanglei Xiong, Alan Lu, and Gerard Medioni. 2023. GPT4Rec: A generative framework for personalized recommendation and user interests interpretation. *arXiv preprint arXiv:2304.03879* (2023).
- [21] Junling Liu, Chao Liu, Renjie Lv, Kang Zhou, and Yan Zhang. 2023. Is chatgpt a good recommender? a preliminary study. *arXiv preprint arXiv:2304.10149* (2023).

- [22] Qiao Liu, Yifu Zeng, Refuoe Mokhosi, and Haibin Zhang. 2018. STAMP: short-term attention/memory priority model for session-based recommendation. In *Proceedings of the 24th ACM SIGKDD International Conference on Knowledge Discovery & Data Mining*. 1831–1839.
- [23] Yinhan Liu, Myle Ott, Naman Goyal, Jingfei Du, Mandar Joshi, Danqi Chen, Omer Levy, Mike Lewis, Luke Zettlemoyer, and Veselin Stoyanov. 2019. Roberta: A robustly optimized bert pretraining approach. *arXiv preprint* (2019).
- [24] Ze Liu, Yutong Lin, Yue Cao, Han Hu, Yixuan Wei, Zheng Zhang, Stephen Lin, and Baining Guo. 2021. Swin Transformer: Hierarchical Vision Transformer using Shifted Windows.. In *2021 IEEE/CVF International Conference on Computer Vision (ICCV)*. <https://doi.org/10.1109/iccv48922.2021.00986>
- [25] Yu A Malkov and Dmitry A Yashunin. 2018. Efficient and robust approximate nearest neighbor search using hierarchical navigable small world graphs. *IEEE transactions on pattern analysis and machine intelligence* 42, 4 (2018), 824–836.
- [26] Ben Mann, N Ryder, M Subbiah, J Kaplan, P Dhariwal, A Neelakantan, P Shyam, G Sastry, A Askell, S Agarwal, et al. 2020. Language models are few-shot learners. *arXiv preprint arXiv:2005.14165* (2020).
- [27] Massimo Quadrana, Alexandros Karatzoglou, Balázs Hidasi, and Paolo Cremonesi. 2017. Personalizing session-based recommendations with hierarchical recurrent neural networks. In *Proceedings of the Eleventh ACM Conference on Recommender Systems*. 130–137.
- [28] Alec Radford, Jong Wook Kim, Chris Hallacy, Aditya Ramesh, Gabriel Goh, Sandhini Agarwal, Girish Sastry, Amanda Askell, Pamela Mishkin, Jack Clark, et al. 2021. Learning transferable visual models from natural language supervision. In *International Conference on Machine Learning*. PMLR, 8748–8763.
- [29] Steffen Rendle, Christoph Freudenthaler, Zeno Gantner, and Lars Schmidt-Thieme. 2009. BPR: Bayesian personalized ranking from implicit feedback. *UAI* (2009).
- [30] Steffen Rendle, Christoph Freudenthaler, and Lars Schmidt-Thieme. 2010. Factorizing personalized markov chains for next-basket recommendation. In *Proceedings of the 19th international conference on World wide web*. 811–820.
- [31] Guy Shani, David Heckerman, and Ronen I Brafman. 2005. An MDP-based recommender system. *JMLR* (2005).
- [32] Fei Sun, Jun Liu, Jian Wu, Changhua Pei, Xiao Lin, Wenwu Ou, and Peng Jiang. 2019. BERT4Rec: Sequential recommendation with bidirectional encoder representations from transformer. In *Proceedings of the 28th ACM international conference on information and knowledge management*. 1441–1450.
- [33] Jiayi Tang and Ke Wang. 2018. Personalized top-n sequential recommendation via convolutional sequence embedding. In *Proceedings of the Eleventh ACM International Conference on Web Search and Data Mining*. 565–573.
- [34] Chun-Hua Tsai. 2018. Diversity-Enhanced Recommendation Interface and Evaluation. In *Proceedings of the 2018 Conference on Human Information Interaction & Retrieval*.
- [35] Ashish Vaswani, Noam Shazeer, Niki Parmar, Jakob Uszkoreit, Llion Jones, Aidan N Gomez, Łukasz Kaiser, and Illia Polosukhin. 2017. Attention is all you need. (2017).
- [36] Jiancan Wu, Xiang Wang, Fuli Feng, Xiangnan He, Liang Chen, Jianxun Lian, and Xing Xie. 2021. Self-supervised graph learning for recommendation. In *Proceedings of SIGIR*.
- [37] Xu Xie, Fei Sun, Zhaoyang Liu, Shiwen Wu, Jinyang Gao, Jiandong Zhang, Bolin Ding, and Bin Cui. 2022. Contrastive learning for sequential recommendation. In *ICDE*. IEEE.
- [38] Xin Xin, Alexandros Karatzoglou, Ioannis Arapakis, and Joemon M Jose. 2020. Self-supervised reinforcement learning for recommender systems. In *Proceedings of the 43rd International ACM SIGIR Conference on Research and Development in Information Retrieval*. 931–940.
- [39] Tiansheng Yao, Xinyang Yi, Derek Zhiyuan Cheng, Felix Yu, Ting Chen, Aditya Menon, Lichan Hong, Ed H Chi, Steve Tjoa, Jieqi Kang, et al. 2021. Self-supervised Learning for Large-scale Item Recommendations. In *Proceedings of CIKM*.
- [40] Fajie Yuan, Xiangnan He, Alexandros Karatzoglou, and Liguang Zhang. 2020. Parameter-efficient transfer from sequential behaviors for user modeling and recommendation. In *Proceedings of SIGIR*.
- [41] Fajie Yuan, Guoxiao Zhang, Alexandros Karatzoglou, Xiangnan He, JoemonM. Jose, Beibei Kong, and Yudong Li. 2020. One Person, One Model, One World: Learning Continual User Representation without Forgetting. *Cornell University - arXiv, Cornell University - arXiv* (Sep 2020).
- [42] Tianzi Zang, Yanmin Zhu, Haobing Liu, Ruohan Zhang, and Jiadi Yu. 2022. A survey on cross-domain recommendation: taxonomies, methods, and future directions. *ACM Transactions on Information Systems* 41, 2 (2022), 1–39.
- [43] Junjie Zhang, Ruobing Xie, Yupeng Hou, Wayne Xin Zhao, Leyu Lin, and Ji-Rong Wen. 2023. Recommendation as instruction following: A large language model empowered recommendation approach. *arXiv preprint arXiv:2305.07001* (2023).
- [44] Qian Zhang, Wenhui Liao, Guangquan Zhang, Bo Yuan, and Jie Lu. 2021. A deep dual adversarial network for cross-domain recommendation. *IEEE Transactions on Knowledge and Data Engineering* (2021).
- [45] Tingting Zhang, Pengpeng Zhao, Yanchi Liu, Victor S Sheng, Jiajie Xu, Deqing Wang, Guanfeng Liu, Xiaofang Zhou, et al. 2019. Feature-level Deeper Self-Attention Network for Sequential Recommendation.. In *IJCAI*. 4320–4326.
- [46] Guorui Zhou, Xiaoqiang Zhu, Chenru Song, Ying Fan, Han Zhu, Xiao Ma, Yanghui Yan, Junqi Jin, Han Li, and Kun Gai. 2018. Deep interest network for click-through rate prediction. In *Proceedings of KDD*.

- [47] Kun Zhou, Hui Wang, Wayne Xin Zhao, Yutao Zhu, Sirui Wang, Fuzheng Zhang, Zhongyuan Wang, and Ji-Rong Wen. 2020. S3-rec: Self-supervised learning for sequential recommendation with mutual information maximization. In *CIKM*.
- [48] Feng Zhu, Chaochao Chen, Yan Wang, Guanfeng Liu, and Xiaolin Zheng. [n. d.]. DTCDR: A Framework for Dual-Target Cross-Domain Recommendation. ([n. d.]).
- [49] Yongchun Zhu, Zhenwei Tang, Yudan Liu, Fuzhen Zhuang, Ruobing Xie, Xu Zhang, Leyu Lin, and Qing He. 2022. Personalized transfer of user preferences for cross-domain recommendation. In *Proceedings of the Fifteenth ACM International Conference on Web Search and Data Mining*. 1507–1515.

Received 20 February 2007; revised 12 March 2009; accepted 5 June 2009