

Tunable Spatiotemporal Orders in Driven Insulators

Daniel Kaplan,^{1,*} Pavel A. Volkov,^{2,†} Ahana Chakraborty,¹ Zekun Zhuang,³ and Premala Chandra^{1,‡}

¹*Center for Materials Theory, Department of Physics and Astronomy,
Rutgers University, Piscataway, NJ 08854, USA*

²*Department of Physics, University of Connecticut, Storrs, CT 06269, USA*

³*Department of Physics, University of Wisconsin-Madison, Madison, Wisconsin 53706, USA*
(Dated: June 25, 2024)

We show that driving optical phonons above a threshold fluence induces spatiotemporal orders, where material properties oscillate at an incommensurate wavevector q_0 in space and at half the drive frequency in time. The order is robust against temperature on timescales much larger than the lifetime of the excited modes and can be accompanied by a static $2q_0$ modulation. We make predictions for time-resolved diffraction and provide estimates for candidate materials. Our results show the possibility of using THz waves in solids to realize tunable incommensurate order on the nanoscale.

Introduction— Externally driven condensed matter phases are attracting tremendous interest [1–3] due to the rapid development of ultrafast optics [1–8] and proposals of exotic non-equilibrium phases, such as time crystals [9–14]. In particular, the use of intense terahertz pulses has led to the observation of several light-induced transitions in different quantum materials [1, 7, 8, 15–19]. Recent advances in time-resolved diffraction also allow to study spatial features of transient orders on time-scales set by the width of a pumping pulse (10^{-12} sec) [20, 21].

The conventional mechanism for such light-driven order involves the dynamical softening of a near-critical mode, resulting in a symmetry-breaking transition [22–32]; this approach is appropriate for materials close to instabilities where accessible fluences are sufficient to affect the ground state. As the nature of the transient order is set by the system’s pre-existing soft modes, its characteristic features are generally not tunable [15–18] and the transient order is commensurate with the underlying lattice.

In this work, we present an alternative pathway to light-induced phase transitions that results in tunable spatiotemporal orderings due to the interplay of nonlinearity, parametric resonance and spatial dispersion. We consider a polar phonon Q with natural frequency ω_Q , resonantly driven at $\Omega \approx \omega_Q$; Q is nonlinearly coupled to a low-energy excitation P , such as a phonon or magnon (Fig. 1 (a,c,d)). For fluences above a threshold set by the linewidths of Q and P , a steady state develops, where the P degree of freedom oscillates in time with frequency $\Omega/2$ and in space with wavevector q_0 determined by its dispersion (Fig. 1 (c)). Our numerical results indicate that the resulting spatiotemporal order is generally stable against temperature, and we predict its signatures in time-resolved diffraction experiments on candidate materials.

Model and Equations of Motion— The key features for inducing spatiotemporal order are shown in Fig. 1(c): optical ($Q_i(r, t)$) and $P_i(r, t)$ (of any symmetry) modes with frequencies $\omega_Q(q)$ and $\omega_P(q)$ respectively such that $\omega_P(0) < \omega_Q(0)/2$. Parametric resonance is driven by a

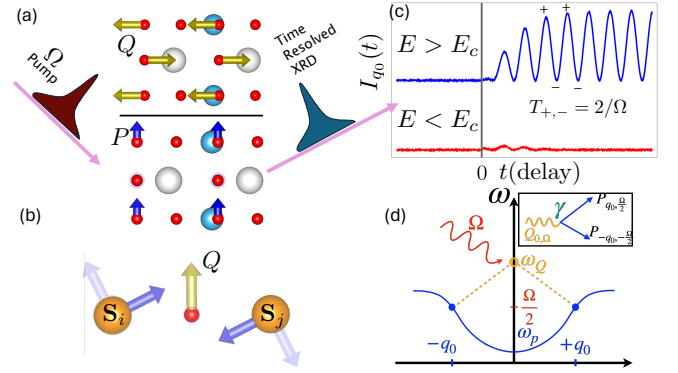


Figure 1. Schematics and experimental signatures of the induced spatio-temporal order. (a) In a pump-probe setup, an optical phonon Q is resonantly driven at frequency Ω and is nonlinearly coupled to a low energy mode P . Parametric resonance of P at a finite wavevector (see (d)) drives the formation of spatiotemporal order probed with X-Ray diffraction (XRD). (b) Similar to (a), in a magnetic system with strong spin-orbit coupling (SOC), Q generates spin order (here P is the magnetization) via an induced dynamic Dzyaloshinskii-Moriya (DM) interaction. (c) In time-resolved XRD, the intensity of the induced order at wavevector q_0 will vary in time as a function of the delay from the pump. The amplitude of the mode P_{q_0} alternates between maxima and minima with a period $T_{+,-} = (\Omega/2)^{-1}$. The mode condenses only if the drive amplitude E , $E > E_c$ (blue curve) and decays exponentially for $E < E_c$ (red curve). (d) Sketch of the parametric resonance mechanism. Q is coupled to P via a cubic interaction with strength γ . The parametric resonance condition selects the momentum q_0 for which the dispersion of P , $\omega_P(q_0) = \Omega/2$ (see main text).

cubic coupling as shown in Fig. 1(d). Above a critical fluence, an additional Bragg peak at q_0 is expected in time-resolved diffraction experiments [21, 33–36] whose amplitude varies at frequency $\frac{\Omega}{2}$. q_0 is set by the dispersion of P , with the condition $\omega_P(q_0) = \Omega/2$. The cubic coupling we described above can generically take the following form,

$$V_c(Q, P) = \xi_{ijk} Q_i P_j P_k + \xi'_{ijk} Q_i Q_j P_k + \delta_{ijkl} (Q_i P_j) \partial_k P_l. \quad (1)$$

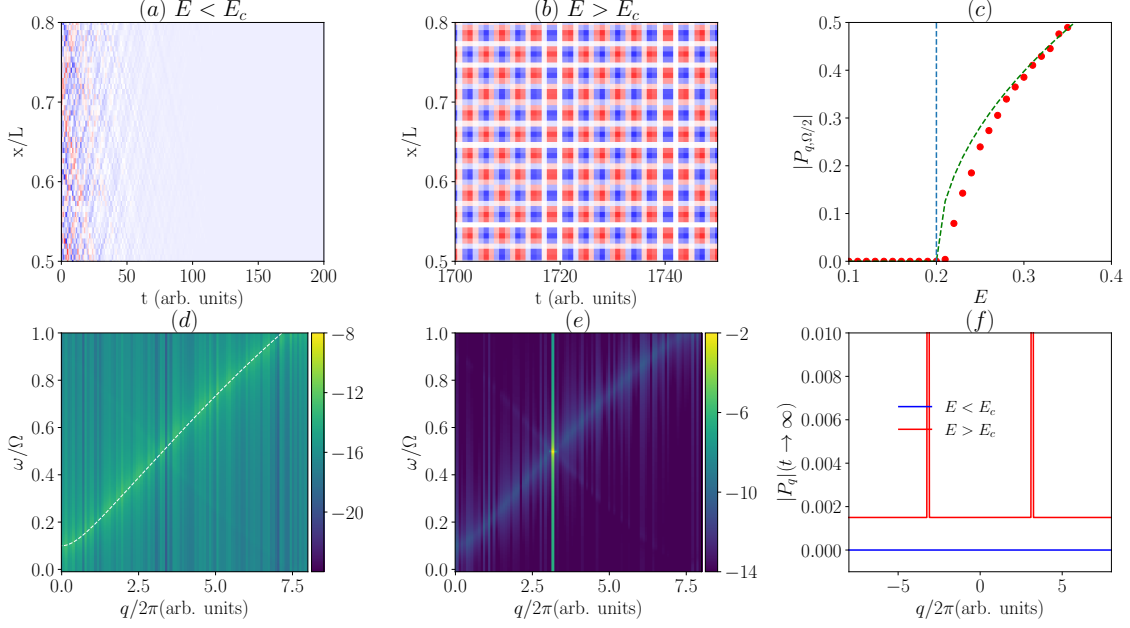


Figure 2. General solution of the coupled nonlinear equations at $T = 0$. (a) Spatial distribution of the mode $P(x, t)$ for electric field strength E below the threshold E_c . (b) Symmetry-broken phase shown for $E > E_c$, zooming in on x/L and $t \gg 1/\beta$ (within the steady state); P oscillates in both space and time signifying spatio-temporal order. This order is stable on all scales for times greater than $1/\beta$. (c) Amplitude of the parametrically excited mode $P_{q,\Omega/2}$ as a function of E_c . For the parameters selected here, $P_{q,\Omega/2}$ appears at $E \approx 0.2$. The blue dashed line is the critical value calculated from Eq. (9). The green dashed line is the amplitude of the condensed mode from Eq. (9). The small deviation from the analytical result in numerics is due to the finite integration time in the simulation. The vanishing of $P_{q,\Omega/2}$ is continuous. (d) Log of the spectral function $\ln|S(q, \omega)|$ (see main text). For clarity, the dispersion of $P(x, t)$ is superimposed with a dashed white line. For $E < E_c$, the amplitude is exponentially suppressed, but signatures of the bare band structure of $P(x, t)$ are visible. (e) $\ln|S(q, \omega)|$ for $E > E_c$, showing the sharp peak at $q \approx 3.1$ and $\omega = \Omega/2$ confirming the parametric resonance. (f) Fourier transform of $P(x, t)$ in q at late times. Clearly visible $q \approx 3.1$ peak appears only for $E > E_c$. Parameters used here are: $\omega_P = 0.2$, $\Omega = \omega_Q = 2.0$, $\beta = 0.1$, $v_P = 4 \cdot 10^{-3}$, $\gamma = 0.1$, $\alpha'_{Q,P} = 0.0001$.

We also allow for nonlinear self-interaction in the modes,

$$V_{nl}(Q, P) = \alpha_Q Q^3 + \alpha'_Q Q^4 + \alpha_P P^3 + \alpha'_P P^4. \quad (2)$$

We set $\xi'_{ijk} = 0$ and discuss the coupling to the electric field and lower order terms in the SM. As $Q_i Q_j P_k$, $(Q_i P_j) \partial_k P_l$ have the form $g_{ijk}(q) Q_i Q_j P_k$ in momentum space, they lead to qualitatively similar physics. The first ($g(q) = \text{const.}$) is allowed only for polar systems, while the latter is always present, and is relevant particularly for magnetic systems (see Discussion and Fig. 1(b)). We begin with a concrete example of two coupled polar phonons in a ferroelectric (Fig. 1 (a)). For a symmetry group where $\xi_{ijk} = \gamma$, the classical equations of motion are,

$$\begin{aligned} \ddot{Q} - v_Q^2 \nabla^2 Q + \omega_Q^2 Q + \beta \dot{Q} = \\ E(t) - \gamma P^2 - \frac{\partial V_{nl}(Q)}{\partial Q} + \eta(r, t), \end{aligned} \quad (3)$$

$$\begin{aligned} \ddot{P} - v_P^2 \nabla^2 P + \omega_P^2 P + \beta \dot{P} = \\ -2\gamma P Q - \frac{\partial V_{nl}(P)}{\partial P} + \eta(r, t). \end{aligned} \quad (4)$$

where dissipation and temperature are modeled with isotropic damping ($\beta \dot{Q}$, $\beta \dot{P}$) and Langevin, $\eta(r, t)$ terms respectively.

Numerical Solutions at $T = 0$. We solve (3)-(4) numerically, drawing $P(x, 0), Q(x, 0)$ from a uniform distribution with a small amplitude $|P(x_i, 0)| < \frac{L}{N_x}$, where N_x is the discretization along the x axis and $\dot{Q}(x, 0) = \dot{P}(x, 0) = 0$ such that nonlinearities are initially negligible. Eqs. (3)-(4) are solved using standard methods for Langevin dynamics [37], satisfying the CFL criterion [38] for all parameters thus guaranteeing stability of the numerical integration. For fields $E < E_c$, we find that for any set of initial conditions the P mode decays exponentially on a scale of $1/\beta$; a representative solution is presented in Fig. 2(a). Nonetheless, the observed dynamics contains information about the coupling between the modes and the dispersion. In particular, the structure factor $S(q, \omega) = \int dx dt P(x, t) e^{iqx} e^{i\omega t}$, (Fig. 2(d)) shows a pronounced branch in frequency-momentum space reflecting the dispersion of the P mode. For $E > E_c$, a regular pattern emerges at late times (Fig. 2(b)), oscillating in

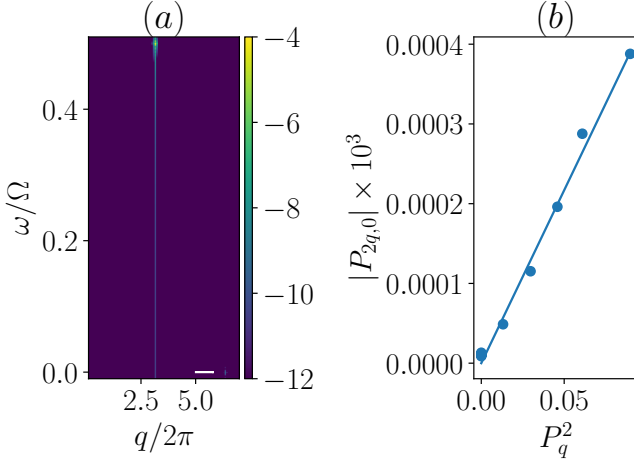


Figure 3. Finite $2q, \omega = 0$ modulation with additional non-linearity at $T = 0$. (a) Spectral function focusing on the segment with $q > 3$ and $\omega < 1/2\Omega$. Note the additional peak at $2q \approx 6.2/(2\pi a)$, see peak next to the white bar. The peak at $q \approx 3.1/(2\pi a)$ is unchanged. This mode is static in time. (b) Dependence of the amplitude of the $P_{2q, \omega=0}$ mode as a function of P_q . Note that $P_{2q} \propto |P_q|^2$, which is plotted in Fig. 2(c). Solid line is the analytical solution presented in the main text. Parameters identical with Fig. 2(c), but with $\alpha_P = 0.01$.

time with frequency $\Omega/2$. This $(q_0, \frac{\Omega}{2})$ order also has a fingerprint in $S(q, \omega)$ (Fig. 2(e)), where an extremely strong peak at $q_0 \approx 3.1/(2\pi a)$ appears. A partial structure factor analysis, $S(q, t \rightarrow \infty)$, for $E < E_c$ and $E > E_c$ is plotted in Fig. 2(f), indicating a delta-like peak in momentum for $E > E_c$ at $q = |q_0|$. The initial-condition averaged value of $P_{q_0, \Omega/2}$ as a function of field amplitude is presented in Fig. 2(c). The onset of a finite $|P_{q_0, \Omega/2}|$ above E_c is continuous and follows $\sim \sqrt{E - E_c}$.

Next we introduce a non-negligible cubic nonlinearity for the P mode in V_{nl} and plot the resulting spectral function in Fig. 3(a); comparison with Fig. 2(e) indicates a new static ($\omega = 0$) feature at $2q_0$ whose amplitude is weaker than that of $|P_{q, \Omega/2}|$. In Fig. 3(b) the scaling of this mode $|P_{2q_0, 0}|$ as a function of fluence is displayed; $|P_{2q_0, 0}| \sim (E - E_c)$, indicating a continuous transition at the same E_c as $|P_{q_0, \frac{\Omega}{2}}|$ but with a higher exponent.

Nonlinear Parametric Resonance— Inspired by the numerical results, we show that the tunable spatiotemporal order results from parametric resonance [39] at finite momentum. We approximate the the fields Q, P by the contributions of three modes that dominate to the dynamics at $E > E_c$: $Q(x, t) \propto Q_{0, \Omega} e^{i\Omega t} + c.c.$ and $P(x, t) \approx P_{q_0, \Omega/2} e^{i(\frac{\Omega}{2}t - q_0x)} + P_{q_0, -\Omega/2} e^{-i(\frac{\Omega}{2}t + q_0x)} + c.c.$. Using this ansatz the EOMs are:

$$\Omega^2 Q_{0, \Omega} - \omega_Q^2 Q_{0, \Omega} - i\Omega\beta Q_{0, \Omega} = -E_0/2 + 2\gamma P_{q_0, \Omega/2} P_{q_0, -\Omega/2}^* \quad (5)$$

$$(\Omega/2)^2 P_{q_0, \Omega/2} - (\omega_P^2 + v_P^2 q_0^2) P_{q_0, \Omega/2} - i(\Omega/2)\beta P_{q_0, \Omega/2} = 2\gamma Q_{0, \Omega} P_{q_0, -\Omega/2} \quad (6)$$

We take the resonant limit ($\Omega \rightarrow \omega_Q$) and consider P modes satisfying the parametric resonance condition, which is set by the momentum q_0 for which $\delta\omega_P^2 = (\Omega/2)^2 - (\omega_P^2 + v_P^2 q^2)$ vanishes identically. Equations (5)-(6) now become

$$-i\Omega\beta Q_{0, \Omega} = -E_0/2 + 2\gamma P_{q_0, \Omega/2} P_{q_0, -\Omega/2}^* \quad (7)$$

$$i\beta\Omega/2 P_{q_0, \Omega/2} = 2\gamma Q_{0, \Omega} P_{q_0, -\Omega/2} \quad (8)$$

The equations for $P_{\pm q_0, -\Omega/2}$ differ by $\Omega \rightarrow -\Omega, Q_{0, \Omega} \rightarrow Q_{0, \Omega}^*$ in (8), implying that $|P_{q_0, \Omega/2}| = |P_{q_0, -\Omega/2}|$. This allows to introduce $P_{q_0, \pm\Omega/2} = |P_{q_0, \Omega/2}| e^{i\varphi_{\pm\Omega}}$. Solving Eq. (8) for $Q_{0, \Omega}$ and substituting the result in (7), we get an equation on $P_{q_0, \pm\Omega/2}$: $e^{i(\varphi_{\Omega} - \varphi_{-\Omega})} [\beta^2 \Omega^2 / 4\gamma + 2\gamma |P_{q_0, \Omega/2}|^2] = E_0/2$. A solution exists for $E_0 > E_c$, where $\varphi_{\Omega} = \varphi_{-\Omega}$ and

$$E_0 \geq \frac{\beta^2 \Omega^2}{2\gamma}, \quad |P_{q_0, \Omega/2}| = \frac{1}{2\sqrt{\gamma}} \sqrt{E_0 - \beta^2 \Omega^2 / (2\gamma)}. \quad (9)$$

indicating that this spatiotemporal ordering onsets in a continuous transition in excellent agreement with our numerics (Fig. 2(c)); the order parameter $|P_{q_0, \Omega/2}|$ vanishes below a critical value of E_0 that depends on the dissipation β and the nonlinear coupling γ . Note that the individual phases $\varphi_{\pm\Omega}$ of $P_{q_0, \pm\Omega/2}$ are undetermined by the above equations, indicating that any value can be realized depending on initial conditions, in agreement with our numerical results. This suggests a spontaneously broken spatial translation symmetry of the steady state. We include a separate discussion on detuned driving in the SM.

Static Spatial Order— Nonlinear self-interaction terms in V_{nl} produce additional static modulated ordering, and here we focus on the leading term in V_{nl} , $\alpha_P P^3$. For systems with broken mirror symmetries along P , such a term is allowed, for example in rhombohedral BaTiO_3 , tetragonal PbTiO_3 and low symmetry LaGaO_3 [40]. For a finite value of $|P_{q_0, \frac{\Omega}{2}}|$, this cubic coupling acts as a source in the time-independent version of Eq. 4 which becomes $-v_P^2 \partial_x^2 P = -2\gamma P Q - 3\alpha P^2$. A solution is obtained iteratively: Fourier transforming and assuming P_{2q_0} is small, we have $4v_P^2 q_0^2 P_{2q_0} = -3\alpha P_{q_0, \Omega/2} P_{q_0, -\Omega/2}$. The QP term is neglected as it does not contain Fourier components at $2q_0$ to leading order. The solution is then $|P_{2q_0}| = \frac{3\alpha |P_{q_0, \Omega/2}|^2}{4v_P^2 q_0^2}$. This allows for the prediction that whereas $|P_{q, \Omega/2}| \sim \sqrt{E - E_c}$, $|P_{2q_0, \Omega}| \sim |E - E_c| \sim |P_{q, \Omega/2}|^2$, in agreement with our numerics (Fig. 3(b)).

Finite-Temperature Numerical Results— Above we have shown that the steady state is characterized by a spontaneously broken translation symmetry characterized by a phase $\varphi_{\pm\Omega}$. In order to assess the stability of this state, we now include temperature modeled as a noise term in our numerical simulations. We find that the phase of $P_{q, \Omega/2}$ remains unaffected until T is comparable to this mode's classical energy due to driving. In Fig. 4(a),

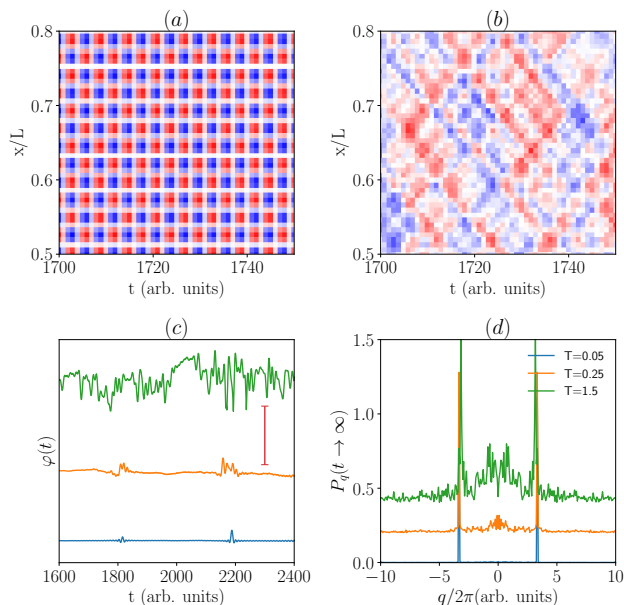


Figure 4. General solution at finite temperature $T \neq 0$. (a) Ordered, fixed phase solution at low temperature, $T = 0.05 \sim \omega_P^2(0)\langle P^2 \rangle$. (b) Substantial phase variation in the solution. Here $T \sim \omega_P^2(q_0)\langle P^2 \rangle$, that is, at the scale of the classical energy of the parametrically excited modes (see main text). (c) Phase of the mode φ as a function of t for $\sim 10^3$ cycles of the drive. For $T = 0.05$, the phase is nearly perfectly constant in time. For intermediate temperature, e.g. $T = 0.25$, a gradual drift is observed. For temperature on the scale of $\omega_P^2(q_0)\langle P^2 \rangle$ significant phase fluctuations are observed. Red scale bar measures deviation of $\pi/2$. (d) Momentum decomposition of the condensed mode P_q at long times at three temperatures, denoting the low, intermediate and high energy scales (see main text). For all temperatures, the effect allows for thermal occupation of low energy modes, leading to a Gaussian spreading of the weight for all momenta.

we show the real-space image of the excited state. For T comparable to the energy at the bottom of P band, $T \sim \omega_P^2\langle P^2 \rangle$ (where this scale sets the energy of a classical oscillator), the phase remains nearly fixed in time over many cycles of the external drive Ω . When the temperature to meet the scales set by $\omega_P^2 = (\omega_P^2(0) + v_P^2 q_0^2)\langle P^2 \rangle$, significant fluctuations in phase occur and order is ultimately suppressed. At intermediate scales (orange curve in Fig. 4(c)), the phase exhibits a nearly linear drift, suggesting that it carries out a diffusive random walk as expected for thermal effects. For a generic equilibrium system, such a random walk of the phase is expected to destroy long-range spatial order following the Hohenberg-Mermin-Wagner theorem [41, 42]. Surprisingly, here the phase remains relatively stable for more than $\omega_P t \sim 10^4$ cycles for a wide range of T below the classical energy of the mode. The stability of the spatiotemporal order here has been confirmed numerically for a wide range of initial conditions and realizations. The significant suppression of

fluctuations may be attributed to nonlinearities in P , as has been observed for models of flocking where nonlinearities stabilize order out of equilibrium [43–46]. However, our present results can not rule out an alternative scenario, where the system will eventually thermalize after an emergent long prethermalization time [10, 12]. We leave a detailed investigation of late-time dynamics to future work. As most current experiments on materials are performed with relatively short pump times, rather than continuous pumping, the stability of the order at finite time scales that we demonstrate should be sufficient for the experimental detection of spatiotemporal order.

Generalizations and Material Platforms— Although the results we presented here focused on 1D dispersion of the coupled P, Q modes, they can be easily generalized to the 2D and 3D cases. There, a whole manifold of \vec{q} set by $|\delta\omega_P(q)| = 0$ would be parametrically excited, though we expect only a discrete number of symmetry-related \vec{q} will yield the lowest threshold fluence. Similar behavior has been observed in ultracold atomic Bose-Einstein condensates [47]. Furthermore, of the remaining discrete set of \mathbf{q} points, nonlinearities in the fields may lead to spontaneously selecting configurations further lowering the symmetry in the steady state. Increased dimensionality may also further stabilize the system against thermal fluctuations.

For polar materials, a key ingredient is a large cubic coupling; such a coupling is allowed for a P mode of any symmetry (including magnetic ones) provided that Q is a polar phonon along the order parameter. In the SM, we show that the coupling can be generically large if the P, Q originate from the same ion; in this scenario (c.f. Fig. 1(c)), $\gamma \sim \delta Q/Q_0$, where Q_0 is the ferroelectric order parameter and δQ is the drive-induced modulation. For a general case, we have estimated E_c for PbTiO_3 taking E phonon at $\approx 275\text{cm}^{-1}$ [48] as Q , an another E phonon at $\approx 90\text{cm}^{-1}$ as P . Using parameters in Ref. [23]; we estimate $E_0 \approx 3.55\text{MV/cm}$ and $q_0 \approx 0.95\text{\AA}^{-1}$, within experimental accessibility.

We reiterate that our proposal does not necessarily require polar order or even inversion symmetry breaking; cubic coupling to the polar mode can be achieved in materials with inversion symmetry via gradient coupling $\delta_{ijkl} Q_i P_j \nabla_k P_l$, $\delta_{ijkl} \neq 0$ (Eq. (1)). For a “frozen” Q , such couplings are known as Lifshitz invariants [49] and can be constructed for structural [50], incommensurate [51], magnetic [52, 53] and even superconducting [54, 55] orders.

The magnetic case corresponds to an induced Dzyaloshinskii-Moriya (DM) interaction [52, 53, 56] in a system with appreciable SOC with a dynamical DM vector set by the polar phonon displacement, i.e. $D_{ij}(Q)\mathbf{S}_i \times \mathbf{S}_j$, where $D_{ij} \sim Q$. In spin wave theory, this term becomes $\propto Q\mathbf{S}(x) \times \frac{\partial \mathbf{S}}{\partial x}$, which is allowed for any symmetry. We leave details of this interaction to the SM. This idea may open an alternative path for localized magnon generation

in the THz regime, allowing for faster nanoscale magnonic computation [57]. Intriguingly, the intensely studied NiO, has TO phonons [58] at about 30 – 40 meV, while the magnon band extends from few to 100 meV [59], opening the path to the creation of spatiotemporal order with THz magnons. Another potential application of our proposal is in accessing magnon dispersion in 2D materials, such as CrI₃, where magnons close to the K point are predicted to possess a topological gap [60].

Finally, parametric phenomena have a long history in physics [39] and continue to be explored in a variety of systems [10, 12, 61]. The key novelty of our proposal is to use nonlinear phononics to induce strong parametric phenomena in solids. For magnetic materials, a qualitative advantage of the mechanism proposed in this work is that the excitation occurs by electric field, allowing for a much stronger impact on the material than magnetic field, typically used. So far, electric field driving of magnons has been achieved only in synthetic systems with lower frequency scales [62, 63]. For phononic materials, on the other hand, our proposal may allow to realize tunable dynamic superlattices.

Summary and outlook— In this work we have presented a mechanism for spatiotemporal ordering in solids using a nonlinear parametric resonance created by a driven optical phonon. Since a uniform electric field cannot generally transfer momentum to an excitation in a solid, the mechanism presented here is a direct way of generating tunable finite momentum order with light. With additional nonlinearities in the excited field P , it is possible to produce static order that spatially oscillates at twice the momentum $2q_0$ of the parametrically excited mode. We have also shown remarkable robustness of the parametric excitation to temperature. We make specific predictions for Bragg diffraction measurements in candidate materials involving both polarization and magnetization spatiotemporal orderings.

Acknowledgements. We thank B. L. Altshuler, K. Behnia, A.V. Balatsky, A. Cavalleri, P. E. Dolgirev, B. Fauqué, R. Moessner, A. Sengupta and S.L. Sondhi for inspiring discussions. D. K. and A.C. are supported by Abrahams Postdoctoral Fellowships of the Center for Materials Theory, Rutgers University and D.K. is also supported by the Zuckerman STEM Fellowship. This research was supported in part by grant NSF PHY-2309135 to the Kavli Institute for Theoretical Physics (KITP) [PAV]. PAV acknowledges support by the University of Connecticut OVIPR Quantum CT seed grant.

* d.kaplan1@rutgers.edu

† pavel.volkov@uconn.edu

‡ premala@physics.rutgers.edu

[1] D. Basov, R. Averitt, and D. Hsieh, Towards properties on demand in quantum materials, *Nature materials* **16**,

- 1077 (2017).
- [2] A. de la Torre, D. M. Kennes, M. Claassen, S. Gerber, J. W. McIver, and M. A. Sentef, Colloquium: Nonthermal pathways to ultrafast control in quantum materials, *Reviews of Modern Physics* **93**, 041002 (2021).
- [3] J. Bloch, A. Cavalleri, V. Galitskii, M. Harezi, and A. Rubio, Strongly correlated electron-photon systems, *Nature* **606**, 41 (2022).
- [4] J. Hebling, K.-L. Yeh, M. C. Hoffmann, B. Bartal, and K. A. Nelson, Generation of high-power terahertz pulses by tilted-pulse-front excitation and their application possibilities, *JOSA B* **25**, B6 (2008).
- [5] P. Emma, R. Akre, J. Arthur, R. Bionta, C. Bostedt, J. Bozek, A. Brachmann, P. Bucksbaum, R. Coffee, F.-J. Decker, et al., First lasing and operation of an ångström-wavelength free-electron laser, *nature photonics* **4**, 641 (2010).
- [6] M. Buzzi, M. Först, R. Mankowsky, and A. Cavalleri, Probing dynamics in quantum materials with femtosecond x-rays, *Nature Reviews Materials* **3**, 299 (2018).
- [7] A. Disa, T. Nova, and A. Cavalleri, Engineering crystal structures with light, *Nature Physics* **17**, 1087 (2021).
- [8] M. Henstridge, M. Först, E. Rowe, M. Fechner, and A. Cavalleri, Nonlocal nonlinear phonics, *Nature Physics* **18**, 457 (2022).
- [9] V. Khemani, R. Moessner, and S. L. Sondhi, A brief history of time crystals, arXiv:1910.10745 (2019).
- [10] M. P. Zaletel, M. Lukin, C. Monroe, C. Nayak, F. Wilczek, and N. Y. Yao, Colloquium: Quantum and classical discrete time crystals, *Rev. Mod. Phys.* **95**, 031001 (2023).
- [11] A. Shapere and F. Wilczek, Classical time crystals, *Phys. Rev. Lett.* **109**, 160402 (2012).
- [12] N. Y. Yao, C. Nayak, L. Balents, and M. P. Zaletel, Classical Discrete Time Crystals, *Nature Physics* **16**, 438 (2020).
- [13] F. Wilczek, Quantum time crystals, *Phys. Rev. Lett.* **109**, 160401 (2012).
- [14] V. Khemani, A. Lazarides, R. Moessner, and S. L. Sondhi, Phase structure of driven quantum systems, *Phys. Rev. Lett.* **116**, 250401 (2016).
- [15] T. Nova, A. Disa, M. Fechner, and A. Cavalleri, Metastable ferroelectricity in optically strained strtio3, *Science* **364**, 1075 (2019).
- [16] X. Li, T. Qiu, J. Zhang, E. Baldini, J. Lu, A. M. Rappe, and K. A. Nelson, Terahertz field-induced ferroelectricity in quantum paraelectric $SrTiO_3$, *Science* **364**, 1079 (2019a).
- [17] X. Li, T. Qiu, J. Zhang, E. Baldini, J. Lu, A. M. Rappe, and K. A. Nelson, Terahertz field-induced ferroelectricity in quantum paraelectric strtio3, *Science* **364**, 1079 (2019b).
- [18] A. Disa, J. Curtis, M. Fechner, A. Liu, A. Von Hoegen, M. Först, T. Nova, P. Narang, A. Maljuk, A. Boris, et al., Photo-induced high-temperature ferromagnetism in $YTiO_3$, *Nature* **617**, 73 (2023).
- [19] B. Cheng, P. L. Kramer, Z.-X. Shen, and M. C. Hoffmann, Terahertz-driven local dipolar correlation in a quantum paraelectric, *Physical Review Letters* **130**, 126902 (2023).
- [20] M. Fechner, M. Först, G. Orenstein, V. Krapivin, A. S. Disa, M. Buzzi, A. von Hoegen, G. de la Pena, Q. L. Nguyen, R. Mankowsky, M. Sander, H. Lemke, Y. Deng, M. Trigo, and A. Cavalleri, Quenched lattice fluctuations in optically driven $SrTiO_3$, *Nature Materials* **23**, 363

- (2024), [arXiv:2301.08703](https://arxiv.org/abs/2301.08703) [cond-mat.mtrl-sci].
- [21] G. Orenstein, V. Krapivin, Y. Huang, Z. Zhang, G. de la Pena Munoz, R. Duncan, Q. Nguyen, J. Stanton, S. Teitelbaum, H. Yavas, T. Sato, M. Hoffman, P. Kramer, J. Zhang, A. Cavalleri, R. Comin, M. Dean, A. Disa, M. Först, S. Johnson, M. Mittrano, A. Rappe, D. Reis, D. Zhu, K. Nelson, and M. Trigo, Observation of Polarization Density Waves in $SrTiO_3$, [arXiv:2403.17203](https://arxiv.org/abs/2403.17203) (2024).
- [22] A. Subedi, A. Cavalleri, and A. Georges, Theory of nonlinear phononics for coherent light control of solids, *Phys. Rev. B* **89**, 220301 (2014).
- [23] A. Subedi, Proposal for ultrafast switching of ferroelectrics using midinfrared pulses, *Phys. Rev. B* **92**, 214303 (2015).
- [24] A. Subedi, Midinfrared-light-induced ferroelectricity in oxide paraelectrics via nonlinear phononics, *Phys. Rev. B* **95**, 134113 (2017).
- [25] Z. Zhuang, A. Chakraborty, P. Chandra, P. Coleman, and P. A. Volkov, Light-driven transitions in quantum paraelectrics, *Phys. Rev. B* **107**, 224307 (2023).
- [26] M. Puviani and M. A. Sentef, Quantum nonlinear phononics route towards nonequilibrium materials engineering: Melting dynamics of a ferroelectric charge density wave, *Phys. Rev. B* **98**, 165138 (2018).
- [27] P. G. Radaelli, Breaking symmetry with light: Ultrafast ferroelectricity and magnetism from three-phonon coupling, *Phys. Rev. B* **97**, 085145 (2018).
- [28] D. Shin, S. Latini, C. Schäfer, S. A. Sato, E. Baldini, U. De Giovannini, H. Hübener, and A. Rubio, Simulating terahertz field-induced ferroelectricity in quantum paraelectric $SrTiO_3$, *Physical Review Letters* **129**, 167401 (2022).
- [29] A. Gómez Pueyo and A. Subedi, Light-induced translation symmetry breaking via nonlinear phononics, *Phys. Rev. B* **106**, 214305 (2022).
- [30] A. G. Pueyo and A. Subedi, Transient translation symmetry breaking via quartic-order negative light-phonon coupling at the Brillouin zone boundary in $KTaO_3$, *Phys. Rev. B* **108**, 064302 (2023).
- [31] D. Kuzmanovski, J. Schmidt, N. A. Spaldin, H. M. Rønnow, G. Aeppli, and A. V. Balatsky, Kapitza stabilization of quantum critical order, *Phys. Rev. X* **14**, 021016 (2024).
- [32] G. Khalsa, J. Z. Kaaret, and N. A. Benedek, Coherent control of the translational and point group symmetries of crystals with light, *Phys. Rev. B* **109**, 024110 (2024).
- [33] G. A. de la Peña Muñoz, A. A. Correa, S. Yang, O. Delaire, Y. Huang, A. S. Johnson, T. Katayama, V. Krapivin, E. Pastor, D. A. Reis, et al., Ultrafast lattice disordering can be accelerated by electronic collisional forces, *Nature Physics* **19**, 1489 (2023).
- [34] Y. Huang, P. Sun, S. W. Teitelbaum, H. Li, Y. Sun, N. Wang, S. Song, T. Sato, M. Chollet, T. Osaka, I. Inoue, R. A. Duncan, H. D. Shin, J. Haber, J. Zhou, M. Bernardi, M. Gu, J. M. Rondinelli, M. Trigo, M. Yabashi, A. A. Maznev, K. A. Nelson, D. Zhu, and D. A. Reis, Hard x-ray generation and detection of nanometer-scale localized coherent acoustic wave packets in $SrTiO_3$ and $KTaO_3$ (2024), [arXiv:2312.16453](https://arxiv.org/abs/2312.16453) [cond-mat.mtrl-sci].
- [35] B. Fauqué, P. Bourges, A. Subedi, K. Behnia, B. Baptiste, B. Roessli, T. Fennell, S. Raymond, and P. Steffens, Mesoscopic fluctuating domains in strontium titanate, *Phys. Rev. B* **106**, L140301 (2022).
- [36] A. S. Johnson, D. Perez-Salinas, K. M. Siddiqui, S. Kim, S. Choi, K. Volckaert, P. E. Majchrzak, S. Ulstrup, N. Agarwal, K. Hallman, et al., Ultrafast x-ray imaging of the light-induced phase transition in VO_2 , *Nature Physics* **19**, 215 (2023).
- [37] B. Leimkuhler and C. Matthews, Robust and efficient configurational molecular sampling via Langevin dynamics, *The Journal of Chemical Physics* **138** (2013).
- [38] P. D. Lax, Stability of difference schemes, The Courant–Friedrichs–Lewy (CFL) Condition: 80 Years After Its Discovery, **1** (2013).
- [39] L. Landau and E. Lifshitz, *Mechanics* (Pergamon Press, 1976).
- [40] R. J. Angel, J. Zhao, and N. L. Ross, General rules for predicting phase transitions in perovskites due to octahedral tilting, *Physical Review Letters* **95**, 025503 (2005).
- [41] N. D. Mermin and H. Wagner, Absence of ferromagnetism or antiferromagnetism in one- or two-dimensional isotropic Heisenberg models, *Phys. Rev. Lett.* **17**, 1133 (1966).
- [42] B. Halperin, On the Hohenberg–Mermin–Wagner theorem and its limitations, *J. Stat. Phys.* **175**, 521 (2019).
- [43] J. Toner and Y. Tu, Long-range order in a two-dimensional dynamical XY model: How birds fly together, *Phys. Rev. Lett.* **75**, 4326 (1995).
- [44] J. Toner, Y. Tu, and S. Ramaswamy, Hydrodynamics and phases of flocks, *Ann. Phys.* **318**, 170 (2005).
- [45] M. Fruchart, R. Hanai, P. B. Littlewood, and V. Vitelli, Non-reciprocal phase transitions, *Nature* **592**, 363 (2021).
- [46] O. K. Diessel, S. Diehl, and A. Chiochetta, Emergent Kardar–Parisi–Zhang phase in quadratically driven condensates, *Phys. Rev. Lett.* **128**, 070401 (2022).
- [47] M. Bukov, S. Gopalakrishnan, M. Knap, and E. Demler, Prethermal Floquet steady states and instabilities in the periodically driven, weakly interacting Bose–Hubbard model, *Phys. Rev. Lett.* **115**, 205301 (2015).
- [48] N. Choudhury, E. J. Walter, A. I. Kolesnikov, and C.-K. Loong, Large phonon band gap in $SrTiO_3$ and the vibrational signatures of ferroelectricity in $aTiO_3$ perovskites: First-principles lattice dynamics and inelastic neutron scattering, *Phys. Rev. B* **77**, 134111 (2008).
- [49] L. D. Landau and E. M. Lifshitz, *Statistical Physics: Volume 5*, Vol. 5 (Elsevier, 2013).
- [50] H. T. Stokes, D. M. Hatch, and H. M. Nelson, Landau, Lifshitz, and weak Lifshitz conditions in the Landau theory of phase transitions in solids, *Phys. Rev. B* **47**, 9080 (1993).
- [51] V. Kopsky and D. G. Sannikov, Gradient invariants and incommensurate phase transitions, *Journal of Physics C: Solid State Physics* **10**, 4347 (1977).
- [52] T. Moriya, Anisotropic superexchange interaction and weak ferromagnetism, *Physical Review* **120**, 91 (1960).
- [53] I. Dzyaloshinsky, A thermodynamic theory of “weak” ferromagnetism of antiferromagnetics, *Journal of Physics and Chemistry of Solids* **4**, 241 (1958).
- [54] V. P. Mineev and K. V. Samokhin, Nonuniform states in noncentrosymmetric superconductors: Derivation of Lifshitz invariants from microscopic theory, *Phys. Rev. B* **78**, 144503 (2008).
- [55] R. Nagashima, S. Tian, R. Haenel, N. Tsuji, and D. Manske, Classification of Lifshitz invariant in multiband superconductors: An application to Leggett modes in the linear response regime in Kagome lattice models, *Phys. Rev. Res.* **6**, 013120 (2024).
- [56] J. Son, B. C. Park, C. H. Kim, H. Cho, S. Y. Kim,

- L. J. Sandilands, C. Sohn, J.-G. Park, S. J. Moon, and T. W. Noh, Unconventional spin-phonon coupling via the dzyaloshinskii–moriya interaction, *npj Quantum materials* **4**, 17 (2019).
- [57] A. Barman, G. Gubbiotti, S. Ladak, A. O. Adeyeye, M. Krawczyk, J. Gräfe, C. Adelmann, S. Cotofana, A. Naemi, V. I. Vasyuchka, B. Hillebrands, S. A. Nikitov, H. Yu, D. Grundler, A. V. Sadovnikov, A. A. Grachev, S. E. Sheshukova, J.-Y. Duquesne, M. Marangolo, G. Csaba, W. Porod, V. E. Demidov, S. Urazhdin, S. O. Demokritov, E. Albisetti, D. Petti, R. Bertacco, H. Schultheiss, V. V. Kruglyak, V. D. Poimanov, S. Sahoo, J. Sinha, H. Yang, M. Münzenberg, T. Moriyama, S. Mizukami, P. Landeros, R. A. Gallardo, G. Carlotti, J.-V. Kim, R. L. Stamps, R. E. Camley, B. Rana, Y. Otani, W. Yu, T. Yu, G. E. W. Bauer, C. Back, G. S. Uhrig, O. V. Dobrovolskiy, B. Budinska, H. Qin, S. van Dijken, A. V. Chumak, A. Khitun, D. E. Nikonov, I. A. Young, B. W. Zingsem, and M. Winklhofer, The 2021 magnonics roadmap, *Journal of Physics: Condensed Matter* **33**, 413001 (2021).
- [58] A. Floris, S. de Gironcoli, E. K. U. Gross, and M. Cococcioni, Vibrational properties of mno and nio from dft + *u*-based density functional perturbation theory, *Phys. Rev. B* **84**, 161102 (2011).
- [59] M. T. Hutchings and E. J. Samuelsen, Measurement of spin-wave dispersion in nio by inelastic neutron scattering and its relation to magnetic properties, *Phys. Rev. B* **6**, 3447 (1972).
- [60] A. T. Costa, D. L. R. Santos, N. M. Peres, and J. Fernández-Rossier, Topological magnons in cri3 monolayers: an itinerant fermion description, *2D Materials* **7**, 045031 (2020).
- [61] R. Kleiner, Z. Zhou, E. Dorsch, X. Zhang, D. Koelle, and D. Jin, Space-Time Crystalline Order of a High-Critical Temperature Superconductor with Intrinsic Josephson Junctions, *Nature Communications* **12**, 6038 (2021).
- [62] R. Verba, V. Tiberkevich, I. Krivorotov, and A. Slavin, Parametric excitation of spin waves by voltage-controlled magnetic anisotropy, *Phys. Rev. Appl.* **1**, 044006 (2014).
- [63] Y.-J. Chen, H. K. Lee, R. Verba, J. A. Katine, I. Barsukov, V. Tiberkevich, J. Q. Xiao, A. N. Slavin, and I. N. Krivorotov, Parametric resonance of magnetization excited by electric field, *Nano letters* **17**, 572 (2017).
- [64] O. Tchernyshyov, Field theory of collinear and non-collinear magnetic order (2024), [arXiv:2401.07171](https://arxiv.org/abs/2401.07171) [cond-mat.other].

Supplementary Information

EFFECTIVE POTENTIAL

In the main text, we presented Eq. (1) followed by some approximations. We begin by clarifying that the terms presented in Eq. (1) are the leading order terms in the interaction between Q , P . The bilinear coupling $Q_i P_i$ is not allowed when P and Q have different symmetry, such as the cases depicted in Fig. 1 (a,b). Even if P and Q do have the same symmetry, its effect is only to renormalize the effective charge of the Q , P modes [25]. We set the charge of Q mode to 1. The next-to-leading order contributions are precisely those outlined in Eq. (1). The approximation taken in the main text involves $\xi' = 0$. This is justified since the Q mode is driven resonantly at frequency Ω . As a result, Q^2 (the term in ξ') oscillates at either $0, 2\Omega$. Neither will lead to a parametric excitation of P , and specifically since the dispersion of P is assumed to be below the Q mode.

For the gradient term δ_{ijkl} we can easily show that it matches the form of the coupling we presented in the main text. Since Q is spatially uniform and the interaction is overall real, the gradient term may be written as $\delta_{ijkl} Q_i \partial_k (P_j P_l)$. The Fourier transform of this at momentum q is $\delta_{ijkl} q_k Q_i P_{j,q} P_{l,-q}$. This shows the general form of the coupling is, after absorbing all additional of indices into the coupling function $g(q)$, $g(q) Q_i P_j P_k$.

DETAILS OF ANALYTICAL CALCULATIONS FOR THE ORDER ONSET

In general, when both off-resonant driving and deviation from $q_0^2 = ((\Omega/2)^2 - \omega_P^2)/v_P^2$ condition are allowed one gets the following equations:

$$\begin{aligned} (\delta\omega_Q^2 - i\Omega\beta)Q_{0,\Omega} &= -E_0/2 + 2\gamma P_{q_0,\Omega/2} P_{q_0,-\Omega/2}^*, \\ (\delta\omega_P^2 - i\beta\Omega/2)P_{q_0,\Omega/2} &= 2\gamma Q_{0,\Omega} P_{q_0,-\Omega/2}, \\ (\delta\omega_Q^2 + i\Omega\beta)Q_{0,\Omega}^* &= -E_0/2 + 2\gamma P_{q_0,-\Omega/2} P_{q_0,\Omega/2}^*, \\ (\delta\omega_P^2 + i\beta\Omega/2)P_{q_0,-\Omega/2} &= 2\gamma Q_{0,\Omega}^* P_{q_0,\Omega/2}. \end{aligned} \quad (\text{S1})$$

Comparing second and third equations implies that $|P_{q_0,\Omega/2}| = |P_{q_0,-\Omega/2}|$ holds in the general case too. Solving for $Q_{0,\Omega}$ in second equation and introducing the result into the first one, we get the following equation:

$$e^{i(\varphi_\Omega - \varphi_{-\Omega})} \left[-\frac{(\delta\omega_Q^2 - i\Omega\beta)(\delta\omega_P^2 - i\beta\Omega/2)}{2\gamma} + 2\gamma |P_{q_0,\Omega/2}|^2 \right] = E_0/2, \quad (\text{S2})$$

which coincides with the one in main text for $\delta\omega_P, \delta\omega_Q = 0$. As the r.h.s. of (S2) is purely real, the phase difference $\varphi_\Omega - \varphi_{-\Omega}$ on the l.h.s. has to be chosen to cancel that of the term in the bracket. Then, the result reduced to:

$$\sqrt{\frac{(2\delta\omega_P^2 + \delta\omega_Q^2)^2 \Omega^2 \beta^2}{16\gamma^2} + (2\gamma |P_{q_0,\Omega/2}|^2 + \beta^2 \Omega^2 / 4\gamma - \delta\omega_Q^2 \delta\omega_P^2 / 2\gamma)^2} = E_0/2, \quad (\text{S3})$$

resulting in the threshold field being:

$$\begin{aligned} E_c &= 2\sqrt{\frac{(2\delta\omega_P^2 + \delta\omega_Q^2)^2 \Omega^2 \beta^2}{16\gamma^2} + (\beta^2 \Omega^2 / 4\gamma - \delta\omega_Q^2 \delta\omega_P^2 / 2\gamma)^2} = \\ &= 2\sqrt{\frac{(\beta\Omega)^4}{16\gamma^2} + \frac{\delta\omega_P^4 \Omega^2 \beta^2}{4\gamma^2} + \frac{\delta\omega_Q^4 \Omega^2 \beta^2}{16\gamma^2} + \frac{\delta\omega_P^4 \delta\omega_Q^4}{4\gamma^2}}. \end{aligned} \quad (\text{S4})$$

Thus, the threshold field becomes larger for both detuned drive $\delta\omega_Q$ and modes away from parametric condition $\delta\omega_P$. Due to non-linearity of the system one expects then only modes with $\delta\omega_P = 0$ to be realized for a given $\delta\omega_Q$.

PHENOMENOLOGICAL MODELS FOR THE MODE COUPLING

Ferroelectrics

Consider a tetragonal system undergoing a transition to a polar phase; the uniform part of energy density reads

$$\frac{E}{V} = \frac{a}{2}\bar{X}^2 + \frac{b}{4}(\bar{X}^2)^2 + cX_1^2X_2^2, \quad (\text{S5})$$

where $a < 0, b > 0$ in the ordered phase and we assume (without the loss of generality achieved by an appropriate rotation of coordinates) that $c > 0$. In the ordered phase, one has then either $X_1^2 = |a|/b, X_2 = 0$ or vice versa. We denote the component that develops the expectation value as Q and the other one as P . Then, one can derive the effective energy density for small deviations of these modes from their equilibrium positions:

$$\frac{\delta E}{V} = |a|\delta Q^2 + \sqrt{|a|b}\delta Q^3 + \frac{c|a|}{b}\delta P^2 + \sqrt{|a|b}\delta Q\delta P^2 + O(\delta X^4). \quad (\text{S6})$$

Note that the stiffness of the P mode is proportional to c ; indeed when $c = 0$ the system has continuous rotational symmetry and P is the Goldstone mode. From the above, one can also estimate the $\Delta\omega_P^2/\omega_P^2 = \frac{\sqrt{|a|b}\delta Q}{\frac{c|a|}{b}} = \frac{b}{c}\frac{\Delta Q}{Q_0}$, where $Q_0 = \sqrt{|a|/b}$ is the equilibrium displacement of Q . Typically, ferroelectrics have a large anisotropy, so $b/c \sim 1$. At the same time, for our mechanism to be operative we need $\omega_Q > 2\omega_P$, which translates into $|a| > 4\frac{c|a|}{b}$ and thus $\frac{c}{b} < 1/4$ for this model.

Magnets

Our starting point is a Landau-Lifshitz form of dynamics, with damping neglected. We consider a two-sublattice antiferromagnet with a DM interaction [52, 53] modulated by phonon displacement. On a lattice, the DM interaction takes the form $D_{ij}(\mathbf{S}_i \times \mathbf{S}_j)$. Allowing D_{ij} to vary in the presence of the optical mode Q , and promoting the interaction to the continuum, we have $Q\mathbf{S} \times \frac{\partial \mathbf{S}}{\partial x}$. A simple illustration of its effect would be the equations of motion for an isotropic 1D antiferromagnet [64]: $\dot{m}_{1(2)} - c^2\partial_x^2 m_{1(2)} + (-)\gamma Q\partial_x m_{2(1)} = 0$, where $m_{1(2)}$ are the sublattice magnetization components orthogonal to the equilibrium one. The equations reduce to two oscillators with frequencies $\sqrt{c^2q^2 \pm \gamma Qq}$, such that Q shifts linearly the magnon energies, allowing for the spatiotemporal order via phonon driving. This idea may open an alternative path for localized magnon generation (due to large q_0) in the THz regime, allowing for faster nanoscale magnonic computation [57]. Previous work has shown that in NiO, TO phonons [58] are found at about 30 – 40 meV, while the magnon band extends from few to 100 meV [59]. Another potential application of our proposal is in accessing the magnon dispersion of 2D materials, such as CrI₃, where magnons close to the K point are predicted to possess a topological gap.

DETAILS OF MATERIAL ESTIMATES

Here we present an estimate for the critical fluence E_c for PbTiO₃; here we propose directly exciting an optical E phonon mode with frequency $\omega_Q \approx 275\text{cm}^{-1}$ [48], that couples to another E optical phonon mode with frequency $\omega_P \approx 90\text{cm}^{-1}$ via parametric resonance. This will induce a spatial order along the $\Gamma - Z$ direction with wavevector $q_0 \approx 0.95\text{\AA}^{-1}$. To provide a rough estimate of E_c , we assume that $\beta = 0.1$, and use the coupling constant between the highest A_1 and lowest A_1 phonon mode $\gamma \approx -12.4\text{meV} \cdot \text{amu}^{-3/2} \cdot \text{\AA}^{-3}$ given in Ref. [23]; this yields an estimated $E_0 \approx 3.55\text{MV/cm}$. that should be experimentally accessible.