
Exclusively Penalized Q-learning for Offline Reinforcement Learning

Junghyuk Yeom* Yonghyeon Jo* Jungmo Kim Sanghyeon Lee Seungyul Han†

Graduate School of Artificial Intelligence

UNIST

Ulsan, South Korea 44919

{junghyukyum, yonghyeonjo, jmkim22, sanghyeon, syhan}@unist.ac.kr

Abstract

Constraint-based offline reinforcement learning (RL) involves policy constraints or imposing penalties on the value function to mitigate overestimation errors caused by distributional shift. This paper focuses on a limitation in existing offline RL methods with penalized value function, indicating the potential for underestimation bias due to unnecessary bias introduced in the value function. To address this concern, we propose Exclusively Penalized Q-learning (EPQ), which reduces estimation bias in the value function by selectively penalizing states that are prone to inducing estimation errors. Numerical results show that our method significantly reduces underestimation bias and improves performance in various offline control tasks compared to other offline RL methods.

1 Introduction

Reinforcement learning (RL) is gaining significant attention for solving complex Markov decision process (MDP) tasks. Traditionally, online RL develops advanced decision-making strategies through continuous interaction with environments [1, 2, 3, 4, 5, 6]. However, in real-world scenarios, interacting with the environment can be costly, particularly in high-risk environments like disaster situations, where obtaining sufficient data for learning is challenging [7, 8]. In such setups, the need for exploration [9, 10, 11, 12] to discover optimal strategies often incurs additional costs, as agents must try various actions, some of which may be inefficient or risky [13, 14]. This highlights the significance of research on offline setups, where policies are learned using pre-collected data without any direct interaction with the environment [15, 16]. In offline setups, policy actions not present in the data may introduce extrapolation errors, disrupting accurate value estimation by causing a large overestimation error in the value function, known as the distributional shift problem [17].

To address the distributional shift problem, Fujimoto et al. [17] proposes batch-constrained Q -learning (BCQ), assuming that policy actions are selected from the dataset only. Ensuring optimal convergence of both the policy and value function under batch-constrained RL setups [17], BCQ demonstrates stable learning in offline setups and outperforms behavior cloning (BC) techniques [18], which simply mimic actions from the dataset. However, the policy constraint of BCQ strongly limits the policy space, prompting further research to find improved policies by relaxing constraints based on the support of the policy using metrics like maximum mean discrepancy (MMD) [19] or Kullback–Leibler (KL) divergence [20]. While these methods moderately relax policy restrictions, the issue of limited policies persists. Thus, instead of constraining the policy space directly, alternative offline RL methods have been proposed to reduce overestimation bias based on penalized Q -functions [21, 22]. Conservative Q -learning (CQL) [21], a representative offline RL algorithm using Q -penalty, penalizes

* indicates equal contribution and † indicates the corresponding author: Seungyul Han.

Special thanks to Whiyong Jung from LG AI Research for providing experimental data used in this work.

the Q -function for policy actions and provides a bonus to the Q -function for actions in the dataset. Consequently, CQL selects more actions from the dataset, effectively reducing overestimation errors without policy constraints.

While CQL has demonstrated outstanding performance across various offline tasks, we observed that it introduces unnecessary estimation bias in the value function for states that do not contribute to overestimation. This issue becomes more pronounced as the level of penalty increases, resulting in performance degradation. To address this issue, this paper introduces a novel Exclusively Penalized Q-learning (EPQ) method for efficient offline RL. EPQ imposes a threshold-based penalty on the value function exclusively for states causing estimation errors to mitigate overestimation bias without introducing unnecessary bias in offline learning. Experimental results demonstrate that our proposed method effectively reduces both overestimation bias due to distributional shift and underestimation bias due to the penalty, allowing a more accurate evaluation of the current policy compared to the existing methods. Numerical results reveal that EPQ significantly outperforms other state-of-the-art offline RL algorithms on various D4RL tasks [23].

2 Preliminaries

2.1 Markov Decision Process and Offline RL

We consider a Markov Decision Process (MDP) environment denoted as $\mathcal{M} := (\mathcal{S}, \mathcal{A}, P, R, \gamma)$, where \mathcal{S} is the state space, \mathcal{A} is the action space, P represents the transition probability, γ is the discount factor, and R is the bounded reward function. In offline RL, transition samples $d_t = (s_t, a_t, r_t, s_{t+1})$ are generated by a behavior policy β and stored in the dataset D . We can empirically estimate β as $\hat{\beta}(a|s) = \frac{N(s,a)}{N(s)}$, where N represents the number of data points in D . We assume that $\mathbb{E}_{s \sim D, a \sim \beta}[f(s, a)] \approx \mathbb{E}_{s \sim D, a \sim \hat{\beta}}[f(s, a)] = \mathbb{E}_{s, a \sim D}[f(s, a)]$ for arbitrary function f . Utilizing only the provided dataset without interacting with the environment, our objective is to find a target policy π that maximizes the expected discounted return, denoted as $J(\pi) := \mathbb{E}_{s_0, a_0, s_1, \dots \sim \pi}[G_0]$, where $G_t = \sum_{l=t}^{\infty} \gamma^{l-t} R(s_l, a_l)$ represents the discounted return.

2.2 Distributional Shift Problem in Offline RL

In online RL, the optimal policy that maximizes $J(\pi)$ is found through iterative policy evaluation and policy improvement [2, 3]. For policy evaluation, the action value function is defined as $Q^\pi(s_t, a_t) := \mathbb{E}_{s_t, a_t, s_{t+1}, \dots \sim \pi}[\sum_{l=t}^{\infty} \gamma^{l-t} R(s_l, a_l) | s_t, a_t]$. Q^π can be estimated by iteratively applying the Bellman operator \mathcal{B}^π to an arbitrary Q -function, where $(\mathcal{B}^\pi Q)(s, a) := R(s, a) + \gamma \mathbb{E}_{s' \sim P(\cdot | s, a), a' \sim \pi(\cdot | s')} [Q(s', a')]$. The Q -function is updated to minimize the Bellman error using the dataset D , given by $\mathbb{E}_{s, a \sim D} [(Q(s, a) - \mathcal{B}^\pi Q(s, a))^2]$. In offline RL, samples are generated by the behavior policy β only, resulting in estimation errors in the Q -function for policy actions not present in the dataset D . The policy π is updated to maximize the Q -function, incorporating the estimation error in the policy improvement step. This process accumulates positive bias in the Q -function as iterations progress [17].

2.3 Conservative Q-learning

To mitigate overestimation in offline RL, conservative Q-learning (CQL) [21] penalizes the Q -function for the policy actions $a \sim \pi$ and increases the Q -function for the data actions $a \sim \hat{\beta}$ while minimizing the Bellman error, where the Q -loss function of CQL is given by

$$\frac{1}{2} \mathbb{E}_{s, a, s' \sim D} [(Q(s, a) - \mathcal{B}^\pi Q(s, a))^2] + \alpha \mathbb{E}_{s \sim D} [\mathbb{E}_{a \sim \pi} [Q(s, a)] - \mathbb{E}_{a \sim \hat{\beta}} [Q(s, a)]], \quad (1)$$

where $\alpha \geq 0$ is a penalizing constant. From the value update in (1), the average Q -value of data actions $\mathbb{E}_{a \sim \hat{\beta}} [Q(s, a)]$ becomes larger than the average Q -value of target policy actions $\mathbb{E}_{a \sim \pi} [Q(s, a)]$ as α increases. As a result, the policy will tend to choose the data actions more from the policy improvement step, effectively reducing overestimation error in the Q -function [21].

3 Methodology

3.1 Motivation: Necessity of Mitigating Unnecessary Estimation Bias

In this section, we focus on the penalization behavior of CQL, one of the most representative penalty-based offline RL methods, and present an illustrative example to show that unnecessary estimation bias can occur in the Q -function due to the penalization. As explained in Section 2.3, CQL penalizes the Q -function for policy actions and increases the Q -value for data actions in (1). When examining the Q -function for each state-action pair (s, a) , the Q -value increases if $\pi(a|s) > \hat{\beta}(a|s)$; otherwise, the Q -value decreases as the penalizing constant α becomes sufficiently large [21].

To visually demonstrate this, Fig. 1 depicts histograms of the fixed policy π and the estimated behavior policy $\hat{\beta}$ for various π and β at the initial state s_0 on the Pendulum task with a single-dimensional action space in OpenAI Gym tasks [24], as cases (a), (b), and (c), along with the estimation bias in the Q -function for CQL with various penalizing factors α . In this example, for all states except the initial state, we consider $\pi = \beta = \text{Unif}(-2, 2)$. In each case, CQL only updates the Q -function with its penalty to evaluate π in an offline setup, as shown in equation (1), and we plot the estimation bias of CQL, which represents the average difference between the learned Q -function and the expected return G_0 .

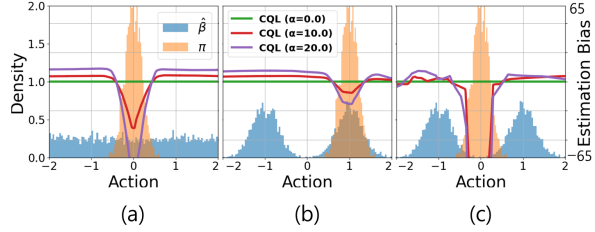


Figure 1: Histograms of π and $\hat{\beta}$ (left axis), and the estimation bias of CQL with various α (right axis) at s_0 for three cases: (a) $\beta = \text{Unif}(-2, 2)$ and $\pi = N(0, 0.2)$ (b) $\beta = \frac{1}{2}N(-1, 0.3) + \frac{1}{2}N(1, 0.3)$ and $\pi = N(1, 0.2)$ (c) $\beta = \frac{1}{2}N(-1, 0.3) + \frac{1}{2}N(1, 0.3)$ and $\pi = N(0, 0.2)$, where $\text{Unif}(-2, 2)$ represents a uniform distribution and $N(\mu, \sigma)$ denotes a Gaussian distribution with mean μ and standard deviation σ .

From the results in Fig. 1, we observe that CQL suffers from unnecessary estimation bias in the Q -function for cases (a) and (b). In both cases, the histograms illustrate that policy actions are fully contained in the dataset $\hat{\beta}$, suggesting that the estimation error in the Bellman update is unlikely to occur even without any penalty. However, CQL introduces a substantial negative bias for actions near 0 where $\pi(0|s_0) > \hat{\beta}(0|s_0)$ and a positive bias for other actions. Furthermore, the bias intensifies as the penalty level α increases. In order to mitigate this bias, reducing the penalty level α to zero may seem intuitive in cases like Fig. 1(a) and Fig. 1(b). However, such an approach would be inadequate in cases like Fig. 1(c). In this case, because policy actions close to 0 are rare in the dataset, penalization is necessary to address overestimation caused by estimation errors in offline learning. Furthermore, this problem may become more severe in actual offline learning situations, as the policy continues to change as learning progresses, compared to situations where a fixed policy is assumed.

3.2 Exclusively Penalized Q-learning

To address the issue outlined in Section 3.1, our goal is to selectively give a penalty to the Q -function in cases like Fig. 1(c), where policy actions are insufficient in the dataset while minimizing unnecessary bias due to the penalty in scenarios like Fig. 1(a) and Fig. 1(b), where policy actions are sufficient in the dataset. To achieve this goal, we introduce a novel exclusive penalty \mathcal{P}_τ defined by

$$\mathcal{P}_\tau := \underbrace{f_\tau^{\pi, \hat{\beta}}(s)}_{\text{penalty adaptation factor}} \cdot \underbrace{\left(\frac{\pi(a|s)}{\hat{\beta}(a|s)} - 1 \right)}_{\text{penalty term}}, \quad (2)$$

where $f_\tau^{\pi, \hat{\beta}}(s) = \mathbb{E}_{a \sim \pi(\cdot|s)}[x_\tau^{\hat{\beta}}]$ is a penalty adaptation factor for a given $\hat{\beta}$ and policy π . Here, $x_\tau^{\hat{\beta}} = \min(1.0, \exp(-(\log \hat{\beta}(a|s) - \tau)))$ represents the amount of adaptive penalty that is reduced as $\log \hat{\beta}$ exceeds the threshold τ . Thus, the adaptation factor $f_\tau^{\pi, \hat{\beta}}$ indicates the average penalty that policy actions should receive. If the probability of estimated behavior policy $\hat{\beta}$ for policy actions exceeds the threshold τ , i.e., policy actions are sufficiently present in the dataset, then $x_\tau^{\hat{\beta}}$ will be

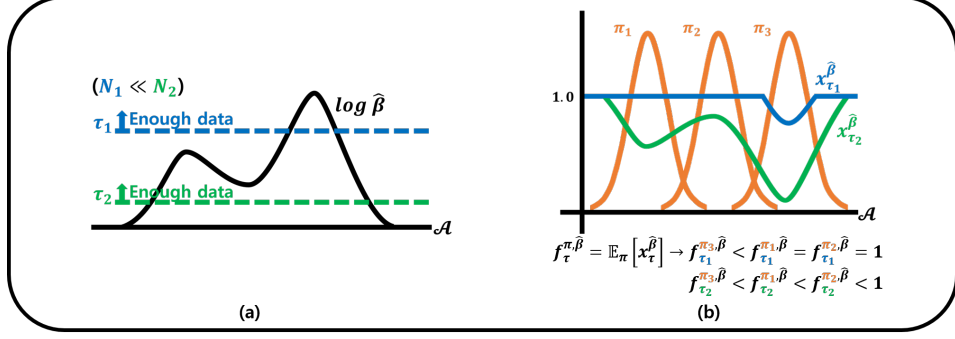


Figure 2: An illustration of our exclusive penalty: (a) The log-probability of $\hat{\beta}$ and the thresholds τ_1 and τ_2 according to the number of data samples N_1 and N_2 , where $N_1 \ll N_2$. (b) The penalty adaptation factor $f_{\tau}^{\pi, \hat{\beta}}$ which represents the amount of adaptive penalty, indicating how much $\log \hat{\beta}$ exceeds the threshold τ . Three different policies π_i , $i = 1, 2, 3$, are considered.

smaller than 1 and reduce the amount of penalty as much as the amount by which $\hat{\beta}$ exceeds the threshold τ to avoid unnecessary bias introduced in Section 3.1. Otherwise, it will be 1 due to $\min(1.0, \cdot)$ to maintain the penalty since policy actions are insufficient in the dataset. The latter penalty term $\frac{\pi(a|s)}{\hat{\beta}(a|s)} - 1$, positive if $\pi(a|s) > \hat{\beta}(a|s)$ and otherwise negative, imposes a positive penalty on the Q -function when $\pi(a|s) > \hat{\beta}(a|s)$, and otherwise, it increases the Q -function since the penalty is negative, as the Q -penalization method considered in CQL [21].

To elaborate further on our proposed penalty, Fig. 2(a) depicts the log-probability of $\hat{\beta}$ and the thresholds τ used for penalty adaptation, with N representing the number of data points. In Fig. 2(a), if the log-probability $\log \hat{\beta}$ of an action $a \in \mathcal{A}$ exceeds the threshold τ , this indicates that the action a is sufficiently represented in the dataset. Thus, we reduce the penalty for such actions. Furthermore, as shown in Fig. 2(a), when the number of actions increase from N_1 to N_2 , the threshold for determining "enough data" decreases from τ_1 to τ_2 , even if the data distribution remains unchanged.

Furthermore, to explain the role of the threshold τ in the proposed penalty \mathcal{P}_{τ} , we consider two thresholds, τ_1 and τ_2 . In Fig. 2(b), which illustrates the proposed penalty adaptation factor $f_{\tau_1}^{\pi, \hat{\beta}}$ and $f_{\tau_2}^{\pi, \hat{\beta}}$ for thresholds τ_1 and τ_2 , $x_{\tau_1}^{\hat{\beta}}$ is larger than $x_{\tau_2}^{\hat{\beta}}$ because $\tau_1 > \tau_2$. As a result, in the case of τ_1 , \mathcal{P}_{τ_1} only reduces the penalty for π_3 . In other words, $f_{\tau_1}^{\pi_1, \hat{\beta}} = f_{\tau_1}^{\pi_2, \hat{\beta}} = 1$, and $f_{\tau_1}^{\pi_3, \hat{\beta}} < 1$. On the other hand, as the number of data samples increases from N_1 to N_2 , more actions generated by the behavior policy β will be stored in the dataset, so policy actions are more likely to be in the dataset. In this case, the threshold should be lowered from τ_1 to τ_2 . As a result, $\hat{\beta}$ exceeds the threshold τ_2 in the support of all policies π_i , and \mathcal{P}_{τ_2} reduces the penalty in the support of all policies π_i , i.e., $f_{\tau_2}^{\pi_3, \hat{\beta}} < f_{\tau_2}^{\pi_1, \hat{\beta}} < f_{\tau_2}^{\pi_2, \hat{\beta}} < 1$. Thus, even without knowing the exact number of data samples, the proposed penalty \mathcal{P}_{τ} allows adjusting the penalty level appropriately according to the given number of data samples based on the threshold τ .

Now, we propose exclusively penalized Q-learning (EPQ), a novel offline RL method that minimizes the Bellman error while imposing the proposed exclusive penalty \mathcal{P}_{τ} on the Q -function as follows:

$$\min_Q \mathbb{E}_{s, a, s' \sim D} \left[(Q(s, a) - \{\mathcal{B}^{\pi} Q(s, a) - \alpha \mathcal{P}_{\tau}\})^2 \right]. \quad (3)$$

Then, we can prove that the final Q -function of EPQ underestimates the true value function Q^{π} in offline RL if α is sufficiently large, as stated in the following theorem. This indicates that the proposed EPQ can successfully reduce overestimation bias in offline RL, while simultaneously alleviating unnecessary bias based on the proposed penalty \mathcal{P}_{τ} .

Theorem 3.1. *We denote the Q -function converged from the Q -update of EPQ using the proposed penalty \mathcal{P}_{τ} in (3) by \hat{Q}^{π} . Then, the expected value of \hat{Q}^{π} underestimates the expected true policy value, i.e., $\mathbb{E}_{a \sim \pi}[\hat{Q}^{\pi}(s, a)] \leq \mathbb{E}_{a \sim \pi}[Q^{\pi}(s, a)]$, $\forall s \in D$, with high probability $1 - \delta$ for some $\delta \in (0, 1)$, if the penalizing factor α is sufficiently large. Furthermore, the proposed penalty reduces the average penalty for policy actions compared to the average penalty of CQL.*

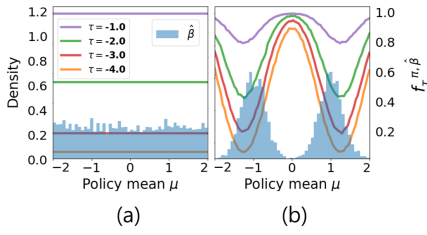


Figure 3: Histogram of $\hat{\beta}$ (left axis), and the corresponding $f_{\tau}^{\pi, \hat{\beta}}(s)$ with various τ (right axis) for two cases: (a) $\beta = \text{Unif}(-2, 2)$ (b) $\beta = \frac{1}{2}N(-1, 0.3) + \frac{1}{2}N(1, 0.3)$

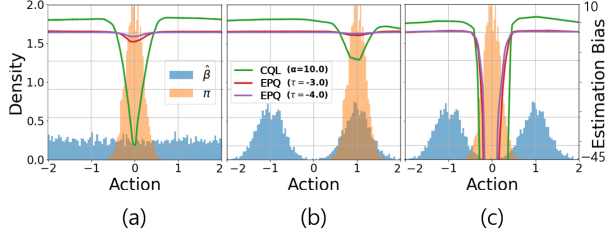


Figure 4: Histograms of π and $\hat{\beta}$ (left axis), and the estimation bias of CQL and EPQ with various τ (right axis) for three cases: (a) $\beta = \text{Unif}(-2, 2)$ and $\pi = N(0, 0.2)$ (b) $\beta = \frac{1}{2}N(-1, 0.3) + \frac{1}{2}N(1, 0.3)$ and $\pi = N(1, 0.2)$ (c) $\beta = \frac{1}{2}N(-1, 0.3) + \frac{1}{2}N(1, 0.3)$ and $\pi = N(0, 0.2)$.

Proof) Proof of Theorem 3.1 is provided in Appendix A.

In order to demonstrate the Q -function convergence behavior of the proposed EPQ in more detail, we revisit the previous Pendulum task in Fig. 1. Fig. 3 shows the histogram of $\hat{\beta}$ and the penalty adaptation factor $f_{\tau}^{\pi, \hat{\beta}}(s)$ for Gaussian policy $\pi = N(\mu, 0.2)$, where μ varies from -2 to 2 , with varying β . In Fig. 3(a), $f_{\tau}^{\pi, \hat{\beta}}(s)$ should be less than 1 for any policy mean μ since all policy actions are sufficient in the dataset. In 3(b), $f_{\tau}^{\pi, \hat{\beta}}(s)$ is less than 1 only if the $\hat{\beta}$ probability near the policy mean μ is high, and otherwise, $f_{\tau}^{\pi, \hat{\beta}}(s)$ is 1, which indicates the lack of policy action in the dataset. Thus, the result shows that $f_{\tau}^{\pi, \hat{\beta}}(s)$ reflects our motivation in Section 3.1 well. Moreover, Fig. 4 compares the estimation bias curves of CQL and EPQ with $\alpha = 10$ in the scenarios presented in Fig. 1. CQL exhibits unnecessary bias for situations in Fig. 4(a) and Fig. 4(b) where no penalty is needed, as discussed in Section 3.1. Conversely, our proposed method effectively reduces estimation bias in these cases while appropriately maintaining the penalty for the scenario in Fig. 4(c) where penalization is required. This experiment demonstrates the effectiveness of our proposed approach, and the subsequent numerical results in Section 4 will numerically show that our method significantly reduces estimation bias in offline learning, resulting in improved performance.

3.3 Prioritized Dataset

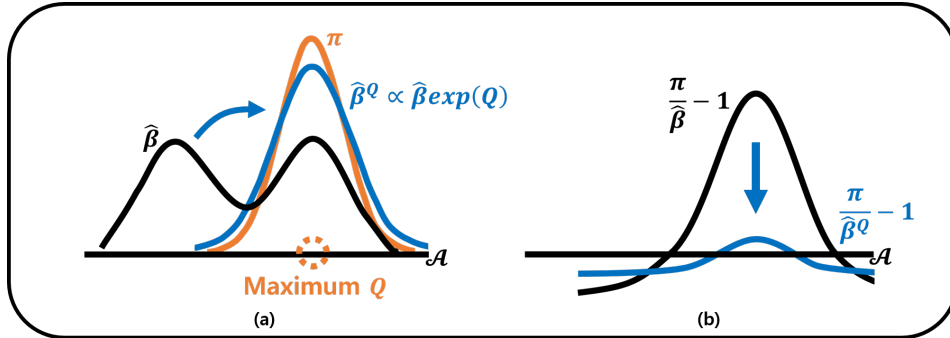


Figure 5: An illustration of the prioritized dataset. As the policy focuses on actions with maximum Q -values, the difference between $\hat{\beta}$ and π becomes substantial, inducing large penalty: (a) The change of data distribution from $\hat{\beta}$ (w/o PD) to $\hat{\beta}^Q$ (with PD) (b) The corresponding penalty graphs for $\hat{\beta}$ (w/o PD) and $\hat{\beta}^Q$ (with PD).

In Section 3.2, EPQ effectively controls the penalty in the scenarios depicted in Fig. 4. However, in cases where the policy is highly concentrated on one side, as shown in Fig. 4, the estimation bias may not be completely eliminated due to the latter penalty term $\frac{\pi}{\hat{\beta}} - 1$ in \mathcal{P}_{τ} , as π significantly exceeds $\hat{\beta}$. This situation, detailed in Fig. 5, arises when there is a substantial difference in the Q -function values among data actions. As the policy is updated to maximize the Q -function, the policy shifts towards the data action with a larger Q , resulting in a more significant penalty for CQL. To further

alleviate the penalty to reduce unnecessary bias in this situation, instead of applying a penalty based on $\hat{\beta}$, we introduce a penalty based on the prioritized dataset (PD) $\hat{\beta}^Q \propto \hat{\beta} \exp(Q)$. As shown in Fig. 5(a), which illustrates the difference between the original data distribution $\hat{\beta}$ and the modified data distribution $\hat{\beta}^Q$ after applying PD, β^Q prioritizes data actions with higher Q -values within the support of $\hat{\beta}$. According to Fig. 5(a), when the policy π focuses on specific actions, the penalty $\frac{\pi}{\hat{\beta}} - 1$ increases significantly, as depicted in Fig. 5(b). In contrast, by applying PD, $\hat{\beta}$ is adjusted to approach $\hat{\beta}^Q \propto \beta \exp(Q)$, aligning the data distribution more closely with the policy π . Consequently, we anticipate that the penalty will be significantly mitigated, as the difference between π and $\hat{\beta}^Q$ is much smaller than the difference between π and $\hat{\beta}$. Following this intuition, we modify our penalty using PD as $\mathcal{P}_{\tau, PD} := f_{\tau}^{\pi, \hat{\beta}}(s) \cdot \left(\frac{\pi(a|s)}{\hat{\beta}^Q(a|s)} - 1 \right)$. It is important to note that the penalty adaptation factor $f_{\tau}^{\pi, \hat{\beta}}(s)$ remains unchanged since we use all data samples in the dataset for Q updates. Additionally, we consider the prioritized dataset for the Bellman update to focus more on data actions with higher Q -function values for better performance as considered in [25]. Then, we can derive the final Q -loss function of EPQ with PD as

$$\begin{aligned} L(Q) &= \frac{1}{2} \mathbb{E}_{s, s' \sim D, a \sim \hat{\beta}^Q} \left[(Q - \{\mathcal{B}^{\pi} Q - \alpha \mathcal{P}_{\tau, PD}\})^2 \right] \\ &= \mathbb{E}_{s, s' \sim D, a \sim \hat{\beta}, a' \sim \pi} \left[w_{s,a}^Q \cdot \left\{ \frac{1}{2} (Q(s, a) - \mathcal{B}^{\pi} Q(s, a))^2 + \alpha f_{\tau}^{\pi, \hat{\beta}}(s) (Q(s, a') - Q(s, a)) \right\} \right] + C, \end{aligned} \quad (4)$$

where $w_{s,a}^Q = \frac{\hat{\beta}^Q(a|s)}{\hat{\beta}(a|s)} = \frac{\exp(Q(s,a))}{\mathbb{E}_{a' \sim \hat{\beta}(\cdot|s)}[\exp(Q(s,a'))]}$ is the importance sampling (IS) weight, C is the remaining constant term, and the detailed derivation of (4) is provided in Appendix B.1. The ablation study in Section 4.3 will show that EPQ performs better when prioritized dataset $\hat{\beta}^Q$ is considered.

3.4 Practical Implementation and Algorithm

Now, we propose the implementation of EPQ based on the value loss function (4). Basically, our implementation follows the setup of CQL [21]. For policy, we utilize the Gaussian policy with a $\text{Tanh}(\cdot)$ layer proposed by Haarnoja et al. [4] and update the policy to maximize the Q -function with its entropy. Then, the policy loss function is given by

$$L(\pi) = \mathbb{E}_{s \sim D, a \sim \pi} [-Q(s, a) + \log \pi(a|s)]. \quad (5)$$

Based on the Q -update in (4) and the policy loss function (5), we summarize the algorithm of EPQ as Algorithm 1. More detailed implementation, including the calculation method of the IS weight $w_{s,a}^Q$ and redefined loss functions for the parameterized Q and π , is provided in Appendix B.2.

Algorithm 1 Exclusively Penalized Q-learning

Require: Offline dataset D

- 1: Train the behavior policy $\hat{\beta}$ based on behavior cloning (BC)
 - 2: Initialize Q and π
 - 3: **for** gradient step $k = 0, 1, 2, 3, \dots$ **do**
 - 4: Sample batch transitions $\{(s, a, r, s')\}$ from D .
 - 5: Calculate the penalty adaptation factor $f_{\tau}^{\pi, \hat{\beta}}(s)$ and IS weight $w_{s,a}^Q$
 - 6: Compute losses $L(Q)$ in Equation (4) and $L(\pi)$ in Equation (5)
 - 7: Update the policy π to minimize $L(\pi)$
 - 8: Update the Q -function Q to minimize $L(Q)$
 - 9: **end for**
-

4 Experiments

In this section, we evaluate our proposed EPQ against other state-of-the-art offline RL algorithms using the D4RL benchmark [23], commonly used in the offline RL domain. Among various D4RL tasks, we mainly consider Mujoco locomotion tasks, Adroit manipulation tasks, and AntMaze navigation tasks, with scores normalized from 0 to 100, where 0 represents random performance and 100 represents expert performance.

Table 1: Performance comparison: Normalized average return results

Task name	BC	10% BC	TD3+BC	CQL (paper)	CQL (reprod.)	Onestep	IQL	MCQ	MISA	EPQ
halfcheetah-random	2.3	2.2	12.7	35.4	20.8	6.9	12.9	28.5	2.5	33.0±2.4
hopper-random	4.1	4.7	22.5	10.8	9.7	7.9	9.6	31.8	9.9	32.1±0.3
walker2d-random	1.7	2.3	7.2	7.0	7.1	6.2	6.9	17.0	9.0	23.0±0.7
halfcheetah-medium	42.6	42.5	48.3	44.4	44.0	48.4	47.4	64.3	47.4	67.3±0.5
hopper-medium	52.9	56.9	59.3	86.6	58.5	59.6	66.3	78.4	67.1	101.3±0.2
walker2d-medium	75.3	75.0	83.7	74.5	72.5	81.8	78.3	91.0	84.1	87.8±2.1
halfcheetah-medium-expert	55.2	92.9	90.7	62.4	91.6	93.4	86.7	87.5	94.7	95.7±0.3
hopper-medium-expert	52.5	110.9	98.0	111.0	105.4	103.3	91.5	111.2	109.8	108.8±5.2
walker2d-medium-expert	107.5	109.0	110.1	98.7	108.8	113.0	109.6	114.2	109.4	112.0±0.6
halfcheetah-expert	92.9	91.9	98.6	104.8	96.3	92.3	95.4	96.2	95.9	107.2±0.2
hopper-expert	111.2	109.6	111.7	109.9	110.8	112.3	112.4	111.4	111.9	112.4±0.5
walker2d-expert	108.5	109.1	110.3	121.6	110.0	111.0	110.1	107.2	109.3	109.8±1.0
halfcheetah-medium-replay	36.6	40.6	44.6	46.2	45.5	38.1	44.2	56.8	45.6	62.0±1.6
hopper-medium-replay	18.1	75.9	60.9	48.6	95.0	97.5	94.7	101.6	98.6	97.8±1.0
walker2d-medium-replay	26.0	62.5	81.8	32.6	77.2	49.5	73.9	91.3	86.2	85.3±1.0
halfcheetah-full-replay	62.4	68.7	75.9	-	76.9	80.0	73.3	82.3	74.8	85.3±0.7
hopper-full-replay	34.3	92.8	81.5	-	101.0	107.8	107.2	108.5	103.5	108.5±0.6
walker2d-full-replay	45.0	89.4	95.2	-	93.4	102.0	98.1	95.7	94.8	107.4±0.6
Mujoco Tasks Total	929.1	1236.9	1293.0	-	1325.8	1311.0	1318.5	1474.9	1354.5	1536.7
pen-human	63.9	-2.0	64.8	55.8	37.5	71.8	71.5	68.5	88.1	83.9±6.8
door-human	2.0	0.0	0.0	9.1	9.9	5.4	4.3	2.3	5.2	13.2±2.4
hammer-human	1.2	0.0	1.8	2.1	4.4	1.2	1.4	0.3	8.1	3.9±5.0
relocate-human	0.1	0.0	0.1	0.4	0.2	1.9	0.1	0.1	0.1	0.3±0.2
pen-cloned	37.0	0.0	49	40.3	39.2	60.0	37.3	49.4	58.6	91.8±4.7
door-cloned	0.0	0.0	0.0	3.5	0.4	0.4	1.6	1.3	0.5	5.8±2.8
hammer-cloned	0.6	0.0	0.2	5.7	2.1	2.1	1.4	2.2	2.2	22.8±15.3
relocate-cloned	-0.3	0.0	-0.2	-0.1	-0.1	-0.1	-0.2	0.0	-0.1	0.1±0.1
Adroit Tasks Total	104.5	-2	115.7	116.8	93.6	142.7	118.1	123.3	162.7	221.8
umaze	54.6	62.8	78.6	74.0	80.4	72.5	87.5	98.3	92.3	99.4±1.0
umaze-diverse	45.6	50.2	71.4	84.0	56.3	75.0	62.2	80.0	89.1	78.3±5.0
medium-play	0.0	5.4	10.6	61.2	67.5	5.0	71.2	52.5	63.0	85.0±11.2
medium-diverse	0.0	9.8	3.0	53.7	62.5	5.0	70.0	37.5	62.8	86.7±18.9
large-play	0.0	0.0	0.2	15.8	35.0	2.5	39.6	2.5	17.5	40.0±8.2
large-diverse	0.0	6.0	0.0	14.9	13.3	2.5	47.5	7.5	23.4	36.7±4.7
AntMaze Tasks Total	100.2	134.2	163.8	303.6	315.0	162.5	378.0	278.3	348.1	426.1

Mujoco Locomotion Tasks: The D4RL dataset comprises offline datasets obtained from Mujoco tasks [26] like HalfCheetah, Hopper, and Walker2d. Each task has ‘random’, ‘medium’, and ‘expert’ datasets, obtained by a random policy, the medium policy with performance of 50 to 100 points, and the expert policy with performance of 100 points, respectively. Additionally, there are ‘medium-expert’ dataset that contains both ‘medium’ and ‘expert’ data, ‘medium-replay’ and ‘full-replay’ datasets that contain the buffers generated while the medium and expert policies are trained, respectively.

Adroit Manipulation Tasks: Adroit provides four complex manipulation tasks: Pen, Hammer, Door, and Relocate, utilizing motion-captured human data with associated rewards. Each task has two datasets: ‘human’ dataset derived from human motion-capture data, and ‘cloned’ dataset comprising samples from both the cloned behavior policy using BC and the original motion-capture data.

AntMaze Navigation Tasks: AntMaze is composed of six navigation tasks including ‘umaze’, ‘umaze-diverse’, ‘medium-play’, ‘medium-diverse’, ‘large-play’, and ‘large-diverse’ where robot ant agent is trained to reach a goal within the maze. While ‘play’ dataset is acquired under a fixed set of goal locations and a fixed set of starting locations, the ‘diverse’ dataset is acquired under a random goal locations and random starting locations setting.

4.1 Performance Comparisons

We compare our algorithm with various constraint-based offline RL methods, including CQL baselines [21] on which our algorithm is based on. For other baseline methods, we consider behavior cloning (BC) and 10% BC, where the latter only utilizes only the top 10% of demonstrations with high returns, TD3+BC [27] that simply combines BC with TD3 [3], Onestep RL [28] that performs a single policy iteration based on the dataset, implicit Q -learning (IQL) [29] that seeks the optimal value function for the dataset through expectile regression, mildly conservative Q -learning (MCQ) [30] that reduces overestimation by using pseudo Q values for out-of-distribution actions, and MISA [31] that considers the policy constraint based on mutual information. To assess baseline algorithm performance, we utilize results directly from the original papers for CQL (paper) [21] and MCQ

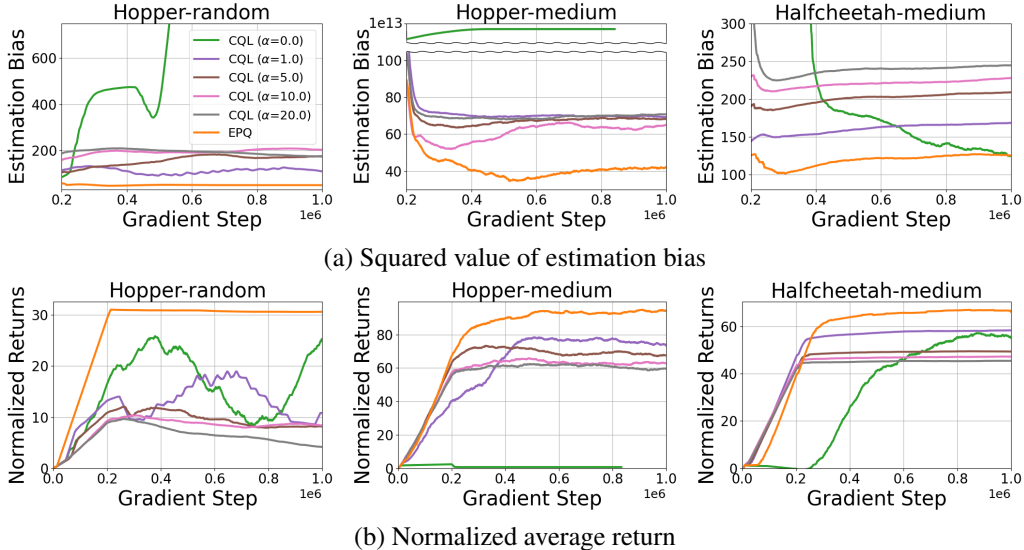


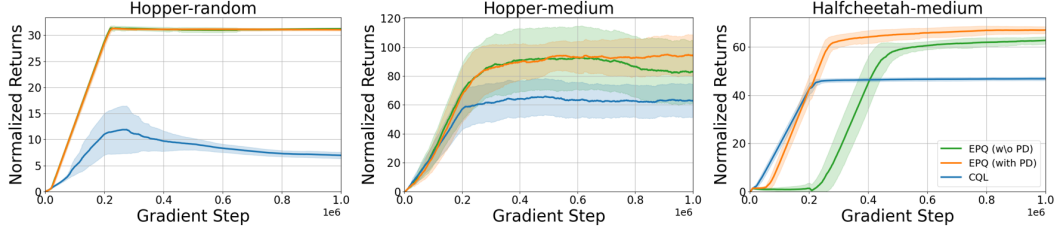
Figure 6: Analysis of proposed method

[30], as well as reported results from other baseline algorithms according to Ma et al. [31]. For CQL, reproducing its performance is challenging, so we also include reproduced CQL performance labeled as CQL (reprod.) from Ma et al. [31]. Any missing experimental results have been filled in by re-implementing each baseline algorithm. For our algorithm, we explored various penalty control thresholds $\tau \in \{c \cdot \rho, c \in [0, 10]\}$, where ρ represents the log-density of $\text{Unif}(\mathcal{A})$. For Mujoco tasks, the EPQ penalizing constant is fixed at $\alpha = 20.0$, and for Adroit tasks, we consider either $\alpha = 5.0$ or $\alpha = 20.0$. To ensure robustness, we run our algorithm with four different seeds for each task. Table 1 displays the average normalized returns and corresponding standard deviations for compared algorithms. The performance of EPQ is based on the best hyperparameter setup, with additional results presented in the ablation study in Section 4.3. Further details on the hyperparameter setup are provided in Appendix C.

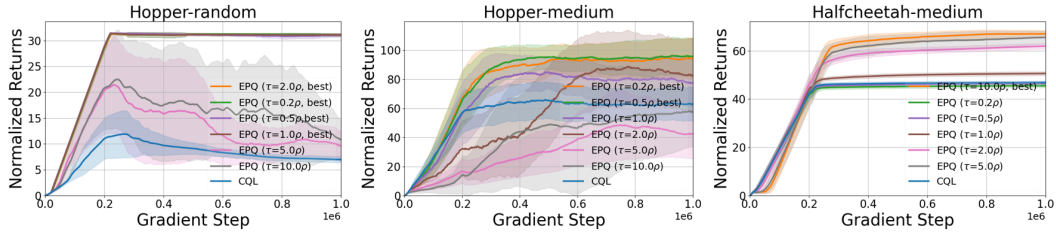
The results in Table 1 shows that our algorithm significantly outperforms the other constraint-based offline RL algorithms in all considered tasks. In particular, in challenging tasks such as Adroit tasks and AntMaze tasks, where rewards are sparse or intermittent, EPQ demonstrates remarkable performance improvements compared to recent offline RL methods. This is because EPQ can impose appropriate penalty on each state, even if the policy and behavior policy varies depending on the timestep as demonstrated in Section 3.2. Also, we observe that our proposed algorithm shows a large increase in performance in the ‘Hopper-random’, ‘Hopper-medium’, and ‘Halfcheetah-medium’ environments compared to CQL, so we will further analyze the causes of the performance increase in these tasks in the following section. For adroit tasks, the performance of CQL (reprod.) is too low compared to CQL (paper), so we provide the enhanced version of CQL in Appendix E, but the result in Appendix E shows that EPQ still performs better than the enhanced version of CQL.

4.2 The Analysis of Estimation Bias

In Section 4.1, EPQ outperforms CQL baselines significantly across various D4RL tasks based on our proposed penalty in Section 3. To analyze the impact of our overestimation reduction method on performance enhancement, we compare the estimation bias for EPQ and CQL baselines with various penalizing constants $\alpha \in \{0, 1, 5, 10, 20\}$ on ‘Hopper-random’, ‘Hopper-medium’, and ‘Halfcheetah-medium’ tasks. In Fig. 6(a), we depict the squared value of estimation bias, obtained from the difference between the Q -value and the empirical average return for sample trajectories generated by the policy, to show both overestimation bias and underestimation bias. In the experiment shown in Fig. 6(a), the estimation bias in CQL with $\alpha = 0$ became excessively large, causing the gradients to explode and resulting in forced termination of the training. Fig. 6(b) illustrates the corresponding normalized average returns, emphasizing learning progress after 200k gradient steps.



(a) Component evaluation



(b) Penalty control thresholds $\tau \in [0.2\rho, 0.5\rho, 1.0\rho, 2.0\rho, 5.0\rho, 10.0\rho]$

Figure 7: Additional ablation studies on the Hopper-random, Hopper-medium, and Halfcheetah-medium tasks are presented. The best hyperparameter in the paper is denoted by the orange curve.

In Fig. 6(a), we observe an increase in estimation bias for CQL as the penalizing constant α rises, attributed to unnecessary bias highlighted in Fig. 1. Reducing α to nearly 0 in CQL, however, fails to effectively mitigate overestimation error, leading to a divergence of the Q -function in tasks such as ‘Hopper-random’ and ‘Hopper-medium’, as shown in Fig. 1. Conversely, EPQ demonstrates superior reduction of estimation bias in the Q -function compared to CQL baselines for all tasks in Fig. 6(a), indicating its capability to mitigate both overestimation and underestimation bias based on the proposed penalty. As a result, Fig. 6(b) shows that EPQ significantly outperforms all CQL variants on ‘Hopper-random’, ‘Hopper-medium’, and ‘Halfcheetah-medium’ tasks.

4.3 Ablation Study

To understand the impact of EPQ’s components and hyperparameters, we conduct ablation studies to evaluate each component and the penalty control threshold τ on the ‘Hopper-random’, ‘Hopper-medium’, and ‘HalfCheetah-medium’ tasks where our proposed method showed a significant performance improvement compared to the baseline CQL.

Component Evaluation: In Section 3, we introduced two variants of the EPQ algorithm: EPQ (w/o PD), which does not incorporate a prioritized dataset as in equation (3), and EPQ (with PD), which leverages a prioritized dataset based on $\hat{\beta}^Q$ as in equation (4). In Fig. 7(a), we compare the performance of EPQ (w/o PD), EPQ (with PD), and the CQL baseline to analyze the impact of each component. EPQ (w/o PD) still outperforms CQL, demonstrating that the proposed penalty \mathcal{P}_τ in Section 3.2 enhances performance by efficiently reducing overestimation without introducing unnecessary estimation bias, as discussed in Section 3.2. Additionally, Fig. 7(a) shows that EPQ (with PD) outperforms EPQ (w/o PD) significantly in the HalfCheetah-medium task, indicating that the proposed prioritized dataset contributes to improved performance, as anticipated in Section 3.3.

Penalty Control Threshold τ : As discussed in Section 3.2, EPQ can dynamically control the penalty amount based on the penalty control threshold τ , as illustrated in Fig. 2, even in the absence of knowledge about the exact number of data samples. Fig. 7(b) demonstrates the performance of EPQ with various penalty control thresholds $\tau \in [0.2\rho, 0.5\rho, 1.0\rho, 2.0\rho, 5.0\rho, 10.0\rho]$, where ρ represents the log-density of $\text{Unif}(\mathcal{A})$. Note that ρ is negative, so $\tau = 10.0\rho$ is the lowest threshold while $\tau = 0.2\rho$ is the highest. The results indicate that in tasks like Hopper-medium, where a variety of actions are not sufficiently sampled, a higher threshold performs better. Conversely, in tasks like Hopper-random, where a broad range of actions is sampled, a lower threshold is more effective. An exception is the HalfCheetah-medium task, which, despite having fewer action variations, visits a diverse range of states. This may result in lower overestimation errors for OOD

actions, benefiting from a lower threshold. Furthermore, the performance on the considered tasks appears to be surprisingly less sensitive to changes in τ . We initially expect that performance might be sensitive to τ since it reflects the fixed number of data samples, but the results indicate that the performance is not significantly affected by variations in τ . Moreover, EPQ algorithms with different τ consistently outperform the CQL baseline, highlighting the superiority of the proposed method.

5 Related Works

5.1 Constraint-based Offline RL

In order to reduce the overestimation in offline learning, several constraint-based offline RL methods have been studied. Fujimoto et al. [17] propose a batch-constrained policy to minimize the extrapolation error, and Kumar et al. [19], Wu et al. [20] limits the distribution based on the distance of the distribution, rather than directly constraining the policy. Fujimoto and Gu [27] restricts the policy actions to batch data based on the online algorithm TD3 [3]. Furthermore, Kumar et al. [21], Yu et al. [32] aims to minimize the probability of out-of-distribution actions using the lower bound of the true value. By predicting a more optimistic cost for tuples within the batch data, Xu et al. [22] provides stable training for offline-based safe RL tasks. On the other hand, Ma et al. [31] utilizes mutual information to constrain the policy.

5.2 Offline Learning based on Data Optimality

In offline learning setup, the optimality of the dataset greatly impacts the performance [25]. Simply using n -% BC, or applying weighted experiences, [33, 34] which utilize only a portion of the data based on the evaluation results of the given data, fails to exploit the distribution of the data. Based on Haarnoja et al. [35], Reddy et al. [36], Garg et al. [37] uses the Boltzmann distribution for offline learning, training the policy to follow actions with higher value in the imitation learning domain [38, 39]. Kostrikov et al. [29] and Xiao et al. [40] argue that the optimality of data can be improved by using expectile regression and in-sample SoftMax, respectively. Additionally, methods that learn the value function from the return of the data in a supervised manner have been proposed [41, 28, 42, 43].

5.3 Value Function Shaping

In offline RL, imposing constraints on the policy can decrease the performance, thus Kumar et al. [21], Lyu et al. [44] impose penalties on out-of-distribution actions by structuring the learned value function as a lower bound to the actual values. Additionally, Fakoor et al. [45] addresses the issue by imposing a policy constraint based on divergence and suppressing overly optimistic estimations on the value function, thereby preventing excessive expansion of the value function. Moreover, Wu et al. [46] predicts the instability of actions through the variance of the value function, imposing penalties on the out-of-distribution actions, while Lyu et al. [30] replaces the Q values for out-of-distribution actions with pseudo Q -values and Agarwal et al. [47], An et al. [48], Bai et al. [49], Lee et al. [50] mitigates the instability of learning the value function by applying ensemble techniques. In addition, Ghosh et al. [51] interprets the changes in MDP from a Bayesian perspective through the value function, thereby conducting adaptive policy learning.

6 Conclusion

To mitigate overestimation error in offline RL, this paper focuses on exclusive penalty control, which selectively gives the penalty for states where policy actions are insufficient in the dataset. Furthermore, we propose a prioritized dataset to enhance the efficiency of reducing unnecessary bias due to the penalty. As a result, our proposed method, EPQ, successfully reduces the overestimation error arising from distributional shift, while avoiding underestimation error due to the penalty. This significantly reduces estimation bias in offline learning, resulting in substantial performance improvements across various D4RL tasks.

Acknowledgements

This work was supported in part by Institute of Information & Communications Technology Planning & Evaluation (IITP) grant funded by the Korea government (MSIT) (No.2022-0-00469, Development of Core Technologies for Task-oriented Reinforcement Learning for Commercialization of Autonomous Drones) and in part by IITP grant funded by the Korea government (MSIT) (No. RS-2022-00156361, Innovative Human Resource Development for Local Intellectualization(UNIST)) and in part by Artificial Intelligence Graduate School support (UNIST), IITP grant funded by the Korea government (MSIT) (No.2020-0-01336).

References

- [1] John Schulman, Filip Wolski, Prafulla Dhariwal, Alec Radford, and Oleg Klimov. Proximal policy optimization algorithms. [arXiv preprint arXiv:1707.06347](#), 2017.
- [2] Timothy P Lillicrap, Jonathan J Hunt, Alexander Pritzel, Nicolas Heess, Tom Erez, Yuval Tassa, David Silver, and Daan Wierstra. Continuous control with deep reinforcement learning. [arXiv preprint arXiv:1509.02971](#), 2015.
- [3] Scott Fujimoto, Herke Hoof, and David Meger. Addressing function approximation error in actor-critic methods. In [International conference on machine learning](#), pages 1587–1596. PMLR, 2018.
- [4] Tuomas Haarnoja, Aurick Zhou, Pieter Abbeel, and Sergey Levine. Soft actor-critic: Off-policy maximum entropy deep reinforcement learning with a stochastic actor. In [International conference on machine learning](#), pages 1861–1870. PMLR, 2018.
- [5] Seungyul Han and Youngchul Sung. Dimension-wise importance sampling weight clipping for sample-efficient reinforcement learning. In [International Conference on Machine Learning](#), pages 2586–2595. PMLR, 2019.
- [6] Seungyul Han and Youngchul Sung. Diversity actor-critic: Sample-aware entropy regularization for sample-efficient exploration. In [International Conference on Machine Learning](#), pages 4018–4029. PMLR, 2021.
- [7] Rong-Jun Qin, Xingyuan Zhang, Songyi Gao, Xiong-Hui Chen, Zewen Li, Weinan Zhang, and Yang Yu. Neorl: A near real-world benchmark for offline reinforcement learning. [Advances in Neural Information Processing Systems](#), 35:24753–24765, 2022.
- [8] Gaoyue Zhou, Liyiming Ke, Siddhartha Srinivasa, Abhinav Gupta, Aravind Rajeswaran, and Vikash Kumar. Real world offline reinforcement learning with realistic data source. In [2023 IEEE International Conference on Robotics and Automation \(ICRA\)](#), pages 7176–7183. IEEE, 2023.
- [9] Haoran Tang, Rein Houthooft, Davis Foote, Adam Stooke, OpenAI Xi Chen, Yan Duan, John Schulman, Filip DeTurck, and Pieter Abbeel. # exploration: A study of count-based exploration for deep reinforcement learning. [Advances in neural information processing systems](#), 30, 2017.
- [10] Zhang-Wei Hong, Tzu-Yun Shann, Shih-Yang Su, Yi-Hsiang Chang, Tsu-Jui Fu, and Chun-Yi Lee. Diversity-driven exploration strategy for deep reinforcement learning. [Advances in neural information processing systems](#), 31, 2018.
- [11] Seungyul Han and Youngchul Sung. A max-min entropy framework for reinforcement learning. [Advances in Neural Information Processing Systems](#), 34:25732–25745, 2021.
- [12] Yonghyeon Jo, Sunwoo Lee, Junghyuk Yeom, and Seungyul Han. Fox: Formation-aware exploration in multi-agent reinforcement learning. In [Proceedings of the AAAI Conference on Artificial Intelligence](#), volume 38, pages 12985–12994, 2024.
- [13] Martin Pecka and Tomas Svoboda. Safe exploration techniques for reinforcement learning—an overview. In [Modelling and Simulation for Autonomous Systems: First International Workshop, MESAS 2014, Rome, Italy, May 5-6, 2014, Revised Selected Papers 1](#), pages 357–375. Springer, 2014.

- [14] Jongseong Chae, Seungyul Han, Whiyoung Jung, Myungsik Cho, Sungho Choi, and Youngchul Sung. Robust imitation learning against variations in environment dynamics. In International Conference on Machine Learning, pages 2828–2852. PMLR, 2022.
- [15] Sergey Levine, Aviral Kumar, George Tucker, and Justin Fu. Offline reinforcement learning: Tutorial, review, and perspectives on open problems. arXiv preprint arXiv:2005.01643, 2020.
- [16] Aviral Kumar, Joey Hong, Anikait Singh, and Sergey Levine. When should we prefer offline reinforcement learning over behavioral cloning? arXiv preprint arXiv:2204.05618, 2022.
- [17] Scott Fujimoto, David Meger, and Doina Precup. Off-policy deep reinforcement learning without exploration. In International conference on machine learning, pages 2052–2062. PMLR, 2019.
- [18] Michael Bain and Claude Sammut. A framework for behavioural cloning. In Machine Intelligence 15, pages 103–129, 1995.
- [19] Aviral Kumar, Justin Fu, Matthew Soh, George Tucker, and Sergey Levine. Stabilizing off-policy q-learning via bootstrapping error reduction. Advances in Neural Information Processing Systems, 32, 2019.
- [20] Yifan Wu, George Tucker, and Ofir Nachum. Behavior regularized offline reinforcement learning. arXiv preprint arXiv:1911.11361, 2019.
- [21] Aviral Kumar, Aurick Zhou, George Tucker, and Sergey Levine. Conservative q-learning for offline reinforcement learning. Advances in Neural Information Processing Systems, 33: 1179–1191, 2020.
- [22] Haoran Xu, Xianyuan Zhan, and Xiangyu Zhu. Constraints penalized q-learning for safe offline reinforcement learning. In Proceedings of the AAAI Conference on Artificial Intelligence, volume 36, pages 8753–8760, 2022.
- [23] Justin Fu, Aviral Kumar, Ofir Nachum, George Tucker, and Sergey Levine. D4rl: Datasets for deep data-driven reinforcement learning. arXiv preprint arXiv:2004.07219, 2020.
- [24] Greg Brockman, Vicki Cheung, Ludwig Pettersson, Jonas Schneider, John Schulman, Jie Tang, and Wojciech Zaremba. Openai gym. arXiv preprint arXiv:1606.01540, 2016.
- [25] Denis Yarats, David Brandfonbrener, Hao Liu, Michael Laskin, Pieter Abbeel, Alessandro Lazaric, and Lerrel Pinto. Don’t change the algorithm, change the data: Exploratory data for offline reinforcement learning. arXiv preprint arXiv:2201.13425, 2022.
- [26] Emanuel Todorov, Tom Erez, and Yuval Tassa. Mujoco: A physics engine for model-based control. In 2012 IEEE/RSJ international conference on intelligent robots and systems, pages 5026–5033. IEEE, 2012.
- [27] Scott Fujimoto and Shixiang Shane Gu. A minimalist approach to offline reinforcement learning. Advances in neural information processing systems, 34:20132–20145, 2021.
- [28] David Brandfonbrener, Will Whitney, Rajesh Ranganath, and Joan Bruna. Offline rl without off-policy evaluation. Advances in neural information processing systems, 34:4933–4946, 2021.
- [29] Ilya Kostrikov, Ashvin Nair, and Sergey Levine. Offline reinforcement learning with implicit q-learning. arXiv preprint arXiv:2110.06169, 2021.
- [30] Jiafei Lyu, Xiaoteng Ma, Xiu Li, and Zongqing Lu. Mildly conservative q-learning for offline reinforcement learning. Advances in Neural Information Processing Systems, 35:1711–1724, 2022.
- [31] Xiao Ma, Bingyi Kang, Zhongwen Xu, Min Lin, and Shuicheng Yan. Mutual information regularized offline reinforcement learning. Advances in Neural Information Processing Systems, 36, 2024.

- [32] Tianhe Yu, Aviral Kumar, Rafael Rafailov, Aravind Rajeswaran, Sergey Levine, and Chelsea Finn. Combo: Conservative offline model-based policy optimization. Advances in neural information processing systems, 34:28954–28967, 2021.
- [33] Tom Schaul, John Quan, Ioannis Antonoglou, and David Silver. Prioritized experience replay. arXiv preprint arXiv:1511.05952, 2015.
- [34] Marcin Andrychowicz, Filip Wolski, Alex Ray, Jonas Schneider, Rachel Fong, Peter Welinder, Bob McGrew, Josh Tobin, OpenAI Pieter Abbeel, and Wojciech Zaremba. Hindsight experience replay. Advances in neural information processing systems, 30, 2017.
- [35] Tuomas Haarnoja, Haoran Tang, Pieter Abbeel, and Sergey Levine. Reinforcement learning with deep energy-based policies. In International conference on machine learning, pages 1352–1361. PMLR, 2017.
- [36] Siddharth Reddy, Anca D Dragan, and Sergey Levine. Sqil: Imitation learning via reinforcement learning with sparse rewards. arXiv preprint arXiv:1905.11108, 2019.
- [37] Divyansh Garg, Shuvam Chakraborty, Chris Cundy, Jiaming Song, and Stefano Ermon. Iq-learn: Inverse soft-q learning for imitation. Advances in Neural Information Processing Systems, 34: 4028–4039, 2021.
- [38] Jonathan Ho and Stefano Ermon. Generative adversarial imitation learning. Advances in neural information processing systems, 29, 2016.
- [39] Sungho Choi, Seungyul Han, Woojun Kim, Jongseong Chae, Whiyoung Jung, and Youngchul Sung. Domain adaptive imitation learning with visual observation. Advances in Neural Information Processing Systems, 36, 2024.
- [40] Chenjun Xiao, Han Wang, Yangchen Pan, Adam White, and Martha White. The in-sample softmax for offline reinforcement learning. arXiv preprint arXiv:2302.14372, 2023.
- [41] Ajay Mandlekar, Fabio Ramos, Byron Boots, Silvio Savarese, Li Fei-Fei, Animesh Garg, and Dieter Fox. Iris: Implicit reinforcement without interaction at scale for learning control from offline robot manipulation data. In 2020 IEEE International Conference on Robotics and Automation (ICRA), pages 4414–4420. IEEE, 2020.
- [42] Scott Emmons, Benjamin Eysenbach, Ilya Kostrikov, and Sergey Levine. Rvs: What is essential for offline rl via supervised learning? arXiv preprint arXiv:2112.10751, 2021.
- [43] Zifeng Zhuang, Kun Lei, Jinxin Liu, Donglin Wang, and Yilang Guo. Behavior proximal policy optimization. arXiv preprint arXiv:2302.11312, 2023.
- [44] Jiafei Lyu, Xiaoteng Ma, Xiu Li, and Zongqing Lu. Mildly conservative q-learning for offline reinforcement learning. Advances in Neural Information Processing Systems, 35:1711–1724, 2022.
- [45] Rasool Fakoor, Jonas W Mueller, Kavosh Asadi, Pratik Chaudhari, and Alexander J Smola. Continuous doubly constrained batch reinforcement learning. Advances in Neural Information Processing Systems, 34:11260–11273, 2021.
- [46] Yue Wu, Shuangfei Zhai, Nitish Srivastava, Joshua Susskind, Jian Zhang, Ruslan Salakhutdinov, and Hanlin Goh. Uncertainty weighted actor-critic for offline reinforcement learning. arXiv preprint arXiv:2105.08140, 2021.
- [47] Rishabh Agarwal, Dale Schuurmans, and Mohammad Norouzi. An optimistic perspective on offline reinforcement learning. In International Conference on Machine Learning, pages 104–114. PMLR, 2020.
- [48] Gaon An, Seungyong Moon, Jang-Hyun Kim, and Hyun Oh Song. Uncertainty-based offline reinforcement learning with diversified q-ensemble. Advances in neural information processing systems, 34:7436–7447, 2021.

- [49] Chenjia Bai, Lingxiao Wang, Zhuoran Yang, Zhihong Deng, Animesh Garg, Peng Liu, and Zhaoran Wang. Pessimistic bootstrapping for uncertainty-driven offline reinforcement learning. arXiv preprint arXiv:2202.11566, 2022.
- [50] Seunghyun Lee, Younggyo Seo, Kimin Lee, Pieter Abbeel, and Jinwoo Shin. Offline-to-online reinforcement learning via balanced replay and pessimistic q-ensemble. In Conference on Robot Learning, pages 1702–1712. PMLR, 2022.
- [51] Dibya Ghosh, Anurag Ajay, Pulkit Agrawal, and Sergey Levine. Offline rl policies should be trained to be adaptive. In International Conference on Machine Learning, pages 7513–7530. PMLR, 2022.
- [52] Volodymyr Mnih, Koray Kavukcuoglu, David Silver, Alex Graves, Ioannis Antonoglou, Daan Wierstra, and Martin Riedmiller. Playing atari with deep reinforcement learning. arXiv preprint arXiv:1312.5602, 2013.
- [53] Diederik P Kingma and Max Welling. Auto-encoding variational bayes. arXiv preprint arXiv:1312.6114, 2013.
- [54] Nitin Bhatia et al. Survey of nearest neighbor techniques. arXiv preprint arXiv:1007.0085, 2010.
- [55] Rui Yang, Chenjia Bai, Xiaoteng Ma, Zhaoran Wang, Chongjie Zhang, and Lei Han. Rorl: Robust offline reinforcement learning via conservative smoothing. Advances in neural information processing systems, 35:23851–23866, 2022.
- [56] Tuomas Haarnoja, Aurick Zhou, Kristian Hartikainen, George Tucker, Sehoon Ha, Jie Tan, Vikash Kumar, Henry Zhu, Abhishek Gupta, Pieter Abbeel, et al. Soft actor-critic algorithms and applications. arXiv preprint arXiv:1812.05905, 2018.

A Proof

Theorem 3.1 We denote the Q -function converged from the Q -update of EPQ using the proposed penalty \mathcal{P}_τ in (3) by \hat{Q}^π . Then, the expected value of \hat{Q}^π underestimates the expected true policy value, i.e., $\mathbb{E}_{a \sim \pi}[\hat{Q}^\pi(s, a)] \leq \mathbb{E}_{a \sim \pi}[Q^\pi(s, a)]$, $\forall s \in D$, with high probability $1 - \delta$ for some $\delta \in (0, 1)$, if the penalizing factor α is sufficiently large. Furthermore, the proposed penalty reduces the average penalty for policy actions compared to the average penalty of CQL.

A.1 Proof of Theorem 3.1

Proof of Theorem 3.1 basically follows the proof of Theorem 3.2 in Kumar et al. [21] since \mathcal{P}_τ multiplies the penalty control factor $f_\tau^{\pi, \hat{\beta}}(s)$ to the penalty of CQL. At each k -th iteration, Q -function is updated by equation (4), then

$$Q_{k+1}(s, a) \leftarrow \hat{\mathcal{B}}^\pi Q_k(s, a) - \alpha \mathcal{P}_\tau, \quad \forall s, a, \quad (\text{A.1})$$

where $\hat{\mathcal{B}}^\pi$ is the estimation of the true Bellman operator \mathcal{B}^π based on data samples. It is known that the error between the estimated Bellman operator $\hat{\mathcal{B}}^\pi$ and the true Bellman operator is bounded with high probability of $1 - \delta$ for some $\delta \in (0, 1)$ as $|(\mathcal{B}^\pi Q)(s, a) - (\hat{\mathcal{B}}^\pi Q)(s, a)| \leq \xi^\delta(s, a)$, $\forall s, a$, where ξ^δ is a positive constant related to the given dataset D , the discount factor γ , and the transition probability P [21]. Then, with high probability $1 - \delta$,

$$Q_{k+1}(s, a) \leftarrow \mathcal{B}^\pi Q_k(s, a) - \alpha \mathcal{P}_\tau + \xi^\delta(s, a), \quad \forall s, a, \quad (\text{A.2})$$

Now, with the state value function $V(s) := \mathbb{E}_{a \sim \pi(\cdot|s)}[Q(s, a)]$

$$\begin{aligned} V_{k+1}(s) &= \mathbb{E}_{a \sim \pi(\cdot|s)}[Q_{k+1}(s, a)] = \mathcal{B}^\pi V_k - \alpha \mathbb{E}_{a \sim \pi}[\mathcal{P}_\tau] + \xi^\delta(s, a) \\ &= \mathcal{B}^\pi V_k(s) - \alpha \mathbb{E}_{a \sim \pi} \left[f_\tau^{\pi, \hat{\beta}}(s) \cdot \left(\frac{\pi(a|s)}{\hat{\beta}(a|s)} - 1 \right) + \mathbb{E}_{a \sim \pi}[\xi^\delta(s, a)] \right] \\ &= \mathcal{B}^\pi V_k(s) - \alpha \Delta_{EPQ}^\pi(s) + \mathbb{E}_{a \sim \pi}[\xi^\delta(s, a)] \end{aligned} \quad (\text{A.3})$$

Upon repeated iteration, V_{k+1} converges to $V_\infty(s) = V^\pi(s) + (I - \gamma P^\pi)^{-1} \cdot \{-\alpha \Delta_{EPQ}^\pi(s) + \mathbb{E}_{a \sim \pi}[\xi^\delta(s, a)]\}$ based on the fixed point theorem, where $\Delta_{EPQ}^\pi(s) := \mathbb{E}_{a \sim \pi}[\mathcal{P}_\tau]$ is the average penalty for policy π , I is the identity matrix, and P^π is the state transition matrix where the policy π is given. Here, we can show that the average penalty $\Delta_{EPQ}^\pi(s)$ is positive as follows:

$$\begin{aligned} \Delta_{EPQ}^\pi(s) &= \mathbb{E}_{a \sim \pi} \left[f_\tau^{\pi, \hat{\beta}}(s) \cdot \left(\frac{\pi(a|s)}{\hat{\beta}(a|s)} - 1 \right) \right] \\ &= f_\tau^{\pi, \hat{\beta}}(s) \left[\sum_{a \in \mathcal{A}} \pi(a|s) \left(\frac{\pi(a|s)}{\hat{\beta}(a|s)} - 1 \right) - \underbrace{\sum_{a \in \mathcal{A}} \hat{\beta}(a|s) \left(\frac{\pi(a|s)}{\hat{\beta}(a|s)} - 1 \right)}_{=0} \right] \\ &= f_\tau^{\pi, \hat{\beta}}(s) \cdot \sum_{a \in \mathcal{A}} \frac{(\pi(a|s) - \hat{\beta}(a|s))^2}{\hat{\beta}(a|s)} \geq 0, \end{aligned} \quad (\text{A.4})$$

where the equality in (A.4) satisfies when $\pi = \hat{\beta}$ or $f_\tau^{\pi, \hat{\beta}} = 0$. Given that V_{k+1} converges to $V_\infty = V^\pi(s) + (I - \gamma P^\pi)^{-1} \cdot \{-\alpha \Delta_{EPQ}^\pi(s) + \mathbb{E}_{a \sim \pi}[\xi^\delta(s, a)]\}$, choosing the penalizing constant α that satisfies $\alpha \geq \max_{s, a \in D}[\xi^\delta(s, a)] \cdot \max_{s \in D}(\Delta_{EPQ}^\pi(s))^{-1}$ will satisfy,

$$\begin{aligned} & -\alpha \cdot \Delta_{EPQ}^\pi(s) + \mathbb{E}_{a \sim \pi}[\xi^\delta(s, a)] \\ & \leq -\max_{s, a \in D}[\xi^\delta(s, a)] \cdot \underbrace{\max_{s \in D}(\Delta_{EPQ}^\pi(s))^{-1}}_{\geq 1} \cdot \Delta_{EPQ}^\pi(s) + \mathbb{E}_{a \sim \pi}[\xi^\delta(s, a)] \\ & \leq -\max_{s, a \in D}[\xi^\delta(s, a)] + \mathbb{E}_{a \sim \pi}[\xi^\delta(s, a)] \leq 0, \quad \forall s, \end{aligned} \quad (\text{A.5})$$

Since $I - \gamma P^\pi$ is non-singular M -matrix and the inverse of non-singular M -matrix is non-negative, i.e., all elements of $(I - \gamma P^\pi)^{-1}$ are non-negative, $V_\infty(s) = V^\pi(s) + (I - \gamma P^\pi)^{-1} \cdot \{-\alpha \Delta_{EPQ}^\pi(s) + \mathbb{E}_{a \sim \pi}[\xi^\delta(s, a)]\} \leq V^\pi(s)$, $\forall s$. Therefore, V_∞ underestimates the true value function V^π if the penalizing constant α satisfies $\alpha \geq \max_{s, a \in D}[\xi^\delta(s, a)] \cdot \max_{s \in D}(\Delta_{EPQ}^\pi(s))^{-1}$. In addition, according to [21], the average penalty of CQL for policy actions can be represented as $\Delta_{CQL}^\pi(s) = \mathbb{E}_{a \sim \pi}[\frac{\pi}{\hat{\beta}} - 1]$. Thus, $\Delta_{EPQ}^\pi(s) = f_{\tau, \hat{\beta}}^{\pi, \hat{\beta}}(s) \Delta_{CQL}^\pi(s)$ and $f_{\tau, \hat{\beta}}^{\pi, \hat{\beta}}(s) \leq 1$ from the definition in (2), so $0 \leq \Delta_{EPQ}^\pi(s) \leq \Delta_{CQL}^\pi(s)$. In addition, if $\pi = \hat{\beta}$, then $0 = \Delta_{EPQ}^{\hat{\beta}}(s) = \Delta_{CQL}^{\hat{\beta}}(s)$ from the equality condition in (A.4), which indicates that the average penalty for data actions is 0 for both EPQ and CQL. ■

B Implementation Details

In this section, we provide the implementation details of the proposed EPQ. First of all, we provide a detailed derivation of the final Q -loss function(4) of EPQ in Section B.1. Next, we introduce a practical implementation of EPQ to compute the loss functions for the parameterized policy and Q -function in Section B.2. In addition, to calculate loss functions in Section B.2, we provide the additional implementation details in Appendices B.3, B.4, and B.5. We conduct our experiments on a single server equipped with an Intel Xeon Gold 6336Y CPU and one NVIDIA RTX A5000 GPU, and we compare the running time of EPQ with other baseline algorithms in Section B.6. For additional hyperparameters in the practical implementation of EPQ, we provide detailed hyperparameter setup and additional ablation studies in Appendix C and Appendix D, respectively.

B.1 Detailed Derivation of Q -Loss Function

In Section 3.3, the final Q -loss function with the proposed penalty $\mathcal{P}_{\tau, PD} = f_{\tau}^{\pi, \hat{\beta}}(\frac{\pi}{\hat{\beta}Q} - 1)$ is given by $L(Q) = \frac{1}{2}\mathbb{E}_{s, s' \sim D, a \sim \hat{\beta}Q} [(Q - \{\mathcal{B}^{\pi}Q - \alpha\mathcal{P}_{\tau, PD}\})^2]$. In this section, we provide a more detailed calculation of $L(Q)$ to obtain (4) as follows:

$$\begin{aligned}
L(Q) &= \frac{1}{2}\mathbb{E}_{s, s' \sim D, a \sim \hat{\beta}Q} [(Q - \{\mathcal{B}^{\pi}Q - \alpha\mathcal{P}_{\tau, PD}\})^2] \\
&= \frac{1}{2}\mathbb{E}_{s, s' \sim D, a \sim \hat{\beta}Q} [(Q - \mathcal{B}^{\pi}Q)^2] + \alpha\mathbb{E}_{s, s' \sim D, a \sim \hat{\beta}Q} [\mathcal{P}_{\tau, PD} \cdot Q] + C \\
&= \frac{1}{2}\mathbb{E}_{s, s' \sim D, a \sim \hat{\beta}Q} [(Q - \mathcal{B}^{\pi}Q)^2] + \alpha\mathbb{E}_{s, s' \sim D, a \sim \hat{\beta}Q} \left[f_{\tau}^{\pi, \hat{\beta}} \left(\frac{\pi}{\hat{\beta}Q} - 1 \right) Q \right] + C \\
&= \frac{1}{2}\mathbb{E}_{s, s' \sim D, a \sim \hat{\beta}Q} [(Q - \mathcal{B}^{\pi}Q)^2] + \alpha\mathbb{E}_{s, s' \sim D} \left[\int_{a \in \mathcal{A}} \hat{\beta}^Q f_{\tau}^{\pi, \hat{\beta}} \left(\frac{\pi}{\hat{\beta}Q} - 1 \right) Q da \right] + C \\
&= \frac{1}{2}\mathbb{E}_{s, s' \sim D, a \sim \hat{\beta}Q} [(Q - \mathcal{B}^{\pi}Q)^2] + \alpha\mathbb{E}_{s, s' \sim D} \left[\int_{a \in \mathcal{A}} f_{\tau}^{\pi, \hat{\beta}} (\pi - \hat{\beta}Q) Q da \right] + C \\
&= \frac{1}{2}\mathbb{E}_{s, s' \sim D, a \sim \hat{\beta}Q} [(Q - \mathcal{B}^{\pi}Q)^2] + \alpha\mathbb{E}_{s, s' \sim D} \left[\int_{a' \in \mathcal{A}} \pi f_{\tau}^{\pi, \hat{\beta}} Q da' - \int_{a \in \mathcal{A}} \hat{\beta}^Q f_{\tau}^{\pi, \hat{\beta}} Q da \right] + C \\
&= \frac{1}{2}\mathbb{E}_{s, s' \sim D, a \sim \hat{\beta}Q} [(Q - \mathcal{B}^{\pi}Q)^2] + \alpha\mathbb{E}_{s, s' \sim D} \left[\mathbb{E}_{a' \sim \pi} [f_{\tau}^{\pi, \hat{\beta}} Q] - \mathbb{E}_{a \sim \hat{\beta}Q} [f_{\tau}^{\pi, \hat{\beta}} Q] \right] + C \\
&= \frac{1}{2}\mathbb{E}_{s, s' \sim D, a \sim \hat{\beta}Q} [(Q - \mathcal{B}^{\pi}Q)^2] + \alpha\mathbb{E}_{s, s' \sim D, a \sim \hat{\beta}Q} \left[\mathbb{E}_{a' \sim \pi} [f_{\tau}^{\pi, \hat{\beta}} Q] - f_{\tau}^{\pi, \hat{\beta}} Q \right] + C \\
&\stackrel{(*)}{=} \mathbb{E}_{s, s' \sim D, a \sim \hat{\beta}} \left[\frac{\hat{\beta}^Q}{\hat{\beta}} \cdot \left\{ \frac{1}{2} (Q - \mathcal{B}^{\pi}Q)^2 + \alpha f_{\tau}^{\pi, \hat{\beta}} \cdot (\mathbb{E}_{a' \sim \pi} [Q] - Q) \right\} \right] + C \\
&= \mathbb{E}_{s, s' \sim D, a \sim \hat{\beta}, a' \sim \pi} \left[w_{s, a}^Q \cdot \left\{ \frac{1}{2} (Q(s, a) - \mathcal{B}^{\pi}Q(s, a))^2 + \alpha f_{\tau}^{\pi, \hat{\beta}}(s) (Q(s, a') - Q(s, a)) \right\} \right] + C,
\end{aligned}$$

where C is the remaining constant term that can be ignored for the Q -update since $\mathcal{B}^{\pi}Q$ is the fixed target value. For (*), we apply the IS technique, which states that $\mathbb{E}_{x \sim p}[f(x)] = \mathbb{E}_{x \sim q} \left[\frac{p(x)}{q(x)} f(x) \right]$ for any probability distributions p and q , and arbitrary function f , and $w_{s, a}^Q = \frac{\hat{\beta}^Q(a|s)}{\hat{\beta}(a|s)} = \frac{\exp(Q(s, a))}{\mathbb{E}_{a' \sim \hat{\beta}(\cdot|s)}[\exp(Q(s, a'))]}$ is the importance sampling (IS) ratio between $\hat{\beta}^Q$ and $\hat{\beta}$.

B.2 Practical Implementation for EPQ

Our implementation basically follows the setup of CQL [21]. We use the Gaussian policy π with a $\text{Tanh}(\cdot)$ layer proposed by Haarnoja et al. [4], and parameterize the policy π and Q -function using neural network parameters ϕ and θ , respectively. Then, we update the policy to maximize Q_θ with its entropy $\mathcal{H}(\pi_\phi) = \mathbb{E}_{\pi_\phi}[-\log \pi_\phi]$, following the maximum entropy principle [4] as explained in Section 3.3, to account for stochastic policies. Then, we can redefine the policy loss function $L(\pi)$ defined in (5) as the policy loss function $L_\pi(\phi)$ for policy parameter ϕ , given by

$$L_\pi(\phi) = \mathbb{E}_{s \sim D, a \sim \pi_\phi}[-Q_\theta(s, a) + \log \pi_\phi(a|s)]. \quad (\text{B.1})$$

For the Q -loss function in (4), we use the IS ratio $w_{s,a}^Q$ in (4) to account for prioritized sampling based on $\hat{\beta}^Q$. However, $\hat{\beta}^Q$ discards samples with low IS weights, which can reduce sample efficiency. To address this, we utilize the clipped IS weight $\max(c_{\min}, w_{s,a}^Q)$, where $c_{\min} \in (0, 1]$ is the IS clipping constant. This clipped IS weight is multiplied only to the term $(Q(s, a) - \mathcal{B}^\pi Q(s, a))^2$ in (4) to ensure that we can exploit all data samples for Q -learning while preserving the proposed penalty. The detailed analysis for c_{\min} is provided in Appendix D. In addition, the optimal policy that maximizes (B.1) follows the Boltzmann distribution, proportional to $\exp(Q_\theta(s, \cdot))$. It has been proven in Kumar et al. [21] that the optimal policy satisfies $\mathbb{E}_{a \sim \pi}[Q_\theta(s, a)] + H(\pi) = \log \sum_{a \in \mathcal{A}} \exp Q_\theta(s, a)$, so we can replace the $\mathbb{E}_{a' \sim \pi}[Q_\theta(s, a')]$ term in (4) with $\log \sum_{a' \in \mathcal{A}} \exp Q_\theta(s, a')$, given that $H(\pi)$ does not depend on the Q -function. The Bellman operator \mathcal{B}^π can be estimated by samples in the dataset as $\mathcal{B}^\pi Q_\theta \approx r(s, a) + \mathbb{E}_{a' \sim \pi} Q_{\bar{\theta}}(s', a')$, where $\bar{\theta}$ is the parameter of the target Q -function. The target network is updated using exponential moving average (EMA) with temperature $\eta_{\bar{\theta}} = 0.005$, as proposed in the deep Q-network (DQN) [52]. Finally, by applying IS clipping and $\log \sum_a \exp Q$ to the Q -loss function (4) and redefining it as the value loss function for the value parameter θ , we obtain the following refined value loss function $L_Q(\theta)$ as follows:

$$L_Q(\theta) = \frac{1}{2} \mathbb{E}_{s, a, s' \sim D} \left[\max(c_{\min}, w_{s,a}^Q) \cdot (r(s, a) + \mathbb{E}_{a' \sim \pi} Q_{\bar{\theta}}(s', a') - Q_\theta(s, a))^2 \right] \quad (\text{B.2})$$

$$+ \alpha \mathbb{E}_{s, a \sim D} \left[w_{s,a}^Q f_\tau^{\pi, \hat{\beta}}(s) \left(\log \sum_{a' \in \mathcal{A}} Q_\theta(s, a') - Q_\theta(s, a) \right) \right],$$

where $\hat{\beta}$ is pre-trained by behavior cloning (BC) [18, 53] to compute $f_\tau^{\pi, \hat{\beta}}$. The parameters ϕ and θ are updated to minimize their loss functions $L_\pi(\phi)$ and $L_Q(\theta)$ with learning rate η_ϕ and η_θ , respectively. Detailed implementations for estimating the behavior policy $\hat{\beta}$, the IS weight $w_{s,a}^Q$, and $\log \sum_a \exp Q$ are provided in Appendices B.3, B.4, and B.5, respectively.

B.3 Behavior Policy Estimation Based on Variational Auto-Encoder

In Section B.2, we estimate the behavior policy β that generates the data samples in D necessary for calculating the penalty adaptation factor $f_\tau^{\pi, \hat{\beta}}$ in equation (2). To estimate the behavior policy $\hat{\beta}$, we employ the variational auto-encoder (VAE), one of the most representative variational inference methods, to approximate the underlying distribution of a large dataset based on the variational lower bound [53]. In the context of VAE, we define an encoder model $p_\psi(z|s, a)$ and a decoder model $q_\psi(a|z, s)$ parameterized by ψ , where z is the latent variable whose prior distribution $p(z)$ follows the multivariate normal distribution, i.e., $p(z) \sim N(0, I)$. Assuming independence among all data samples, we can derive the variational lower bound for the likelihood of β as proposed by Kingma and Welling [53]:

$$\log \beta(a|s) \geq \underbrace{\mathbb{E}_{z \sim p_\psi(\cdot|s, a)}[\log q_\psi(a|z, s)] - D_{KL}(p_\psi(z|s, a)||p(z))}_{\text{the variational lower bound}}, \quad \forall s, a \in D \quad (\text{B.3})$$

where $D_{KL}(p||q) = \mathbb{E}_p[\log p - \log q]$ is the Kullback-Leibler (KL) divergence between two distributions p and q . In this paper, since we consider the deterministic decoder $q_\psi(z, s)$, the formal term $\mathbb{E}_{z \sim p_\psi(\cdot|s, a)}[\log q_\psi(a|z, s)]$ can be replaced with the mean square error (MSE) as $\mathbb{E}_{z \sim p_\psi(\cdot|s, a)}[\log q_\psi(a|z, s)] \approx \mathbb{E}_{z \sim p_\psi(\cdot|s, a)}[(q_\psi(z, s) - a)^2]$. At each k -th iteration, we update the parameter ψ of VAE to maximize the lower bound in equation (B.3). The $\log \beta$ can be estimated using the variational lower-bound in (B.3) to obtain $f_\tau^{\pi, \hat{\beta}}$. The hyperparameter setup for the VAE is provided in Table 2.

Table 2: Hyperparameter setup for VAE

VAE Hyperparameters	
z dimension	2· state dimension
Hidden activation function	ReLU Layer (512, 2 · z dim.)
Encoder network p_ψ	(512,512) (state dim. + action dim., 512) (512, action dim.)
Decoder network q_ψ	(512,512) (z dim. + state dim., 512)

B.4 Implementation of IS Weight $w_{s,a}^Q$

In order to consider the prioritized data distribution $\hat{\beta}^Q$ proposed in Section 3.3, we use the importance sampling (IS) weight defined by

$$w_{s,a}^Q = \frac{\hat{\beta}^Q(a|s)}{\hat{\beta}(a|s)} = \frac{\exp(Q(s, a))}{\mathbb{E}_{a' \sim \hat{\beta}(\cdot|s)}[\exp(Q(s, a'))]}, \forall s, a \in D. \quad (\text{B.4})$$

Since the computation of $\mathbb{E}_{a' \sim \hat{\beta}(\cdot|s)}$ makes it difficult to know the exact possible action set for state s , we approximately estimate the IS weight based on clustering as follows:

$$w_{s,a}^Q = \frac{\exp(Q(s, a))}{\mathbb{E}_{a' \sim \hat{\beta}(\cdot|s)}[\exp(Q(s, a'))]} \approx \frac{\exp(Q(s, a))}{\frac{1}{|\mathcal{C}_{s,a}|} \sum_{(s', a') \in \mathcal{C}_{s,a}} \exp(Q(s', a'))}}, \forall s, a \in D. \quad (\text{B.5})$$

Here, $\mathcal{C}_{s,a}$ is the cluster that contains data samples adjacent to (s, a) , defined by

$$\mathcal{C}_{s,a} = \{(s', a') \in D \mid \|s - s'\|_2 \leq \epsilon \cdot \bar{d}_{\text{closest}}\}, \quad (\text{B.6})$$

where the cluster $\mathcal{C}_{s,a}$ can be directly obtained using the nearest neighbor (NN) algorithm [54] provided in the Python library. $\epsilon \cdot \bar{d}_{\text{closest}}$ is the radius of the cluster, and \bar{d}_{closest} is the average distance between the closest states from each task. In our implementation, we control the radius parameter $\epsilon > 0$ to adjust the number of adjacent samples for the estimation of IS Weight $w_{s,a}^Q$. In addition, using the Q -function in the IS weight term makes the learning unstable since the Q -function continuously changes as the learning progresses. Thus, instead of the Q -function, we use the regularized empirical return G_t/ζ for each state-action pair obtained by the trajectories stored in D , where $\zeta > 0$ is the regularizing temperature. Upon the increase of ζ , the returned difference between adjacent samples in the cluster decreases, so the effect of prioritization can be reduced. The detailed analysis for ϵ and ζ is provided in Appendix D.

B.5 Implementation of Q -loss Function

In equation (B.2), the final Q -loss function of proposed EPQ is given by

$$L_Q(\theta) = \frac{1}{2} \mathbb{E}_{s,a,s' \sim D} [\max(c_{\min}, w_{s,a}^Q (r(s,a) + \mathbb{E}_{a' \sim \pi} \gamma Q_{\bar{\theta}}(s', a') - Q_{\theta}(s,a))^2] \\ + \alpha \mathbb{E}_{s,a \sim D} \left[w_{s,a}^Q f_{\tau}^{\pi, \hat{\beta}}(s) \left(\log \sum_{a' \in \mathcal{A}} \exp Q_{\theta}(s, a') - Q_{\theta}(s, a) \right) \right].$$

Here, we can estimate $\log \sum_a \exp Q(s, a)$ based on the method proposed in CQL [21] as follows:

$$\log \sum_a \exp Q(s, a) = \log \left(\frac{1}{2} \sum_a \pi(a|s) \{ \exp(Q(s, a) - \log \pi(a|s)) \} + \frac{1}{2} \sum_a \rho_d \{ \exp(Q(s, a) - \log \rho_d) \} \right) \\ \approx \log \left(\frac{1}{2N_a} \sum_{a_n \sim \pi}^{N_a} (\exp(Q(s, a_n) - \log \pi(a_n|s))) + \frac{1}{2N_a} \sum_{a_n \sim \text{Unif}(\mathcal{A})}^{N_a} (\exp(Q(s, a_n) - \log \rho_d)) \right), \quad (\text{B.7})$$

where N_a is the number of action sampling, $\text{Unif}(\mathcal{A})$ is a Uniform distribution on \mathcal{A} , and ρ_d is the density of uniform distribution.

B.6 Time comparison with other offline RL methods

In this section, we compare the runtime of EPQ with other baseline algorithms: CQL, Onestep, IQL, MCQ, and MISA in Table 3 below. For a fair comparison across all algorithms, we conducted experiments on the Hopper-medium task, which is a popular dataset for comparing computational costs [48, 55], on a single server equipped with an Intel Xeon Gold 6336Y CPU and one NVIDIA RTX A5000 GPU. We measured both epoch runtime during 1,000 gradient steps and score runtime that each algorithm takes to achieve certain normalized scores.

From the epoch runtime results in Table 3, we can observe that EPQ takes approximately 2-30% more runtime per gradient step compared to the CQL baseline. Note that Onestep RL may seem to have very short execution time compared to other algorithms, but one must consider the significantly longer pretraining time required to learn the Q -function of behavior policy accurately. Additionally, compared to faster offline RL algorithms such as IQL and MISA, EPQ requires more runtime per step and exhibits a similar runtime to MCQ, another conservative Q-learning algorithm. However, according to the score runtime results in Table 3, we can observe that only proposed EPQ achieves a score of 100 points, while all other algorithms fail to reach this score. Particularly, compared to MCQ, which also considers CQL as a baseline, EPQ achieves the same score with significantly less runtime. Therefore, while EPQ may consume slightly more runtime per gradient step compared to other algorithms, we can conclude that proposed EPQ offers substantial advantages in terms of convergence performance over other algorithms.

Table 3: Runtime comparison: Epoch runtime and Score runtime

epoch runtime(s)	CQL	Onestep	IQL	MCQ	MISA	EPQ
1,000 gradient steps	43.1	12.6	13.8	58.1	23.5	54.8
score runtime(s)	CQL	Onestep	IQL	MCQ	MISA	EPQ
Normalized average return						
60	3540.0	252.5	1600.2	31,143.4	4,632.7	3,232.2
80	-	568.4	-	49,359.7	-	21,920.0
100	-	-	-	-	-	30,633.2

C Hyperparameter Setup

The implementation of proposed EPQ basically follows the implementation of the CQL algorithm [21]. First, we provide the details of the shared algorithm hyperparameters in Table 4. In Table 4, we compare the shared algorithm hyperparameters of CQL, the revised version of CQL (revised), and proposed EPQ. CQL (revised) considers the same hyperparameter setup with our algorithm for Adroit tasks since the reproduced performance of CQL (reprod.) using the author-provided hyperparameter setup significantly underperforms compared to the result of CQL (paper) in Table 1.

For the coefficient of entropy term in the policy update (B.1), CQL automatically controls the entropy coefficient so that the entropy of π goes to the target entropy, as proposed in Haarnoja et al. [56]. We observe that while the automatic control of policy entropy proves effective for Mujoco tasks, it adversely affects the performance in Adroit tasks since a policy with low entropy can lead to significant overestimation errors in Adroit tasks. Thus, we considered fixed entropy coefficient for Adroit tasks as in Table 4. In addition, CQL controls the penalizing constant α based on Lagrangian method [21] for Adroit tasks, but we also observe that the automatic control of α destabilizes training, leading to poor performance. Therefore, we considered fixed penalizing constant for Adroit tasks in Table 4 for stable learning.

In addition, in Table 5, we provide the details of the task hyperparameters regarding our contributions in the proposed EPQ: the penalty control threshold τ and the IS clipping factor c_{\min} in the Q -loss implementation in (B.2), and the cluster radius ϵ and regularizing temperature ζ for the practical implementation of IS clipping factor $w_{s,a}^Q$ in Section B.4. Note that ρ in Table 5 represents the log-density of uniform distribution. For the task hyperparameters, we consider various hyperparameter setups and provide the best hyperparameter setup for all considered tasks in Table 5. The results are based on the ablations studies provided in Section 4.3 and Appendix D.

Table 4: Algorithm hyperparameter setup of CQL, CQL (revised), and EPQ (ours) algorithms

Hyperparameters	CQL	CQL (revised) (for Adroit)	EPQ
Policy learning rate η_ϕ	1e-4	1e-4	1e-4
Value function learning rate η_θ	3e-4	3e-4	3e-4
Soft target update coefficient $\eta_{\bar{\theta}}$	0.005	0.005	0.005
Batch size	256	256	256
The number of sampling N_α	10	10	10
Initial behavior cloning steps	10000	10000	10000
Gradient steps for training	3m (0.3m for Adroit)	0.3m	3m (0.3m for Adroit)
Entropy coefficient η_θ	Auto	0.5	Auto (0.5 for Adroit)
Penalizing constant α	Auto (10 for MuJoCo)	5 or 20	20 for MuJoCo 5 or 20 for Adroit 5 or Auto for AntMaze
Discount factor γ	0.99	0.9 or 0.95	0.99 (0.9 or 0.95 for Adroit)

Table 5: Task hyperparameter setup for Mujoco tasks and Adroit tasks

Mujoco Tasks	τ/ρ	c_{\min}	ϵ	ζ
halfcheetah-random	10	0.2	2	2
hopper-random	2	0.1	0.5	2
walker2d-random	1	0.2	2	0.5
halfcheetah-medium	10	0.2	0.5	2
hopper-medium	0.2	0.5	2	5
walker2d-medium	1	0.5	2	2
halfcheetah-medium-expert	1.0	0.2	0.5	2
hopper-medium-expert	1	0.2	0.5	2
walker2d-medium-expert	1.0	0.2	0.5	2
halfcheetah-expert	1	0.2	0.5	2
hopper-expert	1	0.2	0.5	2
walker2d-expert	0.5	0.2	2.0	2
halfcheetah-medium-replay	2	0.2	0.5	2
hopper-medium-replay	2	0.2	0.5	2
walker2d-medium-replay	0.2	0.5	1.0	2
halfcheetah-full-replay	1.5	0.2	0.5	2
hopper-full-replay	2.0	0.2	1.0	2
walker2d-full-replay	1.0	0.2	0.5	2
Adroit Tasks	τ/ρ	c_{\min}	ϵ	ζ
pen-human	0.05	0.5	1.0	200
door-human	0.05	0.5	0.5	200
hammer-human	0.1	0.2	5	100
relocate-human	0.2	0.2	2	10
pen-cloned	0.2	0.2	5	50
door-cloned	0.2	0.5	1	10
hammer-cloned	0.2	0.2	5	100
relocate-cloned	0.2	0.2	5	10
AntMaze Tasks	τ/ρ	c_{\min}	ϵ	ζ
umaze	10	0.2	2	2
umaze-diverse	10	0.2	2	2
medium-play	0.1	0.2	1	2
medium-diverse	0.1	0.2	1	2
large-play	0.1	0.2	1	2
large-diverse	0.1	0.2	1	2

D Additional Ablation Studies Related to $w_{s,a}^Q$ Estimation

In this section, we provide additional ablation studies related to IS weight $w_{s,a}^Q$ estimation in Appendix B. For analysis, Fig. 8 shows the performance plot when the IS clipping factor c_{\min} , the cluster radius ϵ , and the temperature ζ change.

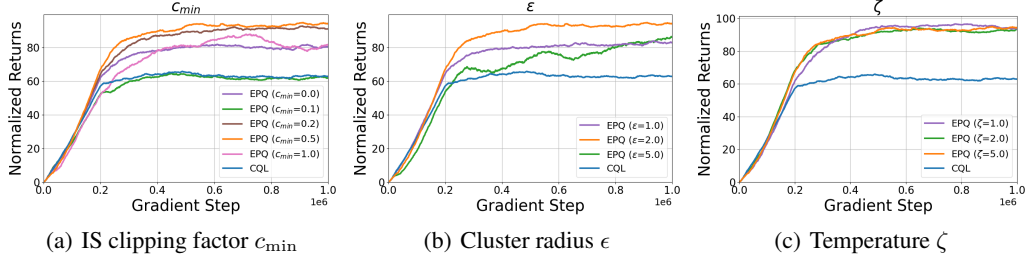


Figure 8: Additional ablation studies on Hopper-medium task

IS Clipping Factor c_{\min} : In the EPQ implementation, the IS clipping factor c_{\min} is employed to clip the IS weight $w_{s,a}^Q$ to prevent the exclusion of data samples with relatively low $w_{s,a}^Q$. When $c_{\min} = 0$, low-quality samples with low $w_{s,a}^Q$ are not utilized at all based on the prioritization in Section 3.3. However, as c_{\min} increases, these low-quality samples are increasingly exploited. Fig. 7(c) illustrates the performance of EPQ with varying c_{\min} , and EPQ achieves the best performance when $c_{\min} = 0.5$. This result suggests that it is more beneficial to use low-quality samples with proper priority rather than discarding them entirely.

Cluster Radius ϵ : As explained in Appendix B.4, we can control the number of adjacent samples in the cluster based on the radius ϵ . From the results illustrated in Fig. 8(a), we can observe that EPQ with $d = 2.0$ performs best, and a decrease or an increase in ϵ can significantly affect the performance indicating that ϵ must be chosen properly for each task to find the cluster that contains adjacent samples appropriately. If ϵ is too small, the cluster will hardly contain adjacent samples, and if ϵ is too large, samples that should be distinguished will aggregate in the same cluster, adversely affecting the performance.

Temperature ζ : As proposed in Section 3.3, samples in the dataset are prioritized according to the definition of $w_{s,a}^Q$. Since the samples with higher Q values are more likely to be selected for the update of the Q -function, temperature ζ controls the amount of prioritization, as explained in Appendix B.4. Increasing ζ reduces the difference in the Q -function between the samples, putting less emphasis on prioritization. Fig. 8(b) shows the performance change according to the change in ζ , where the results state that the performance does not heavily depend on ζ . From the ablation study, we can conclude that the radius ϵ has a greater influence on the performance of Hopper-medium task compared to the temperature ζ .

E Additional Performance Comparison on Adroit Tasks

For adroit tasks, the performance of CQL (reprod.) is too low compared to CQL (paper) in Table 1, so we additionally provide the performance result of the revised version of CQL provided in Section C. We also compare the performance of EPQ with the performance of CQL (revised) on various adroit tasks, and Table 6 shows the corresponding comparison results. From the result, we can see that CQL (revised) greatly enhances the performance of CQL on adroit tasks, but EPQ still outperforms CQL (revised), which demonstrates the intact advantage of the proposed exclusive penalty and prioritized dataset well on the adroit tasks.

Table 6: Performance comparison of CQL (paper), CQL (revised), and EPQ (ours) on Adroit tasks.

Task	CQL (paper)	CQL (revised)	EPQ
pen-human	55.8	82.0±6.2	83.9±6.8
door-human	9.1	7.8±0.5	13.2 ± 2.4
hammer-human	2.1	6.4±5.4	3.9±5.0
relocate-human	0.4	0.1±0.2	0.3±0.2
pen-cloned	40.3	90.7±4.8	91.8±4.7
door-cloned	3.5	1.3±2.2	5.8±2.8
hammer-cloned	5.7	2.0±1.3	22.8±15.3
relocate-cloned	-0.1	0.0±0.0	0.1±0.1
Adroit Tasks Total	116.8	190.3	221.8

F Limitations

The proposed EPQ significantly improves performance over the existing CQL baseline on various D4RL tasks, but there are many hyperparameters that need to be optimized. We newly consider the penalty control threshold τ , IS clipping factor c_{\min} , the cluster radius ϵ , and the regularizing temperature ζ . Therefore, in order for the proposed EPQ to perform well, it is necessary to find the optimal performance by considering various hyperparameter setup, which may require some interaction with the environment.

G Broader Impact

Nevertheless, in real-world situations, engaging with the environment can be costly. Particularly in high-risk contexts such as disaster scenarios, acquiring adequate data for learning can be quite challenging. Our research is primarily focused on offline settings and we present a novel method, EPQ, holds the potential for practical applications in real-life situations where the interaction is not available, and exhibits promise in addressing the challenges posed by offline RL algorithms. Consequently, our work carries several potential societal implications, although we believe that none require specific emphasis in this context.

NeurIPS Paper Checklist

The checklist is designed to encourage best practices for responsible machine learning research, addressing issues of reproducibility, transparency, research ethics, and societal impact. Do not remove the checklist: **The papers not including the checklist will be desk rejected.** The checklist should follow the references and follow the (optional) supplemental material. The checklist does NOT count towards the page limit.

Please read the checklist guidelines carefully for information on how to answer these questions. For each question in the checklist:

- You should answer [Yes], [No], or [NA].
- [NA] means either that the question is Not Applicable for that particular paper or the relevant information is Not Available.
- Please provide a short (1–2 sentence) justification right after your answer (even for NA).

The checklist answers are an integral part of your paper submission. They are visible to the reviewers, area chairs, senior area chairs, and ethics reviewers. You will be asked to also include it (after eventual revisions) with the final version of your paper, and its final version will be published with the paper.

The reviewers of your paper will be asked to use the checklist as one of the factors in their evaluation. While "[Yes]" is generally preferable to "[No]", it is perfectly acceptable to answer "[No]" provided a proper justification is given (e.g., "error bars are not reported because it would be too computationally expensive" or "we were unable to find the license for the dataset we used"). In general, answering "[No]" or "[NA]" is not grounds for rejection. While the questions are phrased in a binary way, we acknowledge that the true answer is often more nuanced, so please just use your best judgment and write a justification to elaborate. All supporting evidence can appear either in the main paper or the supplemental material, provided in appendix. If you answer [Yes] to a question, in the justification please point to the section(s) where related material for the question can be found.

IMPORTANT, please:

- **Delete this instruction block, but keep the section heading "NeurIPS paper checklist",**
- **Keep the checklist subsection headings, questions/answers and guidelines below.**
- **Do not modify the questions and only use the provided macros for your answers.**

1. Claims

Question: Do the main claims made in the abstract and introduction accurately reflect the paper's contributions and scope?

Answer: [Yes]

Justification: The claims made in the abstract and introductions are well reflected in Section 3 Methodology and Section 4 Experiments.

Guidelines:

- The answer NA means that the abstract and introduction do not include the claims made in the paper.
- The abstract and/or introduction should clearly state the claims made, including the contributions made in the paper and important assumptions and limitations. A No or NA answer to this question will not be perceived well by the reviewers.
- The claims made should match theoretical and experimental results, and reflect how much the results can be expected to generalize to other settings.
- It is fine to include aspirational goals as motivation as long as it is clear that these goals are not attained by the paper.

2. Limitations

Question: Does the paper discuss the limitations of the work performed by the authors?

Answer: [Yes]

Justification: The limitations are addressed in the Appendix F Limitations.

Guidelines:

- The answer NA means that the paper has no limitation while the answer No means that the paper has limitations, but those are not discussed in the paper.
- The authors are encouraged to create a separate "Limitations" section in their paper.
- The paper should point out any strong assumptions and how robust the results are to violations of these assumptions (e.g., independence assumptions, noiseless settings, model well-specification, asymptotic approximations only holding locally). The authors should reflect on how these assumptions might be violated in practice and what the implications would be.
- The authors should reflect on the scope of the claims made, e.g., if the approach was only tested on a few datasets or with a few runs. In general, empirical results often depend on implicit assumptions, which should be articulated.
- The authors should reflect on the factors that influence the performance of the approach. For example, a facial recognition algorithm may perform poorly when image resolution is low or images are taken in low lighting. Or a speech-to-text system might not be used reliably to provide closed captions for online lectures because it fails to handle technical jargon.
- The authors should discuss the computational efficiency of the proposed algorithms and how they scale with dataset size.
- If applicable, the authors should discuss possible limitations of their approach to address problems of privacy and fairness.
- While the authors might fear that complete honesty about limitations might be used by reviewers as grounds for rejection, a worse outcome might be that reviewers discover limitations that aren't acknowledged in the paper. The authors should use their best judgment and recognize that individual actions in favor of transparency play an important role in developing norms that preserve the integrity of the community. Reviewers will be specifically instructed to not penalize honesty concerning limitations.

3. Theory Assumptions and Proofs

Question: For each theoretical result, does the paper provide the full set of assumptions and a complete (and correct) proof?

Answer: [Yes]

Justification: For each theoretical result, the detailed proofs and assumptions are provided in Appendix A Proof and Appendix B Implementation Details.

Guidelines:

- The answer NA means that the paper does not include theoretical results.
- All the theorems, formulas, and proofs in the paper should be numbered and cross-referenced.
- All assumptions should be clearly stated or referenced in the statement of any theorems.
- The proofs can either appear in the main paper or the supplemental material, but if they appear in the supplemental material, the authors are encouraged to provide a short proof sketch to provide intuition.
- Inversely, any informal proof provided in the core of the paper should be complemented by formal proofs provided in appendix or supplemental material.
- Theorems and Lemmas that the proof relies upon should be properly referenced.

4. Experimental Result Reproducibility

Question: Does the paper fully disclose all the information needed to reproduce the main experimental results of the paper to the extent that it affects the main claims and/or conclusions of the paper (regardless of whether the code and data are provided or not)?

Answer: [Yes]

Justification: The specific environment descriptions and experimental setups including the hyperparameters can be found in Section 4 Experiments and Appendix C Hyperparameter Setup.

Guidelines:

- The answer NA means that the paper does not include experiments.
- If the paper includes experiments, a No answer to this question will not be perceived well by the reviewers: Making the paper reproducible is important, regardless of whether the code and data are provided or not.
- If the contribution is a dataset and/or model, the authors should describe the steps taken to make their results reproducible or verifiable.
- Depending on the contribution, reproducibility can be accomplished in various ways. For example, if the contribution is a novel architecture, describing the architecture fully might suffice, or if the contribution is a specific model and empirical evaluation, it may be necessary to either make it possible for others to replicate the model with the same dataset, or provide access to the model. In general, releasing code and data is often one good way to accomplish this, but reproducibility can also be provided via detailed instructions for how to replicate the results, access to a hosted model (e.g., in the case of a large language model), releasing of a model checkpoint, or other means that are appropriate to the research performed.
- While NeurIPS does not require releasing code, the conference does require all submissions to provide some reasonable avenue for reproducibility, which may depend on the nature of the contribution. For example
 - (a) If the contribution is primarily a new algorithm, the paper should make it clear how to reproduce that algorithm.
 - (b) If the contribution is primarily a new model architecture, the paper should describe the architecture clearly and fully.
 - (c) If the contribution is a new model (e.g., a large language model), then there should either be a way to access this model for reproducing the results or a way to reproduce the model (e.g., with an open-source dataset or instructions for how to construct the dataset).
 - (d) We recognize that reproducibility may be tricky in some cases, in which case authors are welcome to describe the particular way they provide for reproducibility. In the case of closed-source models, it may be that access to the model is limited in some way (e.g., to registered users), but it should be possible for other researchers to have some path to reproducing or verifying the results.

5. Open access to data and code

Question: Does the paper provide open access to the data and code, with sufficient instructions to faithfully reproduce the main experimental results, as described in supplemental material?

Answer: [Yes]

Justification: The data and code for reproducing the main experimental results are included in supplemental materials.

Guidelines:

- The answer NA means that paper does not include experiments requiring code.
- Please see the NeurIPS code and data submission guidelines (<https://nips.cc/public/guides/CodeSubmissionPolicy>) for more details.
- While we encourage the release of code and data, we understand that this might not be possible, so “No” is an acceptable answer. Papers cannot be rejected simply for not including code, unless this is central to the contribution (e.g., for a new open-source benchmark).
- The instructions should contain the exact command and environment needed to run to reproduce the results. See the NeurIPS code and data submission guidelines (<https://nips.cc/public/guides/CodeSubmissionPolicy>) for more details.
- The authors should provide instructions on data access and preparation, including how to access the raw data, preprocessed data, intermediate data, and generated data, etc.
- The authors should provide scripts to reproduce all experimental results for the new proposed method and baselines. If only a subset of experiments are reproducible, they should state which ones are omitted from the script and why.

- At submission time, to preserve anonymity, the authors should release anonymized versions (if applicable).
- Providing as much information as possible in supplemental material (appended to the paper) is recommended, but including URLs to data and code is permitted.

6. Experimental Setting/Details

Question: Does the paper specify all the training and test details (e.g., data splits, hyperparameters, how they were chosen, type of optimizer, etc.) necessary to understand the results?

Answer: [Yes]

Justification: The specific experimental setups including the hyperparameters can be found in Section 4 Experiments and Appendix C Hyperparameter Setup.

Guidelines:

- The answer NA means that the paper does not include experiments.
- The experimental setting should be presented in the core of the paper to a level of detail that is necessary to appreciate the results and make sense of them.
- The full details can be provided either with the code, in appendix, or as supplemental material.

7. Experiment Statistical Significance

Question: Does the paper report error bars suitably and correctly defined or other appropriate information about the statistical significance of the experiments?

Answer: [Yes]

Justification: The graphs included in the paper such as Figure 6 and Figure 7 in Section 4 Experiments well demonstrate the statistical significance of the experiment.

Guidelines:

- The answer NA means that the paper does not include experiments.
- The authors should answer "Yes" if the results are accompanied by error bars, confidence intervals, or statistical significance tests, at least for the experiments that support the main claims of the paper.
- The factors of variability that the error bars are capturing should be clearly stated (for example, train/test split, initialization, random drawing of some parameter, or overall run with given experimental conditions).
- The method for calculating the error bars should be explained (closed form formula, call to a library function, bootstrap, etc.)
- The assumptions made should be given (e.g., Normally distributed errors).
- It should be clear whether the error bar is the standard deviation or the standard error of the mean.
- It is OK to report 1-sigma error bars, but one should state it. The authors should preferably report a 2-sigma error bar than state that they have a 96% CI, if the hypothesis of Normality of errors is not verified.
- For asymmetric distributions, the authors should be careful not to show in tables or figures symmetric error bars that would yield results that are out of range (e.g. negative error rates).
- If error bars are reported in tables or plots, The authors should explain in the text how they were calculated and reference the corresponding figures or tables in the text.

8. Experiments Compute Resources

Question: For each experiment, does the paper provide sufficient information on the computer resources (type of compute workers, memory, time of execution) needed to reproduce the experiments?

Answer: [Yes]

Justification: The information on computation resources are provided in Appendix B Implementation Details.

Guidelines:

- The answer NA means that the paper does not include experiments.
- The paper should indicate the type of compute workers CPU or GPU, internal cluster, or cloud provider, including relevant memory and storage.
- The paper should provide the amount of compute required for each of the individual experimental runs as well as estimate the total compute.
- The paper should disclose whether the full research project required more compute than the experiments reported in the paper (e.g., preliminary or failed experiments that didn't make it into the paper).

9. Code Of Ethics

Question: Does the research conducted in the paper conform, in every respect, with the NeurIPS Code of Ethics <https://neurips.cc/public/EthicsGuidelines>?

Answer: [Yes]

Justification: The research conducted in the paper conforms the NeurIPS Code of Ethics

Guidelines:

- The answer NA means that the authors have not reviewed the NeurIPS Code of Ethics.
- If the authors answer No, they should explain the special circumstances that require a deviation from the Code of Ethics.
- The authors should make sure to preserve anonymity (e.g., if there is a special consideration due to laws or regulations in their jurisdiction).

10. Broader Impacts

Question: Does the paper discuss both potential positive societal impacts and negative societal impacts of the work performed?

Answer: [Yes]

Justification: The societal impacts of the proposed paper is included in appendix G Broader Impacts section.

Guidelines:

- The answer NA means that there is no societal impact of the work performed.
- If the authors answer NA or No, they should explain why their work has no societal impact or why the paper does not address societal impact.
- Examples of negative societal impacts include potential malicious or unintended uses (e.g., disinformation, generating fake profiles, surveillance), fairness considerations (e.g., deployment of technologies that could make decisions that unfairly impact specific groups), privacy considerations, and security considerations.
- The conference expects that many papers will be foundational research and not tied to particular applications, let alone deployments. However, if there is a direct path to any negative applications, the authors should point it out. For example, it is legitimate to point out that an improvement in the quality of generative models could be used to generate deepfakes for disinformation. On the other hand, it is not needed to point out that a generic algorithm for optimizing neural networks could enable people to train models that generate Deepfakes faster.
- The authors should consider possible harms that could arise when the technology is being used as intended and functioning correctly, harms that could arise when the technology is being used as intended but gives incorrect results, and harms following from (intentional or unintentional) misuse of the technology.
- If there are negative societal impacts, the authors could also discuss possible mitigation strategies (e.g., gated release of models, providing defenses in addition to attacks, mechanisms for monitoring misuse, mechanisms to monitor how a system learns from feedback over time, improving the efficiency and accessibility of ML).

11. Safeguards

Question: Does the paper describe safeguards that have been put in place for responsible release of data or models that have a high risk for misuse (e.g., pretrained language models, image generators, or scraped datasets)?

Answer: [NA]

Justification: The proposed paper does not pose such risks.

Guidelines:

- The answer NA means that the paper poses no such risks.
- Released models that have a high risk for misuse or dual-use should be released with necessary safeguards to allow for controlled use of the model, for example by requiring that users adhere to usage guidelines or restrictions to access the model or implementing safety filters.
- Datasets that have been scraped from the Internet could pose safety risks. The authors should describe how they avoided releasing unsafe images.
- We recognize that providing effective safeguards is challenging, and many papers do not require this, but we encourage authors to take this into account and make a best faith effort.

12. Licenses for existing assets

Question: Are the creators or original owners of assets (e.g., code, data, models), used in the paper, properly credited and are the license and terms of use explicitly mentioned and properly respected?

Answer: [Yes]

Justification: The baseline code and experimental data are cited both in-text and in the References section.

Guidelines:

- The answer NA means that the paper does not use existing assets.
- The authors should cite the original paper that produced the code package or dataset.
- The authors should state which version of the asset is used and, if possible, include a URL.
- The name of the license (e.g., CC-BY 4.0) should be included for each asset.
- For scraped data from a particular source (e.g., website), the copyright and terms of service of that source should be provided.
- If assets are released, the license, copyright information, and terms of use in the package should be provided. For popular datasets, paperswithcode.com/datasets has curated licenses for some datasets. Their licensing guide can help determine the license of a dataset.
- For existing datasets that are re-packaged, both the original license and the license of the derived asset (if it has changed) should be provided.
- If this information is not available online, the authors are encouraged to reach out to the asset's creators.

13. New Assets

Question: Are new assets introduced in the paper well documented and is the documentation provided alongside the assets?

Answer: [NA]

Justification: The proposed paper does not release new assets.

Guidelines:

- The answer NA means that the paper does not release new assets.
- Researchers should communicate the details of the dataset/code/model as part of their submissions via structured templates. This includes details about training, license, limitations, etc.
- The paper should discuss whether and how consent was obtained from people whose asset is used.
- At submission time, remember to anonymize your assets (if applicable). You can either create an anonymized URL or include an anonymized zip file.

14. Crowdsourcing and Research with Human Subjects

Question: For crowdsourcing experiments and research with human subjects, does the paper include the full text of instructions given to participants and screenshots, if applicable, as well as details about compensation (if any)?

Answer: [NA]

Justification: The proposed paper does not involve crowdsourcing nor research with human subjects.

Guidelines:

- The answer NA means that the paper does not involve crowdsourcing nor research with human subjects.
- Including this information in the supplemental material is fine, but if the main contribution of the paper involves human subjects, then as much detail as possible should be included in the main paper.
- According to the NeurIPS Code of Ethics, workers involved in data collection, curation, or other labor should be paid at least the minimum wage in the country of the data collector.

15. Institutional Review Board (IRB) Approvals or Equivalent for Research with Human Subjects

Question: Does the paper describe potential risks incurred by study participants, whether such risks were disclosed to the subjects, and whether Institutional Review Board (IRB) approvals (or an equivalent approval/review based on the requirements of your country or institution) were obtained?

Answer: [NA]

Justification: The answer NA means that the paper does not involve crowdsourcing nor research with human subjects.

Guidelines:

- The answer NA means that the paper does not involve crowdsourcing nor research with human subjects.
- Depending on the country in which research is conducted, IRB approval (or equivalent) may be required for any human subjects research. If you obtained IRB approval, you should clearly state this in the paper.
- We recognize that the procedures for this may vary significantly between institutions and locations, and we expect authors to adhere to the NeurIPS Code of Ethics and the guidelines for their institution.
- For initial submissions, do not include any information that would break anonymity (if applicable), such as the institution conducting the review.