
Tensor Frames – How To Make Any Message Passing Network Equivariant

Peter Lippmann* Gerrit Gerhartz* Roman Remme Fred A. Hamprecht

IWR at Heidelberg University, 69120 Heidelberg, Germany
{peter.lippmann, roman.remme, fred.hamprecht}@iwr.uni-heidelberg.de
gerrit.gerhartz@stud.uni-heidelberg.de

* These authors contributed equally.

Abstract

In many applications of geometric deep learning, the choice of global coordinate frame is arbitrary, and predictions should be independent of the reference frame. In other words, the network should be equivariant with respect to rotations and reflections of the input, i.e. the transformations of $O(d)$. We present a novel framework for building equivariant message passing architectures and modifying existing non-equivariant architectures to be equivariant. Our approach is based on local coordinate frames, between which geometric information is communicated consistently by including tensorial objects in the messages. Our framework can be applied to message passing on geometric data in arbitrary dimensional Euclidean space. While many other approaches for equivariant message passing require specialized building blocks, such as non-standard normalization layers or non-linearities, our approach can be adapted straightforwardly to any existing architecture without such modifications. We explicitly demonstrate the benefit of $O(3)$ -equivariance for a popular point cloud architecture and produce state-of-the-art results on normal vector regression on point clouds.

1 Introduction

Point cloud data is ubiquitous. Scans of 3D scenes, molecules, astrophysical simulations and earth science data can all be represented as nodes with features and positions in Euclidean space. Message passing neural networks are often used to extract and combine these node features and are used in various tasks. In application domains in which inputs and outputs are governed by known symmetries, it may be desirable or required to enforce these. One such approach is to build equivariant architectures in order to learn a function that behaves in a well-defined manner under transformations of the input, e.g. rotations and reflections which together form the group of $O(d)$. One special case of equivariance is invariance, in which the output does not change if a transformation is applied to the input. Clearly, for a consistent prediction of molecular energies or normal vectors of 3D surfaces, the outputs must transform according to a well-defined geometric rule. For instance, a normal vector should rotate along as the 3D object is rotated. In other words, the choice of the coordinate system (which is often arbitrary) should not affect the predictions. While the idea of equivariance is conceptually appealing, it is also practically relevant: Built-in equivariance is known to enhance the performance and data efficiency of neural networks in several settings [Weiler et al., 2018, Batzner et al., 2022]. For instance, in deep learning based molecular dynamics simulations, exact equivariance can be crucial for the simulation stability [Fu et al., 2022].

Much work has gone into the development of specific architectures, designed to ensure equivariance under rotations and reflections. Existing approaches rely on specialized non-linearities, norm layers and tensor products to achieve equivariance. Although $O(d)$ -equivariance can be an extremely

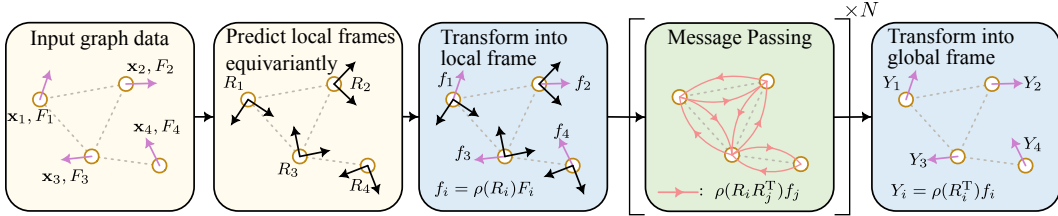


Figure 1: **Tensor Frames formalism for exact $O(d)$ -equivariant message passing.** Based on the input geometry, one predicts a local frame at each node in an equivariant fashion. The geometric node features F_i are transformed from the global frame of reference into the local frames R_i , yielding coordinates f_i invariant to the choice of global frame. During message passing, geometric information from the neighborhood of each node is combined into updated node features. The key mechanism is that by transforming the geometric features from one local frame into the other, the messages are able to communicate geometric objects in the form of vectors and tensors. Finally, the geometric node features are transformed back from the local into the global frame to produce an equivariant output.

helpful prior in many deep learning pipelines, this may so far have hindered practitioners from using equivariant architectures. With the framework presented in this paper, we aim to address this issue and close the gap by providing a novel, practical perspective on building $O(d)$ -equivariant architectures. Concretely, we make the following contributions:

- We present a novel framework for building $O(d)$ -equivariant message passing networks based on local frames, which enables the communication of geometric information in the form of tensorial messages.
- We show explicitly how our framework can be used to modify any existing message passing architecture to make it $O(d)$ -equivariant, without restricting the architecture to specialized building blocks.
- As a concrete example, we present an $O(3)$ -equivariant version of the widely-used PointNet++ architecture [Qi et al., 2017b], which produces competitive and sometimes even state-of-the-art results.
- Our framework allows for a direct comparison between equivariant architectures and non-equivariant ones. In the comparison, we find that exact, built-in equivariance via Tensor Frames is more data-efficient and outperforms our strong baseline models trained via data augmentation.

2 Related work

Approximate equivariance. Many popular architectures for learning on point cloud data rely on message passing [Qi et al., 2017b, Liu et al., 2019, Wang et al., 2019]. In general, the simplest way to achieve approximate equivariance with respect to a set of transformations is to augment the training data, i.e. present the model with randomly transformed data samples during training. Data augmentation is of course completely independent of the model and does not constrain the architecture. However, the equivariance must be learned and is thus not guaranteed, meaning that it may not generalize to out-of-distribution samples; and the learned equivariance is not exact.

An alternative approach to achieve invariance is to learn a canonical global orientation of the point cloud in the first layers and then transform the input accordingly before using it in the main part of the network. This factors out the orientation of the input and the output will be invariant. Several methods have been developed to predict the global orientation, based on subnetworks [Qi et al., 2017a], principal component analysis [Li et al., 2021a] or as a combination of local orientations [Zhao et al., 2020, Zhang et al., 2020, Zhao et al., 2022]. However, most such approaches yield only approximate invariance, notably when the predicted orientations are not consistent for different orientations of the input. In contrast, our framework guarantees exact equivariance.

Invariance using scalar internal representations. A simple way of achieving exact equivariance is to extract invariant features from the input geometry, such as distances or angles, and only include

these in the message passing [Schütt et al., 2018, Li et al., 2021b]. While this allows using typical deep learning building blocks (linear layers, activations, norm layers, etc.), these approaches are not able to communicate non-scalar geometric information (such as directions) during message passing and produce only invariant but not equivariant outputs.

Equivariance using tensorial internal representations. Going one step further, several works have included vectors into the message passing formalism [Deng et al., 2021, Satorras et al., 2021]. This enables the prediction of vectorial and tensorial properties [Schütt et al., 2021]. Furthermore, it has been shown that including non-scalar geometric features in the message passing can enhance the performance, even when the model outputs are invariant quantities [Fuchs et al., 2020, Brandstetter et al., 2022]. However, including geometric vectors in neural networks comes at a cost: one can no longer treat every internal activation like an individual number, but the coordinates of vectors have to be processed jointly to maintain equivariance. In contrast to our framework, these approaches typically rely on carefully designed non-linearities, norm layers and special operators to communicate between scalar and vectorial features.

Beyond vectorial representations, recently, many works have explored including higher-order tensorial representations [Frank et al., 2022, Batatia et al., 2022, Liao et al., 2024, Musaelian et al., 2023, Remme et al., 2023, Simeon and De Fabritiis, 2024]. Most existing approaches are based on the irreducible representations of $SO(3)$ (the representations under which spherical harmonics transform). Message passing is then often implemented in the form of convolutions with kernels whose angular part is fixed to spherical harmonics. During the convolution, tensorial objects of different orders are mixed through the tensor product, see e.g. [Thomas et al., 2018] for details. Regarding the irreducible representations, several works have reported that including higher-order tensor fields is particularly helpful in tasks where angular information matters, e.g. for predicting forces in molecules [Zitnick et al., 2022, Batzner et al., 2022]. In our framework, one is not restricted to using irreducible representations and the message passing kernels are not restricted to the spherical harmonics times a learned radial function. Below, we define the tensor representation (Eq.(2)), which can be implemented efficiently and is used as feature representation in our framework.

Equivariance based on local frames. Similar to equivariance by global orientation estimation, one can achieve equivariance using local reference frames [Wang and Zhang, 2022, Lou et al., 2023]. One advantage of using local reference frames over a single global one is that substructures in the data, which are geometrically akin, obtain similar local features. This is a desirable property regarding generalization. Most closely related to our work, Luo et al. [2022] equivariantly predict a local coordinate frame for each node, into which the geometric input features are transformed. Thereby, the local coordinates of the node features become independent of the global orientation of the input and are thus invariant. However, during message passing, Luo et al. [2022] no longer leverage the local coordinate frames to transform features between the frames, which substantially limits the communication between nodes that have different local frames (cf. Fig. 3). Our framework overcomes this limitation, by enabling the communication of tensorial objects in the messages, resulting in a strictly more general and expressive formalism for equivariant message passing.

Constructing local reference frames. Geometrically informative local frames should be constructed robustly, i.e. small changes in the local geometry should not change them drastically. Secondly, they should be predicted equivariantly, i.e. if the input is transformed the local frames must transform accordingly. How the local frames are constructed from the local geometry strongly depends on the input. For molecules, many works rely on handcrafted frames based on nearest neighbor directions [Wu et al., 2012, Kramer et al., 2012, Zhang et al., 2024]. For point clouds describing 3D shapes, local frames are typically based on the surface normal and other characteristic local directions, inferred from handcrafted rules or in a learned fashion [Tombari et al., 2010, Petrelli and Di Stefano, 2012, Yang et al., 2018, Melzi et al., 2019, Zhu et al., 2020]. Our proposed framework works for any method for constructing the local frames so that it can be chosen problem-specific.

3 Preliminaries

The set of transformations that can be applied to a data sample typically forms a group in the mathematical sense. Therefore, we will formally define a group representation, which characterizes the well-defined transformation behavior of node features in our message passing framework.

Group representation. Given a group G and vector space V , a *group representation* ρ is a mapping from G to the invertible matrices $GL(V)$ that fulfills

$$\rho(g_1 g_2) = \rho(g_1) \rho(g_2), \quad \forall g_1, g_2 \in G, \quad (1)$$

where $g_1 g_2$ is the group product and $\rho(g_1) \rho(g_2)$ is a matrix product. The representation specifies how elements of the group act on vectors $v \in V$, i.e. in components $(\rho(g)v)_i = \rho(g)_{ij} v_j$. The condition (1) implies that $\rho(g^{-1}) = (\rho(g))^{-1}$.

Equivariance. Let G be a group and V, W two vector spaces equipped with group representations ρ_i and ρ_o respectively. A function $f : V \rightarrow W$ is said to be *equivariant* under the group G if the following holds:

$$\rho_o(g) f(x) = f(\rho_i(g)x), \quad \forall g \in G,$$

where the input to f transforms under the representation $\rho_i : V \rightarrow GL(V)$ and its output under the representation $\rho_o : W \rightarrow GL(W)$. If $\rho_o(g) = id$ for all $g \in G$, the function f is said to be *invariant*.

Tensor representation. Let us consider the group of rotations and reflections $O(d)$. The most common representation of $O(d)$ is in terms of $d \times d$ orthogonal matrices. Given an abstract group element $g \in G$, let us denote the corresponding $d \times d$ matrix by $R(g)$. Since the abstract group element g is often directly associated with its corresponding $d \times d$ matrix R , we sometimes write $\rho(R(g))$ or even only $\rho(R)$ instead of the formally correct $\rho(g)$.

While a d -dimensional vector transforms by contraction of its only index, i.e. $(R(g)\mathbf{v})_i = R(g)_{ij} v_j$, one defines higher-order *tensor representations* based on the following transformation rule:

$$T'_{i_1 \dots i_n} = R(g)_{i_1 j_1} \dots R(g)_{i_n j_n} T_{j_1 \dots j_n}. \quad (2)$$

A tensor $T_{j_1 \dots j_n}$ with n indices is said to have order n . All indices run over d dimensions. One may easily check that the transformation behavior in Eq. 2 fulfills condition (1) and defines a representation (see App. A). The vector space on which this representation acts is d^n -dimensional. The fact that the orthogonal matrices also include reflections can be used to distinguish the transformation behavior of geometric objects with respect to orientation-reversing transformations (with determinant -1). Since the determinant is multiplicative, the following transformation behavior defines another representation, namely the one for *pseudotensors*:

$$P'_{i_1 \dots i_n} = \det(R(g)) R(g)_{i_1 j_1} \dots R(g)_{i_n j_n} P_{j_1 \dots j_n}. \quad (3)$$

For instance, a pseudovector does not change sign under reflections, e.g. $\rho(r)\mathbf{v} = \mathbf{v}$ for a three-dimensional pseudovector and a pure reflection $r \in O(3)$ [Jeevanjee, 2011].

4 Methods

The central idea behind the Tensor Frames approach (Fig. 1) can be summarized as follows: for every node, one predicts an orthonormal local frame in an equivariant fashion, meaning that it transforms consistently as the input point cloud is flipped or rotated. Then, one expresses the geometric node features in the respective local frame by change of basis from the global reference frame to the local one. Crucially, since the local frames are chosen equivariantly, the node features expressed in the local frames are invariant under $O(3)$ -transformations of the input (see Fig. 2). Below, we provide a proof that this indeed holds for all geometric objects, irrespective of their representation. The invariant coordinates can then be processed by arbitrary functions without breaking the invariance. The key ingredient in the Tensor Frames approach is the following: During message passing, node features are transformed from one local frame into the other, which enables direct communication of geometric features, like vectors and tensors, between nodes. At the final layer, one transforms the invariant numbers back to a geometric object in the global frame, using the desired output representation. One thereby obtains an equivariant prediction.

4.1 Equivariance by local frames

Let us first describe how to predict the local frames in an equivariant manner, and illustrate how they are used to construct an equivariant pipeline. For concreteness, we will describe the procedure

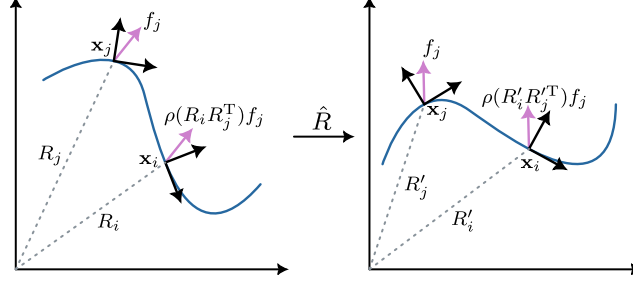


Figure 2: **Illustration of tensorial message passing between local frames.** Node j sends a vectorial feature f_j from its local frame R_j to node i with local frame R_i . By the change of basis, the vectorial information can be received in the other coordinate frame without loss of information. Through the equivariance of the local frames, the local frame coordinates of geometric objects are invariant under global transformation \hat{R} .

in three-dimensional Euclidean space, though all statements generalize straightforwardly to higher dimensions.

We adapt the simple approach by [Wang and Zhang, 2022] to learn the prediction of equivariant local frames during training. Given an input graph of nodes with coordinates \mathbf{x}_i and input node features F_i , we equivariantly predict two vectors $\mathbf{v}_{i,1}, \mathbf{v}_{i,2}$ for each node:

$$\mathbf{v}_{i,k} = \sum_{j \in \mathcal{N}(i)} \omega(\|\mathbf{x}_i - \mathbf{x}_j\|) \phi(F_i^{(s)}, F_j^{(s)}, e_{ij}^{(s)}, \|\mathbf{x}_i - \mathbf{x}_j\|)_k \frac{\mathbf{x}_i - \mathbf{x}_j}{\|\mathbf{x}_i - \mathbf{x}_j\|}, \quad k \in \{1, 2\}, \quad (4)$$

where $\|\cdot\|$ denotes the Euclidean norm and $\mathcal{N}(i)$ the neighborhood of node i . For point cloud data without any edges, the neighborhood is obtained from a radius graph. ϕ is a standard MLP that receives the scalar (invariant) part of the node features $F_i^{(s)}, F_j^{(s)}$ and edge attributes $e_{ij}^{(s)}$ (if available) as inputs. The vectors $\mathbf{v}_{i,1}$ and $\mathbf{v}_{i,2}$ are computed as weighted sums of the normalized edge vectors, with the two outputs of ϕ being the respective weights. ω is an envelope function adapted from [Gasteiger et al., 2020], which goes to zero smoothly at the cutoff radius r_c (see App. B for details). Using the Gram-Schmidt procedure, one equivariantly constructs two orthonormal vectors from $\mathbf{v}_{i,1}, \mathbf{v}_{i,2}$ (see App. B). A third vector is obtained from the vector product between these two, yielding an orthonormal basis $\mathbf{n}_{i,k} \in \mathbb{R}^3$, $k = 1, 2, 3$. However, the vector product $\mathbf{n}_{i,3} = \mathbf{n}_{i,1} \times \mathbf{n}_{i,2}$ always results in a right-handed local frame so that the handedness would not change under reflection of the input. Hence, such local frames would be $\text{SO}(3)$ - but not $\text{O}(3)$ -equivariant. A simple solution is to flip the third vector based on the relative position of the local center of mass:

$$\mathbf{n}_{i,3} = \begin{cases} \mathbf{n}_{i,1} \times \mathbf{n}_{i,2} & \text{if } (\mathbf{n}_{i,1} \times \mathbf{n}_{i,2}) \cdot \bar{\mathbf{r}} \geq 0 \\ -\mathbf{n}_{i,1} \times \mathbf{n}_{i,2} & \text{else} \end{cases}, \quad \text{with } \bar{\mathbf{r}} := \sum_{j \in \mathcal{N}(i)} \omega(\|\mathbf{x}_j - \mathbf{x}_i\|)(\mathbf{x}_j - \mathbf{x}_i), \quad (5)$$

where \cdot denotes the standard dot-product. The computation of the direction $\bar{\mathbf{r}}$ is smoothed using the same envelope ω as in Eq. (4).

Invariance of node features expressed in local frames. The 3×3 orthogonal matrix which transforms a vector from the global frame of reference into the local frame at node i is given by

$$R_i = (\mathbf{n}_{i,1}, \mathbf{n}_{i,2}, \mathbf{n}_{i,3})^T = \begin{pmatrix} \text{---} \mathbf{n}_{i,1} \text{---} \\ \text{---} \mathbf{n}_{i,2} \text{---} \\ \text{---} \mathbf{n}_{i,3} \text{---} \end{pmatrix} \quad (6)$$

This can be easily seen from $R_i \mathbf{n}_{i,1} = (1, 0, 0)^T$ etc., due to the orthonormality. Under any global transformation $R(\hat{g}) =: \hat{R} \in \text{O}(3)$ the node positions, local frames and input features transform according to

$$\mathbf{x}'_i = \hat{R} \mathbf{x}_i, \quad \mathbf{n}'_{i,k} = \hat{R} \mathbf{n}_{i,k} \quad \forall i, k = 1, 2, 3 \quad \text{and} \quad F'_i = \rho(\hat{g}) F_i, \quad (7)$$

which implies the following transformation rule for the matrix R_i :

$$R'_i = R_i \hat{R}^T = R_i \hat{R}^{-1}, \text{ since} \quad (8)$$

$$[R'_i]_{mn} = [(\mathbf{n}'_{i,1}, \mathbf{n}'_{i,2}, \mathbf{n}'_{i,3})^T]_{mn} = (\mathbf{n}'_{i,m})_n = [\hat{R}]_{nl} (\mathbf{n}_{i,m})_l = (\mathbf{n}_{i,m})_l [\hat{R}^T]_{ln} = [R_i \hat{R}^T]_{mn}.$$

In components $(\mathbf{n}_{i,m})_l$ denotes the l -th component of the m -th basis vector at node i . Using Eq. (7) and (8), we can now show that node features expressed in local frames are invariant w.r.t. transformations of the inputs. Indeed, let g_i denote the abstract group element associated with the local frame transformation R_i , then the features transformed into the local frames are given by $\rho(g_i)F_i =: f_i$ and the invariance follows as

$$f'_i = \rho(g_i \hat{g}^{-1})F'_i = \rho(g_i)\rho(\hat{g}^{-1})\rho(\hat{g})F_i = \rho(g_i)\rho(\hat{g})^{-1}\rho(\hat{g})F_i = \rho(g_i)F_i = f_i. \quad (9)$$

Equivariance of the output. After transforming the node features into the local frames, the node features can be processed and combined using arbitrary functions for message passing, such as standard MLPs, non-linearities and norm layers. Afterwards, the invariant features are transformed back into the global frame to obtain an equivariant prediction $\rho_Y(g_i^{-1})f_i =: Y_i$. Indeed, the prediction transforms equivariantly under any global transformation \hat{g} :

$$Y'_i = \rho_Y(\hat{g}g_i^{-1})f'_i = \rho_Y(\hat{g})\rho_Y(g_i^{-1})f_i = \rho_Y(\hat{g})Y_i. \quad (10)$$

Crucially, Eq. (10) holds for any representation of the output ρ_Y . This means that, after applying multiple message passing layers to the invariant node features, it is merely a matter of interpretation to decide which numbers shall be combined into a common geometric object and which object it should be. Thereby, our pipeline allows for an equivariant prediction of any geometric object as required by the given problem.

4.2 Tensor Frames message passing

So far, we have seen how to achieve equivariance by transforming into equivariant local frames and then performing message passing on the invariant node features f_i . In a general form, the invariant message passing *without tensorial messages* for node feature f_i in the k -th layer can be written as

$$f_i^{(k)} = \psi^{(k)}\left(f_i^{(k-1)}, \bigoplus_{j \in \mathcal{N}} \phi^{(k)}\left(f_i^{(k-1)}, f_j^{(k-1)}, \rho_e(g_i)e_{ij}, R_i(\mathbf{x}_i - \mathbf{x}_j)\right)\right), \quad (11)$$

where $\psi^{(k)}$ and $\phi^{(k)}$ are arbitrary non-linear functions and $\bigoplus_{j \in \mathcal{N}}$ denotes the aggregation over neighbors.

The message passing defined by Eq. (11) differs from vanilla message passing only by the transformation of the edge vectors $\mathbf{x}_i - \mathbf{x}_j$ and the input edge features e_{ij} , which transform by ρ_e . Both expressions $\rho_e(g_i)e_{ij}$ and $R_i(\mathbf{x}_i - \mathbf{x}_j)$ are invariant under global transformations as instances of Eq. (9). Together with the invariance of the node features, this guarantees the invariance of Eq. (11).

The message passing of previous works like [Luo et al., 2022] can be expressed in the form of Eq. (11). However, it has important implications that the invariant node features are expressed in *different* local frames: message passing in the form of Eq. (11) does not allow for the direct communication of geometric information: For example, a node may send a message encoding a characteristic direction in its neighborhood only relative to its own local frame. If, however, the receiving node has no or incomplete knowledge about the local frame orientation of the sending node, it cannot process this directional information (cf. Fig. 3). Our framework remedies exactly this weakness by incorporating proper tensorial messages in the message passing between local frames. As in the final transformation from the local frames back to the

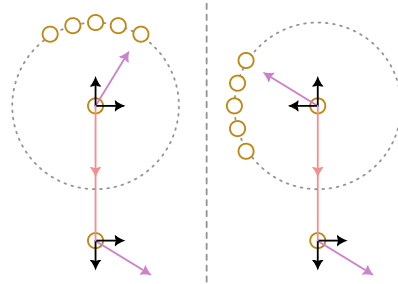


Figure 3: **Limitation of scalar message passing.** The upper node is sending a non-transforming (scalar) message that encodes a characteristic direction in its neighborhood. Since the direction is encoded relative to the local frame of the sending node, both messages (left and right) are the same to the receiving node.

global one, the invariant features f_i can be interpreted as coordinates of a geometric object already during message passing. As a hyperparameter of the model, one chooses the transformation behavior of f_i as the direct sum of multiple tensor and pseudotensor representations. The representation defines how f_i is transformed from one local frame to the other, based on Eq. (2) and (3). During training, the network learns to communicate vectorial and tensorial information through the respective feature channels, simply because they transform accordingly. That is, if a node would like to send a direction in the form of a vector to its neighbor, it will store the three coordinates in three channels of f_i which by design transform like a vector (as illustrated in Fig. 2). As our main result, this yields the following strictly more general form of invariant message passing *with tensorial messages* between local frames:

$$f_i^{(k)} = \psi^{(k)} \left(f_i^{(k-1)}, \bigoplus_{j \in \mathcal{N}} \phi^{(k)} \left(f_i^{(k-1)}, \rho(g_i g_j^{-1}) f_j^{(k-1)}, \rho_e(g_i) e_{ji}, R_i(\mathbf{x}_i - \mathbf{x}_j) \right) \right). \quad (12)$$

Indeed, the transformation of an invariant node feature f_j from the local frame of node j into the one of node i is also invariant:

$$\rho(g_i g_j^{-1}) f_j \xrightarrow{\text{global } \hat{g}} \rho((g_i \hat{g}^{-1})(g_j \hat{g}^{-1})^{-1}) f'_j = \rho(g_i \hat{g}^{-1} \hat{g} g_j) f_j = \rho(g_i g_j) f_j. \quad (13)$$

The formalism in Eq. (12) allows modifying all existing message passing approaches of this form to be $O(d)$ -equivariant and communicate tensorial messages of arbitrary representations. In practice, we opt for the tensor representation as feature representation in our networks since it can be implemented efficiently directly using the transformation matrices of the local frames, e.g. by utilizing highly optimized Einstein summation algorithms (cf. Eq. (2) and (3)).

4.3 Relation to data augmentation

As a direct consequence of condition (1), any group representation maps the identity element to the identity matrix. Thus, if all local frames were chosen to be the identity, Eq. (12) would simply turn into the usual non-invariant message passing. Similarly, choosing all local frames to be the same group element, i.e. $R_i = R(\tilde{g})$, $\tilde{g} \in O(d) \forall i$, is equivalent to a global transformation of the input data. In this case, tensorial messages do not change when sent from one local frame to the other since the change of basis $g_i g_j^{-1}$ is trivial. Therefore, choosing $\tilde{g} \in O(d)$ randomly for every training sample precisely amounts to data augmentation with random rotations and reflections.

One clear advantage of our framework for equivariance is that it allows for a direct comparison between equivariant message passing and data augmentation. Essentially all other works that present an equivariant pipeline do not compare against a non-equivariant baseline trained with data augmentation. Presumably, this is due to the fact that these approaches use specialized equivariant building blocks in their architecture, which do not have a straightforward non-equivariant equivalent. In our case, the architecture can be trained in both ways for a fair comparison using the same hyperparameters in the exact same architecture and optimizer.

5 Experiments

Below, we present results for two point cloud experiments using the popular PointNet++ architecture [Qi et al., 2017b], adapted to our equivariant framework. Similar to a U-Net for images [Ronneberger et al., 2015], the PointNet++ architecture combines an encoder that iteratively subsamples the point cloud with a decoder that vice versa upsamples the point cloud. The message passing in the encoder and decoder both follow the form of Eq. (12). Compared to the original PointNet++, we make minor architectural changes, e.g. by introducing radial and angular embeddings (see App. C and D for details of the architecture and training setup). The decoder part is needed for tasks that require per point predictions. For tasks that only require a single global output, we prune the architecture by utilizing only the encoder.

We have trained different variants of our PointNet++ adaptation on normal vector regression and classification on the ModelNet40 dataset [Wu et al., 2015]. It consists of 12,311 3D shapes of 40 different categories. We use the resampled version of the dataset for which normal vectors at all points are available and use the default train/test split. A model, using the Tensor Frames approach (Eq.(12)),

Table 1: **Normal vector regression on ModelNet40.** We report cosine similarities (higher is better) between predicted and target normal vectors for three scenarios: 1. trained and evaluated with augmentations around the gravitational axis, 2. trained only with rotations around z but evaluated using all transforms of $O(3)$ or $SO(3)$ and 3. trained and evaluated using all transforms. Our equivariant adaptation of PointNet++ [Qi et al., 2017b] produces state-of-the-art results.

Method	z/z	$z/SO(3)$	$SO(3)/SO(3)$	equivariant
Luo et al. [Luo et al., 2022]	0.80	0.80	0.80	✓
	z/z	$z/O(3)$	$O(3)/O(3)$	equivariant
PointNet++ with data augmentation (ours)	0.88	0.76	0.85	✗
PointNet++ with scalar messages (ours)	0.81	0.81	0.81	✓
PointNet++ with tensor messages (ours)	0.86	0.86	0.86	✓

Table 2: **Classification accuracies on ModelNet40.** Our equivariant adaptation of PointNet++ [Qi et al., 2017b] produces superior results over the vanilla PointNet++ (with training and evaluation setups as in Tab. 1).

Method	z/z	$z/SO(3)$	$SO(3)/SO(3)$	invariant
CRIN [Lou et al., 2023]	91.8	91.8	91.8	✓
	z/z	$z/O(3)$	$O(3)/O(3)$	invariant
PointNet++ with data augmentation (ours)	89.4	17.1	86.6	✗
PointNet++ with scalar messages (ours)	87.6	87.6	87.6	✓
PointNet++ with tensor messages (ours)	88.3	88.3	88.3	✓

is compared against an equivariant model which uses the less general scalar message passing of Eq.(11). In both models, the local frames are learned via Eq.(4). Further, we compare against a PointNet++ variant trained with data augmentation. As described in Sec. 4.3, our framework allows for a direct comparison between equivariant message passing, based on the Tensor Frames formalism, and data augmentation. For all three models, we use the same hyperparameters for the architecture and optimizer. Results compared to the current state-of-the-art equivariant architecture can be found in Tab. 1 and 2. The model trained with data augmentation has slightly fewer learnable parameters since the local frames are not learned but chosen randomly for data augmentation (cf. Sec. 4.3). For the normal regression model, this difference amounts to 0.4% of the total parameter count and for the classification model to 1.1%.

6 Discussion

On normal vector regression, our Tensor Frames adaptation of the PointNet++ architecture achieves state-of-the-art results. Normal regression is a task in which equivariance is certainly desirable and in which geometric information must be propagated precisely. Thus, tensorial message passing proves to be superior over scalar messages due to the limitations mentioned in Sec. 4.2 and Fig. 3. For shape classification the gain is less significant, indicating that geometric information, e.g. in the form of characteristic directions, may be less important. In both experiments, the networks that model exact equivariance yield slight improvements over data augmentation. Moreover, we demonstrate that informative local frames are indeed beneficial through an ablation study with randomly chosen local frames (see Tab. 3). We find that the model with random frames and tensor messages still significantly outperforms the model with learned frames but scalar messages. This highlights once more that the Tensor Frames approach enables to communicate geometric information more reliably.

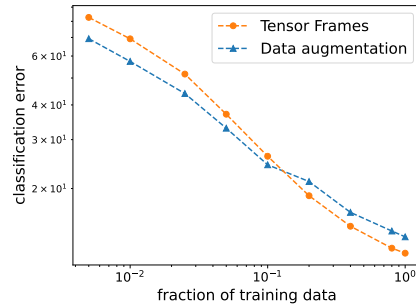


Figure 4: **Data efficiency of built-in equivariance vs. data augmentation.**

Table 3: **Learning informative local frames and tensorial messages are beneficial.** Normal vector regression on ModelNet40 using adaptations of PointNet++ with learned vs. random local frames and tensorial vs. scalar messages. The model with random frames and tensor messages still significantly outperforms the model with learned frames but scalar messages, highlighting the benefit of the Tensor Frames approach.

Cosine similarity \uparrow	tensorial messages	scalar messages
learned local frames	0.86	0.81
random local frames	0.84	0.79

We would like to stress that our PointNet++ trained with data augmentation already outperforms the published state-of-the-art of *equivariant* methods on normal regression. In general, we advocate that equivariant architectures are also compared against a strong baseline trained with data augmentation. Since equivariant methods do neither “waste” data nor network capacity to perform well on different input orientations, they are often said to be more data efficient [Batzner et al., 2022], meaning that they improve faster as more data becomes available [Hestness et al., 2017]. We have trained a series of classification networks (as in Sec. 5) with the same architecture but different fractions of the training data. The misclassification rate is expected to fall exponentially as the training set increases. Indeed, in the log-log plot (test error versus fraction of training data, Fig. 4) the equivariant Tensor Frames approach shows a steeper slope, indicating better data efficiency than the same model trained with data augmentation. However, perhaps surprisingly, the error rate is not necessarily smaller for all dataset sizes, meaning that in some cases, purely in terms of accuracy, data augmentation may be favorable over built-in equivariance. We see this as a big advantage of our framework, which allows for the parallel development of an exact equivariant model and an equally well-engineered non-equivariant baseline, that can be trained via data augmentation.

7 Conclusion

This work introduces Tensor Frames, a novel framework for building $O(d)$ -equivariant message passing architectures. We provide a well-motivated formalism through which existing non-equivariant networks can be adapted to be equivariant. The presented approach provides a new perspective compared to existing approaches for exact equivariance, which do not use local frames but specialized tensorial operations. Our method does not require the implementation of tensor products or specialized linear layers, norms or non-linearities but can be integrated straightforwardly with existing architectures. Our method offers a strict generalization of existing approaches that achieve equivariance based on local frames. We demonstrate that equivariance via Tensor Frames can significantly improve the performance compared to methods that use message passing without tensorial messages. Our framework can be used as a drop-in replacement for data augmentation to achieve exact, built-in equivariance and allows for a direct and fair comparison between the two approaches. Tensor Frames open up a new possibility for evaluating the efficacy of equivariance as a model prior on numerous geometric machine learning tasks. Through this work, we hope to inspire researchers and practitioners alike to apply the Tensor Frames approach to different architectures in various domains.

References

- Ilyes Batatia, David P Kovacs, Gregor Simm, Christoph Ortner, and Gábor Csányi. Mace: Higher order equivariant message passing neural networks for fast and accurate force fields. *Advances in Neural Information Processing Systems*, 35:11423–11436, 2022.
- Simon Batzner, Albert Musaelian, Lixin Sun, Mario Geiger, Jonathan P Mailoa, Mordechai Kornbluth, Nicola Molinari, Tess E Smidt, and Boris Kozinsky. E (3)-equivariant graph neural networks for data-efficient and accurate interatomic potentials. *Nature communications*, 13(1):2453, 2022.
- Johannes Brandstetter, Rob Hesselink, Elise van der Pol, Erik J Bekkers, and Max Welling. Geometric and physical quantities improve e(3) equivariant message passing. In *International Conference on Learning Representations*, 2022. URL https://openreview.net/forum?id=_xwr8g0BeV1.

- Congyue Deng, Or Litany, Yueqi Duan, Adrien Poulenard, Andrea Tagliasacchi, and Leonidas J Guibas. Vector neurons: A general framework for so (3)-equivariant networks. In *Proceedings of the IEEE/CVF International Conference on Computer Vision*, pages 12200–12209, 2021.
- Thorben Frank, Oliver Unke, and Klaus-Robert Müller. So3krates: Equivariant attention for interactions on arbitrary length-scales in molecular systems. *Advances in Neural Information Processing Systems*, 35:29400–29413, 2022.
- Xiang Fu, Zhenghao Wu, Wujie Wang, Tian Xie, Sinan Keten, Rafael Gomez-Bombarelli, and Tommi Jaakkola. Forces are not enough: Benchmark and critical evaluation for machine learning force fields with molecular simulations. *arXiv preprint arXiv:2210.07237*, 2022.
- Fabian Fuchs, Daniel Worrall, Volker Fischer, and Max Welling. Se (3)-transformers: 3d rotation equivariant attention networks. *Advances in neural information processing systems*, 33: 1970–1981, 2020.
- Johannes Gasteiger, Janek Groß, and Stephan Günnemann. Directional message passing for molecular graphs. In *International Conference on Learning Representations*, 2020. URL <https://openreview.net/forum?id=B1eWbxStPH>.
- Joel Hestness, Sharan Narang, Newsha Ardalani, Gregory Diamos, Heewoo Jun, Hassan Kianinejad, Md Mostofa Ali Patwary, Yang Yang, and Yanqi Zhou. Deep learning scaling is predictable, empirically. *arXiv preprint arXiv:1712.00409*, 2017.
- Nadir Jeevanjee. *An introduction to tensors and group theory for physicists*. Springer, 2011.
- Christian Kramer, Peter Gedeck, and Markus Meuwly. Atomic multipoles: Electrostatic potential fit, local reference axis systems, and conformational dependence. *Journal of computational chemistry*, 33(20):1673–1688, 2012.
- Feiran Li, Kent Fujiwara, Fumio Okura, and Yasuyuki Matsushita. A closer look at rotation-invariant deep point cloud analysis. In *Proceedings of the IEEE/CVF International Conference on Computer Vision*, pages 16218–16227, 2021a.
- Xianzhi Li, Ruihui Li, Guangyong Chen, Chi-Wing Fu, Daniel Cohen-Or, and Pheng-Ann Heng. A rotation-invariant framework for deep point cloud analysis. *IEEE transactions on visualization and computer graphics*, 28(12):4503–4514, 2021b.
- Yi-Lun Liao, Brandon M Wood, Abhishek Das, and Tess Smidt. Equiformerv2: Improved equivariant transformer for scaling to higher-degree representations. In *The Twelfth International Conference on Learning Representations*, 2024. URL <https://openreview.net/forum?id=mCOBKZmrzD>.
- Yongcheng Liu, Bin Fan, Shiming Xiang, and Chunhong Pan. Relation-shape convolutional neural network for point cloud analysis. In *Proceedings of the IEEE/CVF conference on computer vision and pattern recognition*, pages 8895–8904, 2019.
- Yujing Lou, Zelin Ye, Yang You, Nianjuan Jiang, Jiangbo Lu, Weiming Wang, Lizhuang Ma, and Cewu Lu. Crin: rotation-invariant point cloud analysis and rotation estimation via centrifugal reference frame. In *Proceedings of the AAAI Conference on Artificial Intelligence*, volume 37, pages 1817–1825, 2023.
- Shitong Luo, Jiahao Li, Jiaqi Guan, Yufeng Su, Chaoran Cheng, Jian Peng, and Jianzhu Ma. Equivariant point cloud analysis via learning orientations for message passing. In *Proceedings of the IEEE/CVF Conference on Computer Vision and Pattern Recognition*, pages 18932–18941, 2022.
- Simone Melzi, Riccardo Spezialetti, Federico Tombari, Michael M Bronstein, Luigi Di Stefano, and Emanuele Rodola. Gframes: Gradient-based local reference frame for 3d shape matching. In *Proceedings of the IEEE/CVF Conference on Computer Vision and Pattern Recognition*, pages 4629–4638, 2019.
- Albert Musaelian, Simon Batzner, Anders Johansson, Lixin Sun, Cameron J Owen, Mordechai Kornbluth, and Boris Kozinsky. Learning local equivariant representations for large-scale atomistic dynamics. *Nature Communications*, 14(1):579, 2023.

- Alioscia Petrelli and Luigi Di Stefano. A repeatable and efficient canonical reference for surface matching. In *2012 Second International Conference on 3D Imaging, Modeling, Processing, Visualization & Transmission*, pages 403–410. IEEE, 2012.
- Charles R Qi, Hao Su, Kaichun Mo, and Leonidas J Guibas. Pointnet: Deep learning on point sets for 3d classification and segmentation. In *Proceedings of the IEEE conference on computer vision and pattern recognition*, pages 652–660, 2017a.
- Charles Ruizhongtai Qi, Li Yi, Hao Su, and Leonidas J Guibas. Pointnet++: Deep hierarchical feature learning on point sets in a metric space. *Advances in neural information processing systems*, 30, 2017b.
- Roman Remme, Tobias Kaczun, Maximilian Scheurer, Andreas Dreuw, and Fred A Hamprecht. Kineticnet: Deep learning a transferable kinetic energy functional for orbital-free density functional theory. *The Journal of Chemical Physics*, 159(14), 2023.
- Olaf Ronneberger, Philipp Fischer, and Thomas Brox. U-net: Convolutional networks for biomedical image segmentation. In *Medical image computing and computer-assisted intervention—MICCAI 2015: 18th international conference, Munich, Germany, October 5-9, 2015, proceedings, part III 18*, pages 234–241. Springer, 2015.
- Victor Garcia Satorras, Emiel Hoogeboom, and Max Welling. E (n) equivariant graph neural networks. In *International conference on machine learning*, pages 9323–9332. PMLR, 2021.
- Kristof Schütt, Oliver Unke, and Michael Gastegger. Equivariant message passing for the prediction of tensorial properties and molecular spectra. In *International Conference on Machine Learning*, pages 9377–9388. PMLR, 2021.
- Kristof T Schütt, Huziel E Sauceda, P-J Kindermans, Alexandre Tkatchenko, and K-R Müller. Schnet—a deep learning architecture for molecules and materials. *The Journal of Chemical Physics*, 148(24), 2018.
- Guillem Simeon and Gianni De Fabritiis. Tensornet: Cartesian tensor representations for efficient learning of molecular potentials. *Advances in Neural Information Processing Systems*, 36, 2024.
- Nathaniel Thomas, Tess Smidt, Steven Kearnes, Lusann Yang, Li Li, Kai Kohlhoff, and Patrick Riley. Tensor field networks: Rotation-and translation-equivariant neural networks for 3d point clouds. *arXiv preprint arXiv:1802.08219*, 2018.
- Federico Tombari, Samuele Salti, and Luigi Di Stefano. Unique signatures of histograms for local surface description. In *Computer Vision—ECCV 2010: 11th European Conference on Computer Vision, Heraklion, Crete, Greece, September 5-11, 2010, Proceedings, Part III 11*, pages 356–369. Springer, 2010.
- Xiyuan Wang and Muhan Zhang. Graph neural network with local frame for molecular potential energy surface. In *Learning on Graphs Conference*, pages 19–1. PMLR, 2022.
- Yue Wang, Yongbin Sun, Ziwei Liu, Sanjay E Sarma, Michael M Bronstein, and Justin M Solomon. Dynamic graph cnn for learning on point clouds. *ACM Transactions on Graphics (tog)*, 38(5): 1–12, 2019.
- Maurice Weiler, Mario Geiger, Max Welling, Wouter Boomsma, and Taco S Cohen. 3d steerable cnns: Learning rotationally equivariant features in volumetric data. *Advances in Neural Information Processing Systems*, 31, 2018.
- Johnny C Wu, Gaurav Chatterjee, and Pengyu Ren. Automation of amoeba polarizable force field parameterization for small molecules. *Theoretical chemistry accounts*, 131:1–11, 2012.
- Zhirong Wu, Shuran Song, Aditya Khosla, Fisher Yu, Linguang Zhang, Xiaoou Tang, and Jianxiong Xiao. 3d shapenets: A deep representation for volumetric shapes. In *Proceedings of the IEEE conference on computer vision and pattern recognition*, pages 1912–1920, 2015.
- Jiaqi Yang, Yang Xiao, and Zhiguo Cao. Toward the repeatability and robustness of the local reference frame for 3d shape matching: An evaluation. *IEEE Transactions on Image Processing*, 27(8): 3766–3781, 2018.

- He Zhang, Siyuan Liu, Jiacheng You, Chang Liu, Shuxin Zheng, Ziheng Lu, Tong Wang, Nanning Zheng, and Bin Shao. Overcoming the barrier of orbital-free density functional theory for molecular systems using deep learning. *Nature Computational Science*, pages 1–14, 2024.
- Zhiyuan Zhang, Binh-Son Hua, Wei Chen, Yibin Tian, and Sai-Kit Yeung. Global context aware convolutions for 3d point cloud understanding. In *2020 International Conference on 3D Vision (3DV)*, pages 210–219. IEEE, 2020.
- Chen Zhao, Jiaqi Yang, Xin Xiong, Angfan Zhu, Zhiguo Cao, and Xin Li. Rotation invariant point cloud analysis: Where local geometry meets global topology. *Pattern Recognition*, 127:108626, 2022.
- Yongheng Zhao, Tolga Birdal, Jan Eric Lenssen, Emanuele Menegatti, Leonidas Guibas, and Federico Tombari. Quaternion equivariant capsule networks for 3d point clouds. In *European conference on computer vision*, pages 1–19. Springer, 2020.
- Angfan Zhu, Jiaqi Yang, Weiyue Zhao, and Zhiguo Cao. Lrf-net: learning local reference frames for 3d local shape description and matching. *Sensors*, 20(18):5086, 2020.
- Larry Zitnick, Abhishek Das, Adeesh Kolluru, Janice Lan, Muhammed Shuaibi, Anuroop Sriram, Zachary Ulissi, and Brandon Wood. Spherical channels for modeling atomic interactions. *Advances in Neural Information Processing Systems*, 35:8054–8067, 2022.

Appendix

A Tensor representation

The tensor representation is introduced in (2). The tensor representation is a group representation of $O(3)$ and is used in this paper to define the transformation behavior of the tensorial objects in the Tensor Frames message passing.

Let $g_1, g_2 \in O(3)$ and $R(g_1), R(g_2)$ the corresponding orthogonal 3×3 matrices. Essentially, the representation property follows from the fact that the 3×3 matrices are a representation. With this fact, the proof that the tensor representation is a representation is given as follows:

$$\begin{aligned} R(g_1 g_2)_{i_1 j_1} \dots R(g_1 g_2)_{i_n j_n} T_{j_1 \dots j_n} &= R(g_1)_{i_1 k_1} \dots R(g_1)_{i_n k_n} R(g_2)_{k_1 j_1} \dots R(g_2)_{k_n j_n} T_{j_1 \dots j_n} \\ &= (R(g_1) R(g_2))_{i_1 j_1} \dots (R(g_1) R(g_2))_{i_n j_n} T_{j_1 \dots j_n}. \end{aligned} \quad (14)$$

The pseudo-vector representation is also a representation, which can be shown similarly and by using that the determinant is multiplicative: $\det(AB) = \det A \det B$.

B Learning local frames

Learning the local frames is an essential part of the proposed architecture, therefore we present some further considerations for predicting local frames in an $O(3)$ equivariant way.

As described in Sec. 4.1, for each node i one predicts two vectors $\mathbf{v}_{i,1}$ and $\mathbf{v}_{i,2}$ by summing over the relative positions of adjacent nodes, weighted by the output of an MLP and an envelope function ω . The envelope function, adapted from [Gasteiger et al., 2020], is given by

$$w(r_{ij}) = \begin{cases} 1 - \frac{(p+1)(p+2)}{2} \left(\frac{r_{ij}}{r_c}\right)^p + p(p+2) \left(\frac{r_{ij}}{r_c}\right)^{p+1} - \frac{p(p+1)}{2} \left(\frac{r_{ij}}{r_c}\right)^{p+2} & r_{ij} < r_c \\ 0 & r_{ij} \geq r_c \end{cases} \quad (15)$$

and ensures a smooth transition at the cutoff radius r_c . Here, $r_{ij} = \|\mathbf{x}_j - \mathbf{x}_i\|$ is the relative distance between the nodes. The parameter p is chosen to be 5 for all experiments presented in this paper. Afterwards, the two vectors $\mathbf{v}_{i,1}, \mathbf{v}_{i,2}$ are used to construct two orthonormal vectors $\mathbf{n}_{i,1}, \mathbf{n}_{i,2}$ using the Gram-Schmidt procedure:

$$\mathbf{n}_{i,1} = \frac{\mathbf{v}_{i,1}}{\|\mathbf{v}_{i,1}\|} \quad (16)$$

$$\mathbf{n}'_{i,2} = \mathbf{v}_{i,2} - (\mathbf{n}_{i,1} \cdot \mathbf{v}_{i,2}) \mathbf{n}_{i,1} \quad (17)$$

$$\mathbf{n}_{i,2} = \frac{\mathbf{n}'_{i,2}}{\|\mathbf{n}'_{i,2}\|} \quad (18)$$

The third vector is chosen to point in the same half-space as the local center of mass to ensure an $O(3)$ -equivariant construction. The estimate of the direction to the local center of mass is smoothed using the same envelope function ω .

$$\mathbf{n}_{i,3} = \begin{cases} \mathbf{n}_{i,1} \times \mathbf{n}_{i,2} & \text{if } (\mathbf{n}_{i,1} \times \mathbf{n}_{i,2}) \cdot \bar{\mathbf{r}} \geq 0 \\ -\mathbf{n}_{i,1} \times \mathbf{n}_{i,2} & \text{else} \end{cases}, \quad \text{with } \bar{\mathbf{r}} := \sum_{j \in \mathcal{N}(i)} \omega(r_{ij})(\mathbf{x}_j - \mathbf{x}_i), \quad (19)$$

The third vector can not be learned. If one constrains the local coordinate frames to be orthonormal, the third vector is defined up to its sign; and predicting this sign is a non-differentiable operation. Our experiments have shown that orthonormal frames, which are associated with $O(3)$ transformations are favorable and that a relaxation of the normalization or orthogonality of the basis vectors decreases the performance of the models.

C Equivariant PointNet++ using our framework

PointNet++ is a widely-used architecture for point cloud tasks. It combines an encoder that iteratively down samples the point cloud with a decoder with upsampling [Qi et al., 2017b]. Each layer in the encoder consists of the following steps:

1. Use furthest point sampling to sample a subset of equally spaced nodes $N^{(k)}$.
2. For each node i in $N^{(k)}$ generate its neighborhood $\mathcal{N}(i)$ by finding all nodes within a specified radius.
3. Send and aggregate messages from all neighbors, according to:

$$f_i^{(k,enc)} = \max_{j \in \mathcal{N}(i)} \phi \left(f_j^{(k-1,enc)}, \mathbf{x}_j - \mathbf{x}_i \right), \quad (20)$$

with the channel-wise maximum as an aggregation function.

4. Continue with the next layer, but keep only the nodes $N^{(k)}$.

Since Eq. (20) follows precisely the form of Eq. (12), the message passing formula can easily be adapted to the Tensor Frames formalism by

$$f_i^{(k,enc)} = \max_{j \in \mathcal{N}(i)} \phi \left(\rho(g_i g_j^{-1}) f_j^{(k-1,enc)}, R_i(\mathbf{x}_j - \mathbf{x}_i) \right), \quad (21)$$

where R_i is the local frame of node i and $\rho(g_i g_j^{-1})$ the representation under which the node features are transformed from the local frames of node j into the one at node i . We have further refined the messages by splitting the edge vectors $\mathbf{x}_j - \mathbf{x}_i$ into a radial and an angular embedding. For the angular embedding, we simply use the normalized direction. For the norm of the edge vector, we use a Gaussian embedding, with k Gaussians-like functions, which have learnable mean and standard deviation μ_k and σ_k :

$$(\tilde{r}_{ij})_k = \exp \left(- \frac{(\|\mathbf{x}_j - \mathbf{x}_i\| - \mu_k)^2}{2\sigma_k^2} \right) \quad (22)$$

The complete, invariant message passing step reads

$$f_i^{(k,enc)} = \max_{j \in \mathcal{N}(i)} \phi \left(\rho(g_i g_j^{-1}) f_j^{(k-1,enc)}, \tilde{r}_{ij}, R_i \frac{\mathbf{x}_j - \mathbf{x}_i}{\|\mathbf{x}_j - \mathbf{x}_i\|} \right). \quad (23)$$

If the task requires one output for the entire point cloud, the node features at the nodes, remaining after the encoder $N^{(k^*)}$, are pooled into one global feature. The node and the local frame to which one sends all these messages is the one that is closest to the center of mass of the point cloud, i.e.:

$$\hat{i} = \arg \max_{i \in N^{(k^*)}} \|\mathbf{x}_i - \bar{\mathbf{x}}\| \quad \text{with } \bar{\mathbf{x}} := \frac{\sum_{i \in N^{(k^*)}} \mathbf{x}_i}{\sum_{i \in N^{(k^*)}} 1} \quad (24)$$

$$f_{global} = \max_{j \in \mathcal{N}_{\hat{i}}} \phi \left(\rho(g_{\hat{i}} g_j^{-1}) f_j^{(k_{max},enc)}, \tilde{r}_{\hat{i}j}, R_{\hat{i}} \frac{\mathbf{x}_j - \mathbf{x}_{\hat{i}}}{\|\mathbf{x}_j - \mathbf{x}_{\hat{i}}\|} \right) \quad (25)$$

Finally, the global features may be passed through an MLP to generate the output of the invariant message passing part of our architecture.

If the task requires one output per node in the input point cloud, one must upsample the nodes again after the encoder. To do this, one caches the positions and features of the nodes of the encoder layers and iteratively applies the following steps in the decoder:

1. Let the input nodes to that layer be $N^{(k)}$. The features at these nodes are interpolated to the node features of the larger subset $N^{(k-1)}$ (reversing the subsampling of the encoder layers): For that, one finds for each node $i \in N^{(k-1)}$ its three closest neighbors in $N^{(k)}$ (let us denote their set by $\text{NN}_3(i)$) and interpolates their features by inverse distance weighting:

$$h_i = \frac{\sum_{j \in \text{NN}_3(i)} \|\mathbf{x}_j - \mathbf{x}_i\|^{-1} \rho(g_i g_j^{-1}) f_j^{(k,dec)}}{\sum_{j \in \text{NN}_3(i)} \|\mathbf{x}_j - \mathbf{x}_i\|^{-1}}. \quad (26)$$

2. The interpolated features h_i are then concatenated with the node features at the $k-1$ -th layer of the encoder and embedded in an MLP to obtain the updated and upsampled node features:

$$f_i^{(k-1,dec)} = \text{MLP} \left(h_i, f_i^{(k-1,enc)} \right), \quad (27)$$

which practically implements a skip connection between the activations in the encoder and the decoder. Note that the decoder features are counted backward in k .

- Continue with the next layer with the set of nodes given by $N^{(k-1)}$.

Finally, the node features, back at the level of the input nodes, are brought into the desired output dimension by one last MLP layer.

D Additional experiments and experimental details

All experiments are conducted on the ModelNet40 dataset [Wu et al., 2015]. In particular, we use the resampled version available at https://shapenet.cs.stanford.edu/media/modelnet40_normal_resampled.zip, which includes normal vectors for each point in the point cloud. We use the first 1024 points based on the ordering provided in this version of the dataset and normalize the point clouds to fit in the unit sphere. The ordering is based on furthest point sampling to evenly cover the surface of the 3D shapes.

Hyperparameter choices. The hyperparameters chosen for our two main experiments are listed in Tab. 4.

Table 4: **Hyperparameter choices.** The main hyperparameter choices for our models in the classification and normal vector regression task. Label smoothing only applies to the classification model.

	normal vector regression	classification
optimizer	AdamW	AdamW
weight decay	5e-4	0.05
learning rate	5e-3	1e-3
scheduler	Cosine-LR	Cosine-LR
epochs	800	800
warm up epochs	10	10
gradient clip	0.5	0.5
label smoothing	N.A.	0.3
loss	L1-loss	Cross-Entropy

Architectural design. The architectures used in our experiment can be summarized using the following short-hand:

- Encoding layer: $E(\text{in rep.}, [\text{hidden layers}], \text{neighborhood radius}, \text{subsampling fraction})$ see Eq. (23)
- Decoding layer: $D(\text{in rep.}, [\text{hidden layers}])$ see Eq. (27)
- MLP: $\text{MLP}(\text{in rep.}, [\text{hidden layers}], \text{out rep.})$
- Output layer: $O(\text{in rep.}, [\text{hidden layers}], \text{out rep.}, \text{dropout})$ see Eq. (24)

Furthermore, we define the following notation to specify the feature representation used during message passing: The feature representations are a direct sum of tensor and pseudotensor representations. A representation is characterized by its order (i.e. the number of indices, cf. 3) and its behavior under parity (n for tensors and p for pseudotensors). Furthermore, we specify the multiplicities, that is, how often each representation appears in a direct sum representation. To give an example, the representation denoted as $8 \times 0p + 4 \times 1n$ is the direct sum of 8 pseudoscalars and 4 vectors.

The architecture used for normal vector regression is described in Tab. 5. The number of Gaussian-like functions in the radial embedding is set to 64. The architecture used for classification is described in Tab. 6. Here, the number of Gaussian-like functions in the radial embedding is set to 16. For both experiments, the MLP used in the prediction of the local frames (according to Eq. (4)) has two hidden layers of dimension 128 each.

All fully connected linear layers are followed by batch normalization except the MLP in the output layer, where we do not use any normalization. As activation function, we use the SiLU function.

Table 5: **Architecture of the normal vector regression model.**

Layer number	Layer
1	$E(0x0n, [64], 0.2, 1.0)$
2	$E(64x0n+16x0p+16x1n+4x1p+4x2n+1x2p, [64], 0.2, 1.0)$
3	$E(64x0n+16x0p+16x1n+4x1p+4x2n+1x2p, [128], 0.2, 0.2)$
4	$E(128x0n+32x0p+32x1n+8x1p+8x2n+2x2p, [256], 0.5, 0.2)$
5	$E(256x0n+64x0p+64x1n+16x1p+16x2n+4x2p, [512], 0.8, 0.2)$
6	$E(512x0n+128x0p+128x1n+32x1p+32x2n+8x2p, [512], 1.4, 0.2)$
7	$D(512x0n+128x0p+128x1n+32x1p+32x2n+8x2p, [512])$
8	$D(512x0n+128x0p+128x1n+32x1p+32x2n+8x2p, [256])$
9	$D(256x0n+64x0p+64x1n+16x1p+16x2n+4x2p, [128])$
10	$D(128x0n+32x0p+32x1n+8x1p+8x2n+2x2p, [128])$
11	$D(64x0n+16x0p+16x1n+4x1p+4x2n+1x2p, [64])$
12	$D(64x0n+16x0p+16x1n+4x1p+4x2n+1x2p, [64])$
13	$MLP(64x0n+16x0p+16x1n+4x1p+4x2n+1x2p, [128, 64, 32], 1x1n)$

Table 6: **Architecture of the classification model.**

Layer number	Layer
1	$E(0x0, [64, 128], 0.2, 0.3)$
2	$E(80x0n+20x1n+6x2n, [128, 256], 0.8, 0.4)$
3	$E(160x0n+40x1n+12x2n, [256, 512], 1.4, 0.5)$
4	$E(0x0, [64], 0.2, 1.0)$
5	$O(320x0n+80x1n+24x2n, [512, 256, 128], 40x0n, 0.5)$

Hardware and runtimes. The training of the equivariant *learned frames + tensor messages* model for the normal vector regression task took 28h on a single NVIDIA H100 GPU (CPU: 2 x 32-Core Epyc 7452 + 8 x A100, RAM: 1024 GB). The training of the data augmented model took 19h on a single NVIDIA A100 GPU (CPU: 2 x 48-Core Xeon 8468V + 4 x H100, RAM: 1024 GB). Training the equivariant model on the same hardware as the model trained with data augmentation would take approximately 94h. Accordingly, the training of the equivariant model is about five times slower than the data-augmented version. The equivariant classification model (learned frames + tensor messages) was trained for 19h on a single NVIDIA A100 (as above) and the data augmented version for 10h.

We also compare the inference times of the trained models on the normal vector regression tasks. The results of this ablation can be found in Tab. 7. While the train time is substantially more expensive if tensor messages are included in the model, the difference in the inference time is far less severe.

Table 7: **Evaluation runtimes.** Average runtime for a single sample on normal vector regression (executed on an NVIDIA A100). Standard deviations are based on 10 loops over the test set. Tensor frames achieve exact equivariance, but the runtime of data augmentation is 35% faster.

Method	evaluation runtime
Learned frames + tensor messages	$(0.23 \pm 0.06)s$
Random frames + tensor messages	$(0.21 \pm 0.06)s$
Learned frames + scalar messages	$(0.18 \pm 0.05)s$
Random frames + scalar messages	$(0.16 \pm 0.07)s$
Data augmentation	$(0.15 \pm 0.05)s$