
CLIENT2VEC: IMPROVING FEDERATED LEARNING BY DISTRIBUTION SHIFTS AWARE CLIENT INDEXING

Yongxin Guo^{1,2}, Lin Wang^{1,2}, Xiaoying Tang^{1,2,3}, Tao Lin^{4,5}

¹School of Science and Engineering, The Chinese University of Hong Kong, Shenzhen, Guangdong, 518172, P.R. China

²The Shenzhen Institute of Artificial Intelligence and Robotics for Society

³The Guangdong Provincial Key Laboratory of Future Networks of Intelligence

⁴Research Center for Industries of the Future, Westlake University

⁵School of Engineering, Westlake University

ABSTRACT

Federated Learning (FL) is a privacy-preserving distributed machine learning paradigm. Nonetheless, the substantial distribution shifts among clients pose a considerable challenge to the performance of current FL algorithms. To mitigate this challenge, various methods have been proposed to enhance the FL training process.

This paper endeavors to tackle the issue of data heterogeneity from another perspective—by improving FL algorithms prior to the actual training stage. Specifically, we introduce the Client2Vec mechanism, which generates a unique client index for each client before the commencement of FL training. Subsequently, we leverage the generated client index to enhance the subsequent FL training process. To demonstrate the effectiveness of the proposed Client2Vec method, we conduct three case studies that assess the impact of the client index on the FL training process. These case studies encompass enhanced client sampling, model aggregation, and local training. Extensive experiments conducted on diverse datasets and model architectures show the efficacy of Client2Vec across all three case studies. Our code is available at <https://github.com/LINs-lab/client2vec>.

1 Introduction

Federated Learning (FL) is an emerging machine learning paradigm that preserves clients’ privacy by only exchanging model parameters between clients and server, and maintains the local data not exchanged. As the de facto algorithm in FL, FedAvg (McMahan et al., 2016) proposes to use local SGD to improve the communication efficiency of FL. However, the non-i.i.d. nature of local distributions significantly reduces the performance of FL algorithms (Lin et al., 2020b; Karimireddy et al., 2020b; Li et al., 2020). Despite the great success of existing methods in addressing the non-i.i.d. problem in FL (Li et al., 2021; Acar et al., 2020), most existing studies center on the training process of FL by improving the key stages of the FL training, such as client sampling (Fraboni et al., 2021; Luo et al., 2022; Wang et al., 2023), model aggregation (Wang et al., 2019; Lin et al., 2020a; Chen et al., 2023), and local training (Li et al., 2020, 2021).

An additional line of research in FL aims to find efficient methods to improve the performance before the training stage. Yet only a limited number of works exist, either utilizing dataset distillation before the FL training (Yang et al., 2023), or generating global shared synthetic pseudo-data (Guo et al., 2023b; Tang et al., 2022). Despite promising, these approaches incur additional computation costs on local devices with a limited number of applicable scenarios and are incompatible with other FL training stages like client sampling and model aggregation.

Taking inspiration from the Word2Vec technique in Natural Language Processing (NLP) tasks (Mikolov et al., 2013) and domain indexing in Domain Generalization tasks (Xu et al., 2022), we introduce a novel mechanism below, namely Client2Vec. Client2Vec generates an index vector for each client, serving as their identity by incorporating information about the client’s local data distribution. These vectors are used to measure label and feature distribution shifts among clients, seamlessly integrate into the FL training pipeline, and allows efficiently (1) operating independently of the FL

training process, (2) combining with existing FL methods, while imposing a minimal additional computational load on local devices, and (3) enhancing FL training performance throughout all stages.

Our contributions can be summarized as follows:

- We explore a novel mechanism in FL called Client2Vec, which involves creating an index vector for each client before the FL training phase. These vectors incorporate information about the local distribution of clients and subsequently enhance the FL training process.
- We present the Distribution Shifts Aware Index Generation Network (DSA-IGN), a network specifically designed to generate the client index prior to FL training. Our visualization results demonstrate the effectiveness of the client index in measuring the similarities in clients’ local distributions.
- We conduct three case studies, including client sampling, model aggregation, and local training, to illustrate the potential and effectiveness of the generated client index. Our experiments, conducted on various datasets and model architectures, consistently demonstrate significant performance improvements with the use of Client2Vec.

2 Related Works

Information sharing in FL. Federated Learning (FL) is a distributed training methodology where local data is retained and not exchanged between the central server and clients (Li et al., 2020; Karimireddy et al., 2020b,a; Guo et al., 2023b; Jiang & Lin, 2023). FedAvg (McMahan et al., 2016; Lin et al., 2020b), a foundational algorithm, uses local Stochastic Gradient Descent (local SGD) to reduce communication. Nevertheless, the performance of FL algorithms is substantially impeded by distribution shifts among clients. To address distribution shift in FL, existing works share local distribution statistics (Shin et al., 2020; Zhou & Konukoglu, 2022), data representations (Hao et al., 2021; Tan et al., 2022), and prediction logits (Chang et al., 2019; Luo et al., 2021). FedMix (Yoon et al., 2020) and FedBR (Guo et al., 2023b) enhance local training with privacy-protected augmentation data. VHL (Tang et al., 2022) employs randomly initialized generative models to produce virtual data, regularizing local features to closely align with those of same-class virtual data. FedFed (Yang et al., 2023) proposes a dataset distillation method, amalgamating distilled datasets into all clients’ local datasets to mitigate distribution shifts. Compared to existing methods, Client2Vec has the following advantages: (1) decouples index generation from FL training, reducing FL training load; (2) generates one client index per client, improving efficiency; (3) contributes to the entire FL training process, including client sampling, model aggregation, and local training.

Domain indexing. Domain Generalization (DG) tackles cross-domain generalization by generating domain-invariant features. While conventional DG methods strive to make a data point’s latent representation independent of its domain identity using a one-hot vector (Ganin et al., 2016; Tzeng et al., 2017; Zhao et al., 2017), recent studies propose using real-value scalars or vectors as domain indices to improve performance (Wang et al., 2020; Xu et al., 2021). However, obtaining domain indices may be impractical. To address this, Xu et al. (2022) introduced variational domain indexing (VDI) to infer domain indices without prior knowledge. Yet, challenges arise when applying VDI to FL due to communication costs, privacy concerns, and neglect of label shifts. Further discussions on related works can be found in Appendix B.

3 Client2Vec: Distribution Shifts Aware Client Indexing

In this section, we introduce Client2Vec, a mechanism that generates an index vector for each client, representing their identity and incorporating information about their local distribution. The client index, which considers both label and feature distribution shifts, is defined in Section 3.1. We present the Distribution Shifts Aware Index Generation Network (DSA-IGN) in Section 3.2, which generates the client index based on the specified criteria. Visualization examples of the generated client index are provided in Section 3.3.

3.1 Client Index

We consider the FL setting with M clients, where each client i possesses N_i data samples. The j -th data sample of client i is represented as $(\mathbf{x}_{i,j}, y_{i,j})$.

Sample index and Client index. To ensure that the client index conveys information about all data samples within the client, we first generate the sample index $\mathbf{u}_{i,j}$ as the index vector for the data sample $(\mathbf{x}_{i,j}, y_{i,j})$. The client index β_i is then computed as the average of all data samples for client i : $\beta_i = \frac{1}{N_i} \sum_{j=1}^{N_i} \mathbf{u}_{i,j}$.

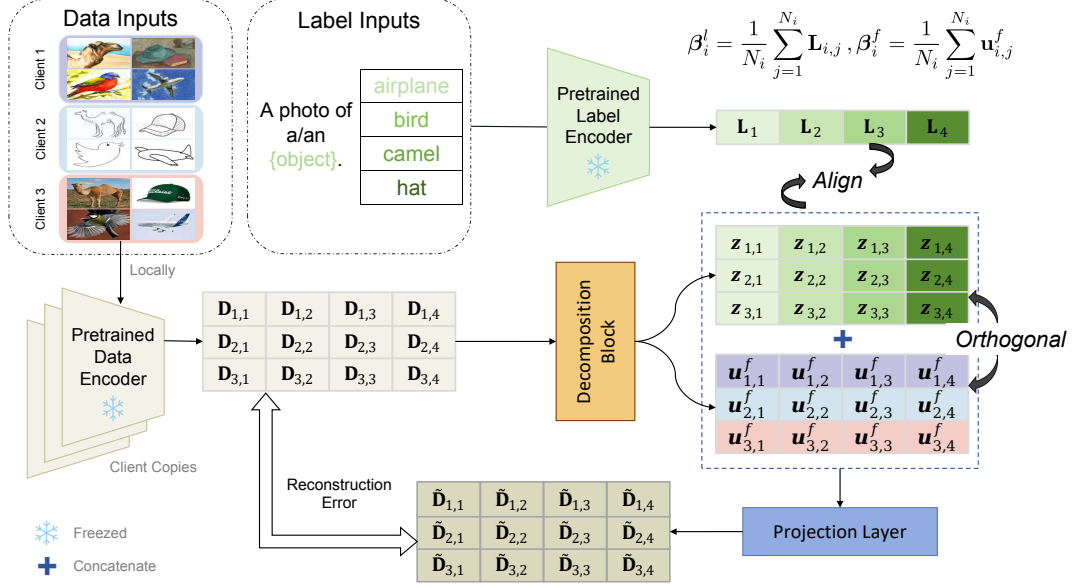


Figure 1: **Illustration of the DSA-IGN Workflow:** The local data from clients, denoted as $(\mathbf{x}_{i,j}, y_{i,j})$, undergo encoding by the CLIP encoders, resulting in the transformation to $(\mathbf{D}_{i,j}, \mathbf{L}_{i,j})$ before the index generation process. The CLIP image embedding $\mathbf{D}_{i,j}$ is then split into a data encoding $\mathbf{z}_{i,j}$ and a sample feature index $\mathbf{u}_{i,j}^f$. The $\mathbf{z}_{i,j}$ and $\mathbf{u}_{i,j}^f$ are then concatenated and projected to $\tilde{\mathbf{D}}_{i,j}$ to reconstruct $\mathbf{D}_{i,j}$. Lastly, client label index β_i^l and client feature index β_i^f are obtained by averaging $\mathbf{L}_{i,j}$ and $\mathbf{u}_{i,j}^f$, respectively.

For FL scenarios where feature and label shifts occur simultaneously, the sample index $\mathbf{u}_{i,j}$ consists of two parts: sample feature index $\mathbf{u}_{i,j}^f \in \mathbb{R}^{d_i}$ and sample label index $\mathbf{u}_{i,j}^l \in \mathbb{R}^{d_i}$, encoding the feature and label information of the data sample $(\mathbf{x}_{i,j}, y_{i,j})$, respectively. Similarly, the client index β_i is represented as $\beta_i = [\beta_i^f; \beta_i^l] \in \mathbb{R}^{2d_i}$, where $\beta_i^f \in \mathbb{R}^{d_i}$ is the client feature index, and $\beta_i^l \in \mathbb{R}^{d_i}$ is the client label index.

However, obtaining client and sample indices may not always be trivial in practice. To address this, we extend the domain index idea in Xu et al. (2022) and define the expected properties of sample index $\mathbf{u}_{i,j}$ and client index β_i below.

Definition 3.1 (Sample Index). *Given the data sample $(\mathbf{x}_{i,j}, y_{i,j})$ and its corresponding encoding $\mathbf{z}_{i,j}$, which encode information that can be used to predict $y_{i,j}$, the sample index $\mathbf{u}_{i,j}$ of data sample $(\mathbf{x}_{i,j}, y_{i,j})$ is expected to satisfy the following properties:*

- **Independence between $\mathbf{u}_{i,j}^f$ and $\mathbf{z}_{i,j}$.** Sample feature index $\mathbf{u}_{i,j}^f$ is independent of client-invariant data encoding $\mathbf{z}_{i,j}$. This aims to encourage the sample feature index $\mathbf{u}_{i,j}^f$ to encode the client-dependent information—specifically, the distinct information about the client’s local distribution, and unrelated to label prediction.
- **Maximizing information in $\mathbf{u}_{i,j}^l$ and $\mathbf{z}_{i,j}$ for label prediction.** The data encoding $\mathbf{z}_{i,j}$ and sample label index $\mathbf{u}_{i,j}^l$ should contain as much information as possible to predict label y .
- **Information Preservation of $\mathbf{u}_{i,j}^f$ and $\mathbf{z}_{i,j}$.** Data encoding $\mathbf{z}_{i,j}$ and sample feature index $\mathbf{u}_{i,j}^f$ preserves as much information as possible to recover data $\mathbf{x}_{i,j}$.

Remark 3.2. *Different from the definitions of domain index outlined in Xu et al. (2022) (refer to Definition C.1), Definition 3.1 encompasses both label and feature distribution shifts by introducing the sample label index $\mathbf{u}_{i,j}^l$. Additionally, generating domain-level index in Definition C.1 requires to gather all sample indices $\mathbf{u}_{i,j}$ from various data sources. We simplify this procedure and calculate the client index as $\beta_i = \frac{1}{N_i} \sum_{j=1}^{N_i} \mathbf{u}_{i,j}$.*

3.2 Generating Client Index

In this section, we describe the generation of β_i and $\mathbf{u}_{i,j}$ based on Definition 3.1, as depicted in Figure 1. We use image datasets for clarity, and details for language datasets can be found in Appendix D.1.

Encoding data using CLIP. Since the client index, denoted as β_i , is computed as an average across sample indices $\mathbf{u}_{i,j}$, the primary challenge in generating the client index lies in generating these sample indices $\mathbf{u}_{i,j}$. According to Definition 3.1, we can observe that the sample label index $\mathbf{u}_{i,j}^l$ solely encodes label information, while the sample

feature index encodes image feature information independently of label information. Consequently, to generate the sample index, we must devise a method that maps label information and image information into the same space, facilitating the extraction of label-dependent sample label index $\mathbf{u}_{i,j}^l$ and label-independent sample feature index $\mathbf{u}_{i,j}^f$.

We propose to leverage CLIP (Radford et al., 2021) to ease the index generation process. CLIP is a pre-trained cross-modality model that contains an image encoder and a text encoder, aligning image and text embedding. As shown in Figure 1, for a given input image-label pairs $(\mathbf{x}_{i,j}, y_{i,j})$, we utilize a CLIP image encoder to produce image embedding $\mathbf{D}_{i,j}$ and a text encoder to generate label embedding $\mathbf{L}_{i,j}$:

- *Label Embedding $\mathbf{L}_{i,j}$* : The $\mathbf{L}_{i,j}$ only encodes label descriptions such as ‘‘A photo of a/an {object}’’. Therefore, we use $\mathbf{L}_{i,j}$ as the embedding that only contains label information, which is naturally invariant among clients.
- *Image embedding $\mathbf{D}_{i,j}$* : The $\mathbf{D}_{i,j}$ is extracted from the whole image, serving as a compact feature containing both client-independent (label information) and client-specific (background, style, etc.) features.

Consequently, the original local dataset $\mathcal{D}_i = \{(\mathbf{x}_{i,j}, y_{i,j})\}$ is transformed into the CLIP embedding set $\mathcal{E}_i = \{(\mathbf{D}_{i,j}, \mathbf{L}_{i,j})\}$. The \mathcal{E}_i is then utilized to generate the index. Note that other cross-modality models, such as BLIP (Li et al., 2022) and BLIP2 (Li et al., 2023a), can also align vision and language like CLIP. Exploring the effectiveness of these models could be a valuable future research direction.

Generating sample indices using CLIP embedding and DSA-IGN. Given that $\mathbf{L}_{i,j}$ only encodes label information, we directly set $\mathbf{u}_{i,j}^l = \mathbf{L}_{i,j}$. On the contrary, by Definition 3.1, the sample feature index $\mathbf{u}_{i,j}^f$ needs to encode label-invariant client-specific information. Thus, we decompose $\mathbf{D}_{i,j}$ —which contains both label and client-specific information—to generate $\mathbf{u}_{i,j}^f$ while isolating the client-specific information from $\mathbf{D}_{i,j}$.

The entire process of generating the sample feature index is achieved by training the Distribution Shifts Aware Generation Network (DSA-IGN). The training process of DSA-IGN includes three components, corresponding to the three rules in Definition 3.1:

- *Decompose CLIP image embedding $\mathbf{D}_{i,j}$* . We decompose $\mathbf{D}_{i,j}$ to sample feature index $\mathbf{u}_{i,j}^f$ and data encoding $\mathbf{z}_{i,j}$. Regularization is applied to ensure orthogonality between $\mathbf{u}_{i,j}^f$ and $\mathbf{z}_{i,j}$, ensuring their independence. The decomposition block can be any non-linear neural network architecture, and we use a three-layer transformer encoder as the decomposition block for the sake of simplicity¹.
- *Aligning the data encoding $\mathbf{z}_{i,j}$ and $\mathbf{L}_{i,j}$ to ensure label sensitivity of $\mathbf{z}_{i,j}$* . We force $\mathbf{z}_{i,j}$ to have a large cosine similarity with the label embedding $\mathbf{L}_{i,j}$, ensuring that $\mathbf{z}_{i,j}$ encodes as much information as possible to predict the label $y_{i,j}$.
- *Reconstruct CLIP image embedding $\mathbf{D}_{i,j}$* . To ensure that $\mathbf{u}_{i,j}^f$ and $\mathbf{z}_{i,j}$ retain all the information from the CLIP image embedding $\mathbf{D}_{i,j}$, we utilize $\mathbf{u}_{i,j}^f$ and $\mathbf{z}_{i,j}$ for the purpose of reconstructing $\mathbf{D}_{i,j}$. In detail, we begin by concatenating $\mathbf{u}_{i,j}^f$ and $\mathbf{z}_{i,j}$, followed by projecting the resultant vector onto $\tilde{\mathbf{D}}_{i,j}$, and subsequently minimizing the distance between the reconstructed embedding $\tilde{\mathbf{D}}_{i,j}$ and the original CLIP image embedding $\mathbf{D}_{i,j}$. Experiments on various projection layer architectures can be found in Appendix D.3.

Objective functions of DSA-IGN. We define the following objective function:

$$\mathcal{L}(\mathbf{u}_{i,j}^f, \mathbf{z}_{i,j}, \mathbf{D}_{i,j}, \mathbf{L}_{i,j}) = \underbrace{\mathcal{L}_{\text{div}}(\mathbf{u}_{i,j}^f)}_{\text{Stable Training}} + \underbrace{\mathcal{L}_{\text{sim}}(\mathbf{z}_{i,j}, \mathbf{L}_{i,j}) + \mathcal{L}_{\text{orth}}(\mathbf{u}_{i,j}^f, \mathbf{z}_{i,j}) + \mathcal{L}_{\text{recon}}(\mathbf{u}_{i,j}^f, \mathbf{z}_{i,j}, \mathbf{D}_{i,j})}_{\text{Following three components}},$$

where we use \mathcal{L}_{sim} , $\mathcal{L}_{\text{orth}}$, and $\mathcal{L}_{\text{recon}}$, corresponding to three components, to generate sample feature indexes as defined in Definition 3.1. Additionally, we introduce \mathcal{L}_{div} to improve training stability. In detail,

- \mathcal{L}_{sim} ensures label sensitivity for $\mathbf{z}_{i,j}$. It is defined as $\mathcal{L}_{\text{sim}}(\mathbf{z}_{i,j}, \mathbf{L}_{i,j}) = 1 - \text{cosine similarity}(\mathbf{z}_{i,j}, \mathbf{L}_{i,j})$, promoting a high cosine similarity between $\mathbf{z}_{i,j}$ and $\mathbf{L}_{i,j}$.
- $\mathcal{L}_{\text{orth}}$ guarantees independence between $\mathbf{u}_{i,j}^f$ and $\mathbf{z}_{i,j}$. It is defined as $\mathcal{L}_{\text{orth}} = \|\mathbf{Z}\mathbf{U}^T\|$, where $\mathbf{Z} = [\mathbf{z}_{i,j}]^T$ and $\mathbf{U} = [\mathbf{u}_{i,j}^f]^T$.
- $\mathcal{L}_{\text{recon}}$ for information preservation. It is defined as the mean squared distance between the reconstructed embedding $\tilde{\mathbf{D}}_{i,j}$ and the original CLIP image embedding $\mathbf{D}_{i,j}$.

¹Each transformer encoder layer will have 8 attention heads and the dimension of the model is 32. More details about the network architectures of DSA-IGN can be found in Appendix D.2.

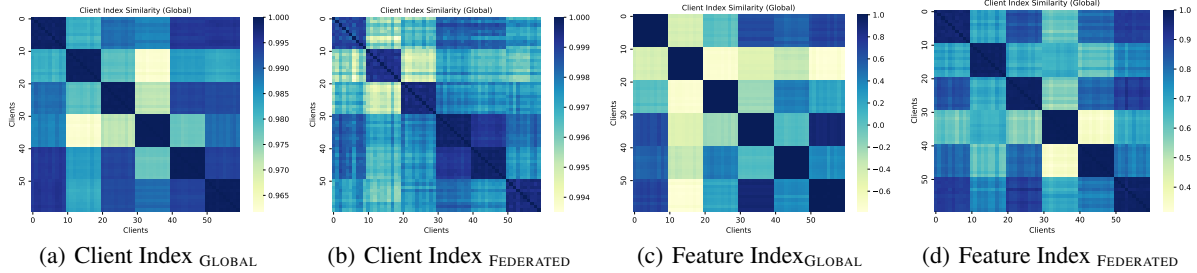


Figure 3: **Visualization of index similarities between clients.** We illustrate the similarities of client index β_i and client feature index β_i^f between clients. Results including both GLOBAL and FEDERATED training strategies are reported. Ideally, clients in the same domain should share a similar client index, resulting in dark diagonal blocks.

- \mathcal{L}_{div} is introduced to ensure stable training outcomes by promoting diversity in $\mathbf{u}_{i,j}^f$ across different samples within the same batch. This is important because insufficient training epochs can result in identical $\mathbf{u}_{i,j}^f$ values across all data samples. $\mathcal{L}_{\text{div}} = \frac{1}{B} \sum_{j=1}^B \log(\sum_{k \neq j} \exp(\cos\text{-sim}(\mathbf{u}_{i,j}^f, \mathbf{u}_{i,k}^f)))$ is designed to promise diversity between $\mathbf{u}_{i,j}^f$, and it is similar in concept to SimCLR (Chen et al., 2020), focusing on negative pairs. B is the batch-size here.

Optimizing Client2Vec. We consider two training strategies, namely GLOBAL and FEDERATED explained below:

- GLOBAL: Each client uploads one batch (128 samples) of $(\mathbf{D}_{i,j}, \mathbf{L}_{i,j})$ pairs to the server. The server trains the DSA-IGN using the collected pairs from all clients and then sends the trained DSA-IGN to clients for generating client index.
- FEDERATED: The DSA-IGN is trained using all clients’ local data through FedAvg. In each communication round, the server randomly selects 10% of clients, and the local epoch number is set to 10.

3.3 Visualization Examples of Client Index

In this section, we visualize some examples of the generated client index on the DomainNet dataset (Peng et al., 2019a). DomainNet contains data from 6 different domains, where data belonging to different domains have significant feature shifts. We chose 50 out of 345 available classes, with each domain randomly divided into 10 clients. Then the 6 domains will result in a total of 60 clients. Clients 0 to 9 correspond to the first feature domain, clients 10 to 19 to the second, and so forth, with clients 51 to 59 representing the last feature domain. Clients from various domains experience feature shifts and possess varying sample sizes due to differences in the number of samples within each domain.

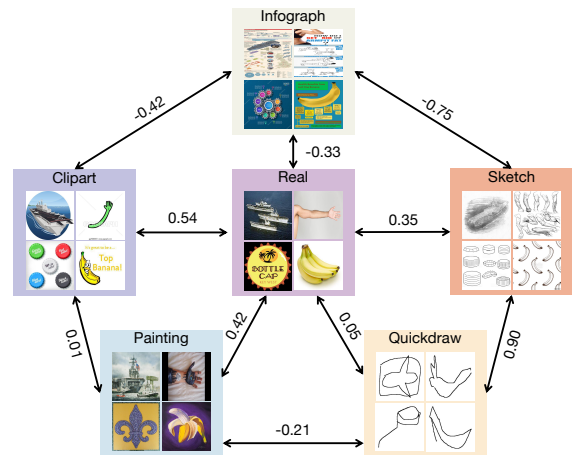


Figure 2: **Illustration of feature index similarities between different domains.** We present an analysis of cos-similarities across various domains. The results are acquired employing the GLOBAL training strategy.

Similarity of client indices among different clients. As the distribution shifts among clients mainly come from the feature shifts among domains, in Figure 3 we depict the similarities of the client index β_i and the client feature index β_i^f across clients, employing both GLOBAL and FEDERATED training strategies. We have the following observations:

- *Clients sharing the same feature domain show similar client indices.* We observe the similarities between client index β_i and client feature index β_i^f approach 1.0 for clients within the same feature domain. Conversely, clients belonging to different feature domains have large distances regarding the client feature index β_i^f . This highlights the effectiveness of our method in learning meaningful information about clients’ local distribution.
- *Both the GLOBAL and FEDERATED training strategies produce client indices that encode meaningful information about client distribution.* We note that both the GLOBAL and FEDERATED training strategies can generate similar

client indices for clients with the same feature domain. Moreover, the indices generated by the GLOBAL strategy exhibit a more clear boundary among domains.

Inter-Domain Similarity Assessment. Utilizing the feature index β_i^f for clients, we quantify similarity across different domains. Figure 2 illustrates the average cosine similarities of client feature index β_i^f between clients belonging to different domains. The results align with human intuitions, with the “Real” domain showing greater proximity to “Clipart”, “Painting”, and “Sketch”, while exhibiting significant differences from “Infograph” and “Quickdraw”. These findings validate the effectiveness of our generated client index.

4 Improving FL via Client2Vec

In this section, we showcase improving the FL training process by leveraging the trained client index β_i . Specifically, we explore three case studies aimed at refining crucial aspects of the FL training pipeline: client sampling, model aggregation, and local training.

Case study 1: improved client sampling. The client index, β_i , is a natural metric for measuring distance between clients. Motivated by the theoretical findings in CyCP (Cho et al., 2023) and empirical observations in class incremental learning (He et al., 2022)—where a smaller distance among client groups sampled in adjacent rounds improves performance—we propose a greedy sampling approach.

In round t , let \mathcal{C}^{t-1} be the set of clients selected in round $t - 1$. Clients with greater similarity to those in \mathcal{C}^{t-1} will have a higher probability of being selected. Specifically, the sampling probability for client i is calculated as:

$$p_i^t = \frac{\exp(S(\beta_i, \mathcal{C}^{t-1})/\tau)}{\sum_{j=1}^N \exp(S(\beta_j, \mathcal{C}^{t-1})/\tau)}. \quad (1)$$

Here, τ is the hyper-parameter controlling the sampling distribution shape, and the similarity function S is defined as:

$$S(\beta_i, \mathcal{C}^{t-1}) = \frac{1}{2N^{t-1}} \sum_{j=1}^{|\mathcal{C}^{t-1}|} N_j \left(\text{sim}(\beta_i^f, \beta_j^f) + \text{sim}(\beta_i^t, \beta_j^t) \right),$$

where $N^{t-1} = \sum_{j \in \mathcal{C}^{t-1}} N_j$, and N_j is the number of samples of client j . The “sim” refers to cosine similarity. In practical implementation, to avoid resampling identical clients, those already sampled within $\frac{M}{2|\mathcal{C}^{t-1}|}$ rounds will have p_i^t set to 0, where M is the total number of clients.

Case study 2: improved model aggregation. The enhanced model aggregation strategy follows the same idea as client sampling. In detail, we assign higher aggregation weights to clients with greater similarity to those in previous rounds. To achieve this, motivated by the Multiplicative Weight Update algorithm (MWU) Arora et al. (2012), we define the following optimization problem for deriving the aggregation weights $p_{i,g}^t$.

$$\max_{p_{i,g}^t} \mathcal{L}_{agg} = \underbrace{\sum_{i \in \mathcal{C}^t} p_{i,g}^t \left(\sum_{\tau=1}^t \gamma^{t-\tau} S(\beta_i, \mathcal{C}^\tau) \right)}_{A_1 := \text{profit function term}} + \underbrace{\lambda_1 \sum_{i \in \mathcal{C}^t} p_{i,g}^t \log \frac{q_i^t}{p_{i,g}^t}}_{A_2 := \text{entropy term}} + \underbrace{\lambda_0 \left(\sum_{i \in \mathcal{C}^t} p_{i,g}^t - 1 \right)}_{A_3 := \text{regularization term}}, \quad (2)$$

where γ is a hyper-parameter controlling the weights of historical information. A_1 denotes the profit function in the MWU algorithm, encouraging higher aggregation probability for clients with greater similarity. A_2 represents the entropy term, where $q_i^t = N_i/N^t$ denotes the prior distribution of aggregation probability (Li et al., 2020; Balakrishnan et al., 2021). A_2 evaluates the risk associated with the aggregation process. A_3 serves as a regularization term, ensuring the total aggregation weights sum to 1.

In order to solve (2), we derive the aggregation weights $p_{i,g}^t$ on the communication round t below, and defer the corresponding proof to Appendix A:

$$p_{i,g}^t = \frac{q_i^t \exp\left(\frac{1}{\lambda_1} \sum_{\tau=1}^t \gamma^{t-\tau} S(\beta_i, \mathcal{C}^\tau)\right)}{\sum_{j \in \mathcal{C}^t} q_j^t \exp\left(\frac{1}{\lambda_1} \sum_{\tau=1}^t \gamma^{t-\tau} S(\beta_j, \mathcal{C}^\tau)\right)}, \quad (3)$$

where λ_1 denotes the heat parameter, controlling the entropy term’s strength. A higher λ_1 value emphasizes entropy, resulting in a more evenly distributed set of aggregation weights $p_{i,g}^t$. λ_0 is tuning-free, as demonstrated in Appendix A, fixing $\sum_{i \in \mathcal{C}^t} p_{i,g}^t = 1$ results in a constant value for λ_0 , which subsequently disappears from the Eq (3).

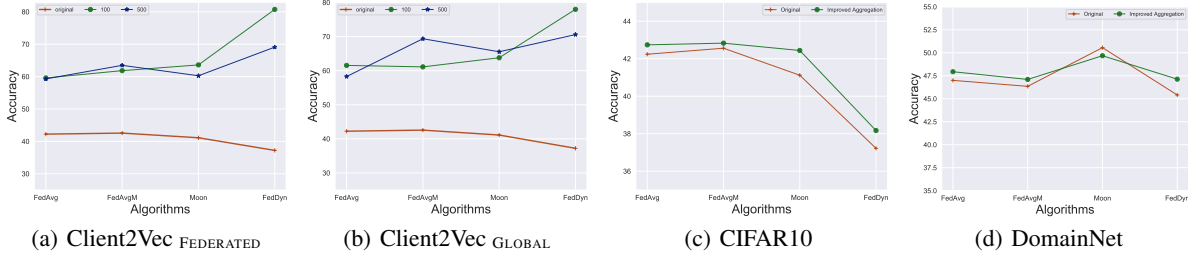


Figure 5: **Ablation studies on the number of training epochs and improved model aggregation for Client2Vec.** ‘Original’ represents the algorithms in their original form, without enhancements, while other results consider all three case studies with varying epoch numbers. The Figures 5(c) and 5(d) utilize client indices generated by the GLOBAL strategies.

Case study 3: improved local training. According to Definition 3.1, the generated client feature index β_i^f contains client-specific information unrelated to label information. Thus, to promote label sensitivity in local features, the local features should be independent of the client feature index β_i^f . To ensure this, we design the subsequent local objective function to enforce orthogonality between the trained local features $\mathbf{z}_{i,j}$ and the client feature index β_i^f for any client i .

$$\mathcal{L}(\mathbf{x}, y) = \mathcal{L}_{\text{cls}}(\mathbf{x}, y) + \mathcal{L}_{\text{orth}}(\mathbf{z}_P, \mathbf{B}^f) + \mathcal{L}_{\text{dist}}(\mathbf{z}, \mathbf{z}_P), \quad (4)$$

where $\mathbf{B}^f = [\beta_1^f, \dots, \beta_N^f]$, \mathbf{z} represents local features, and $\mathbf{z}_P \in \mathbb{R}^{d_i}$ is the projected feature. To handle dimension mismatches between local features $\mathbf{z}_{i,j}$ and client feature indices β_i^f , we initially project $\mathbf{z} \in \mathbb{R}^d$ to $\mathbf{z}_P \in \mathbb{R}^{d_i}$ using a *trainable* matrix $\mathbf{P} \in \mathbb{R}^{d \times d_i}$ (see Figure 4). An orthogonal loss term $\mathcal{L}_{\text{orth}} = \|\mathbf{z}_P \mathbf{B}^f\|_1$ further encourages orthogonality between \mathbf{z}_P and \mathbf{B}^f .

To preserve maximum information from the original feature \mathbf{z} in \mathbf{z}_P , we introduce an additional distillation loss term, denoted as $\mathcal{L}_{\text{dist}}$. This term regulates the Kullback-Leibler divergence between the prediction logits of \mathbf{z} and that of \mathbf{z}_P .

5 Experiments

In this section, we investigate if the Client2Vec and the proposed three case studies can improve the FL algorithm performance. More detailed experiment settings and additional experimental results can be found in Appendix D.

5.1 Experiment Settings

Datasets and models. In this paper, we utilize three datasets: Shakespeare, CIFAR10, and DomainNet. Shakespeare’s partition uses LEAF benchmark’s method (Caldas et al., 2018). CIFAR10 is partitioned into 100 clients using Latent Dirichlet Allocation (LDA) (Yurochkin et al., 2019; Hsu et al., 2019) with $\alpha = 0.1$ for label distribution shifts. DomainNet randomly selects 50 classes from the total 345 and divides sub-datasets into 10 clients per domain, resulting in a total of 60 clients. Further dataset partition details are available in Appendix D.2. We randomly select 10% of clients in each of the 100 communication rounds, with a fixed number of 5 local epochs. Additional hyper-parameter details can be found in Appendix D.2.

Baseline Algorithms. We have selected widely recognized FL baselines for our study, encompassing established methods such as FedAvg (McMahan et al., 2016), FedAvgM (Hsu et al., 2019), FedDyn (Acar et al., 2021), and Moon (Li et al., 2021). Additionally, we have incorporated more recently introduced baselines, namely FedLC (Zhang et al., 2022) and FedIIR (Guo et al., 2023a). It is important to note that FedIIR is specifically tailored for addressing feature shift tasks and, as a result, its evaluation is limited to the DomainNet dataset.

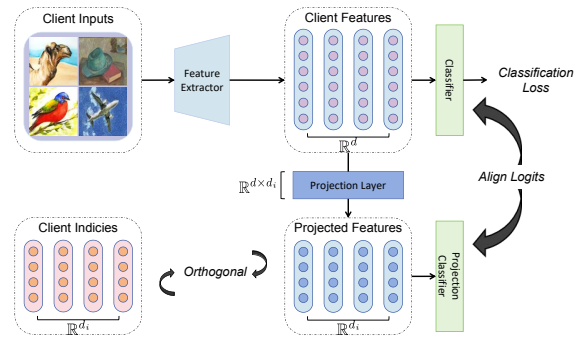


Figure 4: **Workflow of the improved local training (case study 3).** The projection layer is to project client features to the same dimension with client feature index β_i^f , and the projection classifier is to ensure the projected features and the original client features contain similar information.

Table 1: **Performance improvement of Client2Vec.** We assess the performance improvement achieved by employing our proposed three case studies across diverse datasets, neural architectures, and baseline algorithms. Each experiment comprises 100 communication rounds, with the number of local epochs set to 5. We measure the average test accuracy of all clients in each communication round and report the best performance attained across all rounds. The results are then averaged over three seeds. The *i* indicates improved client sampling, *ii* indicates the improved model aggregation, and *iii* indicates the improved local training. The MI indicates the maximum improvement of Client2Vec over baselines. The weight of the local regularization term in *iii* is set to 1.0 for FEDERATED strategy, and 5.0 for GLOBAL strategy.

Datasets	Algorithms	Client2Vec (FEDERATED)				Client2Vec (GLOBAL)			MI
		Original	-	+ i	+ i+ ii	+ i+ ii+ iii	+ i	+ i+ ii	
Shakespeare (LSTM)	FedAvg	49.93 ±0.12	50.33 ±0.03	50.28 ±0.04	50.51 ±0.10	50.30 ±0.08	50.38 ±0.07	50.40 ±0.08	0.58
	FedAvgM	49.97 ±0.09	50.29 ±0.01	50.24 ±0.01	50.43 ±0.01	50.29 ±0.19	50.24 ±0.03	50.60 ±0.22	0.63
	FedDyn	50.23 ±0.08	50.47 ±0.17	50.43 ±0.14	50.55 ±0.02	50.64 ±0.13	50.49 ±0.19	50.71 ±0.11	0.48
	Moon	50.09 ±0.08	50.35 ±0.02	50.35 ±0.16	50.54 ±0.03	50.36 ±0.01	50.38 ±0.11	50.52 ±0.22	0.45
	FedLC	49.89 ±0.19	50.43 ±0.08	50.37 ±0.09	50.46 ±0.05	50.34 ±0.05	50.29 ±0.07	50.50 ±0.05	0.61
CIFAR10 (ResNet18)	FedAvg	42.24 ±2.18	44.60 ±0.74	44.10 ±0.20	59.29 ±2.58	45.56 ±0.18	46.49 ±0.08	58.28 ±4.95	17.05
	FedAvgM	42.56 ±2.23	45.81 ±1.36	45.05 ±1.24	63.48 ±2.16	46.55 ±0.83	46.24 ±1.36	69.37 ±4.49	26.81
	FedDyn	37.22 ±3.26	39.49 ±0.01	39.45 ±0.20	69.10 ±1.17	39.42 ±0.08	39.84 ±0.16	70.59 ±3.86	33.37
	Moon	41.12 ±1.23	44.28 ±0.45	43.79 ±0.43	60.26 ±3.29	45.20 ±0.36	44.85 ±1.22	65.55 ±0.27	24.43
	FedLC	29.31 ±0.01	29.62 ±0.13	30.65 ±0.29	42.20 ±2.14	31.04 ±0.98	30.37 ±0.82	40.27 ±1.00	12.89
DomainNet (MobileNet V2)	FedAvg	46.31 ±1.36	50.78 ±1.42	53.83 ±0.37	56.43 ±3.08	52.37 ±0.59	54.67 ±0.77	57.43 ±0.13	11.12
	FedAvgM	45.50 ±1.21	50.61 ±1.73	55.70 ±0.69	58.34 ±0.01	53.50 ±2.33	53.56 ±0.81	57.44 ±1.04	12.84
	FedDyn	45.41 ±0.89	47.24 ±0.29	49.90 ±0.34	55.53 ±1.49	52.42 ±0.23	50.68 ±0.26	53.33 ±0.26	10.12
	Moon	50.56 ±0.89	59.39 ±0.47	59.54 ±0.44	57.03 ±0.60	60.48 ±0.10	59.93 ±0.41	57.50 ±0.52	9.92
	FedLC	45.48 ±3.59	50.40 ±0.43	51.27 ±0.66	57.92 ±0.67	54.60 ±1.45	56.34 ±2.78	57.41 ±0.06	12.44
FedIIR	49.32 ±0.84	48.11 ±0.18	50.28 ±1.10	52.74 ±1.07	57.05 ±1.84	53.74 ±0.27	51.86 ±1.08	7.73	

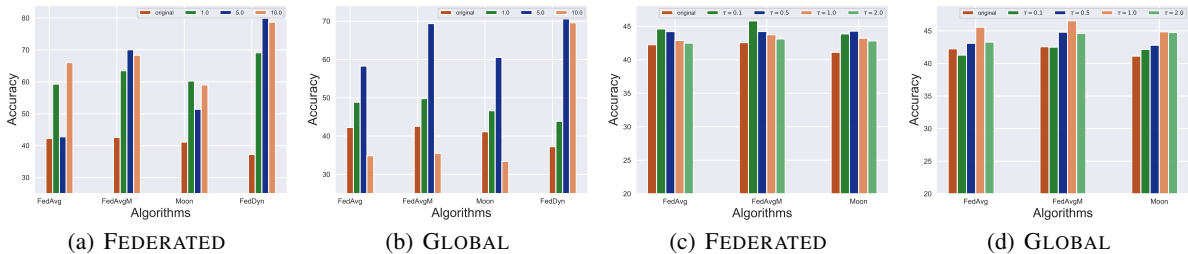


Figure 6: **Ablation studies on improved local training and improved client sampling.** We use the CIFAR10 dataset and client indices from both FEDERATED and GLOBAL strategies. Figure 6(a) and 6(b) different weights for Eq (4); Figure 6(c) and 6(d) vary hyperparameter τ in Eq (1).

5.2 Numerical Results

Superior performance of Client2Vec on all three case studies. In Table 1, we evaluate Client2Vec’s performance in three case studies: enhanced client sampling, improved model aggregation, and refined local training. The results reveal the following insights: (1) *Each case study shows performance improvements across all baselines*, highlighting the potential of generated client indices to enhance FL algorithms. (2) *Enhanced local training provides the most significant performance boost*, emphasizing the importance of refining local features for addressing distribution shifts. (3) *The FEDERATED strategy consistently matches the GLOBAL strategy in performance*, except for improved client sampling, where the GLOBAL strategy surpasses, showcasing its superior capability in assessing client similarities (see Figure 3). (4) The performance gain from improved model aggregation seems somewhat random compared to other case studies. This might be due to the shared intuition between improved client sampling and model aggregation, limiting further improvements when combining these approaches. However, *solely using improved model aggregation consistently outperforms the original algorithms*, as seen in Figure 5(c) and 5(d).

In summary, utilizing the client indices significantly boost the model performance. In practice, we can select which case studies to use, and we recommend combining all three case studies as this approach provides a stable and significant performance gain compared to the baseline algorithms.

All the components of Client2Vec are necessary. In Table 2, we conduct ablation studies on Client2Vec. The results indicate that: (1) *The original Client2Vec achieves the highest final performance among different client vector candidates.* Although feature average and class prototypes show potential for aiding in sampling, they cannot be readily

Table 2: **Ablation studies on Client2Vec.** We present naive baselines for Client2Vec. Feature Average: We compute the average of CLIP image features for all data samples within each client as the client index. Class Prototypes: We form each client’s index by averaging CLIP image features for each class and concatenating the resulting class prototypes. Local Model Weights: We use the classifier model weights at the end of each training epoch as the client index for each client. Notably, unlike other methods, these local model weights change with each epoch, posing challenges for direct integration into our sampling and aggregation mechanisms.

CIFAR10	Sampling	Sampling + Aggregation	Sampling + Aggregation + Local Training
<i>Ablation Study on Types of Client Index</i>			
Feature Average	52.95	31.99	11.40
Class Prototypes	44.89	49.88	15.41
Local Model Weights	-	-	32.85
<i>Ablation Study on Generating Client Index</i>			
Omit Orthogonal Loss	38.58	44.39	15.32
Omit Text Align Loss	44.91	43.18	54.35
Omit Reconstruction Loss	43.19	30.86	31.65
<i>Ablation Study on Label and Feature Index</i>			
Utilize Only Feature Index	42.34	23.57	44.99
Utilize Only Label Index	45.99	46.48	
<i>Ablation Study on Local Training</i>			
Omit Orthogonal Regularization in Improved Local Training	-	-	43.71
Client2Vec	45.56	46.49	58.28

Table 3: **Simulation time comparison.** We compare the simulation time of Client2Vec and FedAvg on DomainNet dataset.

	Generate Client Index	Training Total	Training achieve FedAvg best performance	Total achieve FedAvg best performance
Client2Vec	632s	24583s	10817s	11449s
FedAvg	0s	26224s	26224s	26224s

employed in our local training phase, which significantly contributes to the effectiveness of the Client2Vec algorithm. (2) *All three losses are essential for Client2Vec’s effectiveness.* The orthogonal loss notably enhances the local training phase, while removing the text align loss and reconstruction loss significantly diminishes model performance. (3) *Both feature and label indices are vital for optimizing Client2Vec’s performance.* The absence of the feature index hinders improved local training. Additionally, since the CIFAR10 dataset is partitioned using the Dirichlet method, introducing label shifts instead of feature shifts, the label index is crucial for enhancing sampling and model aggregation performance in this context. (4) *Orthogonal loss is crucial for achieving optimal performance in local training.* Without it, local training fails to surpass the performance of the original FedAvg.

Ablation studies on the number of training epochs for Client2Vec. We conduct ablation studies on the Client2Vec algorithm, varying the number of training epochs as shown in Figure 5(a) and 5(b). The results indicate that: (1) Client indices generated with 100 or 500 training epochs notably enhance FL algorithm performance. (2) Increasing the number of training epochs for Client2Vec does not consistently lead to better results, as 100 epochs achieve similar performance to 500 epochs in most cases.

Ablation studies on hyper-parameters of improved client sampling. In Figure 6(c) and 6(d), we perform ablation studies on the heat parameter τ in Eq (1). The results indicate that (1) algorithms with improved client sampling consistently outperform the original algorithms across various τ values; (2) the optimal τ value is smaller for client indices trained using the FEDERATED strategy compared to the GLOBAL strategy. This observation aligns with our previous findings that GLOBAL strategy-trained client indices exhibit larger inter-client distances.

Ablation studies on hyper-parameters of improved local training. In Figure 6, ablation studies on the weight of the local regularization term (Eq (4)) were conducted. The findings suggest that: (1) Using weights of 1.0 for the FEDERATED strategy and 5.0 for the GLOBAL strategy yields favorable results for all algorithms. (2) FedDyn exhibits higher resilience to changes in the weights of the local regularization terms.

Computation time comparison. In Table 3, we show the simulation time of Client2Vec and FedAvg. Results show that (1) The additional computational overhead for generating the client index is relatively insignificant compared to the subsequent training stage; (2) From the ‘Total achieve FedAvg best performance’ column, Client2Vec requires less computational time to achieve comparable performance to FedAvg, particularly noticeable on larger-scale datasets such as DomainNet.

Table 4: **Performance of Client2Vec on various network architectures.** We evaluate the performance of Client2Vec on the DomainNet dataset using diverse network architectures. The term 'Original' refers to the initial form of the algorithms, while Client2Vec (FEDERATED) and Client2Vec (GLOBAL) applied all three case studies. Each experiment involves 100 communication rounds, with the number of local epochs set to 5. We gauge the average test accuracy of all clients in each communication round and report the highest performance achieved across all rounds. The results are averaged over three seeds. For the VIT experiments, we use the CCT-7/3x1 models (Hassani et al., 2021).

DomainNet	MobileNet V2 (Pre-Trained)			ResNet18 (Pre-Trained)			VIT (From Scratch)		
	Original	Client2Vec		Original	Client2Vec		Original	Client2Vec	
		FEDERATED	GLOBAL		FEDERATED	GLOBAL		FEDERATED	GLOBAL
FedAvg	46.31 ±1.36	56.43 ±3.08	57.43 ±0.13	56.66 ±0.50	61.27 ±0.05	60.95 ±0.09	33.09 ±0.01	33.50 ±0.20	33.86 ±0.02
FedAvgM	45.50 ±1.21	58.34 ±0.01	57.44 ±1.04	57.44 ±0.42	61.22 ±0.11	60.81 ±0.18	33.67 ±0.56	34.47 ±0.20	34.21 ±0.11
FedDyn	45.41 ±0.89	51.49 ±0.17	53.33 ±0.26	58.17 ±0.61	61.67 ±0.42	59.88 ±0.42	29.57 ±0.40	31.64 ±0.13	31.36 ±0.12
MOON	50.56 ±0.89	57.03 ±0.60	57.50 ±0.52	53.80 ±0.46	60.76 ±0.25	59.90 ±0.17	32.29 ±0.52	33.58 ±0.12	33.73 ±0.03

5.3 Ablation Studies on Various Model Architectures.

In Table 4, we show how Client2Vec improves performance with different model architectures. Our results reveal that: (1) Client2Vec significantly boosts the performance of original algorithms in all settings, and (2) pre-trained models like MobileNet V2 and ResNet18 produce better results, while Client2Vec also enhances the performance of VIT models trained from scratch.

6 Conclusion and Future Works

In this paper, we explore the potential of enhancing FL algorithm performance through client index vectors. Our three case studies clearly demonstrate the significant improvement in FL algorithm performance achieved through client indices, highlighting client indexing as a valuable avenue for FL algorithm enhancement. It's important to note that these case studies may not cover all FL training scenarios. Investigating the impact of client indices on other aspects, such as personalization and clustering, would be valuable.

References

- Durmus Alp Emre Acar, Yue Zhao, Ramon Matas, Matthew Mattina, Paul Whatmough, and Venkatesh Saligrama. Federated learning based on dynamic regularization. In *International Conference on Learning Representations*, 2020.
- Durmus Alp Emre Acar, Yue Zhao, Ramon Matas Navarro, Matthew Mattina, Paul N Whatmough, and Venkatesh Saligrama. Federated learning based on dynamic regularization. *arXiv preprint arXiv:2111.04263*, 2021.
- Sanjeev Arora, Elad Hazan, and Satyen Kale. The multiplicative weights update method: a meta-algorithm and applications. *Theory of computing*, 8(1):121–164, 2012.
- Ravikumar Balakrishnan, Tian Li, Tianyi Zhou, Nageen Himayat, Virginia Smith, and Jeff Bilmes. Diverse client selection for federated learning: Submodularity and convergence analysis. In *ICML 2021 International Workshop on Federated Learning for User Privacy and Data Confidentiality*, 2021.
- Sebastian Caldas, Sai Meher Karthik Duddu, Peter Wu, Tian Li, Jakub Konečný, H Brendan McMahan, Virginia Smith, and Ameet Talwalkar. Leaf: A benchmark for federated settings. *arXiv preprint arXiv:1812.01097*, 2018.
- Hongyan Chang, Virat Shejwalkar, Reza Shokri, and Amir Houmansadr. Cronus: Robust and heterogeneous collaborative learning with black-box knowledge transfer. *arXiv preprint arXiv:1912.11279*, 2019.
- Dengsheng Chen, Jie Hu, Vince Junkai Tan, Xiaoming Wei, and Enhua Wu. Elastic aggregation for federated optimization. In *Proceedings of the IEEE/CVF Conference on Computer Vision and Pattern Recognition*, pp. 12187–12197, 2023.
- Ting Chen, Simon Kornblith, Mohammad Norouzi, and Geoffrey Hinton. A simple framework for contrastive learning of visual representations. In *International conference on machine learning*, pp. 1597–1607. PMLR, 2020.
- Yae Jee Cho, Pranay Sharma, Gauri Joshi, Zheng Xu, Satyen Kale, and Tong Zhang. On the convergence of federated averaging with cyclic client participation. 2023.
- Yuyang Deng, Mohammad Mahdi Kamani, and Mehrdad Mahdavi. Distributionally robust federated averaging, 2021.
- Moming Duan, Duo Liu, Xianzhang Chen, Yujuan Tan, Jinting Ren, Lei Qiao, and Liang Liang. Astraea: Self-balancing federated learning for improving classification accuracy of mobile deep learning applications. In *2019 IEEE 37th international conference on computer design (ICCD)*, pp. 246–254. IEEE, 2019.
- Yann Fraboni, Richard Vidal, Laetitia Kameni, and Marco Lorenzi. Clustered sampling: Low-variance and improved representativity for clients selection in federated learning. In *International Conference on Machine Learning*, pp. 3407–3416. PMLR, 2021.
- Shaoduo Gan, Akhil Mathur, Anton Isopoussu, Fahim Kawsar, Nadia Berthouze, and Nicholas Lane. Fruda: Framework for distributed adversarial domain adaptation. *IEEE Transactions on Parallel and Distributed Systems*, 2021.
- Yaroslav Ganin, Evgeniya Ustinova, Hana Ajakan, Pascal Germain, Hugo Larochelle, François Laviolette, Mario March, and Victor Lempitsky. Domain-adversarial training of neural networks. *Journal of machine learning research*, 17(59):1–35, 2016.
- Yaming Guo, Kai Guo, Xiaofeng Cao, Tieru Wu, and Yi Chang. Out-of-distribution generalization of federated learning via implicit invariant relationships. In *International Conference on Machine Learning*, pp. 11905–11933. PMLR, 2023a.
- Yongxin Guo, Tao Lin, and Xiaoying Tang. Towards federated learning on time-evolving heterogeneous data. *arXiv preprint arXiv:2112.13246*, 2021.
- Yongxin Guo, Xiaoying Tang, and Tao Lin. FedBR: improving federated learning on heterogeneous data via local learning bias reduction. In *International Conference on Machine Learning*, pp. 12034–12054. PMLR, 2023b.
- Yongxin Guo, Xiaoying Tang, and Tao Lin. Find your optimal assignments on-the-fly: A holistic framework for clustered federated learning. *arXiv preprint arXiv:2310.05397*, 2023c.
- Weituo Hao, Mostafa El-Khomy, Jungwon Lee, Jianyi Zhang, Kevin J Liang, Changyou Chen, and Lawrence Carin Duke. Towards fair federated learning with zero-shot data augmentation. In *Proceedings of the IEEE/CVF Conference on Computer Vision and Pattern Recognition*, pp. 3310–3319, 2021.
- Ali Hassani, Steven Walton, Nikhil Shah, Abulikemu Abuduweili, Jiachen Li, and Humphrey Shi. Escaping the big data paradigm with compact transformers. 2021. URL <https://arxiv.org/abs/2104.05704>.
- Chen He, Ruiping Wang, and Xilin Chen. Rethinking class orders and transferability in class incremental learning. *Pattern Recognition Letters*, 161:67–73, 2022.
- Tzu-Ming Harry Hsu, Hang Qi, and Matthew Brown. Measuring the effects of non-identical data distribution for federated visual classification. *arXiv preprint arXiv:1909.06335*, 2019.

- Eunjeong Jeong, Seungeun Oh, Hyesung Kim, Jihong Park, Mehdi Bennis, and Seong-Lyun Kim. Communication-efficient on-device machine learning: Federated distillation and augmentation under non-iid private data. *arXiv preprint arXiv:1811.11479*, 2018.
- Liangze Jiang and Tao Lin. Test-time robust personalization for federated learning. In *International Conference on Learning Representations*, 2023.
- Ellango Jothimurugesan, Kevin Hsieh, Jianyu Wang, Gauri Joshi, and Phillip B Gibbons. Federated learning under distributed concept drift. *arXiv preprint arXiv:2206.00799*, 2022.
- Sai Praneeth Karimireddy, Martin Jaggi, Satyen Kale, Mehryar Mohri, Sashank J Reddi, Sebastian U Stich, and Ananda Theertha Suresh. Mime: Mimicking centralized stochastic algorithms in federated learning. *arXiv preprint arXiv:2008.03606*, 2020a.
- Sai Praneeth Karimireddy, Satyen Kale, Mehryar Mohri, Sashank Reddi, Sebastian Stich, and Ananda Theertha Suresh. Scaffold: Stochastic controlled averaging for federated learning. In *International Conference on Machine Learning*, pp. 5132–5143. PMLR, 2020b.
- Gihun Lee, Minchan Jeong, Yongjin Shin, Sangmin Bae, and Se-Young Yun. Preservation of the global knowledge by not-true distillation in federated learning. *Advances in Neural Information Processing Systems*, 35:38461–38474, 2022.
- Junnan Li, Dongxu Li, Caiming Xiong, and Steven Hoi. Blip: Bootstrapping language-image pre-training for unified vision-language understanding and generation. In *International Conference on Machine Learning*, pp. 12888–12900. PMLR, 2022.
- Junnan Li, Dongxu Li, Silvio Savarese, and Steven Hoi. Blip-2: Bootstrapping language-image pre-training with frozen image encoders and large language models. *arXiv preprint arXiv:2301.12597*, 2023a.
- Qinbin Li, Bingsheng He, and Dawn Song. Model-contrastive federated learning. In *Proceedings of the IEEE/CVF Conference on Computer Vision and Pattern Recognition*, 2021.
- Qinbin Li, Bingsheng He, and Dawn Song. Adversarial collaborative learning on non-iid features. In *International Conference on Machine Learning*, pp. 19504–19526. PMLR, 2023b.
- Tian Li, Anit Kumar Sahu, Manzil Zaheer, Maziar Sanjabi, Ameet Talwalkar, and Virginia Smith. Federated optimization in heterogeneous networks. *Proceedings of Machine learning and systems*, 2:429–450, 2020.
- Zexi Li, Xinyi Shang, Rui He, Tao Lin, and Chao Wu. No fear of classifier biases: Neural collapse inspired federated learning with synthetic and fixed classifier. *arXiv preprint arXiv:2303.10058*, 2023c.
- Tao Lin, Lingjing Kong, Sebastian U Stich, and Martin Jaggi. Ensemble distillation for robust model fusion in federated learning. *Advances in Neural Information Processing Systems*, 33:2351–2363, 2020a.
- Tao Lin, Sebastian U. Stich, Kumar Kshitij Patel, and Martin Jaggi. Don’t use large mini-batches, use local sgd. In *International Conference on Learning Representations*, 2020b. URL <https://openreview.net/forum?id=B1ey01BFPr>.
- Yunhui Long, Boxin Wang, Zhuolin Yang, Bhavya Kailkhura, Aston Zhang, Carl Gunter, and Bo Li. G-pate: Scalable differentially private data generator via private aggregation of teacher discriminators. *Advances in Neural Information Processing Systems*, 34:2965–2977, 2021.
- Bing Luo, Wenli Xiao, Shiqiang Wang, Jianwei Huang, and Leandros Tassioulas. Tackling system and statistical heterogeneity for federated learning with adaptive client sampling. In *IEEE INFOCOM 2022-IEEE conference on computer communications*, pp. 1739–1748. IEEE, 2022.
- Mi Luo, Fei Chen, Dapeng Hu, Yifan Zhang, Jian Liang, and Jiashi Feng. No fear of heterogeneity: Classifier calibration for federated learning with non-iid data. *Advances in Neural Information Processing Systems*, 34:5972–5984, 2021.
- H. Brendan McMahan, Eider Moore, Daniel Ramage, Seth Hampson, and Blaise Agüera y Arcas. Communication-efficient learning of deep networks from decentralized data. 2016. doi: 10.48550/ARXIV.1602.05629. URL <https://arxiv.org/abs/1602.05629>.
- Matias Mendieta, Taojiannan Yang, Pu Wang, Minwoo Lee, Zhengming Ding, and Chen Chen. Local learning matters: Rethinking data heterogeneity in federated learning. In *Proceedings of the IEEE/CVF Conference on Computer Vision and Pattern Recognition*, pp. 8397–8406, 2022.
- Tomas Mikolov, Kai Chen, Greg Corrado, and Jeffrey Dean. Efficient estimation of word representations in vector space. *arXiv preprint arXiv:1301.3781*, 2013.
- Mehryar Mohri, Gary Sivek, and Ananda Theertha Suresh. Agnostic federated learning, 2019.

- A Tuan Nguyen, Philip Torr, and Ser Nam Lim. Fedshr: A simple and effective domain generalization method for federated learning. *Advances in Neural Information Processing Systems*, 35:38831–38843, 2022.
- Xingchao Peng, Qinxun Bai, Xide Xia, Zijun Huang, Kate Saenko, and Bo Wang. Moment matching for multi-source domain adaptation. In *Proceedings of the IEEE/CVF international conference on computer vision*, pp. 1406–1415, 2019a.
- Xingchao Peng, Zijun Huang, Yizhe Zhu, and Kate Saenko. Federated adversarial domain adaptation, 2019b. URL <https://arxiv.org/abs/1911.02054>.
- Alec Radford, Jong Wook Kim, Chris Hallacy, Aditya Ramesh, Gabriel Goh, Sandhini Agarwal, Girish Sastry, Amanda Askell, Pamela Mishkin, Jack Clark, et al. Learning transferable visual models from natural language supervision. In *International conference on machine learning*, pp. 8748–8763. PMLR, 2021.
- Amirhossein Reiszadeh, Farzan Farnia, Ramtin Pedarsani, and Ali Jadbabaie. Robust federated learning: The case of affine distribution shifts, 2020.
- Yan Shen, Jian Du, Han Zhao, Benyu Zhang, Zhonghexuan Ji, and Mingchen Gao. Fedmm: Saddle point optimization for federated adversarial domain adaptation. *arXiv preprint arXiv:2110.08477*, 2021.
- Yujun Shi, Jian Liang, Wenqing Zhang, Vincent Tan, and Song Bai. Towards understanding and mitigating dimensional collapse in heterogeneous federated learning. In *The Eleventh International Conference on Learning Representations*, 2023. URL <https://openreview.net/forum?id=EXnIyMVTL8s>.
- MyungJae Shin, Chihoon Hwang, Joongheon Kim, Jihong Park, Mehdi Bennis, and Seong-Lyun Kim. Xor mixup: Privacy-preserving data augmentation for one-shot federated learning. *arXiv preprint arXiv:2006.05148*, 2020.
- Yuwei Sun, Ng Chong, and Ochiai Hideya. Multi-source domain adaptation based on federated knowledge alignment. *arXiv preprint arXiv:2203.11635*, 2022.
- Yue Tan, Guodong Long, Lu Liu, Tianyi Zhou, Qinghua Lu, Jing Jiang, and Chengqi Zhang. Fedproto: Federated prototype learning across heterogeneous clients. In *Proceedings of the AAAI Conference on Artificial Intelligence*, volume 36, pp. 8432–8440, 2022.
- Zhenheng Tang, Yonggang Zhang, Shaohuai Shi, Xin He, Bo Han, and Xiaowen Chu. Virtual homogeneity learning: Defending against data heterogeneity in federated learning. *arXiv preprint arXiv:2206.02465*, 2022.
- Eric Tzeng, Judy Hoffman, Kate Saenko, and Trevor Darrell. Adversarial discriminative domain adaptation. In *Proceedings of the IEEE conference on computer vision and pattern recognition*, pp. 7167–7176, 2017.
- Bin Wang, Gang Li, Chao Wu, WeiShan Zhang, Jiehan Zhou, and Ye Wei. A framework for self-supervised federated domain adaptation. *EURASIP Journal on Wireless Communications and Networking*, 2022(1):1–17, 2022.
- Hao Wang, Hao He, and Dina Katabi. Continuously indexed domain adaptation. In *International Conference on Machine Learning*, pp. 9898–9907. PMLR, 2020.
- Hongyi Wang, Mikhail Yurochkin, Yuekai Sun, Dimitris Papailiopoulos, and Yasaman Khazaeni. Federated learning with matched averaging. In *International Conference on Learning Representations*, 2019.
- Lin Wang, YongXin Guo, Tao Lin, and Xiaoying Tang. Delta: Diverse client sampling for fast federated learning. In *Thirty-seventh Conference on Neural Information Processing Systems*, 2023.
- Zihao Xu, Hao He, Guang-He Lee, Bernie Wang, and Hao Wang. Graph-relational domain adaptation. In *International Conference on Learning Representations*, 2021.
- Zihao Xu, Guang-Yuan Hao, Hao He, and Hao Wang. Domain-indexing variational bayes: Interpretable domain index for domain adaptation. In *The Eleventh International Conference on Learning Representations*, 2022.
- Zhiqin Yang, Yonggang Zhang, Yu Zheng, Xinmei Tian, Hao Peng, Tongliang Liu, and Bo Han. Fedfed: Feature distillation against data heterogeneity in federated learning. In *Thirty-seventh Conference on Neural Information Processing Systems*, 2023.
- Tehrim Yoon, Sumin Shin, Sung Ju Hwang, and Eunho Yang. Fedmix: Approximation of mixup under mean augmented federated learning. In *International Conference on Learning Representations*, 2020.
- Mikhail Yurochkin, Mayank Agarwal, Soumya Ghosh, Kristjan Greenewald, Nghia Hoang, and Yasaman Khazaeni. Bayesian nonparametric federated learning of neural networks. In *International Conference on Machine Learning*, pp. 7252–7261. PMLR, 2019.
- Jie Zhang, Zhiqi Li, Bo Li, Jianghe Xu, Shuang Wu, Shouhong Ding, and Chao Wu. Federated learning with label distribution skew via logits calibration. In *International Conference on Machine Learning*, pp. 26311–26329. PMLR, 2022.

- Mingmin Zhao, Shichao Yue, Dina Katabi, Tommi S Jaakkola, and Matt T Bianchi. Learning sleep stages from radio signals: A conditional adversarial architecture. In *International Conference on Machine Learning*, pp. 4100–4109. PMLR, 2017.
- Yue Zhao, Meng Li, Liangzhen Lai, Naveen Suda, Damon Civin, and Vikas Chandra. Federated learning with non-iid data. *arXiv preprint arXiv:1806.00582*, 2018.
- Tailin Zhou, Jun Zhang, and Danny HK Tsang. Fedfa: Federated learning with feature anchors to align features and classifiers for heterogeneous data. *IEEE Transactions on Mobile Computing*, 2023.
- Tianfei Zhou and Ender Konukoglu. Fedfa: Federated feature augmentation. In *The Eleventh International Conference on Learning Representations*, 2022.

Contents of Appendix

A Proof of Aggregation Weights	15
B Related Works	16
C Preliminaries	16
C.1 Domain Indexing	16
C.2 CLIP	17
D Additional Experiment Results	17
D.1 Workflow of Client2Vec on Language Datasets	17
D.2 Experiment Settings	17
D.3 Ablation Studies on Client Index Generation	19
D.4 Ablation Studies on Case Studies	19

A Proof of Aggregation Weights

Theorem A.1 (Aggregation weights). *Define the following objective function*

$$\max_{p_{i,g}^t} \mathcal{L}_{agg} = \sum_{i \in \mathcal{S}^t} p_{i,g}^t \left(\sum_{\tau=1}^t \gamma^{t-\tau} S(\beta_i, \mathcal{S}^\tau) \right) + \lambda_1 \sum_{i \in \mathcal{S}^t} p_{i,g}^t \log \frac{q_i^t}{p_{i,g}^t} + \lambda_0 \left(\sum_{i \in \mathcal{S}^t} p_{i,g}^t - 1 \right), \quad (5)$$

where $p_{i,g}^t$ is the aggregation weights on communication round t , S is the similarity function, and q_i^t is a prior distribution. Solving this optimization problem, the optimal $p_{i,g}^t$ is given by

$$p_{i,g}^t = \frac{q_i^t \exp \left(\frac{1}{\lambda_1} \sum_{\tau=1}^t \gamma^{t-\tau} \text{dist}(\beta_i, \mathcal{S}^\tau) \right)}{\sum_{j \in \mathcal{S}^t} q_j^t \exp \left(\frac{1}{\lambda_1} \sum_{\tau=1}^t \gamma^{t-\tau} \text{dist}(\beta_j, \mathcal{S}^\tau) \right)}. \quad (6)$$

Proof. Taking the derivation, we have

$$\frac{\partial \mathcal{L}_{agg}}{\partial p_{i,g}^t} = \sum_{\tau=1}^t \gamma^{t-\tau} \text{dist}(\beta_i, \mathcal{S}^\tau) + \lambda_1 (\log q_i^t - \log p_{i,g}^t - 1) + \lambda_0, \quad (7)$$

then we have

$$p_{i,g}^t = \exp \left(\frac{1}{\lambda_1} \sum_{\tau=1}^t \gamma^{t-\tau} \text{dist}(\beta_i, \mathcal{S}^\tau) + \log q_i^t - 1 + \frac{\lambda_0}{\lambda_1} \right). \quad (8)$$

Because $\sum_{i \in \mathcal{S}^t} p_{i,g}^t = 1$, we have

$$1 - \frac{\lambda_0}{\lambda_1} = \log \left(\sum_{i \in \mathcal{S}^t} \exp \left(\frac{1}{\lambda_1} \sum_{\tau=1}^t \gamma^{t-\tau} \text{dist}(\beta_i, \mathcal{S}^\tau) + \log q_i^t \right) \right) \quad (9)$$

$$= \log \left(\sum_{i \in \mathcal{S}^t} q_i^t \exp \left(\frac{1}{\lambda_1} \sum_{\tau=1}^t \gamma^{t-\tau} \text{dist}(\beta_i, \mathcal{S}^\tau) \right) \right), \quad (10)$$

Then combine Equations (8) and (10) we have

$$p_{i,g}^t = \frac{q_i^t \exp \left(\frac{1}{\lambda_1} \sum_{\tau=1}^t \gamma^{t-\tau} \text{dist}(\beta_i, \mathcal{S}^\tau) \right)}{\sum_{j \in \mathcal{S}^t} q_j^t \exp \left(\frac{1}{\lambda_1} \sum_{\tau=1}^t \gamma^{t-\tau} \text{dist}(\beta_j, \mathcal{S}^\tau) \right)} \quad (11)$$

□

B Related Works

Distribution shifts in FL. Federated Learning (FL) is introduced as a methodology for training machine learning models in a distributed manner, wherein local data is retained and not exchanged between the central server and individual clients. FedAvg (McMahan et al., 2016; Lin et al., 2020b), serving as a foundational algorithm in this domain, advocates the use of local Stochastic Gradient Descent (local SGD) to alleviate the communication burden. Nevertheless, the performance of FL algorithms is substantially impeded by distribution shifts among clients. Addressing these local distribution shifts has emerged as a primary focus in FL research (Li et al., 2020; Karimireddy et al., 2020b,a; Guo et al., 2023b; Jiang & Lin, 2023). Many existing works address label distribution shifts by incorporating additional regularization terms (Li et al., 2020; Karimireddy et al., 2020b; Guo et al., 2021; Lee et al., 2022; Mendieta et al., 2022), enhancing feature learning (Tang et al., 2022; Shi et al., 2023; Li et al., 2021; Zhou et al., 2023), and improving classifiers (Luo et al., 2021; Li et al., 2023c). Regarding feature distribution shifts, the majority of FL methods concentrate on the out-of-domain generalization problem. This objective aims to train robust models capable of generalizing to previously unseen feature distributions (Nguyen et al., 2022; Li et al., 2023b; Guo et al., 2023a). Approaches include investigating special cases (Reisizadeh et al., 2020), integrating domain generalization algorithms in FL scenarios, such as domain-robust optimization (Mohri et al., 2019; Deng et al., 2021), and training domain-invariant features (Peng et al., 2019b; Wang et al., 2022; Shen et al., 2021; Sun et al., 2022; Gan et al., 2021). Notably, recent research has also considered concept shifts by leveraging clustering methods (Jothimurugesan et al., 2022; ?; Guo et al., 2023c). In this study, we address the challenge of distribution shifts in FL from another perspective—enhancing the performance of FL algorithms prior to the training stage. Our approach holds the potential for seamless integration with the aforementioned algorithms, and consider both feature and label distribution shifts.

Information sharing in FL. Various methods have been developed to address the challenge of distribution shifts among clients (Zhao et al., 2018; Jeong et al., 2018; Long et al., 2021). One approach involves the sharing of information among clients, such as the exchange of local distribution statistics (Shin et al., 2020; Zhou & Konukoglu, 2022), data representations (Hao et al., 2021; Tan et al., 2022), and prediction logits (Chang et al., 2019; Luo et al., 2021). Additionally, techniques leveraging global proxy datasets have been introduced to enhance FL training (Lin et al., 2020a; Duan et al., 2019). Notably, FedMix (Yoon et al., 2020) and FedBR (Guo et al., 2023b) generate privacy-protected augmentation data by averaging local batches, subsequently improving the local training process. VHL (Tang et al., 2022) employs randomly initialized generative models to produce virtual data, compelling local features to closely align with those of same-class virtual data. FedFed (Yang et al., 2023) proposes a dataset distillation method, amalgamating distilled datasets into all clients’ local datasets to mitigate distribution shifts. In comparison to existing approaches, Client2Vec presents several advantages: (1) the index generation process is decoupled from the FL training process, thereby avoiding any additional burden on FL training; (2) Client2Vec generates only one index vector per client, enhancing efficiency; (3) Client2Vec contributes to the whole FL training stage, encompassing client sampling, model aggregation, and local training processes.

C Preliminaries

In this section, we present essential background information on the techniques and definitions employed in this paper to facilitate comprehension.

C.1 Domain Indexing

The Domain Generalization (DG) tasks are designed to address the cross-domain generalization problem by generating domain-invariant features. Typically, DG methods aim to establish independence between a data point’s latent representation and its domain identity, represented by a one-hot vector indicating the source domain (Ganin et al., 2016; Tzeng et al., 2017; Zhao et al., 2017). However, recent studies have demonstrated that utilizing a domain index, which is a real-value scalar (or vector) embedding domain semantics, as a substitute for domain identity, significantly enhances domain generalization performance (Wang et al., 2020; Xu et al., 2021).

For example, in the work by Wang et al. (2020), sleeping stage prediction models were adapted across patients with varying ages, using "age" as the domain index. This approach yielded superior performance compared to traditional models that categorized patients into groups based on age, employing discrete group IDs as domain identities.

Nevertheless, obtaining domain indices may not always be feasible in practical scenarios. To overcome this challenge, Xu et al. (2022) formally defined the domain index and introduced variational domain indexing (VDI) to infer domain indices without prior knowledge. The definition of the domain index in Xu et al. (2022) is illustrated as follows.

Definition of domain index. Consider the unsupervised domain adaptation setting involving a total of N domains, each characterized by a domain identity $k \in \mathcal{K} = [N] \triangleq \{1, \dots, N\}$. Here, k belongs to either the source domain identity set \mathcal{K}_s or the target domain identity set \mathcal{K}_t . Every domain k comprises D_k data points. The task involves n labeled data points $\{(\mathbf{x}_i^s, y_i^s, k_i^s)\}_{i=1}^n$ originating from source domains ($k_i^s \in \mathcal{K}_s$) and m unlabeled data points $\{\mathbf{x}_i^t, k_i^t\}_{i=1}^m$ from target domains ($k_i^t \in \mathcal{K}_t$). The objectives are twofold: (1) predict the labels $\{y_i^t\}_{i=1}^m$ for the target domain data, and (2) deduce global domain indices $\beta_k \in \mathbb{R}^{B_\beta}$ for each domain and local domain indices $\mathbf{u}_i \in \mathbb{R}^{B_u}$ for each data point. It is important to note that each domain possesses a single global domain index but multiple local domain indices, with one corresponding to each data point in the domain. The data encoding generated from an encoder that takes \mathbf{x} as input is represented as $\mathbf{z} \in \mathbb{R}^{B_z}$. The mutual information is denoted by $I(\cdot; \cdot)$.

Definition C.1 (Domain Index). Given data \mathbf{x} and label y , a domain-level variable β and a data-level variable \mathbf{u} are called global and local domain indices, respectively, if there exists a data encoding \mathbf{z} such that the following holds:

- *Independence between β and \mathbf{z} :* Global domain index β is independent of data encoding \mathbf{z} , i.e., $\beta \perp \mathbf{z}$, or equivalently $I(\beta; \mathbf{z}) = 0$. This is to encourage domain-invariant data encoding \mathbf{z} .
- *Information Preservation of \mathbf{z} :* Data encoding \mathbf{z} , local domain index \mathbf{u} , and global domain index β preserves as much information on \mathbf{x} as possible, i.e., maximizing $I(\mathbf{x}; \mathbf{u}, \beta, \mathbf{z})$. This is to prevent β and \mathbf{u} from collapsing to trivial solutions.
- *Label Sensitivity of \mathbf{z} :* The data encoding \mathbf{z} should contain as much information on the label y as possible to maximize prediction power, i.e., maximizing $I(y; \mathbf{z})$ conditioned on $\mathbf{z} \perp \beta$. This is to make sure the previous two constraints on β , \mathbf{u} , and \mathbf{z} do not harm prediction performance.

In this paper, we extend the Definition C.1 to Definition 3.1 by incorporating both client feature index and client label index.

C.2 CLIP

CLIP (Radford et al., 2021) is a cross-modal model that establishes a connection between vision and natural language by projecting image and text embeddings onto a shared space. When presented with an image \mathbf{I} and a corresponding descriptive sentence denoted as \mathbf{T} , the CLIP image encoder and text encoder encode the image and text into image embedding \mathbf{D} and text embedding \mathbf{L} , respectively. Subsequently, the embeddings \mathbf{D} and \mathbf{L} are aligned to achieve a large cosine similarity, thereby harmonizing the vision and language embedding spaces.

D Additional Experiment Results

D.1 Workflow of Client2Vec on Language Datasets

In Figure 7, we depict the workflow of Client2Vec on language datasets. The primary distinction between Figure 1 and Figure 7 arises from the methods employed for encoding data and labels. Specifically, for language datasets, particularly in the context of the next character prediction task, the data is encoded as "The next character of {data}", while the label is encoded as "Character {label}". In both cases, the CLIP text encoder is utilized by both the data encoder and label encoder for this task.

D.2 Experiment Settings

Dataset partition. The dataset partition follows the widely used settings in FL. In detail, we consider three datasets in this paper, and the details are listed as the follows.

- **Shakespeare:** The partition of Shakespeare dataset directly use the partition method provided by LEAF benchmark (Caldas et al., 2018), and we set the fraction of data sample to 0.1, fraction of data in training set is set to 0.8, and minimum number of samples per user is set to 40.
- **CIFAR10:** We use the Latent Dirichlet Allocation (LDA) (Yurochkin et al., 2019; Hsu et al., 2019) method with parameter $\alpha = 0.1$ to introduce label distribution shifts among clients. The dataset is partitioned into 100 clients.
- **DomainNet:** We randomly choose 50 classes from the overall 345 classes from DomainNet dataset. Sub-datasets of each domain are partitioned into 10 clients, resulting in 60 clients in total. Images are resized to 64×64 .

Training details and hyper-parameters. For every dataset and algorithm, we randomly select 10% of clients in each communication round and execute a total of 100 communication rounds. We employ the SGD optimizer, with

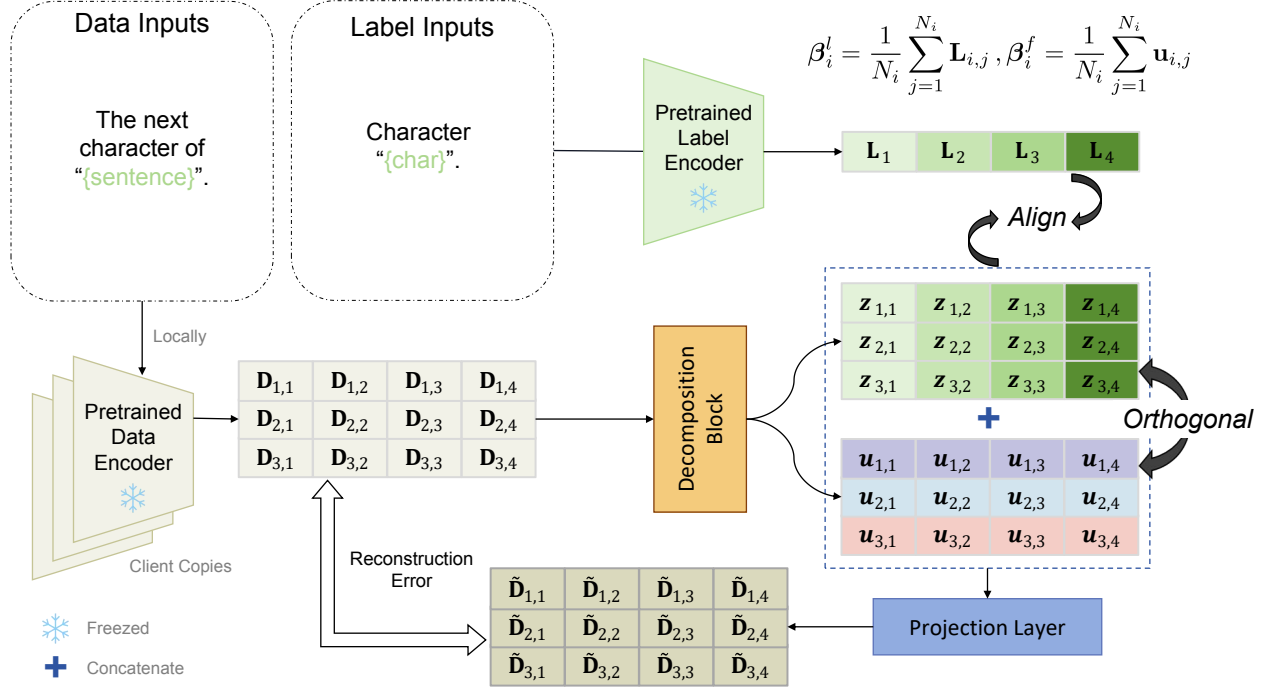


Figure 7: Overview of the workflow of the Client2Vec on language datasets.

a momentum setting of 0.9 for the DomainNet dataset, and a weight decay set to $5e-5$. The number of local epochs is fixed at 5, and the learning rate is set to $1e-2$. The experiments are conducted on single NVIDIA 3090 GPU. The hyperparameters for our enhanced case studies are detailed below.

- **Improved client sampling.** The heat parameter τ in Eq (1) is tuned in $[0.1, 0.5, 1.0, 2.0]$.
- **Improved model aggregation.** We choose the optimal results by choosing $\gamma = [0.1, 0.5, 0.9]$, and set $\lambda_1 = 1.0$ by default in Eq (8).
- **Improved local training.** For algorithms without extra local regularization terms, such as FedAvg, FedAvgM, and FedLC, the weights assigned to \mathcal{L}_{orth} and \mathcal{L}_{dist} are explicitly fixed at 1.0. In contrast, for approaches incorporating additional local regularization terms, such as Moon, FedDyn, and FedIIR, the weights assigned to \mathcal{L}_{orth} and \mathcal{L}_{dist} are set equal to the respective values of those additional local regularization terms in the respective algorithms.

The hyper-parameters utilized for each baseline algorithms are listed below.

- **FedAvgM:** The server momentum is tuned in $[0.1, 0.5, 1.0]$.
- **FedDyn:** We set $\alpha = 0.1$, and the max gradient norm to 10.
- **Moon:** The heat parameter is set to 0.5, and the weights of local regularization term is tuned in $[0.01, 0.1, 1.0]$.
- **FedLC:** We set $\tau = 1.0$.
- **FedIIR:** We tuned $ema = [0.95, 0.5, 0.1]$, and the weights of local regularization term are set to $1e - 3$.

Model architectures and training details of DSA-IGN. The projection layer utilizes a three-layer transformer encoder. Each transformer encoder layer consists of 8 attention heads, with the model dimension set to 32, and the feed-forward layer dimension set to 2048. The projection layer is represented as a matrix with dimensions 1024×512 . Given a batch of CLIP embeddings $\mathbf{D} \in \mathbb{R}^{N \times 512}$, the input for the decomposition block is constructed as $\mathbf{I}_{i,j} = [\mathbf{D}, \mathbf{D}] \in \mathbb{R}^{N \times 1024}$. Subsequently, \mathbf{I} is reshaped into $\tilde{\mathbf{I}} = (N \times 32 \times 32)$, indicating that each sample comprises 32 patches, and each patch has a dimension of 32.

The reshaped $\tilde{\mathbf{I}}$ is fed into the decomposition block, producing an output $\tilde{\mathbf{O}} \in (N \times 32 \times 32)$, which is then reshaped to $\mathbf{O} = (N \times 1024) = [\mathbf{Z}, \mathbf{U}]$. Here, $\mathbf{Z} \in \mathbb{R}^{N \times 512}$ represents the data encoding \mathbf{z} as defined in Definition 3.1, and $\mathbf{U} \in \mathbb{R}^{N \times 512}$ corresponds to the sample feature index \mathbf{u} . The input to the projection layer is identical to the output of the decomposition block, represented as \mathbf{O} .

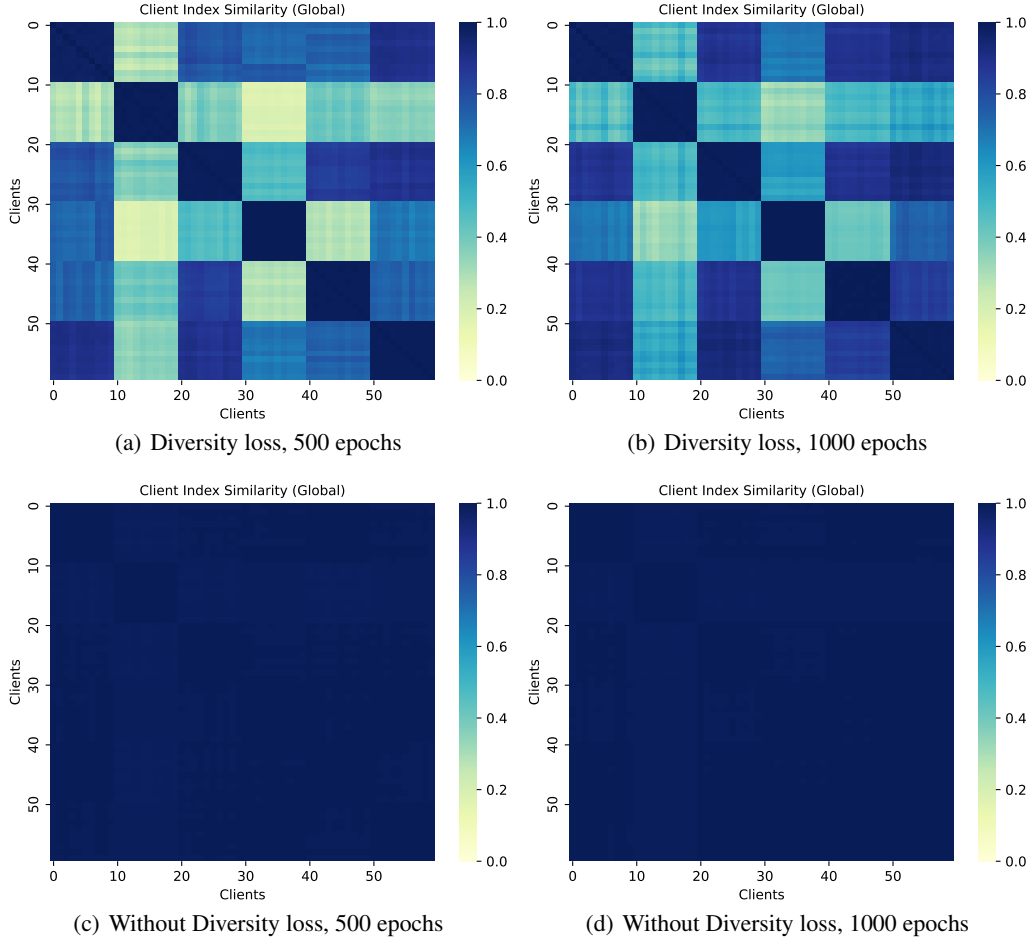


Figure 8: **Comparison between client indexed generated with/without diversity loss.** We use the DomainNet dataset with 60 clients, and use the *Global* training strategy. The DSA-IGN is trained by 500 and 1000 global epochs. We report the cos-similarities of the client feature index β_i^f .

D.3 Ablation Studies on Client Index Generation

Generating client index w/o the use of the diversity loss \mathcal{L}_{div} . As shown in Figure 8, the client feature index β_i^f become close to identical when do not use the diversity loss. This result suggest the necessity of using the diversity loss to obtain the meaningful results.

Using different projection layers in DSA-IGN. In Figure 9, we use single Linear layer and two-layer MLP as projection layers in DSA-IGN. Results show that both architectures can obtain sufficient meaningful results.

D.4 Ablation Studies on Case Studies

In Tables 5, 6, and 7, we conduct ablation studies on the three case studies we introduced in Section 4.

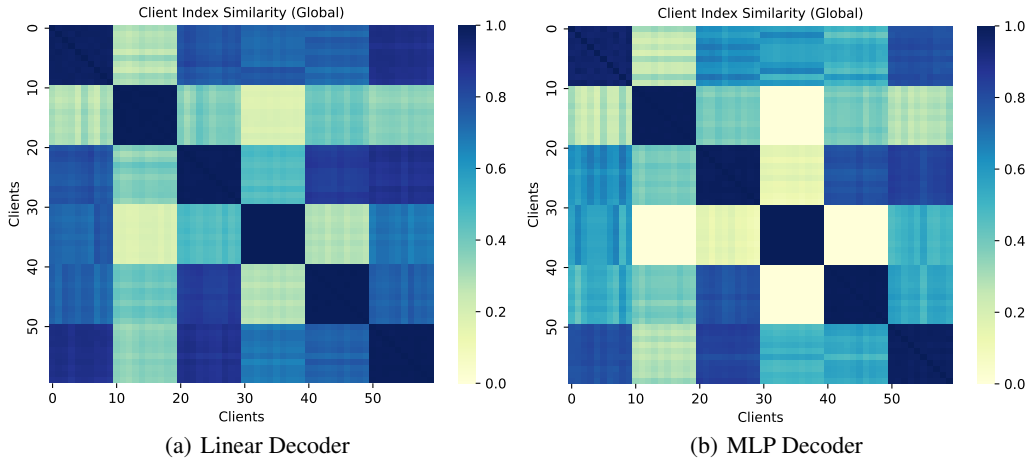


Figure 9: **Comparison between client indexed generated using different projection layers.** We use the DomainNet dataset with 60 clients, and use the *Global* training strategy. The DSA-IGN is trained by 500 global epochs. We report the cos-similarities of the client feature index β_i^f .

Table 5: **Ablation studies on improved client sampling.** We conduct ablation studies on hyper-parameter τ in Equation (1). The term 'Original' refers to the algorithm in its initial form, where the improved client sampling is not applied. This ablation study focuses on improved client sampling, without integrating the other case studies involving enhanced model aggregation and improved local training.

CIFAR10	Original	Client2Vec (Federated)				Client2Vec (Global)			
	-	$\tau = 0.1$	$\tau = 0.5$	$\tau = 1.0$	$\tau = 2.0$	$\tau = 0.1$	$\tau = 0.5$	$\tau = 1.0$	$\tau = 2.0$
FedAvg	42.24	44.60	44.21	42.88	42.49	41.28	43.10	45.56	43.28
FedAvgM	42.56	45.81	44.22	43.74	43.11	42.50	44.80	46.55	44.62
Moon	41.12	43.86	44.28	43.23	42.82	42.15	42.80	44.85	44.74

Table 6: **Ablation studies on training epochs of Client2Vec.** We perform ablation studies on the training epochs of DSA-IGN, incorporating all three case studies.

CIFAR10	Original	Client2Vec (Federated)		Client2Vec (Global)	
	-	$E = 100$	$E = 500$	$E = 100$	$E = 500$
FedAvg	42.24	59.58	59.29	61.55	58.28
FedAvgM	42.56	61.84	63.48	61.12	69.37
Moon	41.12	63.61	60.26	63.79	65.55
FedDyn	37.22	80.75	69.10	78.01	70.59

Table 7: **Ablation studies on improved local training.** We conduct ablation studies on the weights of the improved local training. All three case studies are incorporated in this setting.

CIFAR10	Original	Client2Vec (Federated)			Client2Vec (Global)		
	-	1.0	5.0	10.0	1.0	5.0	10.0
FedAvg	42.24	59.29	42.76	66.02	48.83	58.28	34.86
FedAvgM	42.56	63.48	70.04	68.34	49.77	69.37	35.51
Moon	41.12	60.25	51.41	59.02	46.61	60.53	33.39
FedDyn	37.22	69.10	79.96	78.70	43.87	70.59	69.57