

# Metric and Geometric Spanners that are Resilient to Degree-Bounded Edge Faults

Ahmad Biniiaz\*      Jean-Lou De Carufel†      Anil Maheshwari‡  
 Michiel Smid§

May 29, 2024

## Abstract

Let  $H$  be an edge-weighted graph, and let  $G$  be a subgraph of  $H$ . We say that  $G$  is an  $f$ -fault-tolerant  $t$ -spanner for  $H$ , if the following is true for any subset  $F$  of at most  $f$  edges of  $G$ : For any two vertices  $p$  and  $q$ , the shortest-path distance between  $p$  and  $q$  in the graph  $G \setminus F$  is at most  $t$  times the shortest-path distance between  $p$  and  $q$  in the graph  $H \setminus F$ . The value of  $t$  is called the stretch factor. Numerous results are known for constructing such spanners, both for general graphs  $H$  and for complete graphs  $H$  whose vertex set is a set of points in  $\mathbb{R}^d$  or in a metric space of bounded doubling dimension.

Recently, Bodwin, Haeupler, and Parter generalized this notion to the case when  $F$  can be any set of edges in  $G$ , as long as the maximum degree of  $F$  is at most  $f$ . For example, if  $f = 1$ , then  $F$  can be a perfect matching in  $G$ . They gave constructions for general graphs  $H$ .

We first consider the case when  $H$  is a complete graph whose vertex set is an arbitrary metric space. We show that if this metric space contains a  $t$ -spanner with  $m$  edges, then it also contains a graph  $G$  with at most  $(4f - 1)m$  edges, that is resilient to edge faults of maximum degree  $f$  and has stretch factor  $O(ft)$ . We also give an example for which our construction has stretch factor  $\Omega(ft)$ . If  $f = 1$ , the graph  $G$  has at most  $3m$  edges and its stretch factor is at most  $3t$ . For this case, we give an example for which  $G$  has stretch factor arbitrarily close to  $3t$ .

Next, we consider the case when  $H$  is a complete graph whose vertex set is a metric space that admits a well-separated pair decomposition. We show that, if the metric space has such a decomposition of size  $m$ , then it contains a graph with at most  $(2f + 1)^2 m$  edges, that is resilient to edge faults of maximum degree  $f$  and has stretch

---

\*School of Computer Science, University of Windsor, Canada. Supported by NSERC.

†School of Electrical Engineering and Computer Science, University of Ottawa, Canada. Supported by NSERC.

‡School of Computer Science, Carleton University, Ottawa, Canada. Supported by NSERC.

§School of Computer Science, Carleton University, Ottawa, Canada. Supported by NSERC.

factor at most  $1 + \varepsilon$ , for any given  $\varepsilon > 0$ . For example, if the vertex set is a set of  $n$  points in  $\mathbb{R}^d$  ( $d$  being a constant) or a set of  $n$  points in a metric space of bounded doubling dimension, then the spanner has  $O(f^2n)$  edges.

Finally, for the case when  $H$  is a complete graph on  $n$  points in  $\mathbb{R}^d$ , we show how natural variants of the Yao- and  $\Theta$ -graphs lead to graphs with  $O(fn)$  edges, that are resilient to edge faults of maximum degree  $f$  and have stretch factor at most  $1 + \varepsilon$ , for any given  $\varepsilon > 0$ .

## 1 Introduction

Let  $H$  be an undirected “host graph”, in which each edge has a weight. For a real number  $t \geq 1$ , a subgraph  $G$  of  $H$  is called a  $t$ -spanner for  $H$ , if for any two vertices  $p$  and  $q$  of  $H$ ,

$$\delta_G(p, q) \leq t \cdot \delta_H(p, q),$$

where, for any edge-weighted graph  $X$ ,  $\delta_X(p, q)$  denotes the length of a shortest path between  $p$  and  $q$  in  $X$ . The smallest such value for  $t$  is called the *stretch factor* of  $G$ .

There is a large amount of literature on the problem of designing algorithms that compute a  $t$ -spanner for a graph  $H$ , where the goal is to obtain the best trade-offs between the stretch factor  $t$  and the number of edges in  $G$ . For general edge-weighted graphs  $H$ , we refer the reader to the survey paper Ahmed *et al.* [1].

In the *metric* case, the host graph  $H$  is a complete graph  $K_S$  induced by a finite metric space  $(S, |\cdot|)$ : The vertex set of  $K_S$  is  $S$  and for any two distinct points  $p$  and  $q$  in  $S$ ,  $K_S$  contains the edge  $\{p, q\}$  with weight  $|pq|$ . In this case, a graph  $G$  with vertex set  $S$  is a  $t$ -spanner for  $S$ , if for any two points  $p$  and  $q$  of  $S$ ,

$$\delta_G(p, q) \leq t \cdot |pq|.$$

For several classes of metric spaces, constructions are known that compute, for any constant  $t > 1$ , a  $t$ -spanner with  $O(n)$  edges, where  $n$  is the number of points in  $S$ . For example, this is the case for Euclidean spaces, where  $S$  is a finite set of points in  $\mathbb{R}^d$  (where the dimension  $d$  is a constant) and the distance between two points is their Euclidean distance. This was first shown by Keil [12]. Many other constructions can be found in Narasimhan and Smid [17]. Another example is the case when the metric space  $(S, |\cdot|)$  has bounded doubling dimension. For this case, Har-Peled and Mendel [10] were the first to show how to compute a  $t$ -spanner with  $O(n)$  edges. Other results can be found in Filtser and Solomon [8].

### 1.1 Fault-Tolerant Spanners

Spanners were generalized by Levkopoulos *et al.* [13, 14] to *fault-tolerant* spanners. Let  $f \geq 1$  be an integer. A subgraph  $G$  of the host graph  $H$  is an  $f$ -fault-tolerant  $t$ -spanner for  $H$ , if the following holds for any subset  $F$  of at most  $f$  edges of  $G$ : For any two vertices  $p$  and  $q$  of  $H$ ,

$$\delta_{G \setminus F}(p, q) \leq t \cdot \delta_{H \setminus F}(p, q), \tag{1}$$

where, for any edge-weighted graph  $X = (V_X, E_X)$ ,  $X \setminus F$  denotes the graph with vertex set  $V_X$  and edge set  $E_X \setminus F$ . Thus,  $\delta_{G \setminus F}(p, q)$  denotes the length of a shortest path between  $p$  and  $q$  in the graph obtained by removing all edges in  $F$  from  $G$ . We remark that there are also versions of fault-tolerant spanners in which up to  $f$  vertices and edges can be removed.

Again, there is a large amount of literature on the problem of constructing fault-tolerant spanners. For the case of general edge-weighted graphs, the first results were given by Chechik *et al.* [6]. See Bodwin *et al.* [2] for more recent results. For Euclidean spaces and metric spaces of bounded doubling dimension, we refer the reader to [5, 11, 15, 16, 17, 18].

Recently, Bodwin, Haeupler, and Parter [3] introduced a more general notion of fault-tolerant spanners. A subgraph  $G = (V_H, E)$  of the host graph  $H = (V_H, E_H)$  is an  $f$ -faulty-degree  $t$ -spanner for  $H$ , if for any subset  $F$  of  $E$ , for which the maximum degree of the graph  $(V_H, F)$  is at most  $f$ , and for any two vertices  $p$  and  $q$  in  $V_H$ , (1) holds.

For example, in a 1-faulty-degree  $t$ -spanner, we are allowed to remove a perfect matching that has  $|V_H|/2$  edges, whereas in a 1-fault-tolerant  $t$ -spanner, we are only allowed to remove one edge. This shows that an  $f$ -faulty-degree spanner is a much stronger condition.

Bodwin, Haeupler, and Parter [3] proved the following result. Let  $H$  be any edge-weighted graph with  $n$  vertices. For any positive integers  $f$  and  $k$ , there exists an  $f$ -faulty-degree  $(2k - 1)$ -spanner for  $H$  that has  $O(k^k \cdot f^{1-1/k} \cdot n^{1+1/k})$  edges. Notice that there is a large dependence on  $k$ . In particular, the upper bound on the number of edges is subquadratic in  $n$  only if  $k = o(\log n / \log \log n)$ .<sup>1</sup>

## 1.2 Our Results

We consider faulty-degree spanners for the case when the host graph is the complete graph  $K_S$  induced by a finite metric space  $(S, |\cdot|)$ . For completeness, we state the definition of a faulty-degree spanner for this case.

**Definition 1** Let  $(S, |\cdot|)$  be a finite metric space, let  $f \geq 0$  be an integer, let  $t \geq 1$  be a real number, and let  $G = (S, E)$  be an undirected graph, in which each edge  $\{p, q\}$  has weight  $|pq|$ . The graph  $G$  is called an  $f$ -faulty-degree  $t$ -spanner for  $S$ , if the following holds for any subset  $F$  of  $E$ , for which the maximum degree of the graph  $(S, F)$  is at most  $f$ : For any two points  $p$  and  $q$  in  $S$ ,

$$\delta_{G \setminus F}(p, q) \leq t \cdot \delta_{K_S \setminus F}(p, q).$$

In Section 2, we consider arbitrary metric spaces  $(S, |\cdot|)$ . We will show the following: Assume that  $G' = (S, E')$  is an arbitrary  $t$ -spanner for  $S$ . Let  $n$  denote the number of points in  $S$ , and let  $m$  denote the number of edges in  $E'$ . For any integer  $f \geq 1$ , we can convert  $G'$  to a graph  $G = (S, E)$  with at most  $(4f - 1)m$  edges, such that  $G$  is an  $f$ -faulty-degree  $t'$ -spanner for  $S$ , where  $t'$  is a function of  $f$  and  $t$ . The construction is valid for any  $f$  with  $1 \leq f \leq (n - 1)/2$ . In Section 2.1, we consider the case when  $f = 1$  and prove that  $t' \leq 3t$ . We also give an example for which  $t'$  is arbitrarily close to  $3t$ . In Section 2.2, we consider

---

<sup>1</sup>Recall that  $k^k = n$  solves to  $k \sim \log n / \log \log n$ .

the general case  $f \geq 1$  and prove that  $t' \leq (8f + 2)t$ . For  $f \geq 3$ , we give an example for which  $t' = \Omega(ft)$ .

In Section 3, we assume that  $S$  is a set of  $n$  points in a metric space that admits a well-separated pair decomposition (WSPD). Let  $m$  denote the size of such a WSPD. We will show that, for any integer  $f \geq 1$  and any real constant  $\varepsilon > 0$ , there exists an  $f$ -faulty-degree  $(1 + \varepsilon)$ -spanner for  $S$  that has at most  $(2f + 1)^2 m$  edges. We remark that our spanner is obtained by modifying the construction in Levcopoulos *et al.* [14] for standard fault-tolerant spanners. Examples of metric spaces for which  $m = O(n)$  are Euclidean spaces of constant dimension (see Callahan and Kosaraju [4]) and metric spaces of bounded doubling dimension (see Har-Peled and Mendel [10]).

In Section 4, we will show that in Euclidean space, we can do even better: Assume that  $S$  is a set of  $n$  points in  $\mathbb{R}^d$ , where the dimension  $d$  is a constant, and the distance  $|pq|$  between two points  $p$  and  $q$  is their Euclidean distance. For this case, we will define two graphs with vertex set  $S$  that are variants of the Yao-graph (see Flinchbaugh and Jones [9] and Yao [19]) and the  $\Theta$ -graph (see Clarkson [7] and Keil [12]) and that depend on the maximum degree bound  $f$  of any set  $F$  of faulty edges. We will prove that, for any real constant  $\varepsilon > 0$ , each of these graphs is an  $f$ -faulty-degree  $(1 + \varepsilon)$ -spanner for  $S$  with  $O(fn)$  edges. In particular, the stretch factor does not depend on  $f$ . Observe that this is optimal, up to constant factors, because every vertex in an  $f$ -faulty-degree spanner must have degree at least  $f$ . We remark that our graphs are variations of the standard fault-tolerant spanners obtained by Lukovszki [15].

We conclude this section by introducing notation that will be used throughout the paper. Let  $P = (p_1, p_2, \dots, p_k)$  be a sequence of points in a finite metric space  $(S, |\cdot|)$ . The *length* of this sequence is denoted by  $|P|$  and is equal to  $\sum_{i=1}^{k-1} |p_i p_{i+1}|$ . If all points are pairwise distinct, then  $P$  is a *path* in  $K_S$ . If the sequence may have repeated points, then  $P$  is a *walk* in  $K_S$ .

## 2 General Metric Spaces

In this section,  $(S, |\cdot|)$  denotes an arbitrary finite metric space. Let  $n$  be the number of points in  $S$  and let  $t \geq 1$  be a real number. We assume that we are given a  $t$ -spanner  $G' = (S, E')$  for  $S$  and we denote the number of edges of  $G'$  by  $m$ . For any integer  $f$  with  $1 \leq f \leq (n - 1)/2$ , we will show how to convert  $G'$  to a graph  $G = (S, E)$  that has at most  $(4f - 1)m$  edges and is an  $f$ -faulty-degree  $t'$ -spanner for  $S$ , where  $t'$  is a function of  $f$  and  $t$ .

The graph  $G = (S, E)$  is obtained as follows (refer to Figure 1):

- The edge set  $E$  contains all edges of  $E'$ .
- For each edge  $\{a, b\}$  in  $E'$ , let  $c_1, c_2, \dots, c_{n-2}$  be the sequence of points of  $S \setminus \{a, b\}$ , in non-decreasing order of the values  $|ac_i| + |c_i b|$ ; ties are broken arbitrarily. Let  $C_{ab}$  denote the set consisting of the first  $2f - 1$  points in this sequence, i.e.,  $C_{ab} = \{c_1, c_2, \dots, c_{2f-1}\}$ . The edge set  $E$  contains the  $4f - 2$  edges  $\{a, c_i\}$  and  $\{c_i, b\}$ , for  $i = 1, 2, \dots, 2f - 1$ .

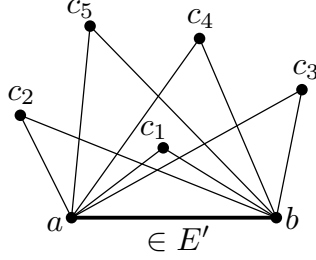


Figure 1: Illustrating the edges that are added to  $E$  because of the edge  $\{a, b\}$  in  $E'$ . In this figure,  $f = 3$ .

Observe that the number of edges in  $E$  is at most  $m + (4f - 2)m = (4f - 1)m$ .

In the rest of this section, we will prove that  $G$  is an  $f$ -faulty-degree  $t'$ -spanner for  $S$ . In Section 2.1, we consider the case when  $f = 1$ , in which case  $t' \leq 3t$ . In Section 2.2, we consider the general case when  $f \geq 1$  and prove that  $t' \leq (8f + 2)t$ .

## 2.1 Faulty Matchings: $f = 1$

Consider the graph  $G = (S, E)$  defined above for the case when  $f = 1$ . Any subset  $F$  of  $E$  such that the maximum degree of the graph  $(S, F)$  is at most 1 is a matching in  $G$ . In other words,  $G \setminus F$  is obtained by removing this matching from  $G$ . We will prove the following result.

**Theorem 1** *Let  $(S, |\cdot|)$  be a finite metric space, let  $t \geq 1$  be a real number, and let  $G' = (S, E')$  be a  $t$ -spanner for  $S$  with  $m$  edges. Then the graph  $G = (S, E)$  is a 1-faulty-degree  $(3t)$ -spanner for  $S$  that has at most  $3m$  edges.*

We have already seen that the number of edges in  $E$  is at most  $3m$ . It remains to prove that  $G$  is a 1-faulty-degree  $(3t)$ -spanner for  $S$ .

Let  $F$  be an arbitrary matching in  $G$ , and let  $p$  and  $q$  be two points in  $S$ . We have to show that

$$\delta_{G \setminus F}(p, q) \leq 3t \cdot \delta_{K_S \setminus F}(p, q).$$

Let  $P'$  be a shortest path between  $p$  and  $q$  in the graph  $G'$ . Since  $G'$  is a  $t$ -spanner for  $S$ , the length  $|P'|$  of  $P'$  is at most  $t|pq|$ .

Let  $\{a_1, b_1\}, \{a_2, b_2\}, \dots, \{a_k, b_k\}$  be the edges on  $P'$  that are in  $F$ . We may assume that, if we follow  $P'$  from  $p$  to  $q$ , the endpoints of these edges are visited in the order  $a_1, b_1, a_2, b_2, \dots, a_k, b_k$ ; refer to Figure 2. Since  $F$  is a matching,  $b_1 \neq a_2, b_2 \neq a_3, \dots, b_{k-1} \neq a_k$ .

For each  $i$  with  $1 \leq i \leq k$ , let  $c_i$  be the point in  $S \setminus \{a_i, b_i\}$  that minimizes  $|a_i c_i| + |c_i b_i|$  and that was chosen when defining the graph  $G$ . Since  $F$  is a matching, all edges  $\{a_i, c_i\}$  and  $\{c_i, b_i\}$ , for  $1 \leq i \leq k$ , are in  $G \setminus F$ .

We define  $P$  to be the walk (i.e., possibly non-simple path) that

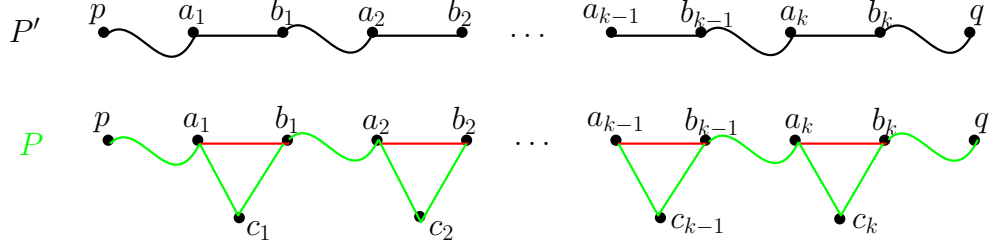


Figure 2:  $P'$  is a shortest path between  $p$  and  $q$  in the graph  $G'$ . The red edges  $\{a_i, b_i\}$ ,  $1 \leq i \leq k$ , are in the matching  $F$ .  $P$  (in green) is a walk between  $p$  and  $q$  in the graph  $G \setminus F$ . Note that any vertex  $c_i$  may be on the path  $P'$ .

- starts at  $p$  and follows  $P'$  to  $a_1$ ,
- for  $i = 1, 2, \dots, k-1$ , takes the two edges  $\{a_i, c_i\}$  and  $\{c_i, b_i\}$ , and then follows  $P'$  from  $b_i$  to  $a_{i+1}$ ,
- takes the two edges  $\{a_k, c_k\}$  and  $\{c_k, b_k\}$ , and then follows  $P'$  from  $b_k$  to  $q$ .

Refer to Figure 2. Observe that  $P$  is a walk between  $p$  and  $q$  in the graph  $G \setminus F$ .

If  $k = 0$ , then  $P = P'$  and we have

$$\delta_{G \setminus F}(p, q) = |P'| \leq t|pq| = t \cdot \delta_{K_S \setminus F}(p, q) \leq 3t \cdot \delta_{K_S \setminus F}(p, q).$$

Assume that  $k = 1$  and  $P'$  consists of just the edge  $\{p, q\}$ . Then  $p = a_1$ ,  $q = b_1$ , and the length of  $P$  is equal to  $|a_1c_1| + |c_1b_1|$ . By the definition of  $c_1$ , we have  $\delta_{K_S \setminus F}(p, q) = |a_1c_1| + |c_1b_1|$  and, thus,

$$\delta_{G \setminus F}(p, q) = \delta_{K_S \setminus F}(p, q) \leq 3t \cdot \delta_{K_S \setminus F}(p, q).$$

It remains to consider the case covered by the following lemma.

**Lemma 1** *Assume that  $k \geq 1$  and  $P'$  has at least two edges. Then the graph  $G \setminus F$  contains a walk  $Q$  between  $p$  and  $q$  whose length is at most  $3|P'|$ .*

This lemma will imply that

$$\delta_{G \setminus F}(p, q) \leq |Q| \leq 3|P'| \leq 3t|pq| \leq 3t \cdot \delta_{K_S \setminus F}(p, q).$$

For any two vertices  $x$  and  $y$  of  $P'$ , we denote by  $P'_{xy}$  the subpath of  $P'$  between  $x$  and  $y$ . Using this notation, the length  $|P|$  of  $P$  satisfies

$$|P| = |P'_{pa_1}| + \sum_{i=1}^{k-1} |P'_{b_i a_{i+1}}| + |P'_{b_k q}| + \sum_{i=1}^k (|a_i c_i| + |c_i b_i|). \quad (2)$$

To prove Lemma 1, we consider five cases.

**Case 1:** The edge of  $P'$  that is incident on  $p$  is not in  $F$ .

Since  $p \notin \{a_1, b_1\}$ , our choice of  $c_1$  implies that

$$|a_1c_1| + |c_1b_1| \leq |a_1p| + |pb_1|.$$

For each  $i$  with  $2 \leq i \leq k$ , since  $b_{i-1} \notin \{a_i, b_i\}$ , our choice of  $c_i$  implies that

$$|a_ic_i| + |c_ib_i| \leq |a_ib_{i-1}| + |b_{i-1}b_i|.$$

It follows that

$$\begin{aligned} \sum_{i=1}^k (|a_ic_i| + |c_ib_i|) &\leq (|a_1p| + |pb_1|) + \sum_{i=2}^k (|a_ib_{i-1}| + |b_{i-1}b_i|) \\ &\leq |P'_{pa_1}| + |P'_{pb_1}| + \sum_{i=2}^k (|P'_{b_{i-1}a_i}| + |P'_{b_{i-1}b_i}|) \\ &\leq 2|P'|. \end{aligned}$$

Using this, it follows from (2) that  $|P| \leq 3|P'|$ . Hence, Lemma 1 holds for  $Q = P$ .

**Case 2:** The edge of  $P'$  that is incident on  $q$  is not in  $F$ .

By switching the roles of  $p$  and  $q$ , this case is the same as Case 1.

**Case 3:**  $k = 2$ , the path  $P'$  consists of three edges, the edge of  $P'$  that is incident on  $p$  is in  $F$ , and the edge of  $P'$  that is incident on  $q$  is in  $F$ .

In this case,  $p = a_1$ ,  $q = b_2$ , and the path  $P$  consists of the five edges  $\{a_1, c_1\}$ ,  $\{c_1, b_1\}$ ,  $\{b_1, a_2\}$ ,  $\{a_2, c_2\}$ , and  $\{c_2, b_2\}$ . Observe that  $\{b_1, a_2\}$  is not in  $F$ .

Let  $c$  be the point in  $S \setminus \{b_1, a_2\}$  that minimizes  $|b_1c| + |ca_2|$  and that was chosen when defining the graph  $G$ .

**Case 3.1:**  $c \notin \{a_1, b_2\}$ .

Since  $a_1 \notin \{b_1, a_2\}$ , our choice of  $c$  implies that

$$|b_1c| + |ca_2| \leq |b_1a_1| + |a_1a_2| \leq |b_1a_1| + |a_1b_1| + |b_1a_2|.$$

Similarly, since  $b_2 \notin \{b_1, a_2\}$ ,

$$|b_1c| + |ca_2| \leq |b_1b_2| + |b_2a_2| \leq |b_1a_2| + |a_2b_2| + |b_2a_2|.$$

By adding these two inequalities, we get

$$2(|b_1c| + |ca_2|) \leq 2|a_1b_1| + 2|b_1a_2| + 2|a_2b_2| = 2|P'|,$$

which gives

$$|b_1c| + |ca_2| \leq |P'|. \tag{3}$$

Since  $c \notin \{a_1, b_1\}$ , our choice of  $c_1$  implies that

$$|a_1c_1| + |c_1b_1| \leq |a_1c| + |cb_1|. \quad (4)$$

Since  $c \notin \{a_2, b_2\}$ , our choice of  $c_2$  implies that

$$|a_2c_2| + |c_2b_2| \leq |a_2c| + |cb_2|. \quad (5)$$

Using (4) and (5), we get

$$\begin{aligned} |P| &= |a_1c_1| + |c_1b_1| + |b_1a_2| + |a_2c_2| + |c_2b_2| \\ &\leq |a_1c| + |cb_1| + |b_1a_2| + |a_2c| + |cb_2|. \end{aligned}$$

Using (3), we get

$$\begin{aligned} |P| &\leq |a_1c| + |b_1a_2| + |cb_2| + |P'| \\ &\leq (|a_1b_1| + |b_1c|) + |b_1a_2| + (|ca_2| + |a_2b_2|) + |P'| \\ &= |b_1c| + |ca_2| + 2|P'|. \end{aligned}$$

One more application of (3) gives

$$|P| \leq 3|P'|.$$

Hence, Lemma 1 holds for  $Q = P$ .

**Case 3.2:**  $c = a_1$ .

By the definition of the graph  $G$ ,  $\{c, a_2\} = \{p, a_2\}$  is an edge in  $G$ . Since  $F$  is a matching, this edge is in the graph  $G \setminus F$ . Define the path  $Q = (p, a_2, c_2, b_2 = q)$ . This path is in  $G \setminus F$ .

Since  $c \notin \{a_2, b_2\}$ , our choice of  $c_2$  implies that

$$|a_2c_2| + |c_2b_2| \leq |a_2c| + |cb_2|,$$

i.e.,

$$|a_2c_2| + |c_2q| \leq |a_1a_2| + |a_1b_2|.$$

The length of the path  $Q$  satisfies

$$|Q| = |pa_2| + |a_2c_2| + |c_2q| \leq |pa_2| + |a_1a_2| + |a_1b_2|.$$

By the triangle inequality, we have  $|Q| \leq 3|P'|$ . Hence, Lemma 1 holds for  $Q$ .

**Case 3.3:**  $c = b_2$ .

By switching the roles of  $p$  and  $q$ , this case is the same as Case 3.2.

**Case 4:**  $k = 2$ , the path  $P'$  consists of at least four edges, the edge of  $P'$  that is incident on  $p$  is in  $F$ , and the edge of  $P'$  that is incident on  $q$  is in  $F$ .



In this case,  $p = a_1$  and  $q = b_2$ . Let  $z$  be the third point on  $P'$ , when traversing this path from  $p$  to  $q$ . Then, the edge  $\{b_1, z\}$  is on  $P'$  and  $z \neq a_1$ .

Observe that  $P'_{pz}$  is a shortest path between  $p$  and  $z$  in  $G'$  and this path satisfies the condition of Case 2. Therefore, the graph  $G \setminus F$  contains a walk  $Q_1$  between  $p$  and  $z$  whose length is at most  $3|P'_{pz}|$ .

Similarly,  $P'_{zq}$  is a shortest path between  $z$  and  $q$  in  $G'$  and this path satisfies the condition of Case 1. Thus, the graph  $G \setminus F$  contains a walk  $Q_2$  between  $z$  and  $q$  whose length is at most  $|P'_{zq}|$ .

Let  $Q$  be the concatenation of  $Q_1$  and  $Q_2$ . Then  $Q$  is a walk between  $p$  and  $q$  in  $G \setminus F$ . The length of this walk satisfies

$$|Q| = |Q_1| + |Q_2| \leq 3|P'_{pz}| + 3|P'_{zq}| = 3|P'|.$$

Thus, Lemma 1 holds for this walk  $Q$ .

**Case 5:**  $k \geq 3$ , the edge of  $P'$  that is incident on  $p$  is in  $F$ , and the edge of  $P'$  that is incident on  $q$  is in  $F$ .

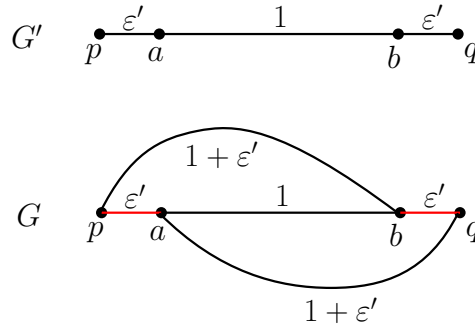
In this case,  $p = a_1$  and  $q = b_k$ . Observe that  $P'_{pb_2}$  is a shortest path between  $p$  and  $b_2$  in  $G'$  and this path satisfies one of the conditions of Cases 3 and 4. Therefore, the graph  $G \setminus F$  contains a walk  $Q_1$  between  $p$  and  $b_2$  whose length is at most  $3|P'_{pb_2}|$ . Similarly,  $P'_{b_2q}$  is a shortest path between  $b_2$  and  $q$  in  $G'$  and this path satisfies the condition of Case 1. Thus, the graph  $G \setminus F$  contains a walk between  $b_2$  and  $q$  whose length is at most  $3|P'_{b_2q}|$ . Let  $Q$  be the concatenation of  $Q_1$  and  $Q_2$ . Then  $Q$  is a walk between  $p$  and  $q$  in  $G \setminus F$ . The length of this walk satisfies

$$|Q| = |Q_1| + |Q_2| \leq 3|P'_{pb_2}| + 3|P'_{b_2q}| = 3|P'|.$$

Thus, Lemma 1 holds for this walk  $Q$ .

This completes the proof of Lemma 1 and, therefore, of Theorem 1.

We complete this section by showing that the upper bound of  $3t$  on the stretch factor of  $G$  is tight. Let  $\varepsilon$  be a real number with  $0 < \varepsilon \ll 1$ , and define  $\varepsilon' = \varepsilon/(4 - 2\varepsilon)$ . Consider the one-dimensional point set  $S = \{p, a, b, q\}$ , as indicated below. The graph  $G'$  connects the points in the left-to-right order and is a 1-spanner for  $S$ . The graph  $G$  contains  $G'$  and the two edges  $\{p, b\}$  and  $\{a, q\}$ .



Consider the matching  $F = \{\{p, a\}, \{b, q\}\}$ , as indicated in red. We have  $\delta_{G \setminus F}(p, q) = 3 + 2\varepsilon'$  and  $\delta_{K_S \setminus F}(p, q) = 1 + 2\varepsilon'$ . Thus,

$$\frac{\delta_{G \setminus F}(p, q)}{\delta_{K_S \setminus F}(p, q)} = \frac{3 + 2\varepsilon'}{1 + 2\varepsilon'} = 3 - \varepsilon,$$

i.e.,  $G'$  is a 1-faulty-degree  $(3 - \varepsilon)$ -spanner for  $S$ .

## 2.2 The General Case: $f \geq 1$

Consider the graph  $G = (S, E)$  defined in the beginning of Section 2 for the general case when  $f \geq 1$ . We will prove the following result.

**Theorem 2** *Let  $(S, |\cdot|)$  be a finite metric space, let  $n$  be the number of points in  $S$ , let  $t \geq 1$  be a real number, and let  $G' = (S, E')$  be a  $t$ -spanner for  $S$  with  $m$  edges. Then, for any integer  $f$  with  $1 \leq f \leq (n - 1)/2$ , the graph  $G = (S, E)$  is an  $f$ -faulty-degree  $((8f + 2)t)$ -spanner for  $S$  that has at most  $(4f - 1)m$  edges.*

We have already seen that the number of edges in  $E$  is at most  $(4f - 1)m$ . It remains to prove that  $G$  is an  $f$ -faulty-degree  $((8f + 2)t)$ -spanner for  $S$ .

Let  $F$  be an arbitrary subset of the edge set  $E$  of  $G$ , such that the maximum degree of the graph  $(S, F)$  is at most  $f$ .

**Lemma 2** *The graph  $K_S \setminus F$  is connected.*

**Proof.** The lemma will follow the following claim: For every partition of  $S$  into two non-empty sets  $A$  and  $B$ , the graph  $K_S \setminus F$  contains an edge between  $A$  and  $B$ .

To prove this claim, we may assume without loss of generality that the size of  $B$  is at least the size of  $A$ . Thus, the size of  $B$  is at least  $n/2$ , which is larger than  $f$ . Let  $p$  be a point in  $A$ . In  $K_S$ , there are more than  $f$  edges of the form  $\{p, q\}$ , with  $q \in B$ . At least one of these edges is in  $K_S \setminus F$ . ■

**Lemma 3** *Let  $\{a, b\}$  be an edge in  $G'$ . If this edge is in  $F$ , then there exists a point  $c$  in  $C_{ab}$  such that both  $\{a, c\}$  and  $\{c, b\}$  are edges in the graph  $G \setminus F$ .*

**Proof.** Assume that for each of the  $2f - 1$  points  $c$  in  $C_{ab}$ , at least one of the two edges  $\{a, c\}$  and  $\{c, b\}$  is in  $F$ . Then, in  $(S, F)$ , the sum of the degrees of  $a$  and  $b$  is at least  $2 + (2f - 1) = 2f + 1$ . Therefore,  $a$  or  $b$  has degree more than  $f$  in  $(S, F)$ , which is a contradiction. ■

**Lemma 4** *Let  $\{a, b\}$  be an edge in  $G'$ . Then there exists a shortest path between  $a$  and  $b$  in the graph  $G \setminus F$ , all of whose vertices belong to  $C_{ab} \cup \{a, b\}$ .*

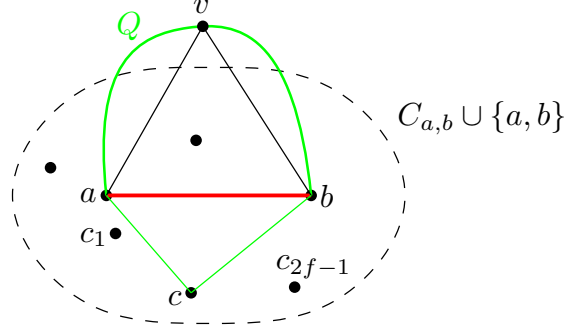


Figure 3: Illustrating the proof of Lemma 4.

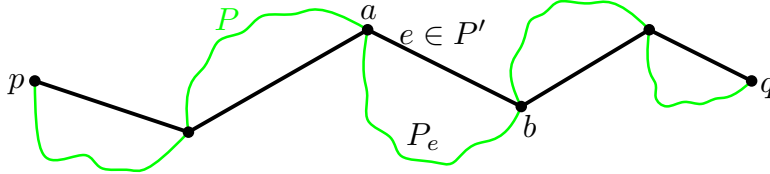


Figure 4: The black path  $P'$  is a shortest path between  $p$  and  $q$  in  $G'$ . For each edge  $e = \{a, b\}$  on  $P'$ , the green path  $P_e$  is a shortest path between  $a$  and  $b$  in  $G \setminus F$ . The concatenation of all paths  $P_e$  is a walk  $P$  between  $p$  and  $q$  in  $G \setminus F$ .

**Proof.** First assume that  $\{a, b\}$  is not an edge in  $F$ . Then this edge is in the graph  $G \setminus F$ . Using the triangle inequality, this edge is a shortest path between  $a$  and  $b$ . Thus, the lemma holds.

Now assume that  $\{a, b\}$  is in  $F$ . Let  $c$  be a point in  $C_{ab}$  as in Lemma 3. The path  $P = (a, c, b)$  is in  $G \setminus F$ . Let  $Q$  be a shortest path between  $a$  and  $b$  in  $G \setminus F$ , and assume that  $Q$  contains a vertex  $v$  that is not in  $C_{ab} \cup \{a, b\}$ ; refer to Figure 3. Then

$$|P| = |ac| + |cb| \leq |av| + |vb| \leq |Q|$$

and, thus,  $|P| = |Q|$ . The path  $P$  satisfies the lemma. ■

**Lemma 5** *Let  $p$  and  $q$  be two distinct points in  $S$ , and let  $P'$  be a shortest path between  $p$  and  $q$  in the graph  $G'$ . If the number of vertices of  $P'$  is at least  $2f + 2$ , then*

$$\delta_{G \setminus F}(p, q) \leq (8f + 2) \cdot |P'|.$$

**Proof.** Let  $e = \{a, b\}$  be any edge on the path  $P'$ . By Lemma 4, there exists a shortest path  $P_e$  between  $a$  and  $b$  in the graph  $G \setminus F$ , all of whose vertices belong to  $C_{ab} \cup \{a, b\}$ ; refer to Figure 4.

Let  $P$  be the concatenation of all paths  $P_e$ , where  $e$  ranges over all edges of  $P'$ . Then  $P$  is a walk between  $p$  and  $q$  in  $G \setminus F$ . We will prove that the length of  $P$  is at most  $(8f + 2) \cdot |P'|$ . This will prove the lemma.

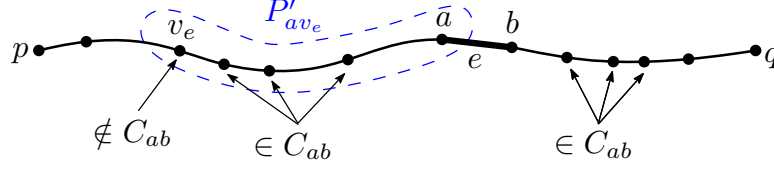


Figure 5:  $v_e$  is a vertex of  $P'$  that is closest (along  $P'$  and in terms of the number of edges) to  $a$  or  $b$ , and that is not in  $C_{ab} \cup \{a, b\}$ .

Again, let  $e = \{a, b\}$  be any edge on the path  $P'$ . Recall that the set  $C_{ab} \cup \{a, b\}$  has size  $2f + 1$  and  $P'$  contains at least  $2f + 2$  vertices. Therefore, there exists a vertex of  $P'$  that is not in  $C_{ab} \cup \{a, b\}$ . Let  $v_e$  be such a vertex that is closest (along  $P'$  and in terms of the number of edges), to  $a$  or  $b$ ; refer to Figure 5. Then, again using the fact that the size of  $C_{ab} \cup \{a, b\}$  is  $2f + 1$ ,

- the subpath  $P'_{av_e}$  of  $P'$  between  $a$  and  $v_e$  has at most  $2f + 1$  edges, and
- the subpath  $P'_{v_e b}$  of  $P'$  between  $b$  and  $v_e$  has at most  $2f + 1$  edges.

First assume that  $e = \{a, b\}$  is an edge in  $F$ . Let  $c$  be a point as in Lemma 3. Since both edges  $\{a, c\}$  and  $\{c, b\}$  are in  $G \setminus F$ , we have

$$\delta_{G \setminus F}(a, b) \leq |ac| + |cb|.$$

Since  $v_e \notin C_{ab}$ , we have

$$|ac| + |cb| \leq |av_e| + |v_e b|.$$

By the triangle inequality, we have

$$|av_e| + |v_e b| \leq |P'_{av_e}| + |P'_{v_e b}|.$$

By combining the above three inequalities, we get

$$\delta_{G \setminus F}(a, b) \leq |P'_{av_e}| + |P'_{v_e b}|. \quad (6)$$

Observe that (6) also holds if  $e = \{a, b\}$  is not an edge in  $F$ , because in that case,  $\delta_{G \setminus F}(a, b) = |ab|$ , which is at most equal to the right-hand side in (6).

Since  $P$  is the concatenation of all paths  $P_e$ , with  $e$  an edge of  $P'$ , we have

$$\begin{aligned} |P| &= \sum_{e=\{a,b\} \text{ on } P'} |P_e| \\ &= \sum_{e=\{a,b\} \text{ on } P'} \delta_{G \setminus F}(a, b) \\ &\leq \sum_{e=\{a,b\} \text{ on } P'} (|P'_{av_e}| + |P'_{v_e b}|) \\ &= \sum_{e=\{a,b\} \text{ on } P'} |P'_{av_e}| + \sum_{e=\{a,b\} \text{ on } P'} |P'_{v_e b}|. \end{aligned} \quad (7)$$

Consider the first summation in (7). For each edge  $\{x, y\}$  on the path  $P'$ , let  $N_{xy}$  be the number of edges  $e = \{a, b\}$  on  $P'$  such that  $\{x, y\}$  is an edge on the subpath  $P'_{av_e}$ . Then

$$\sum_{e=\{a,b\} \text{ on } P'} |P'_{av_e}| = \sum_{\{x,y\} \text{ on } P'} N_{xy} \cdot |xy|.$$

To obtain an upper bound on  $N_{xy}$ , we assume, without loss of generality, that  $x$  is on the subpath of  $P'$  between  $p$  and  $y$ . Define the following subpath  $Q_{xy}$  of  $P'$ :

- $\{x, y\}$  is an edge of  $Q_{xy}$ .
- Starting at  $x$ , traverse  $P'$  towards  $p$  and stop as soon as  $2f$  edges have been traversed or the point  $p$  has been reached. All edges traversed are edges of  $Q_{xy}$ .
- Starting at  $y$ , traverse  $P'$  towards  $q$  and stop as soon as  $2f$  edges have been traversed or the point  $q$  has been reached. All edges traversed are edges of  $Q_{xy}$ .

Recall that each subpath  $P'_{av_e}$  has at most  $2f + 1$  edges. It follows that every edge  $e = \{a, b\}$  that is counted in  $N_{xy}$  is an edge on  $Q_{xy}$ . Since  $Q_{xy}$  has at most  $4f + 1$  edges, it follows that  $N_{xy} \leq 4f + 1$ . Thus,

$$\sum_{e=\{a,b\} \text{ on } P'} |P'_{av_e}| \leq (4f + 1) \sum_{\{x,y\} \text{ on } P'} |xy| = (4f + 1) \cdot |P'|.$$

By a symmetric argument, the second summation in (7) is at most  $(4f + 1) \cdot |P'|$ . We conclude that  $|P| \leq (8f + 2)|P'|$ . ■

The next lemma will complete the proof of Theorem 2.

**Lemma 6** *Let  $p$  and  $q$  be two distinct points in  $S$ . Then*

$$\delta_{G \setminus F}(p, q) \leq (8f + 2)t \cdot \delta_{K_S \setminus F}(p, q).$$

**Proof.** Let  $Q$  be a shortest path between  $p$  and  $q$  in  $K_S \setminus F$ . By Lemma 2,  $Q$  exists. For each edge  $e = \{a, b\}$  on  $Q$ , let  $P'_e$  be a shortest path between  $a$  and  $b$  in  $G'$ . Since  $G'$  is a  $t$ -spanner for  $S$ , we have  $|P'_e| \leq t|ab|$ . We will show that

$$\delta_{G \setminus F}(a, b) \leq (8f + 2) \cdot |P'_e|. \tag{8}$$

This will imply that

$$\begin{aligned} \delta_{G \setminus F}(p, q) &\leq \sum_{e=\{a,b\} \text{ on } Q} \delta_{G \setminus F}(a, b) \\ &\leq \sum_{e=\{a,b\} \text{ on } Q} (8f + 2) \cdot |P'_e| \\ &\leq \sum_{e=\{a,b\} \text{ on } Q} (8f + 2)t \cdot |ab| \\ &= (8f + 2)t \cdot |Q| \\ &= (8f + 2)t \cdot \delta_{K_S \setminus F}(p, q). \end{aligned}$$

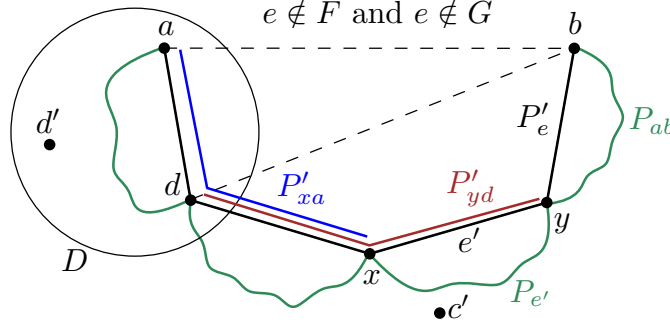


Figure 6:  $D = C_{ad} \cup \{a, d\}$ ,  $\{x, y\}$  is an edge on  $P'_e$ ,  $\{x, y\} \neq \{a, d\}$ .

If  $P'_e$  has at least  $2f + 2$  vertices, then (8) follows from Lemma 5. From now on, we assume that  $P'_e$  has at most  $2f + 1$  vertices and, thus, at most  $2f$  edges.

Since  $Q$  is a path in  $K_S \setminus F$  and  $e = \{a, b\}$  is an edge on  $Q$ , this edge is not in  $F$ . If  $e$  is an edge in  $G \setminus F$ , then

$$\delta_{G \setminus F}(a, b) = |ab| \leq |P'_e|$$

and, thus (8) holds.

It remains to consider the case when  $e = \{a, b\}$  is not an edge in  $G \setminus F$ . Consider the edge  $\{a, d\}$  on  $P'_e$  that is incident on  $a$ . Observe that  $d \neq b$ , because  $\{a, b\}$  is not an edge in  $G'$ .

We first show that for every point  $z$  in  $C_{ad}$ ,

$$|az| + |zd| \leq |ab| + |bd|. \quad (9)$$

The proof is by contradiction: If  $|ab| + |bd| < |az| + |zd|$ , then  $b$  is an element of  $C_{ad}$  and, therefore, by the definition of the graph  $G$ ,  $\{a, b\}$  is an edge in  $G$ , which is a contradiction.

Next, we show that

$$\delta_{G \setminus F}(a, d) \leq 2 \cdot |P'_e|. \quad (10)$$

If  $\{a, d\}$  is not in  $F$ , then  $\delta_{G \setminus F}(a, d) = |ad| \leq |P'_e|$  and, thus, (10) holds. Assume that  $\{a, d\}$  is an edge in  $F$ . By Lemma 3, there exists a point  $c$  in  $C_{ad}$ , such that both  $\{a, c\}$  and  $\{c, d\}$  are edges in  $G \setminus F$ . Then,  $\delta_{G \setminus F}(a, d) \leq |ac| + |cd|$ , which, by (9), is at most  $|ab| + |bd|$ , which is at most  $2 \cdot |P'_e|$ , i.e., (10) holds.

Let  $D = C_{ad} \cup \{a, d\}$ . Observe that  $D$  has size  $2f + 1$ . Let  $\{x, y\}$  be an arbitrary edge on  $P'_e$  with  $\{x, y\} \neq \{a, d\}$ . Let  $D' = D \setminus \{x, y\}$ . Then the size of  $D'$  is at least  $2f - 1$ . Let  $d'$  be a point in  $D'$  for which  $|xd'| + |d'y|$  is maximum. Refer to Figure 6.

First, we assume that  $\{x, y\}$  is an edge in  $F$ . By Lemma 3, there is a point  $c'$  in  $C_{xy}$  such that both  $\{x, c'\}$  and  $\{c', y\}$  are edges in  $G \setminus F$ . It is clear that

$$\delta_{G \setminus F}(x, y) \leq |xc'| + |c'y|.$$

We next argue that

$$|xc'| + |c'y| \leq |xd'| + |d'y|.$$

Assume, by contradiction, that  $|xd'| + |d'y| < |xc'| + |c'y|$ . Then for all  $z$  in  $D' = D \setminus \{x, y\}$ ,  $|xz| + |zy| < |xc'| + |c'y|$ . There are at least  $2f - 1$  such points  $z$ , and each of them is in  $S \setminus \{x, y\}$ . Thus,  $c' \notin C_{xy}$ , which is a contradiction.

The previous two inequalities, together with the triangle inequality, imply that

$$\begin{aligned} \delta_{G \setminus F}(x, y) \leq |xd'| + |d'y| &\leq (|P'_{xa}| + |ad'|) + (|d'd| + |P'_{dy}|) \\ &\leq |ad'| + |d'd| + 2 \cdot |P'_e|. \end{aligned}$$

We claim that

$$|ad'| + |d'd| \leq |ab| + |bd|. \quad (11)$$

If  $d' \in \{a, d\}$ , then (11) follows from the triangle inequality. If  $d' \notin \{a, d\}$ , then  $d' \in C_{ad}$  and (11) follows from (9).

Since  $|ab| + |bd| \leq 2 \cdot |P'_e|$ , we conclude that

$$\delta_{G \setminus F}(x, y) \leq 4 \cdot |P'_e|. \quad (12)$$

In the derivation of (12), we assumed that  $\{x, y\}$  is an edge in  $F$ . If  $\{x, y\}$  is not an edge in  $F$ , then (12) also holds, because, in that case,  $\delta_{G \setminus F}(x, y) = |xy| \leq |P'_e|$ .

For each edge  $e' = \{x, y\}$  on  $P'_e$ , let  $P_{e'}$  be a shortest path between  $x$  and  $y$  in  $G \setminus F$ . Let  $P_{ab}$  be the concatenation of all paths  $P_{e'}$ , where  $e'$  ranges over all edges of  $P'_e$ . Observe that  $P_{ab}$  is a walk between  $a$  and  $b$  in  $G \setminus F$ . We have

$$\begin{aligned} \delta_{G \setminus F}(a, b) &\leq |P_{ab}| \\ &= \sum_{e'=\{x,y\} \text{ on } P'_e} |P_{e'}| \\ &= \sum_{e'=\{x,y\} \text{ on } P'_e} \delta_{G \setminus F}(x, y) \\ &\leq \sum_{e'=\{x,y\} \text{ on } P'_e} 4 \cdot |P'_e|. \end{aligned}$$

Since  $P'_e$  has at most  $2f$  edges, the latter summation has at most  $2f$  terms. We conclude that

$$\delta_{G \setminus F}(a, b) \leq 8f \cdot |P'_e|$$

and, thus, (8) holds. ■

### 2.2.1 A Lower Bound for our Construction

We have shown that any  $t$ -spanner  $G'$  can be transformed to an  $f$ -faulty-degree  $t'$ -spanner with  $t' = O(ft)$ . Below, we will give an example for which  $t' = \Omega(ft)$ .

Let  $f \geq 3$  be an integer and let  $\varepsilon$  be a real number with  $0 < \varepsilon \ll 1/(f - 2)$ . Let  $B_0, B_1, \dots, B_f$  be pairwise disjoint sets, where  $B_0 = \{b_0, b_1, \dots, b_f\}$ , and each  $B_i$ , for  $1 \leq i \leq f$ , consists of  $2f$  points. Let  $S$  be the union of  $B_0, B_1, \dots, B_f$ .

We define the following graph  $H$  with vertex set  $S$ ; refer to Figure 7:

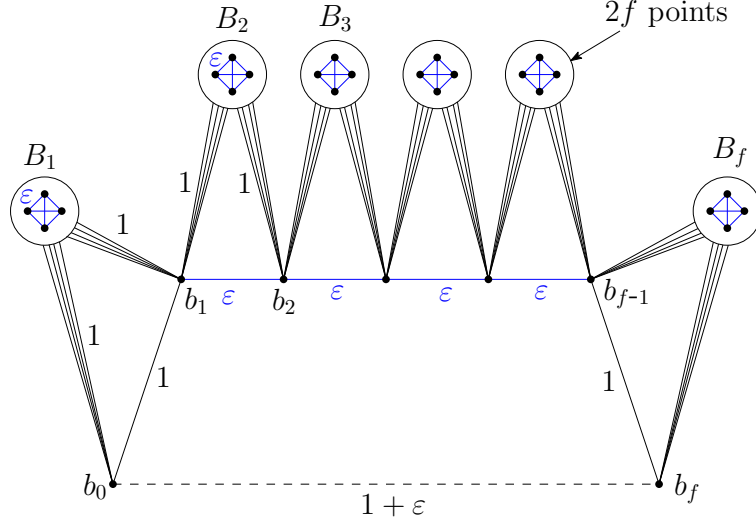


Figure 7: Illustrating the graph  $H$ . All black edges have weight 1, all blue edges have weight  $\varepsilon$ , and the dotted edge  $\{b_0, b_f\}$  has weight  $1 + \varepsilon$ . The set  $B_0$  is equal to  $\{b_0, b_1, \dots, b_f\}$ . The graph  $G'$  consists of all solid edges.

- $H$  contains the edge  $\{b_0, b_f\}$  having weight  $1 + \varepsilon$ .
- $H$  contains the edges  $\{b_0, b_1\}$  and  $\{b_{f-1}, b_f\}$ , each having weight 1.
- $H$  contains the edges  $\{b_j, b_{j+1}\}$ , for  $j = 1, 2, \dots, f - 2$ , each having weight  $\varepsilon$ .
- For each  $i$  with  $1 \leq i \leq f$ ,  $H$  contains the complete graph on  $B_i$ , with each edge having weight  $\varepsilon$ .
- For each  $i$  with  $1 \leq i \leq f$ ,  $H$  contains the complete bipartite graph on  $B_i \times \{b_{i-1}, b_i\}$ , with each edge having weight 1.

For any two points  $p$  and  $q$  of  $S$ , we define  $|pq|$  to be the shortest-path distance between  $p$  and  $q$  in the graph  $H$ . It is clear that  $(S, |\cdot|)$  is a metric space.

**Observation 1** For each edge  $\{p, q\}$  in  $H$ ,  $|pq|$  is the weight of this edge, i.e.,  $\{p, q\}$  is the shortest path between  $p$  and  $q$  in  $H$ .

**Proof.** The proof can be obtained by verifying that for each edge  $\{p, q\}$ , any path between  $p$  and  $q$  that has at least two edges has length more than the weight of  $\{p, q\}$ . ■

Let  $G'$  be the graph obtained from  $H$  by removing the edge  $\{b_0, b_f\}$ .

**Observation 2**  $G'$  is a 3-spanner for  $S$ .



**Proof.** If  $\{x, y\}$  is an edge of  $H$  and  $\{x, y\} \neq \{b_0, b_f\}$ , then, by Observation 1,  $\delta_{G'}(x, y) = |xy|$ . For the edge  $\{b_0, b_f\}$ , we have, using the fact that  $\varepsilon < 1/(f-2)$ ,

$$\delta_{G'}(b_0, b_f) = 1 + (f-2)\varepsilon + 1 \leq 3 \leq 3 \cdot |b_0 b_f|.$$

It follows that, for any two points  $p$  and  $q$  in  $S$ ,

$$\delta_{G'}(p, q) \leq 3 \cdot \delta_H(p, q) = 3 \cdot |pq|.$$

■

Having defined the 3-spanner  $G'$ , consider the graph  $G$  obtained from  $G'$  by applying the transformation given in the beginning of Section 2.2.

**Observation 3**  $\{b_0, b_f\}$  is not an edge in the graph  $G$ .

**Proof.** Let  $\{p, q\}$  be any edge in  $G'$ . Recall that  $G$  contains the complete graph with vertex set  $C_{pq} \cup \{p, q\}$ . The claim holds if we can show that at least one of  $b_0$  and  $b_f$  is not in  $C_{pq} \cup \{p, q\}$ .

Observe that  $|pb_0| + |b_0q| \geq 2 + \varepsilon$  or  $|pb_f| + |b_fq| \geq 2 + \varepsilon$ , while there are at least  $2f$  points  $x$  in  $S \setminus \{p, q\}$  such that  $|px| + |xq| \leq 2$ . This implies that at least one of  $b_0$  and  $b_f$  is not in  $C_{pq} \cup \{p, q\}$ . ■

**Observation 4** For any  $i$  and  $j$  with  $1 \leq i < j \leq f$ , the graph  $G$  does not contain any edge between the sets  $B_i$  and  $B_j$ .

**Proof.** For any point  $a$  in  $B_i$  and any point  $b$  in  $B_j$ , we have  $|ab| \geq 2$ . For any edge  $\{p, q\}$  in  $G'$ , we have  $|pa| + |aq| \geq 2 + \varepsilon$  or  $|pb| + |bq| \geq 2 + \varepsilon$ , while there are at least  $2f$  points  $x$  in  $S \setminus \{p, q\}$  such that  $|px| + |xq| \leq 2$ . This implies that at least one of  $a$  and  $b$  is not in  $C_{pq} \cup \{p, q\}$ . ■

By Theorem 2, the graph  $G$  is an  $f$ -faulty-degree  $t'$ -spanner for  $S$ , where  $t' \leq 3(8f+2) = 24f+6$ . Below, we show that  $t' \geq f$ .

Let  $F$  be the set of all edges  $\{p, q\}$  of  $G$  for which both  $p$  and  $q$  are in  $B_0$ . Since  $B_0$  has size  $f+1$ , the maximum degree of the graph  $(S, F)$  is at most  $f$ .

By Observation 3,  $\{b_0, b_f\}$  is not an edge in  $G \setminus F$ . This, together with Observation 4, implies that the shortest path between  $b_0$  and  $b_f$  in  $G \setminus F$  consists of the following:

- For  $i = 0, 1, \dots, f-1$ , it takes the edge from  $b_i$  to an arbitrary point, say  $x_{i+1}$ , of  $B_{i+1}$ , and then the edge from  $x_{i+1}$  to  $b_{i+1}$ .

Thus,

$$\delta_{G \setminus F}(b_0, b_f) = 2f.$$

Since by Observation 3,  $\{b_0, b_f\}$  is not in  $F$ , we have

$$\delta_{K_S \setminus F}(b_0, b_f) = |b_0 b_f| = 1 + \varepsilon \leq 2.$$

It follows that

$$\frac{\delta_{G \setminus F}(b_0, b_f)}{\delta_{K_S \setminus F}(b_0, b_f)} \geq f.$$

### 3 Metric Spaces with a Small WSPD

The construction in the previous section is valid for any metric space that admits a  $t$ -spanner, for some value of  $t$ . However, the stretch factor of the  $f$ -faulty-degree spanner is  $\Theta(ft)$ . In this section, we will show that, if the metric space admits a well-separated pair decomposition, we can obtain a stretch factor of  $1 + \varepsilon$ , for any given  $\varepsilon > 0$ .

#### 3.1 Preliminaries

Let  $(S, |\cdot|)$  be a finite metric space. For any two non-empty subsets  $A$  and  $B$  of  $S$ , we define their distance  $|AB|$  as

$$|AB| = \min\{|pq| : p \in A, q \in B\}$$

and the diameter  $diam(A)$  of  $A$  as

$$diam(A) = \max\{|pq| : p \in A, q \in A\}.$$

For a real number  $c > 0$ , called the *separation ratio*, we say that  $A$  and  $B$  are *well-separated*, if

$$|AB| \geq c \cdot \max(diam(A), diam(B)).$$

**Lemma 7** *Let  $c > 0$  be a real number, let  $A$  and  $B$  be two non-empty subsets of  $S$  that are well-separated with respect to  $c$ , let  $p$  and  $p'$  be any two points in  $A$ , and let  $q$  and  $q'$  be any two points in  $B$ . Then*

1.  $|pp'| \leq (1/c)|pq|$ ,
2.  $|qq'| \leq (1/c)|pq|$ , and
3.  $|p'q'| \leq (1 + 2/c)|pq|$ .

**Proof.** The first claim follows from the following chain of inequalities:

$$\begin{aligned} |pp'| &\leq diam(A) \\ &\leq \max(diam(A), diam(B)) \\ &\leq (1/c)|AB| \\ &\leq (1/c)|pq|. \end{aligned}$$

The proof of the second claim is symmetric. For the proof of the third claim, we combine the first two claims and use the triangle inequality:

$$\begin{aligned} |p'q'| &\leq |p'p| + |pq| + |qq'| \\ &\leq (1/c)|pq| + |pq| + (1/c)|pq| \\ &= (1 + 2/c)|pq|. \end{aligned}$$

■

**Definition 2 (Callahan and Kosaraju [4])** Let  $(S, |\cdot|)$  be a finite metric space and let  $c > 0$  be a real number. A well-separated pair decomposition (WSPD) for  $S$  is a sequence

$$\{A_1, B_1\}, \{A_2, B_2\}, \dots, \{A_m, B_m\}$$

of pairs of non-empty subsets of  $S$ , for some integer  $m$ , such that

1. for each  $i$  with  $1 \leq i \leq m$ ,  $A_i$  and  $B_i$  are well-separated, and
2. for any two distinct points  $p$  and  $q$  of  $S$ , there is exactly one index  $i$  such that

- (a)  $p \in A_i$  and  $q \in B_i$ , or
- (b)  $p \in B_i$  and  $q \in A_i$ .

The integer  $m$  is called the size of the well-separated pair decomposition.

### 3.2 The Faulty-Degree Spanner

Let  $(S, |\cdot|)$  be a finite metric space, let  $f \geq 1$  be an integer, and let  $\varepsilon > 0$  be a real number. Assume that

$$\{A_1, B_1\}, \{A_2, B_2\}, \dots, \{A_m, B_m\}$$

is a well-separated pair decomposition for  $S$  with separation ratio

$$c = 2 + 4/\varepsilon.$$

We define a graph  $G = (S, E)$  whose edge set  $E$  is obtained as follows: For each  $i$  with  $1 \leq i \leq m$ , define the following two subsets  $A'_i$  and  $B'_i$  of  $A_i$  and  $B_i$ , respectively:

- If  $A_i$  has size at most  $2f + 1$ , then  $A'_i = A_i$ .
- If  $A_i$  has size at least  $2f + 2$ , then  $A'_i$  is an arbitrary subset of size  $2f + 1$  of  $A_i$ .
- If  $B_i$  has size at most  $2f + 1$ , then  $B'_i = B_i$ .
- If  $B_i$  has size at least  $2f + 2$ , then  $B'_i$  is an arbitrary subset of size  $2f + 1$  of  $B_i$ .

The edge set  $E$  contains the edges of the complete bipartite graph with vertex sets  $A'_i$  and  $B'_i$ .

It is clear that the total number of edges in  $E$  is at most  $(2f + 1)^2 m$ . In the following subsection, we will prove that  $G$  is an  $f$ -faulty-degree  $(1 + \varepsilon)$ -spanner for  $S$ .

### 3.3 Analysis

Let  $F$  be an arbitrary subset of the edge set of  $G$  such that the maximum degree of the graph  $(S, F)$  is at most  $f$ .

**Lemma 8** *For each edge  $\{p, q\}$  in  $K_S \setminus F$ , we have*

$$\delta_{G \setminus F}(p, q) \leq (1 + \varepsilon) \cdot |pq|.$$

**Proof.** Let  $i$  be the index in  $\{1, 2, \dots, m\}$  such that (a)  $p \in A_i$  and  $q \in B_i$  or (b)  $p \in B_i$  and  $q \in A_i$ . We may assume without loss of generality that (a) holds.

The proof is by induction on the rank of the distance  $|pq|$  in the set of all edge lengths in  $K_S \setminus F$ .

For the base case, assume that  $\{p, q\}$  is a shortest edge in  $K_S \setminus F$ . We first show that the size of the set  $A_i$  is at most  $2f$ . Assume that this set has at least  $2f + 1$  points. Then  $K_S$  contains at least  $2f \geq f + 1$  edges  $\{p, p'\}$  for which  $p' \in A_i$ . At least one of these edges is in the graph  $K_S \setminus F$ . Since by Lemma 7,  $|pp'| < |pq|$ , this is a contradiction. By a symmetric argument, we can show that the size of the set  $B_i$  is at most  $2f$ . It follows that  $p \in A_i = A'_i$  and  $q \in B_i = B'_i$ . Thus,  $\{p, q\}$  is an edge in  $G$ . Since  $\{p, q\} \notin F$ , it follows that

$$\delta_{G \setminus F}(p, q) = |pq| \leq (1 + \varepsilon) \cdot |pq|.$$

For the induction step, assume that  $\{p, q\}$  is not a shortest edge in  $K_S \setminus F$ . If  $\{p, q\}$  is in  $G$ , then it is in  $G \setminus F$  and the lemma holds. Assume from now on that  $\{p, q\}$  is not an edge in  $G$ . Then  $p \notin A'_i$  or  $q \notin B'_i$ . We distinguish three cases.

**Case 1:**  $p \notin A'_i$  and  $q \notin B'_i$ .

We observe that each of  $A_i$  and  $B_i$  has at least  $2f + 2$  points, and each of  $A'_i$  and  $B'_i$  has exactly  $2f + 1$  points.

Since  $K_S$  contains  $2f + 1 \geq f + 1$  edges  $\{p, p'\}$  for which  $p'$  is in  $A'_i$ , there is a point  $p'$  in  $A'_i$  such that  $\{p, p'\}$  is in  $K_S \setminus F$ . Since, by Lemma 7,  $|pp'| \leq (1/c)|pq| < |pq|$ , we have, by induction,

$$\delta_{G \setminus F}(p, p') \leq (1 + \varepsilon) \cdot |pp'|.$$

Note that, by the definition of  $G$ , for each point  $q'$  in  $B'_i$ , the edge  $\{p', q'\}$  is in  $G$ . Define

$$B''_i = \{q' \in B'_i : \{p', q'\} \text{ is an edge in } G \setminus F\}.$$

Since the size of  $B'_i$  is  $2f + 1$ , the size of  $B''_i$  is at least  $f + 1$ . Thus,  $K_S$  contains at least  $f + 1$  edges  $\{q, q'\}$  for which  $q'$  is in  $B''_i$ . It follows that there is a point  $q'$  in  $B''_i$  such that  $\{q, q'\}$  is in  $K_S \setminus F$ . Since, by Lemma 7,  $|qq'| \leq (1/c)|pq| < |pq|$ , we have, by induction,

$$\delta_{G \setminus F}(q, q') \leq (1 + \varepsilon) \cdot |qq'|.$$

Note that, since  $q'$  is in  $B''_i$ ,  $\{p', q'\}$  is an edge in  $G \setminus F$ . It follows that

$$\begin{aligned} \delta_{G \setminus F}(p, q) &\leq \delta_{G \setminus F}(p, p') + |p'q'| + \delta_{G \setminus F}(q', q) \\ &\leq (1 + \varepsilon) \cdot |pp'| + |p'q'| + (1 + \varepsilon) \cdot |q'q|. \end{aligned}$$

Using Lemma 7, we conclude that

$$\begin{aligned}\delta_{G \setminus F}(p, q) &\leq (1 + \varepsilon) \cdot (1/c)|pq| + (1 + 2/c)|pq| + (1 + \varepsilon) \cdot (1/c)|pq| \\ &= (1 + (4 + 2\varepsilon)/c)|pq| \\ &= (1 + \varepsilon)|pq|,\end{aligned}$$

where the last equality follows from our choice for  $c$ .

**Case 2:**  $p \in A'_i$  and  $q \notin B'_i$ .

In this case,  $B_i$  has at least  $2f + 2$  points and  $B'_i$  has exactly  $2f + 1$  points. By the definition of  $G$ , for each point  $q'$  in  $B'_i$ , the edge  $\{p, q'\}$  is in  $G$ . Define

$$B''_i = \{q' \in B'_i : \{p, q'\} \text{ is an edge in } G \setminus F\}.$$

Note that the size of  $B''_i$  is at least  $f + 1$ . Thus,  $K_S$  contains at least  $f + 1$  edges  $\{q, q'\}$  for which  $q'$  is in  $B''_i$ . It follows that there is a point  $q'$  in  $B''_i$  such that  $\{q, q'\}$  is in  $K_S \setminus F$ . By Lemma 7,  $|qq'| < |pq|$ , implying that

$$\delta_{G \setminus F}(q', q) \leq (1 + \varepsilon) \cdot |q'q|.$$

Since  $q'$  is in  $B''_i$ ,  $\{p, q'\}$  is an edge in  $G \setminus F$ . It follows that

$$\delta_{G \setminus F}(p, q) \leq |pq'| + \delta_{G \setminus F}(q', q) \leq |pq'| + (1 + \varepsilon) \cdot |q'q|.$$

As in Case 1, it follows that

$$\delta_{G \setminus F}(p, q) \leq (1 + \varepsilon) \cdot |pq|.$$

**Case 3:**  $p \notin A'_i$  and  $q \in B'_i$ .

This case is symmetric to Case 2. ■

We summarize the result of this section in the following theorem:

**Theorem 3** *Let  $(S, |\cdot|)$  be a finite metric space, let  $f \geq 1$  be an integer, and let  $\varepsilon > 0$  be a real number. Assume there exists a well-separated pair decomposition for  $S$  with separation ratio  $c = 2 + 4/\varepsilon$ . Let  $m$  be the size of this decomposition. Then the graph  $G = (S, E)$  defined at the beginning of Section 3.2 is an  $f$ -faulty-degree  $(1 + \varepsilon)$ -spanner for  $S$  that has at most  $(2f + 1)^2 m$  edges.*

**Proof.** Let  $F$  be an arbitrary subset of the edge set of  $G$  such that the maximum degree of the graph  $(S, F)$  is at most  $f$ . Let  $p$  and  $q$  be two distinct points in  $S$ . To prove that

$$\delta_{G \setminus F}(p, q) \leq (1 + \varepsilon) \cdot \delta_{K_S \setminus F}(p, q),$$

we consider a shortest path in  $K_S \setminus F$  and apply Lemma 8 to each edge on this path. ■

To give two examples, Callahan and Kosaraju [4] have shown that for any set  $S$  of  $n$  points in  $\mathbb{R}^d$ , where the dimension  $d$  is a constant and  $|\cdot|$  is the Euclidean distance function,

there is a WSPD for  $S$  of size  $m = O(n)$ . Har-Peled and Mendel [10] have shown that for every metric space of bounded doubling dimension, there is a WSPD for  $S$  of size  $m = O(n)$ . Theorem 3 implies that in both of these examples, we can construct an  $f$ -faulty-degree  $(1 + \varepsilon)$ -spanner with  $O(f^2n)$  edges. In the next section, we will improve the number of edges to  $O(fn)$  for the Euclidean case.

## 4 Euclidean Metric Spaces of Constant Dimension

In this section, we consider the metric space  $(S, |\cdot|)$ , where  $S$  is a set of  $n$  points in  $\mathbb{R}^d$ , for some constant  $d$ , and  $|\cdot|$  is the Euclidean distance function.

We will define two graphs with vertex set  $S$  that are variants of the Yao-graph (see [9, 19]) and the  $\Theta$ -graph (see [7, 12]) and that depend on the maximum degree bound  $f$  of any set  $F$  of faulty edges. As we will see, for any real constant  $\varepsilon > 0$ , each of these graphs is an  $f$ -faulty-degree  $(1 + \varepsilon)$ -spanner with  $O(fn)$  edges, where  $n$  is the size of  $S$ .

### 4.1 Cones

Let  $\theta$  be a real number with  $0 < \theta < \pi/4$  and let  $\mathcal{C}$  be a collection of cones that cover  $\mathbb{R}^d$ , such that for each cone  $C$  in  $\mathcal{C}$ , the apex of  $C$  is at the origin 0 and the angular diameter of  $C$  is at most  $\theta$ , i.e.,

$$\max \{ \angle(0x, 0y) : x, y \in C \setminus \{0\} \} \leq \theta.$$

Lukovszki [16] has shown how to obtain such a collection  $\mathcal{C}$  consisting of  $O(1/\theta^{d-1})$  cones; see also [17, Chapter 5].

### 4.2 Yao- and Theta-Graphs

Let  $S$  be a set of  $n$  points in  $\mathbb{R}^d$  and let  $f \geq 0$  be an integer. Let  $\theta$  be a real constant with  $0 < \theta < \pi/4$ , and let  $\mathcal{C}$  be a collection of cones as in Section 4.1.

For any cone  $C$  in  $\mathcal{C}$ , we fix an arbitrary ray  $\ell_C$  that emanates from the origin and is completely contained in  $C$ . For any point  $p$  in  $S$  and any cone  $C$  in  $\mathcal{C}$ , let  $C + p$  denote the cone with apex  $p$  obtained by translating  $C$ , i.e.,  $C + p = \{x + p : x \in C\}$ . Similarly, we denote by  $\ell_C + p$  the ray emanating from  $p$  that is parallel to  $\ell_C$ . We denote by  $S_{p,C}$  the set of all points in  $S \setminus \{p\}$  that are in the cone  $C + p$ , i.e.,  $S_{p,C} = (C + p) \cap (S \setminus \{p\})$ .

We are now ready to define the variants of the Yao- and  $\Theta$ -graphs; refer to Figure 8.

1. The graph  $\text{Yao}(\theta, 2f + 1)$  has vertex set  $S$ . For each point  $p$  in  $S$  and for each cone  $C$  in  $\mathcal{C}$ , we add an edge between  $p$  and each of the  $\min(2f + 1, |S_{p,C}|)$  points in  $S_{p,C}$  that are closest (with respect to the Euclidean distance) to  $p$ .
2. The graph  $\Theta(\theta, 2f + 1)$  also has vertex set  $S$ . For each point  $p$  in  $S$  and for each cone  $C$  in  $\mathcal{C}$ , consider again the set  $S_{p,C}$ . We add an edge between  $p$  and each of the  $\min(2f + 1, |S_{p,C}|)$  points in  $S_{p,C}$ , whose orthogonal projections onto the ray  $\ell_C + p$  are closest (with respect to the Euclidean distance) to  $p$ .

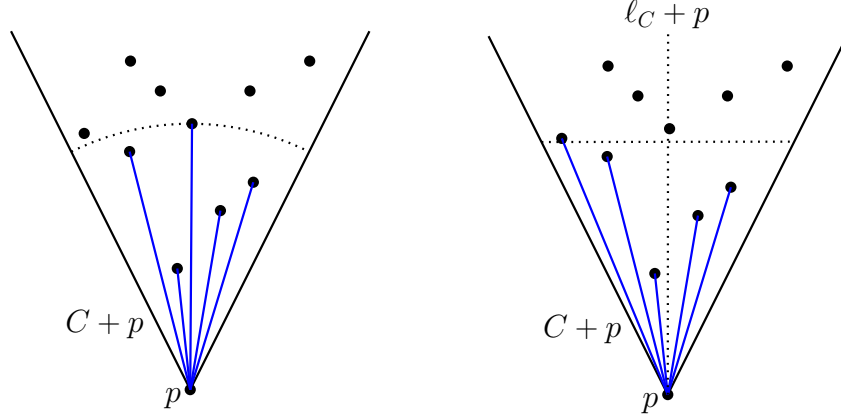


Figure 8: The left figure illustrates  $\text{Yao}(\theta, 2f + 1)$ , where  $f = 2$ . The graph has  $2f + 1 = 5$  (blue) edges in the cone  $C + p$  that are incident on the point  $p$ ; the endpoints of these edges are the five points in this cone that are closest to  $p$ . The right figure illustrates  $\Theta(\theta, 2f + 1)$ , where  $f = 2$  and  $\ell_C + p$  is the bisector of the cone  $C + p$ . The graph has  $2f + 1 = 5$  (blue) edges in the cone  $C + p$  that are incident on the point  $p$ ; the endpoints of these edges are the five points whose orthogonal projections onto the ray  $\ell_C + p$  are closest to  $p$ .

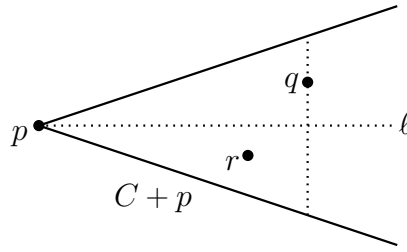


Figure 9: Illustrating the first case in Lemma 9.

It is clear that the number of edges in each of these graphs is at most  $|C| \cdot (2f + 1)n = O(fn)$ .

### 4.3 Analysis

In this subsection, we will prove that each of the graphs  $\text{Yao}(\theta, 2f + 1)$  and  $\Theta(\theta, 2f + 1)$  is an  $f$ -faulty-degree  $t$ -spanner for  $S$ , where  $t$  only depends on the angle  $\theta$ .

We remark that Lukovszki [15] used  $\Theta(\theta, f + 1)$  for the case when at most  $f$  edges can be removed. Our proof is similar.

Our proof will use the following geometric result, which is illustrated in Figure 9.

**Lemma 9** *Let  $p$  and  $q$  be two distinct points in  $S$ , and let  $C$  be a cone in  $\mathcal{C}$  such that  $q \in C + p$ .*

1. *Let  $\ell$  be an arbitrary ray that emanates from  $p$  and is completely contained in  $C + p$ . Let  $r$  be a point in  $S_{p,C}$  such that the orthogonal projection of  $r$  onto  $\ell$  is at least as*

close to  $p$  as the orthogonal projection of  $q$  onto  $\ell$ . Then,

$$|rq| \leq |pq| - (\cos \theta - \sin \theta)|pr|.$$

2. Let  $r$  be a point in  $S_{p,C}$  such that  $|pr| \leq |pq|$ . Then,

$$|rq| \leq |pq| - (\cos \theta - \sin \theta)|pr|.$$

**Proof.** The proof of the first claim can be found in [17, Lemma 4.1.4]. The second claim follows from the first claim, by taking for  $\ell$  the ray that emanates from  $p$  and goes through  $q$ . ■

In the rest of this subsection, we will prove that each of the graphs  $\text{Yao}(\theta, 2f + 1)$  and  $\Theta(\theta, 2f + 1)$  is an  $f$ -faulty-degree  $t$ -spanner for  $S$ , where  $t = 1/(\cos \theta - \sin \theta)$ . For both graphs, the proof will be by induction. For  $\text{Yao}(\theta, 2f + 1)$ , the second claim in Lemma 9 is used, whereas for  $\Theta(\theta, 2f + 1)$ , the first claim is used. Since both proofs are almost identical, we only give the proof for  $\Theta(\theta, 2f + 1)$ .

For simplicity, we denote the graph  $\Theta(\theta, 2f + 1)$  by  $\Theta$ . Let  $F$  be an arbitrary subset of the edge set of  $\Theta$  and assume that the maximum degree of the graph  $(S, F)$  is at most  $f$ .

**Lemma 10** *Let  $\{p, q\}$  be an edge in  $K_S \setminus F$  that is not in  $\Theta$ . Then, there is a point  $r$  in  $S_{p,C}$  such that*

- $r \neq q$ ,
- the orthogonal projection of  $r$  onto the ray  $\ell_C + p$  is at least as close to  $p$  as the orthogonal projection of  $q$  onto  $\ell_C + p$ ,
- $\{p, r\}$  is an edge in  $\Theta \setminus F$ , and
- $\{r, q\}$  is an edge in  $K_S \setminus F$ .

**Proof.** Since  $\{p, q\}$  is not an edge in  $\Theta$ , this graph contains  $2f + 1$  edges  $\{p, r\}$ , where  $r$  is in  $S_{p,C}$  and  $r \neq q$ . For each such edge  $\{p, r\}$ , the orthogonal projection of  $r$  onto the ray  $\ell_C + p$  is at least as close to  $p$  as the orthogonal projection of  $q$  onto  $\ell_C + p$ . Since the degree of  $p$  in  $F$  is at most  $f$ , at least  $f + 1$  of these edges  $\{p, r\}$  are in  $\Theta \setminus F$ . Observe that for each such edge  $\{p, r\}$ , the edge  $\{r, q\}$  is in  $K_S$ . Since the degree of  $q$  in  $F$  is at most  $f$ , for at least one of these  $f + 1$  edges  $\{p, r\}$  that are in  $\Theta \setminus F$ , the edge  $\{r, q\}$  is in  $K_S \setminus F$ . ■

**Lemma 11** *For every edge  $\{p, q\}$  in  $K_S \setminus F$ ,  $\delta_{\Theta \setminus F}(p, q) \leq t \cdot |pq|$ , where  $t = 1/(\cos \theta - \sin \theta)$ .*

**Proof.** Let  $C$  be a cone in  $\mathcal{C}$  such that  $q \in C + p$ . We will prove the lemma by induction on the rank of the Euclidean distance  $|pq|$  in the set of all edge lengths in  $K_S \setminus F$ .

For the base case, assume that  $\{p, q\}$  is a shortest edge in  $K_S \setminus F$ . We claim that this edge is in  $\Theta$ . If this is true, then it is in  $\Theta \setminus F$  as well and  $\delta_{\Theta \setminus F}(p, q) = |pq| \leq t \cdot |pq|$ . Assume



that  $\{p, q\}$  is not in  $\Theta$ . Let  $r$  be a point in  $S_{p,C}$  as in Lemma 10. It follows from the first claim in Lemma 9, with  $\ell = \ell_C + p$ , that  $|rq| < |pq|$ , which contradicts the assumption that  $\{p, q\}$  is a shortest edge in  $K_s \setminus F$ .

From now on, assume that  $\{p, q\}$  is not a shortest edge in  $K_s \setminus F$ . If this edge is in  $\Theta$ , then it is in  $\Theta \setminus F$  and the lemma holds. Otherwise, let  $r$  be a point in  $S_{p,C}$  as in Lemma 10. As above, by Lemma 9, we have  $|rq| < |pq|$ . Thus, by induction,

$$\delta_{\Theta \setminus F}(r, q) \leq t \cdot |rq|.$$

It follows that

$$\delta_{\Theta \setminus F}(p, q) \leq |pr| + \delta_{\Theta \setminus F}(r, q) \leq |pr| + t \cdot |rq|.$$

Using the first claim in Lemma 9, with  $\ell = \ell_C + p$ , a straightforward calculation shows that

$$\delta_{\Theta \setminus F}(p, q) \leq t \cdot |pq|.$$

■

**Theorem 4** *Let  $S$  be a set of  $n$  points in  $\mathbb{R}^d$ , where  $d$  is a constant, let  $\varepsilon > 0$  be a real constant, let  $\theta$  be a constant with  $0 < \theta < \pi/4$ , such that  $1/(\cos \theta - \sin \theta) \leq 1 + \varepsilon$ , and let  $f \geq 0$  be an integer. Each of the graphs  $Yao(\theta, 2f + 1)$  and  $\Theta(\theta, 2f + 1)$  is an  $f$ -faulty-degree  $(1 + \varepsilon)$ -spanner for  $S$ , having  $O(fn)$  edges.*

**Proof.** We only give the proof for  $\Theta = \Theta(\theta, 2f + 1)$ . Set  $t = 1/(\cos \theta - \sin \theta)$ . Let  $F$  be an arbitrary subset of the edge set of  $\Theta$ , such that the maximum degree of the graph  $(S, F)$  is at most  $f$ . Let  $p$  and  $q$  be two distinct points in  $S$ . If  $\{p, q\}$  is an edge in  $K_S \setminus F$ , then, by Lemma 11,

$$\delta_{\Theta \setminus F}(p, q) \leq t \cdot |pq| = t \cdot \delta_{K_S \setminus F}(p, q) \leq (1 + \varepsilon) \cdot \delta_{K_S \setminus F}(p, q).$$

If  $\{p, q\}$  is not an edge in  $K_S \setminus F$ , then we consider a shortest path between  $p$  and  $q$  in  $K_S \setminus F$ , and apply Lemma 11 to each edge on this path. ■

## References

- [1] R. Ahmed, G. Bodwin, F. D. Sahneh, K. Hamm, M. J. Latifi Jebelli, S. Kobourov, and R. Spence. Graph spanners: a tutorial review. *Computer Science Review*, 37:100253, 2020.
- [2] G. Bodwin, M. Dinitz, and C. Robelle. Partially optimal edge fault-tolerant spanners. In *Proceedings of the 33rd ACM-SIAM Symposium on Discrete Algorithms*, pages 3272–3286, 2022.
- [3] G. Bodwin, B. Haeupler, and M. Parter. Fault-tolerant spanners against bounded-degree edge failures: Linearly more faults, almost for free. In *Proceedings of the 35th ACM-SIAM Symposium on Discrete Algorithms*, pages 2609–2642, 2024.

- [4] P. B. Callahan and S. R. Kosaraju. A decomposition of multidimensional point sets with applications to  $k$ -nearest-neighbors and  $n$ -body potential fields. *Journal of the ACM*, 42:67–90, 1995.
- [5] T.-H. Chan, M. Li, L. Ning, and S. Solomon. New doubling spanners: Better and simpler. *SIAM Journal on Computing*, 44:37–53, 2015.
- [6] S. Chechik, M. Langberg, D. Peleg, and L. Roditty. Fault tolerant spanners for general graphs. *SIAM Journal on Computing*, 39:3403–3423, 2010.
- [7] K. L. Clarkson. Approximation algorithms for shortest path motion planning. In *Proceedings of the 19th ACM Symposium on the Theory of Computing*, pages 56–65, 1987.
- [8] A. Filtser and S. Solomon. The greedy spanner is existentially optimal. *SIAM Journal on Computing*, 49:429–447, 2020.
- [9] B. E. Flinchbaugh and L. K. Jones. Strong connectivity in directional nearest-neighbor graphs. *SIAM Journal on Algebraic Discrete Methods*, 2:461–463, 1981.
- [10] S. Har-Peled and M. Mendel. Fast construction of nets in low-dimensional metrics and their applications. *SIAM Journal on Computing*, 35:1148–1184, 2006.
- [11] S. Har-Peled, M. Mendel, and D. Oláh. Reliable spanners for metric spaces. *ACM Transactions on Algorithms*, 19:7:1–7:27, 2023.
- [12] J. M. Keil. Approximating the complete Euclidean graph. In *Proceedings of the 1st Scandinavian Workshop on Algorithm Theory*, volume 318 of *Lecture Notes in Computer Science*, pages 208–213, Berlin, 1988. Springer-Verlag.
- [13] C. Levcopoulos, G. Narasimhan, and M. Smid. Efficient algorithms for constructing fault-tolerant geometric spanners. In *Proceedings of the 30th ACM Symposium on the Theory of Computing*, pages 186–195, 1998.
- [14] C. Levcopoulos, G. Narasimhan, and M. Smid. Improved algorithms for constructing fault-tolerant spanners. *Algorithmica*, 32:144–156, 2002.
- [15] T. Lukovszki. New results on fault tolerant geometric spanners. In *Proceedings of the 6th Workshop on Algorithms and Data Structures*, volume 1663 of *Lecture Notes in Computer Science*, pages 193–204, Berlin, 1999. Springer-Verlag.
- [16] T. Lukovszki. *New Results on Geometric Spanners and Their Applications*. Ph.D. thesis, Department of Computer Science, University of Paderborn, Paderborn, Germany, 1999.
- [17] G. Narasimhan and M. Smid. *Geometric Spanner Networks*. Cambridge University Press, Cambridge, UK, 2007.
- [18] S. Solomon. Optimal fault-tolerant spanners for doubling metrics. In *Proceedings of the 46th ACM Symposium on the Theory of Computing*, pages 363–372, 2014.

- [19] A. C. Yao. On constructing minimum spanning trees in  $k$ -dimensional spaces and related problems. *SIAM Journal on Computing*, 11:721–736, 1982.