

# Ultraclean carbon nanotube-based Josephson junctions

S. Annabi<sup>1</sup>, E. Arrighi<sup>1</sup>, A. Peugeot<sup>1</sup>, H. Riechert<sup>1</sup>, J. Griesmar<sup>1</sup>,  
K. Watanabe<sup>2</sup>, T. Taniguchi<sup>2</sup>, L. Bretheau<sup>1\*</sup>, and J.-D. Pillet<sup>1\*</sup>

<sup>1</sup>*Laboratoire de Physique de la Matière condensée, CNRS, École polytechnique,  
Institut Polytechnique de Paris, 91120 Palaiseau, France and*

<sup>2</sup>*National Institute for Materials Science, Namiki 1-1, Ibaraki 305-0044, Japan.*

We present a technique for integrating ultraclean carbon nanotubes into superconducting circuits, aiming to realize Josephson junctions based on one-dimensional elementary quantum conductors. This technique primarily involves depositing the nanotube in the final step, thus preserving it from the inherent contaminations of nanofabrication and maintaining contact solely with superconducting electrodes and a crystalline hBN substrate. Through transport measurements performed in both the normal and superconducting states, we demonstrate that our method yields high-quality junctions with Josephson energies suitable for quantum device applications, such as carbon nanotube-based superconducting qubits.

## I. INTRODUCTION

Carbon nanotubes (CNT) exhibit electronic behaviors akin to ideal one-dimensional nanowires, positioning them as promising materials for quantum conductors in modern electronic applications [1, 2]. Specifically, they can be utilized to confine a single electron, exploiting its charge, spin, or valley degrees of freedom for quantum information storage [3–6]. When interfaced with superconducting electrodes, CNT serve as weak links, enabling the engineering of Josephson junctions with a minimal number of conducting channels [7–10]. Such hybrid junctions offer a versatile platform for the realization of gate-tunable superconducting qubits, including gatemons and Andreev qubits, which have successfully been realized in atomic contact, semiconducting nanowires and two-dimensional electron gas [11–18]. The intrinsic simplicity and limited internal degrees of freedom of CNT render them attractive candidates for mitigating decoherence mechanisms stemming from intrinsic relaxation or dephasing processes. Despite their potential, the coherent control of CNT-based circuits remains a challenging goal [19]. Pioneering efforts in this field have achieved only limited success, with fidelity and coherence times falling short of expectations. These limitations are predominantly attributed to disorder and noise in the systems.

In recent years, new techniques for nanoassembly of CNT have emerged [20–30] aiming to produce less disordered devices, particularly well-suited for qubit implementation. These techniques are mostly based on suspending the CNT. The resulting devices, referred to as ultraclean, preserve the CNT from substrate imperfections and residues left by previous nanofabrication steps. However, these new nanoassembly techniques are not easily compatible with the constraints imposed by modern

architectures of quantum devices. One of the key challenges is to identify an approach suitable for the realization of superconducting qubits, which requires making junctions with sufficiently transparent contacts to obtain Josephson energies of the order of several GHz.

In this work, we present a novel approach for fabricating pristine Josephson junctions based on individual CNT. Akin to the revolutionary techniques recently developed for graphene and its derivatives [31, 32], we use crystalline hexagonal boron nitride (hBN) as a defect-free substrate. Our method involves the pickup of a suspended CNT using hBN and its deposition at the last step onto superconducting electrodes. The CNT is thus in contact with the hBN layer on one side and the superconducting electrodes on the other, while remaining at a distance from the amorphous silicon oxide substrate (Fig. 1a-c). A key strength of our approach is the quality of the electrical contacts, which is a crucial element for achieving critical currents compatible with the realization of superconducting qubits. We characterize our devices by performing transport measurements above and below the critical temperature of the superconducting electrodes. The low disorder level in our CNT-based circuits manifests in the regularity of the patterns observed in conductance and critical current as we sweep the gate voltage controlling the CNT's chemical potential. The remarkable quality of our devices demonstrate that our nanoassembly technique places CNT as promising quantum conductors that can serve as weak links for superconducting quantum devices.

## II. CNT INTEGRATION IN SUPERCONDUCTING CIRCUITS

We synthesize our CNT through a standard chemical vapor deposition (CVD) process on a silicon substrate [33, 34]. The substrate features a central slit above which CNT are suspended following growth (Fig. 1a). This geometry, used in prior works [27], allows for optical detection and characterization of the nanotubes through

---

\* These authors supervised equally this work.  
landry.bretheau@polytechnique.edu  
jean-damien.pillet@polytechnique.edu

Rayleigh spectroscopy [35–37]. It is consequently possible to selectively identify individual, single-walled CNT of known chirality (see Appendix C). Such precise selection is crucial for electronic device design, as it allows to determine whether the CNT is metallic or semiconducting.

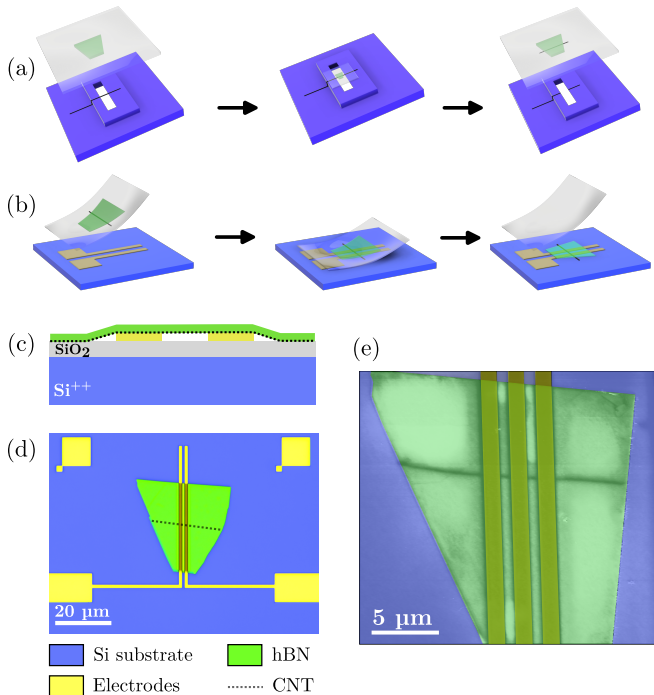


Figure 1. (a) Pick-up steps for assembling the hBN-CNT stack. The PDMS is depicted in transparent grey, the hBN in green, the growth chip in purple and the CNT as a thin black line. (b) Integration of the CNT into the superconducting circuit. The substrate is depicted in blue, and the electrodes are in yellow. (c) Profile schematic of an assembled device. (d) Optical image of a fully assembled device. The CNT is not visible with an optical microscope and is sketched here as a dashed black line for illustrative purposes. (e) False-colored atomic force microscope (AFM) image of device A. The color code remains consistent with before. The CNT can be observed below the hBN by applying a voltage to the conductive tip of the AFM, appearing as the thick black line across the electrodes.

Once identified, the CNT is carefully picked up using a thin flake of hBN, previously exfoliated onto a transparent and flexible polydimethylsiloxane (PDMS) substrate (Fig. 1a) [38]. Using a micromanipulator, the hBN is brought into contact with the suspended part of the nanotube, where it adheres through Van der Waals interactions. These interactions are sufficiently strong that upon removal of the hBN sheet, the CNT breaks at its ends detaching from the silicon substrate. This results in an hBN-CNT stack, which is subsequently transferred onto a set of electrodes (Fig. 1b), nanofabricated on a 300 nm layer of SiO<sub>2</sub> covering a doped silicon substrate used as a back gate (see Appendix A for nanofabrication details).

After the transfer, the CNT comes into direct contact with the electrodes (Fig. 1c, d and e). In most of our samples, these electrodes consist of a bilayer Nb(35nm)-Au(7nm), making them superconducting at low temperatures while avoiding oxidation when exposed to air. This is crucial for maintaining a good electrical connection with the nanotube. Importantly, the nanotube is not exposed to solvents or resin throughout the transfer process, avoiding the deposition of residues on or around its surface. Another significant advantage of this transfer technique is the suspension of the hBN-CNT stack between the electrodes, provided they are sufficiently close. This prevents the nanotube from directly contacting the amorphous silicon oxide of the substrate (see AFM profile in Fig. 6e), resulting in an ultraclean CNT-based Josephson junction. Notably, the integration process is carried out in ambient air making this technique easily accessible and highly practical for widespread implementation.

The quality of our devices was assessed by transport measurements, initially at room temperature to evaluate the transparency of the contacts between the CNT and the electrodes, followed by measurements at low temperatures in a dilution cryostat. These were performed both above and below the critical temperature of the superconducting electrodes, allowing them to be in either their normal or superconducting states, respectively. In the rest of this manuscript, we focus on measurements performed on two of our best devices, exhibiting resistances of the order of a few tens of kΩ at room temperature. One device features a CNT identified as semiconducting (device A), while the other is based on a pre-identified metallic CNT (device B). These devices were initially designed to function respectively as a SQUID and an Andreev molecule [39–45] for experiments beyond the scope of this manuscript, but for the purposes of the work presented here they were measured under conditions in which they behave as simple Josephson junctions (see Appendix D).

### III. TRANSPORT MEASUREMENTS IN THE NORMAL STATE ( $T > T_c$ )

As a first step, the CNT junctions are characterized with the electrodes turned in their normal state by measuring at a temperature  $T$  above their critical temperature  $T_c \approx 3$  K. Electronic transport measurements performed on the semiconducting and metallic devices, A and B respectively, are presented in Fig. 2 and Fig. 3. These initial measurements offer a clear and direct assessment of the low disorder level in our devices.

At room temperature ( $T \gg T_c$ ), device A exhibits a conductance minimum around  $V_g = 0$  V (inset of Fig. 2a), corresponding to the Fermi energy lying in the middle of the semiconducting gap. Away from this operating point, the conductance increases with  $|V_g|$ , with an observed asymmetry between positive and negative voltages associated with hole doping by the gold-covered electrodes. At low temperature, while still above  $T_c$ , the device is

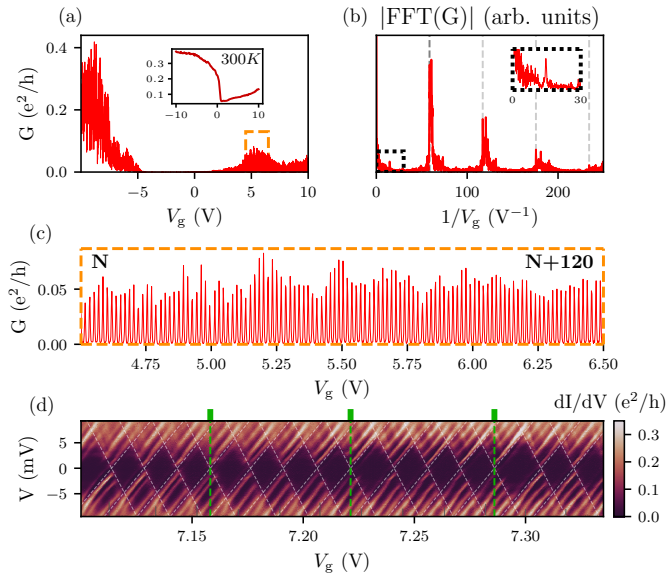


Figure 2. (a) Conductance of device A measured at 3.6 K plotted against gate voltage at zero bias. Inset: same measurement conducted at room temperature. (b) Fourier transform of the zero-bias conductance at positive gate voltage. The fundamental frequency is indicated by the first vertical dashed line, corresponding to a period of 17.1 mV; other dashed lines highlight higher harmonics. Inset: close-up of the left portion of the graph revealing a low-frequency component exactly four times slower than the main period. (c) Zoomed-in view of the orange-highlighted region in (a) displaying more than 120 regularly spaced peaks. (d) Differential conductance plotted as a function of gate voltage and bias voltage, exhibiting Coulomb diamonds with a fourfold degeneracy highlighted by the green dashed lines. The heights of these diamonds yield the charging energy  $E_c \approx 5$  meV and the confinement energy  $\Delta E \approx 1.5$  meV. Capacitance to the source, drain, and back gate,  $C_s \approx 13$  aF,  $C_d \approx 10$  aF, and  $C_g \approx 11$  aF, are extracted from the slopes of the white dashed lines defining the diamonds.

in the Coulomb blockade regime (Fig. 2a), a typical behavior of standard CNT junctions. This regime is evidenced by the emergence of hundreds of conductance peaks with regular spacing (Fig. 2c), indicative of high cleanliness [46], as confirmed by the Fourier transform of the signal (Fig. 2b). When applying an additional bias voltage across the junction, we observe a Coulomb diamond pattern (Fig. 2d) with a regularity that corroborates the pristine nature of the device.

A more detailed examination reveals a fourfold periodic pattern reminiscent of the spin and valley degeneracy [47], as revealed by the inset of Fig. 2b. Specifically, every fourth diamond appears slightly larger, with respective heights of 6.5 meV and 5 meV. While the smaller value is simply the charging energy  $E_c$  of the device, the additional 1.5 meV corresponds to the confinement energy  $h v_F / (2L)$ , where  $h$  is Planck's constant,  $v_F \sim 8.1 \times 10^5$  m s $^{-1}$  the Fermi velocity of the nanotube,

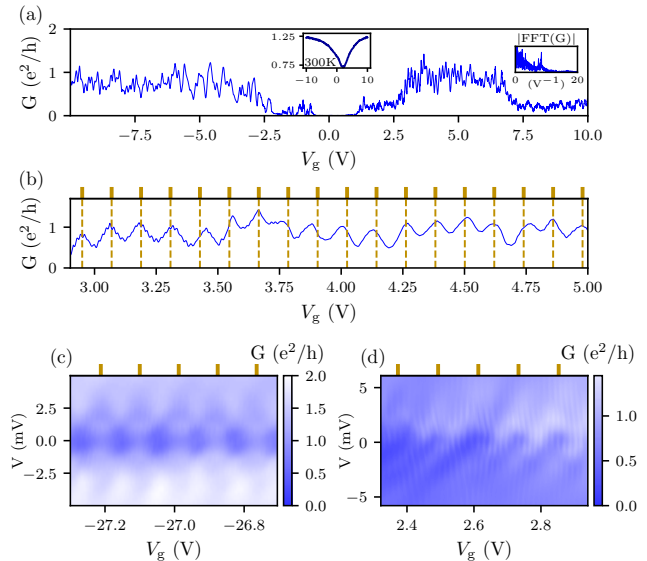


Figure 3. (a) Conductance of device B measured at 3.6 K plotted against gate voltage at zero bias. Middle inset: similar measurement conducted at room temperature. Top right inset: Fourier transform of the zero-bias conductance across the entire gate voltage range of (a). The dominant frequency component corresponds, this time, to a gate voltage period of 120 mV. (b) Zoomed-in view of (a) at positive gate voltages displaying regular oscillations at the period identified in the Fourier transform, highlighted by dashed brown lines. (c)-(d) Conductance plotted as a function of gate voltage and bias voltage, at large negative gate voltages and small positive gate voltages. On top of the slow oscillations, we observe fast oscillations with a 17 mV period.

and  $L$  the length of the CNT between the electrodes, *i.e.* 1  $\mu$ m in our design. The observation of the four-fold degeneracy provides a widely acknowledged benchmark of the exceptional cleanliness of the device [20, 30, 48–54].

Device B, fabricated with a metallic nanotube, also exhibits a minimum conductance near  $V_g = 0$  V at room temperature (inset of Fig. 3a). As the temperature decreases, this minimum evolves to nearly approaching zero in a certain gate voltage window. This phenomenon can be explained by the Dirac point or the opening of an energy gap, although the precise mechanism remains to be identified [22, 55, 56]. In line with expectations for a metallic CNT, the conductance of this device exceeds that of the previous one, reaching values close to the conductance quantum  $e^2/h$ . Upon sweeping the gate voltage, Coulomb blockade peaks are not observed but rather oscillations arising from electronic interferences (Fig. 3b). These oscillations turn into a checkerboard pattern (Fig. 3c and d), which is a generally acknowledged signature of an electronic Fabry-Pérot interferometer [29, 57–59]. This observation provides compelling evidence of a low level of disorder in our device.

#### IV. CRITICAL CURRENT OF CNT-BASED JOSEPHSON JUNCTIONS

As we lower the temperature of our devices well below  $T_c$ , the electrodes transition into their superconducting states, leading to the observation of various regimes in the device, such as the mere opening of a superconducting gap or the emergence of Andreev states [60–62] (see Appendix F). Here, our focus is solely on the gate voltage range where the Josephson effect is measurable. It manifests as a supercurrent branch in the current-voltage characteristic, as illustrated in Fig. 4a and b. The maximum of this supercurrent branch, known as the switching current  $I_{sw}$ , exhibits a strong dependence on the gate voltage and can reach a few nA. Owing to finite noise on the junction,  $I_{sw}$  is in practice lower than the intrinsic critical current  $I_c$  of the device [63–65], the latter determining the Josephson energy  $E_J = \varphi_0 I_c$ , with  $\varphi_0$  the reduced flux quantum. Consequently, the CNT-based Josephson junctions we fabricate have Josephson energies in the order of several GHz, and are suitable for the implementation of gatemon qubits.

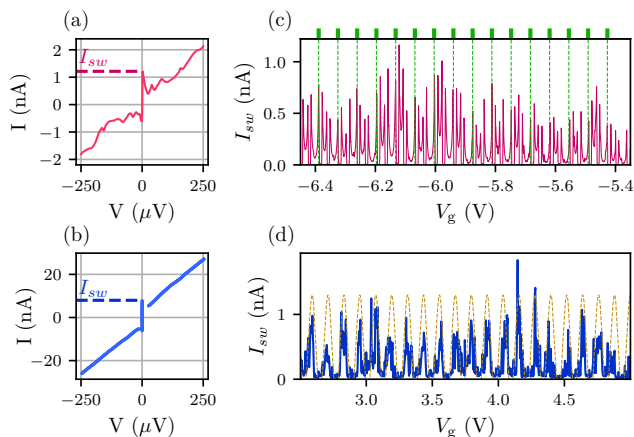


Figure 4. (a)-(b) Current-voltage characteristics of devices A (a) and B (b) measured at 10 mK, with respective gate voltages of  $-6.1212$  V and  $-12.794$  V. (c)-(d) Plot of  $I_{sw}$  as a function of gate voltage for devices A (c) and B (d). The green dashed lines in (c) indicate the periodic repetition of a four-peak pattern every 64 mV stemming from the fourfold degeneracy of the CNT. In (d), the brown dashed line represents a cosine function with a period of 120 mV, corresponding to the Fabry-Pérot periodicity extracted in the normal state.

Figures 4c and d show the evolution of  $I_{sw}$  with  $V_g$ . Device A exhibits a series of peaks reminiscent of the Coulomb oscillations discussed earlier, along with a recurring pattern corresponding to the fourfold degeneracy of the nanotube. While a detailed examination of this pattern and its underlying physical factors exceeds the scope of this manuscript and will be addressed in future work, it once again underscores the quality of our devices, this time through their superconducting properties. Device B exhibits higher switching currents consistent with

the metallic nature of the nanotube. It also presents a somewhat erratic evolution with gate voltage, the exact cause of which remains unclear. We hypothesize that the proximity of a second junction in our designs may perturb the behavior of the first one, potentially through the hybridization of the Andreev states [39, 40]. Alternatively, this behavior could stem from an enhanced sensitivity of the switching current to disorder, revealing nuances not readily apparent in measurements conducted in the normal state. Nonetheless, these irregular oscillations manifest in periodic clusters (highlighted by the dashed brown curve in Fig. 4d), which coincide with the period of Fabry-Pérot oscillations observed in the normal state. This alignment suggests that the supercurrent is conveyed by a ballistic conductor, thereby affirming the ultraclean nature of the nanotube.

#### V. CONCLUDING REMARKS

We have demonstrated that our approach of integrating CNT onto superconducting electrodes enables the fabrication of Josephson junctions based on unique ultraclean nanotubes. Our observations from transport measurements hold promise for future microwave architectures, such as superconducting qubits or quantum sensors [6, 8]. Utilizing Josephson junctions with minimal internal electronic degrees of freedom is expected to mitigate sources of decoherence. Furthermore, our devices comprising CNT shielded by a layer of hBN, exhibit notable durability and resilience against electrostatic discharges and high electrical currents. We have observed gradual improvements in contact quality over time, with contacts becoming increasingly transparent, possibly due to the gradual removal of microbubbles between the hBN layer and the electrodes.

More generally, this nanoassembly technique has a great potential in term of versatility. For instance, the nature of the electrodes onto which the nanotube is transferred could be substituted with other superconductors than niobium, or even extend to normal and ferromagnetic electrodes, facilitating the study of exotic hybrid systems [66–70]. Additionally, the potential substitution of hBN with other two-dimensional materials, particularly transition metal dichalcogenides (TMDs) with a similar lattice parameter as graphene, could lead to inducing strong spin-orbit interactions in the nanotube [71]. This could pave the way towards the realization of complex one-dimensional architectures such as Kitaev chains [72], Andreev polymers [39, 73] or 1D moiré systems [74]. Another exciting direction would be to harness nanotubes as charge sensors for exotic 2D quantum materials [27].

## ACKNOWLEDGMENTS

We acknowledge valuable discussions with S. Park and F. Cadiz on hBN exfoliation and transfer. Thanks to S. Delacroix, L. Virey, J. Sulpizio, M. Desjardins, C. Jadaud, and A. Cheng for their guidance on Rayleigh scattering and CVD growth of carbon nanotubes. We also thank P. Kim and L. Anderson for providing growth chips used for preliminary tests. Special thanks go to A. Vecchiola for his assistance with AFM imaging, as well as R. Mohammadi and D. Roux for their technical support. Gratitude is extended to R. Ribeiro-Palau, F. Parmentier, P.F. Orfila, S. Delprat, M.F. Goffman, D. Vion, and the SPEC of CEA-Saclay for their help on nanofabrication processes. We appreciate the insights of Ç. Girit, J.-L. Smirr, and L. Peyruchat on cryogenic and low-noise measurements. Additionally, we acknowledge the expertise shared by I. Aupiais, R. Grasset, and Y. Laplace on optical setups. Special thanks are given to M. Delbecq, T. Kontos, S. Guéron, R. Deblock, the EPS group, and the Quantronics group for engaging scientific discussions. JDP acknowledges support from the Agence Nationale de la Recherche (grant ANR-20-CE47-0003), and LB from the European Research Council (grant agreement No. 947707). Financial support from Ecole Polytechnique and the Region Ile-de-France within the framework of DIM SIRTEQ is also acknowledged by JDP and LB. This work has been supported by the French ANR-22-PETQ-0003 grant under the France 2030 plan.

### Appendix A: Nanofabrication of the superconducting electrodes

The electrodes onto which the carbon nanotubes are transferred are nanofabricated by e-beam deposition of metal through a resist mask. Typically, we evaporate 35 nm of niobium and 7 nm of gold. The mask is created by electron beam lithography on a bilayer of MAA-PMMA resist to increase the undercut and ensure that the deposited metal is not in direct contact with the resist. The resulting surface of the electrodes is cleaner and suitable for the transfer of CNT.

### Appendix B: Yield of CNT integration

We evaluate the performance of our nanoassembly technique by calculating the yield of the CNT integration step on metallic and superconducting electrodes. This step involves picking up the nanotube with the hBN flake and depositing the hBN-CNT stack onto the electrodes. Diagnosis is performed by measuring the minimum of the device resistance  $R_{CNT}$  as we sweep the gate voltage.

Out of the 15 assembled samples, 11 exhibit a  $R_{CNT}$  ranging between 20 k $\Omega$  and 500 k $\Omega$  at room temperature, indicating successful transfers. The remaining four samples encountered issues such as missing or breaking

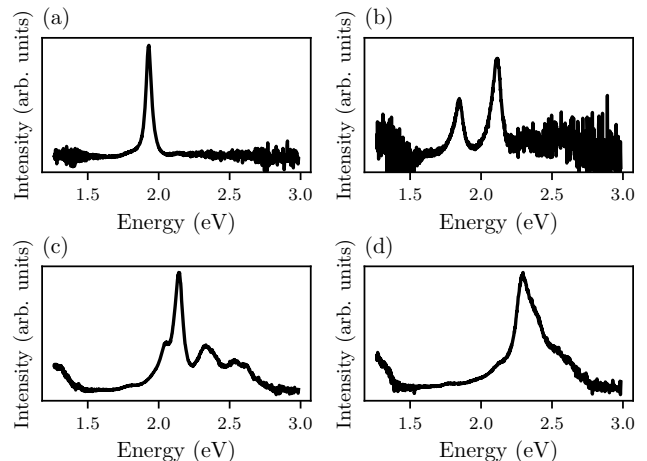


Figure 5. Rayleigh spectra of four different CNT. (a) Spectrum of a metallic armchair nanotube of chirality (10,10). (b) Spectrum of a semi-conducting nanotube of chirality (19,11). (c) Spectrum of the CNT used for device B, identified as a metallic nanotube of chirality (22,16). (d) Spectrum of the CNT used for device A, identified as a semi-conducting nanotube of chirality (13,9).

the CNT during pick-up, or the entrapment of air bubbles between the CNT and the electrode after the deposition step. Consequently, the success rate exceeds 70%. Six devices were measured at low temperature, most of them demonstrating similar regularity to the devices presented in this manuscript. Importantly, for devices made with superconducting electrodes, the switching current reaches values exceeding 300 pA in 75% of cases.

### Appendix C: Rayleigh spectroscopy

For CNT characterization, we perform Rayleigh spectroscopy. It is a photoluminescence technique that involves focusing a broadband laser on the CNT and collecting the re-emitted light. The signal is mostly composed of elastically scattered light, which is then analyzed using a spectrometer. The resulting spectrum displays peaks, which energies correspond to transitions between van Hove singularities in the density of states of the CNT [35], providing a fingerprint for identifying the chirality [75, 76].

Fig. 5 shows 4 examples of typical spectra obtained by Rayleigh spectroscopy. When only a few peaks are present in our observation window, between 1.25 and 3 eV, it is possible to perform chirality identification with good reliability. In some cases, an additional background is observed, as in c and d, likely due to spurious scattered light, either from impurities on the nanotube, the silicon substrate, or another nearby nanotube.

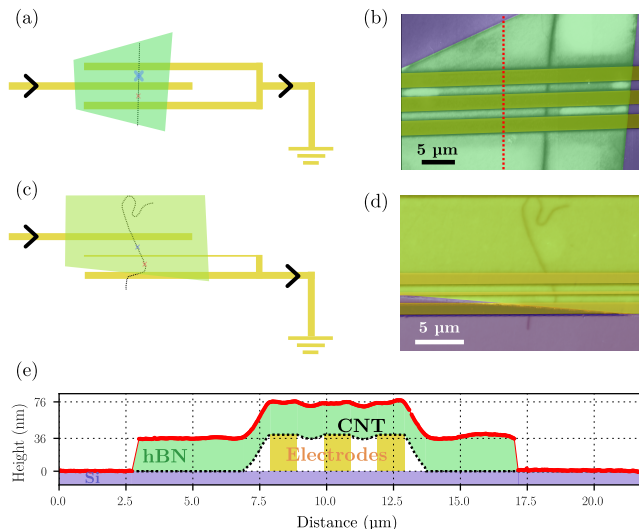


Figure 6. (a) Sketch of device A layout in a SQUID configuration. The electrodes are represented in yellow, the hBN in green and the CNT in dashed black line forming two junctions in parallel indicated by the blue and red crosses. Current flows as indicated by the black arrows. (b) Corresponding false-coloured AFM image; the silicon substrate is shown in purple. (c) Sketch of device B layout in an Andreev molecule configuration (same color code). (d) Corresponding false-coloured AFM image. (e) Topographic profile of device A along a cut indicated by the red line in (b). The profile (in red) remains flat between two electrodes, suggesting that the hBN-CNT stack is suspended between the electrodes.

#### Appendix D: Architectures of device A and B

Device A consists of 2 junctions in parallel (Fig. 6a and b) forming a SQUID. However, we observed that one of the two junctions was significantly less coupled to the electrodes (marked with a red cross on the schematic) and therefore did not contribute to the supercurrent. In this regime, the device behaves like a single Josephson junction (marked with a blue cross on the schematic), without the periodic flux dependence of the critical current that should be observed in a SQUID. The data presented in this manuscript were obtained under these conditions. Only for large values of gate voltage does the second Josephson junction carry a significant portion of the supercurrent. This regime is not covered in this manuscript.

Device B, shown in Fig. 6c and d, was initially designed to conduct an experiment on Andreev molecules [39]. It consists of a single Josephson junction (blue cross on the schematic) placed nearby a second one (red cross on the schematic) that is short-circuited by a loop in order to control the superconducting phase difference across it. The main objective of this device is to demonstrate non-local Josephson effect, a physical phenomenon that we do not address in this manuscript. Nonetheless, this architecture allows for the measurement of the current-voltage

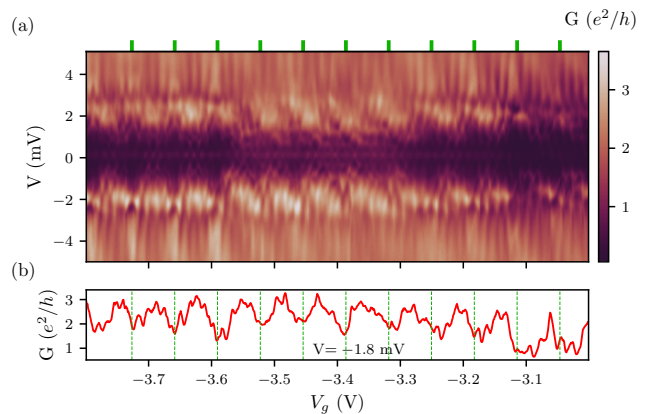


Figure 7. Differential conductance of device A measured at 3.6 K as a function of gate voltage and bias voltage at negative gate voltages.

characteristic of only one of the two junctions. While the behavior of this junction might subtly be influenced by the presence of the second one, it primarily behaves as a single Josephson junction.

#### Appendix E: Additional transport measurements in the normal state ( $T > T_c$ )

Fig. 7 shows conductance measurements of Device A conducted in the normal state ( $T = 3.6$  K), with the nanotube doped with holes, in contrast to Fig. 2c and d in the main text where the nanotube was doped with electrons. On the hole side, the conductance is significantly higher and Coulomb blockade is barely visible. Nevertheless, the fourfold periodicity, that we use as a benchmark for cleanliness, remains discernible even for negative gate voltages.

#### Appendix F: Additional transport measurements in the superconducting state ( $T < T_c$ )

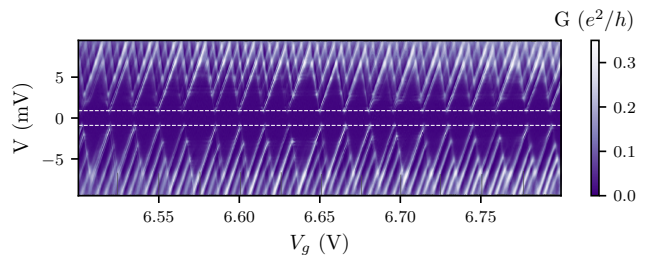


Figure 8. Differential conductance of device A measured at 10 mK as a function of gate voltage and bias voltage. The electrodes' superconducting gap is highlighted by the horizontal white dashed lines.

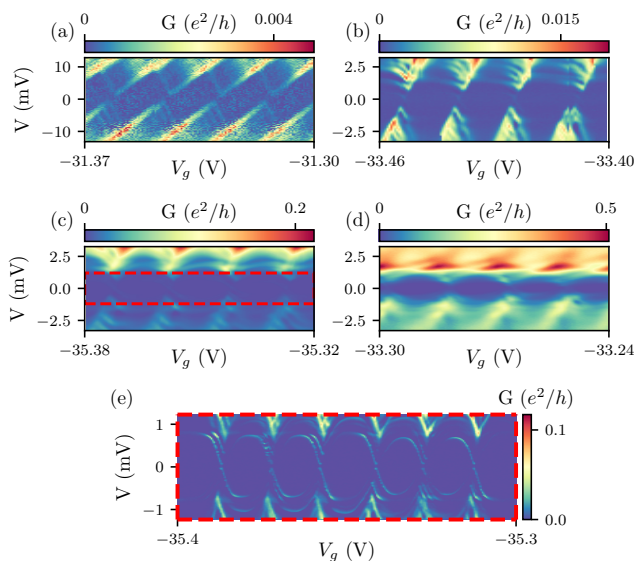


Figure 9. Numerical differential conductance of device C measured at 10 mK as a function of gate voltage and bias voltage, in different gate voltage regions. (e) Close-up of (c) inside the superconducting gap.

Device A exhibits Coulomb blockade at positive gate voltages when the electrodes are in their metallic state (Fig. 2). Fig. 8 shows similar measurements but performed at the base temperature of the cryostat, such that the electrodes are in their superconducting state. In this regime, the device does not carry any sizeable supercurrent and the sole effect of superconductivity is simply to

split the Coulomb diamonds around zero bias voltage and open a superconducting gap  $\Delta$ . We can then estimate the latter  $\Delta \approx 450 \mu\text{eV}$ , which is consistent with the critical temperature of  $T_c \approx 3 \text{ K}$  of our Nb-Au bilayer [77].

Fig. 9 presents additional transport measurements performed at low temperature on another device, labelled C. This device is composed of a semiconducting nanotube connected to two superconducting electrodes with a similar structure to devices A and B, forming a single Josephson junction. Around  $V_g \sim -31.3 \text{ V}$ , we observe Coulomb diamonds split by a superconducting gap similarly to device A. By sweeping the gate voltage to lower values, we drive device C in regimes of larger conductance. The sharply defined Coulomb diamonds tend to be smoothed out and we observe additional subgap features, highlighted in Fig. 9e and resembling Andreev bound states [60]. This behavior was also observed in device B for small gate voltages (Fig. 10).

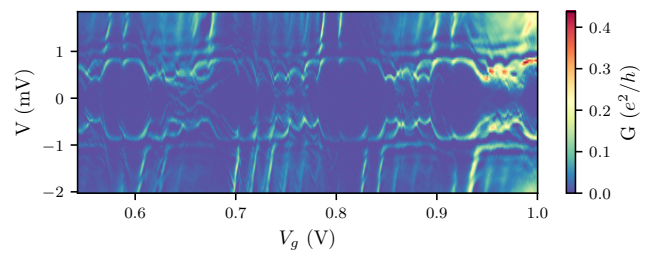


Figure 10. Conductance measurements performed in device B at  $T \sim 10 \text{ mK}$ . Subgap resonances suggest the presence of Andreev Bound States.

- 
- [1] E. A. Laird, F. Kuemmeth, G. A. Steele, K. Grove-Rasmussen, J. Nygård, K. Flensberg, and L. P. Kouwenhoven, “Quantum transport in carbon nanotubes,” *Reviews of Modern Physics*, vol. 87, pp. 703–764, July 2015. Publisher: American Physical Society.
- [2] A. Baydin, F. Tay, J. Fan, M. Manjappa, W. Gao, and J. Kono, “Carbon Nanotube Devices for Quantum Technology,” *Materials*, vol. 15, p. 1535, Feb. 2022.
- [3] E. A. Laird, F. Pei, and L. P. Kouwenhoven, “A valley–spin qubit in a carbon nanotube,” *Nature Nanotechnology*, vol. 8, pp. 565–568, Aug. 2013. Publisher: Nature Publishing Group.
- [4] T. Pei, A. Pályi, M. Mergenthaler, N. Ares, A. Mavalankar, J. H. Warner, G. A. D. Briggs, and E. A. Laird, “Hyperfine and Spin-Orbit Coupling Effects on Decay of Spin-Valley States in a Carbon Nanotube,” *Physical Review Letters*, vol. 118, p. 177701, Apr. 2017. Publisher: American Physical Society.
- [5] Z. V. Penfold-Fitch, F. Sfigakis, and M. R. Buitelaar, “Microwave Spectroscopy of a Carbon Nanotube Charge Qubit,” *Physical Review Applied*, vol. 7, p. 054017, May 2017. Publisher: American Physical Society.
- [6] I. Khivrich and S. Ilani, “Atomic-like charge qubit in a carbon nanotube enabling electric and magnetic field nano-sensing,” *Nature Communications*, vol. 11, p. 2299, May 2020. Publisher: Nature Publishing Group.
- [7] A. Y. Kasumov, R. Deblock, M. Kociak, B. Reulet, H. Bouchiat, I. I. Khodos, Y. B. Gorbatov, V. T. Volkov, C. Journet, and M. Burghard, “Supercurrents Through Single-Walled Carbon Nanotubes,” *Science*, vol. 284, pp. 1508–1511, May 1999. Publisher: American Association for the Advancement of Science.
- [8] J.-P. Cleuziou, W. Wernsdorfer, V. Bouchiat, T. Ondarçuhu, and M. Monthieux, “Carbon nanotube superconducting quantum interference device,” *Nature Nanotechnology*, vol. 1, pp. 53–59, Oct. 2006. Publisher: Nature Publishing Group.
- [9] P. Jarillo-Herrero, J. A. van Dam, and L. P. Kouwenhoven, “Quantum supercurrent transistors in carbon nanotubes,” *Nature*, vol. 439, pp. 953–956, Feb. 2006. Publisher: Nature Publishing Group.
- [10] E. Pallecchi, M. Gaaß, D. A. Ryndyk, and C. Strunk, “Carbon nanotube Josephson junctions with Nb contacts,” *Applied Physics Letters*, vol. 93, p. 072501, Aug. 2008.
- [11] G. de Lange, B. van Heck, A. Bruno, D. J. van

- Woerkom, A. Geresdi, S. R. Plissard, E. P. A. M. Bakkers, A. R. Akhmerov, and L. DiCarlo, "Realization of Microwave Quantum Circuits Using Hybrid Superconducting-Semiconducting Nanowire Josephson Elements," *Physical Review Letters*, vol. 115, p. 127002, Sept. 2015. Publisher: American Physical Society.
- [12] T. W. Larsen, K. D. Petersson, F. Kuemmeth, T. S. Jespersen, P. Krogstrup, J. Nygård, and C. M. Marcus, "Semiconductor-Nanowire-Based Superconducting Qubit," *Physical Review Letters*, vol. 115, p. 127001, Sept. 2015. Publisher: American Physical Society.
- [13] L. Casparis, M. R. Connolly, M. Kjaergaard, N. J. Pearson, A. Kringhøj, T. W. Larsen, F. Kuemmeth, T. Wang, C. Thomas, S. Gronin, G. C. Gardner, M. J. Manfra, C. M. Marcus, and K. D. Petersson, "Superconducting gatemon qubit based on a proximitized two-dimensional electron gas," *Nature Nanotechnology*, vol. 13, pp. 915–919, Oct. 2018. Number: 10 Publisher: Nature Publishing Group.
- [14] A. Kringhøj, T. W. Larsen, O. Erlandsson, W. Uilhoorn, J. Kroll, M. Hesselberg, R. McNeil, P. Krogstrup, L. Casparis, C. Marcus, and K. Petersson, "Magnetic-Field-Compatible Superconducting Transmon Qubit," *Physical Review Applied*, vol. 15, p. 054001, May 2021. Publisher: American Physical Society.
- [15] J. I.-J. Wang, D. Rodan-Legrain, L. Bretheau, D. L. Campbell, B. Kannan, D. Kim, M. Kjaergaard, P. Krantz, G. O. Samach, F. Yan, J. L. Yoder, K. Watanabe, T. Taniguchi, T. P. Orlando, S. Gustavsson, P. Jarillo-Herrero, and W. D. Oliver, "Coherent control of a hybrid superconducting circuit made with graphene-based van der Waals heterostructures," *Nature Nanotechnology*, vol. 14, pp. 120–125, Feb. 2019. Number: 2 Publisher: Nature Publishing Group.
- [16] C. Janvier, L. Tosi, L. Bretheau, Ç. Ö. Girit, M. Stern, P. Bertet, P. Joyez, D. Vion, D. Esteve, M. F. Goffman, H. Pothier, and C. Urbina, "Coherent manipulation of Andreev states in superconducting atomic contacts," *Science*, vol. 349, pp. 1199–1202, Sept. 2015. Publisher: American Association for the Advancement of Science.
- [17] M. Hays, V. Fatemi, D. Bouman, J. Cerrillo, S. Diamond, K. Serniak, T. Connolly, P. Krogstrup, J. Nygård, A. Levy Yeyati, A. Geresdi, and M. H. Devoret, "Coherent manipulation of an Andreev spin qubit," *Science*, vol. 373, pp. 430–433, July 2021. Publisher: American Association for the Advancement of Science.
- [18] M. Pita-Vidal, A. Bargerbos, R. Žitko, L. J. Splitthoff, L. Grünhaupt, J. J. Wesdorp, Y. Liu, L. P. Kouwenhoven, R. Aguado, B. van Heck, A. Kou, and C. K. Andersen, "Direct manipulation of a superconducting spin qubit strongly coupled to a transmon qubit," *Nature Physics*, vol. 19, pp. 1110–1115, Aug. 2023. Publisher: Nature Publishing Group.
- [19] M. Mergenthaler, A. Nersisyan, A. Patterson, M. Esposito, A. Baumgartner, C. Schönenberger, G. A. D. Briggs, E. A. Laird, and P. J. Leek, "Circuit Quantum Electrodynamics with Carbon-Nanotube-Based Superconducting Quantum Circuits," *Physical Review Applied*, vol. 15, p. 064050, June 2021. Publisher: American Physical Society.
- [20] J. Cao, Q. Wang, and H. Dai, "Electron transport in very clean, as-grown suspended carbon nanotubes," *Nature Materials*, vol. 4, pp. 745–749, Oct. 2005. Number: 10 Publisher: Nature Publishing Group.
- [21] V. V. Deshpande and M. Bockrath, "The one-dimensional Wigner crystal in carbon nanotubes," *Nature Physics*, vol. 4, pp. 314–318, Apr. 2008. Publisher: Nature Publishing Group.
- [22] V. V. Deshpande, B. Chandra, R. Caldwell, D. S. Novikov, J. Hone, and M. Bockrath, "Mott Insulating State in Ultraclean Carbon Nanotubes," *Science*, vol. 323, pp. 106–110, Jan. 2009. Publisher: American Association for the Advancement of Science.
- [23] C. C. Wu, C. H. Liu, and Z. Zhong, "One-Step Direct Transfer of Pristine Single-Walled Carbon Nanotubes for Functional Nanoelectronics," *Nano Letters*, vol. 10, pp. 1032–1036, Mar. 2010. Publisher: American Chemical Society.
- [24] J. Waissman, M. Honig, S. Pecker, A. Benyamini, A. Hamo, and S. Ilani, "Realization of pristine and locally tunable one-dimensional electron systems in carbon nanotubes," *Nature Nanotechnology*, vol. 8, pp. 569–574, Aug. 2013. Number: 8 Publisher: Nature Publishing Group.
- [25] M. Jung, J. Schindele, S. Nau, M. Weiss, A. Baumgartner, and C. Schönenberger, "Ultraclean Single, Double, and Triple Carbon Nanotube Quantum Dots with Recessed Re Bottom Gates," *Nano Letters*, vol. 13, pp. 4522–4526, Sept. 2013. Publisher: American Chemical Society.
- [26] J.-W. Huang, C. Pan, S. Tran, B. Cheng, K. Watanabe, T. Taniguchi, C. N. Lau, and M. Bockrath, "Superior Current Carrying Capacity of Boron Nitride Encapsulated Carbon Nanotubes with Zero-Dimensional Contacts," *Nano Letters*, vol. 15, pp. 6836–6840, Oct. 2015. Publisher: American Chemical Society.
- [27] A. Cheng, T. Taniguchi, K. Watanabe, P. Kim, and J.-D. Pillet, "Guiding Dirac Fermions in Graphene with a Carbon Nanotube," *Physical Review Letters*, vol. 123, p. 216804, Nov. 2019. Publisher: American Physical Society.
- [28] T. Cubaynes, L. C. Contamin, M. C. Dartiailh, M. M. Desjardins, A. Cottet, M. R. Delbecq, and T. Kontos, "Nanoassembly technique of carbon nanotubes for hybrid circuit-QED," *Applied Physics Letters*, vol. 117, p. 114001, Sept. 2020.
- [29] N. Lotfizadeh, M. J. Senger, D. R. McCulley, E. D. Minot, and V. V. Deshpande, "Quantum Interferences in Ultraclean Carbon Nanotubes," *Physical Review Letters*, vol. 126, p. 216802, May 2021. Publisher: American Physical Society.
- [30] T. Althun, T. Cubaynes, A. Auer, C. Sürgers, and W. Wernsdorfer, "Nano-assembled open quantum dot nanotube devices," *Communications Materials*, vol. 5, pp. 1–7, Jan. 2024. Publisher: Nature Publishing Group.
- [31] C. R. Dean, A. F. Young, I. Meric, C. Lee, L. Wang, S. Sorgenfrei, K. Watanabe, T. Taniguchi, P. Kim, K. L. Shepard, and J. Hone, "Boron nitride substrates for high-quality graphene electronics," *Nature Nanotechnology*, vol. 5, pp. 722–726, Oct. 2010. Publisher: Nature Publishing Group.
- [32] L. Wang, I. Meric, P. Y. Huang, Q. Gao, Y. Gao, H. Tran, T. Taniguchi, K. Watanabe, L. M. Campos, D. A. Muller, J. Guo, P. Kim, J. Hone, K. L. Shepard, and C. R. Dean, "One-Dimensional Electrical Contact to a Two-Dimensional Material," *Science*, vol. 342, pp. 614–617, Nov. 2013. Publisher: American Association for the Advancement of Science.



- [33] J. Kong, A. M. Cassell, and H. Dai, "Chemical vapor deposition of methane for single-walled carbon nanotubes," *Chemical Physics Letters*, vol. 292, pp. 567–574, Aug. 1998.
- [34] S. Huang, X. Cai, and J. Liu, "Growth of Millimeter-Long and Horizontally Aligned Single-Walled Carbon Nanotubes on Flat Substrates," *Journal of the American Chemical Society*, vol. 125, pp. 5636–5637, May 2003. Publisher: American Chemical Society.
- [35] M. Y. Sfeir, F. Wang, L. Huang, C.-C. Chuang, J. Hone, S. P. O'Brien, T. F. Heinz, and L. E. Brus, "Probing Electronic Transitions in Individual Carbon Nanotubes by Rayleigh Scattering," *Science*, vol. 306, pp. 1540–1543, Nov. 2004.
- [36] X. M. H. Huang, R. Caldwell, L. Huang, S. C. Jun, M. Huang, M. Y. Sfeir, S. P. O'Brien, and J. Hone, "Controlled Placement of Individual Carbon Nanotubes," *Nano Letters*, vol. 5, pp. 1515–1518, July 2005.
- [37] M. Y. Sfeir, T. Beetz, F. Wang, L. Huang, X. M. H. Huang, M. Huang, J. Hone, S. O'Brien, J. A. Misewich, T. F. Heinz, L. Wu, Y. Zhu, and L. E. Brus, "Optical Spectroscopy of Individual Single-Walled Carbon Nanotubes of Defined Chiral Structure," *Science*, vol. 312, pp. 554–556, Apr. 2006.
- [38] A. Castellanos-Gomez, M. Buscema, R. Molenaar, V. Singh, L. Janssen, H. S. J. v. d. Zant, and G. A. Steele, "Deterministic transfer of two-dimensional materials by all-dry viscoelastic stamping," *2D Materials*, vol. 1, p. 011002, Apr. 2014. Publisher: IOP Publishing.
- [39] J.-D. Pillet, V. Benzoni, J. Griesmar, J.-L. Smirr, and Ç. Ö. Girit, "Nonlocal Josephson Effect in Andreev Molecules," *Nano Letters*, vol. 19, pp. 7138–7143, Oct. 2019. Publisher: American Chemical Society.
- [40] V. Kornich, H. S. Barakov, and Y. V. Nazarov, "Fine energy splitting of overlapping Andreev bound states in multiterminal superconducting nanostructures," *Physical Review Research*, vol. 1, p. 033004, Oct. 2019. Publisher: American Physical Society.
- [41] J.-D. Pillet, V. Benzoni, J. Griesmar, J.-L. Smirr, and Ç. Girit, "Scattering description of Andreev molecules," *SciPost Physics Core*, vol. 2, p. 009, June 2020.
- [42] S. Matsuo, J. S. Lee, C.-Y. Chang, Y. Sato, K. Ueda, C. J. Palmstrøm, and S. Tarucha, "Observation of nonlocal Josephson effect on double InAs nanowires," *Communications Physics*, vol. 5, pp. 1–6, Sept. 2022. Number: 1 Publisher: Nature Publishing Group.
- [43] D. Z. Haxell, M. Coraiola, M. Hinderling, S. C. ten Kate, D. Sabonis, A. E. Svetogorov, W. Belzig, E. Cheah, F. Krizek, R. Schott, W. Wegscheider, and F. Nichele, "Demonstration of the Nonlocal Josephson Effect in Andreev Molecules," *Nano Letters*, vol. 23, pp. 7532–7538, Aug. 2023. Publisher: American Chemical Society.
- [44] J.-D. Pillet, S. Annabi, A. Peugeot, H. Riechert, E. Arrighi, J. Griesmar, and L. Bretheau, "Josephson Diode Effect in Andreev Molecules," June 2023. arXiv:2306.12273 [cond-mat].
- [45] A. Keliri and B. Douçot, "Driven Andreev molecule," *Physical Review B*, vol. 107, p. 094505, Mar. 2023. Publisher: American Physical Society.
- [46] L. C. Contamin, L. Jarjat, W. Legrand, A. Cottet, T. Kontos, and M. R. Delbecq, "Zero energy states clustering in an elemental nanowire coupled to a superconductor," *Nature Communications*, vol. 13, p. 6188, Oct. 2022. Number: 1 Publisher: Nature Publishing Group.
- [47] E. D. Minot, Y. Yaish, V. Sazonova, and P. L. McEuen, "Determination of electron orbital magnetic moments in carbon nanotubes," *Nature*, vol. 428, pp. 536–539, Apr. 2004. Publisher: Nature Publishing Group.
- [48] W. Liang, M. Bockrath, and H. Park, "Shell Filling and Exchange Coupling in Metallic Single-Walled Carbon Nanotubes," *Physical Review Letters*, vol. 88, p. 126801, Mar. 2002. Publisher: American Physical Society.
- [49] A. Makarovski, A. Zhukov, J. Liu, and G. Finkelstein, "SU(2) and SU(4) Kondo effects in carbon nanotube quantum dots," *Physical Review B*, vol. 75, p. 241407, June 2007. Publisher: American Physical Society.
- [50] F. Kuemmeth, S. Ilani, D. C. Ralph, and P. L. McEuen, "Coupling of spin and orbital motion of electrons in carbon nanotubes," *Nature*, vol. 452, pp. 448–452, Mar. 2008. Publisher: Nature Publishing Group.
- [51] K. Grove-Rasmussen, H. I. Jørgensen, B. M. Andersen, J. Paaske, T. S. Jespersen, J. Nygård, K. Flensberg, and P. E. Lindelof, "Superconductivity-enhanced bias spectroscopy in carbon nanotube quantum dots," *Physical Review B*, vol. 79, p. 134518, Apr. 2009. Publisher: American Physical Society.
- [52] T. S. Jespersen, K. Grove-Rasmussen, J. Paaske, K. Muraki, T. Fujisawa, J. Nygård, and K. Flensberg, "Gate-dependent spin-orbit coupling in multielectron carbon nanotubes," *Nature Physics*, vol. 7, pp. 348–353, Apr. 2011. Publisher: Nature Publishing Group.
- [53] J. P. Cleuziou, N. V. N'Guyen, S. Florens, and W. Wernsdorfer, "Interplay of the Kondo Effect and Strong Spin-Orbit Coupling in Multihole Ultraclean Carbon Nanotubes," *Physical Review Letters*, vol. 111, p. 136803, Sept. 2013. Publisher: American Physical Society.
- [54] R. Delagrangé, R. Weil, A. Kasumov, M. Ferrier, H. Bouchiat, and R. Deblock, "0- $\pi$  quantum transition in a carbon nanotube Josephson junction: Universal phase dependence and orbital degeneracy," *Physical Review B*, vol. 93, p. 195437, May 2016. Publisher: American Physical Society.
- [55] M. Ouyang, J.-L. Huang, C. L. Cheung, and C. M. Lieber, "Energy Gaps in "Metallic" Single-Walled Carbon Nanotubes," *Science*, vol. 292, pp. 702–705, Apr. 2001. Publisher: American Association for the Advancement of Science.
- [56] M. J. Senger, D. R. McCulley, N. Lotfizadeh, V. V. Deshpande, and E. D. Minot, "Universal interaction-driven gap in metallic carbon nanotubes," *Physical Review B*, vol. 97, p. 035445, Jan. 2018. Publisher: American Physical Society.
- [57] W. Liang, M. Bockrath, D. Bozovic, J. H. Hafner, M. Tinkham, and H. Park, "Fabry - Perot interference in a nanotube electron waveguide," *Nature*, vol. 411, pp. 665–669, June 2001. Number: 6838 Publisher: Nature Publishing Group.
- [58] L. G. Herrmann, T. Delattre, P. Morfin, J.-M. Berroir, B. Plaças, D. C. Glattli, and T. Kontos, "Shot Noise in Fabry-Pérot Interferometers Based on Carbon Nanotubes," *Physical Review Letters*, vol. 99, p. 156804, Oct. 2007. Publisher: American Physical Society.
- [59] W. Yang, C. Urgell, S. L. De Bonis, M. Margańska, M. Grifoni, and A. Bachtold, "Fabry-Pérot Oscillations in Correlated Carbon Nanotubes," *Physical Review Letters*, vol. 125, p. 187701, Oct. 2020. Publisher: American Physical Society.
- [60] J.-D. Pillet, C. H. L. Quay, P. Morfin, C. Bena,

- A. Levy Yeyati, and P. Joyez, “Andreev bound states in supercurrent-carrying carbon nanotubes revealed,” *Nat. Phys.*, vol. 6, no. 12, pp. 965–969, 2010. Publisher: Nature Publishing Group.
- [61] J.-D. Pillet, *Tunneling spectroscopy of the Andreev Bound States in a Carbon Nanotube*. phdthesis, Université Pierre et Marie Curie - Paris VI, Dec. 2011.
- [62] J.-D. Pillet, P. Joyez, R. Žitko, and M. F. Goffman, “Tunneling spectroscopy of a single quantum dot coupled to a superconductor: From Kondo ridge to Andreev bound states,” *Phys. Rev. B*, vol. 88, p. 045101, July 2013.
- [63] D. Vion, M. Götz, P. Joyez, D. Esteve, and M. H. Devoret, “Thermal Activation above a Dissipation Barrier: Switching of a Small Josephson Junction,” *Physical Review Letters*, vol. 77, pp. 3435–3438, Oct. 1996. Publisher: American Physical Society.
- [64] H. I. Jørgensen, T. Novotný, K. Grove-Rasmussen, K. Flensberg, and P. E. Lindelof, “Critical Current  $0-\pi$  Transition in Designed Josephson Quantum Dot Junctions,” *Nano Letters*, vol. 7, pp. 2441–2445, Aug. 2007. Publisher: American Chemical Society.
- [65] A. Eichler, R. Deblock, M. Weiss, C. Karrasch, V. Meden, C. Schönberger, and H. Bouchiat, “Tuning the Josephson current in carbon nanotubes with the Kondo effect,” *Physical Review B*, vol. 79, p. 161407, Apr. 2009. Publisher: American Physical Society.
- [66] C. Feuillet-Palma, T. Delattre, P. Morfin, J.-M. Berroir, G. Fève, D. C. Glattli, B. Plaçais, A. Cottet, and T. Kontos, “Conserved spin and orbital phase along carbon nanotubes connected with multiple ferromagnetic contacts,” *Physical Review B*, vol. 81, p. 115414, Mar. 2010. Publisher: American Physical Society.
- [67] L. G. Herrmann, F. Portier, P. Roche, A. L. Yeyati, T. Kontos, and C. Strunk, “Carbon Nanotubes as Cooper-Pair Beam Splitters,” *Physical Review Letters*, vol. 104, p. 026801, Jan. 2010.
- [68] M. M. Desjardins, L. C. Contamin, M. R. Delbecq, M. C. Dartiaillh, L. E. Bruhat, T. Cubaynes, J. J. Viennot, F. Mallet, S. Rohart, A. Thiaville, A. Cottet, and T. Kontos, “Synthetic spin-orbit interaction for Majorana devices,” *Nature Materials*, vol. 18, pp. 1060–1064, Oct. 2019. Publisher: Nature Publishing Group.
- [69] A. Bordoloi, V. Zannier, L. Sorba, C. Schönberger, and A. Baumgartner, “Spin cross-correlation experiments in an electron entangler,” *Nature*, vol. 612, pp. 454–458, Dec. 2022. Publisher: Nature Publishing Group.
- [70] G. Wang, T. Dvir, G. P. Mazur, C.-X. Liu, N. van Loo, S. L. D. ten Haaf, A. Bordin, S. Gazibegovic, G. Badawy, E. P. A. M. Bakkers, M. Wimmer, and L. P. Kouwenhoven, “Singlet and triplet Cooper pair splitting in hybrid superconducting nanowires,” *Nature*, vol. 612, pp. 448–453, Dec. 2022. Publisher: Nature Publishing Group.
- [71] M. Masseroni, M. Gull, A. Panigrahi, N. Jacobsen, F. Fischer, C. Tong, J. D. Gerber, M. Niese, T. Taniguchi, K. Watanabe, L. Levitov, T. Ihn, K. Ensslin, and H. Duprez, “Spin-orbit proximity in  $\text{MoS}_2$ /bilayer graphene heterostructures,” Mar. 2024. arXiv:2403.17120 [cond-mat].
- [72] T. Dvir, G. Wang, N. van Loo, C.-X. Liu, G. P. Mazur, A. Bordin, S. L. D. ten Haaf, J.-Y. Wang, D. van Driel, F. Zatelli, X. Li, F. K. Malinowski, S. Gazibegovic, G. Badawy, E. P. A. M. Bakkers, M. Wimmer, and L. P. Kouwenhoven, “Realization of a minimal Kitaev chain in coupled quantum dots,” *Nature*, vol. 614, pp. 445–450, Feb. 2023. Publisher: Nature Publishing Group.
- [73] P. D. Johannsen and C. Schrade, “Fermionic Quantum Simulation on Andreev Bound State Superlattices,” Apr. 2024. arXiv:2404.12430 [cond-mat].
- [74] X. Zhou, Y. Chen, J. Chen, C. Hu, B. Lyu, K. Xu, S. Lou, P. Shen, S. Ma, Z. Wu, Y. Xie, Z. Zhang, Z. Lü, W. Luo, Q. Liang, L. Xian, G. Zhang, and Z. Shi, “Pressure-induced flat bands in one-dimensional moiré superlattices of collapsed chiral carbon nanotubes,” *Phys. Rev. B*, vol. 109, p. 045105, Jan 2024.
- [75] H. Kataura, Y. Kumazawa, Y. Maniwa, I. Umezū, S. Suzuki, Y. Ohtsuka, and Y. Achiba, “Optical properties of single-wall carbon nanotubes,” *Synthetic Metals*, vol. 103, pp. 2555–2558, June 1999.
- [76] K. Liu, J. Deslippe, F. Xiao, R. B. Capaz, X. Hong, S. Aloni, A. Zettl, W. Wang, X. Bai, S. G. Louie, E. Wang, and F. Wang, “An atlas of carbon nanotube optical transitions,” *Nature Nanotechnology*, vol. 7, pp. 325–329, May 2012. Publisher: Nature Publishing Group.
- [77] M. Tinkham, *INTRODUCTION TO SUPERCONDUCTIVITY : Second edition*. Dover Books on Physics, Mineola NY: Dover publications, 2nd ed. ed., 1996.