
Ader: A Comprehensive Benchmark for Multi-class Visual Anomaly Detection

Jiangning Zhang^{1,2*} Haoyang He^{2*} Zhenye Gan¹ Qingdong He¹ Yuxuan Cai³
Zhucun Xue² Yabiao Wang¹ Chengjie Wang¹ Lei Xie² Yong Liu²

¹Youtu Lab, Tencent ²Zhejiang University ³Huazhong University of Science and Technology

Abstract

Visual anomaly detection aims to identify anomalous regions in images through unsupervised learning paradigms, with increasing application demand and value in fields such as industrial inspection and medical lesion detection. Despite significant progress in recent years, there is a lack of comprehensive benchmarks to adequately evaluate the performance of various mainstream methods across different datasets under the practical multi-class setting. The absence of standardized experimental setups can lead to potential biases in training epochs, resolution, and metric results, resulting in erroneous conclusions. This paper addresses this issue by proposing a comprehensive visual anomaly detection benchmark, *ADer*, which is a modular framework that is highly extensible for new methods. The benchmark includes multiple datasets from industrial and medical domains, implementing fifteen state-of-the-art methods and nine comprehensive metrics. Additionally, we have open-sourced the GPU-assisted *ADEval* package to address the slow evaluation problem of metrics like time-consuming mAU-PRO on large-scale data, significantly reducing evaluation time by more than *1000-fold*. Through extensive experimental results, we objectively reveal the strengths and weaknesses of different methods and provide insights into the challenges and future directions of multi-class visual anomaly detection. We hope that *ADer* will become a valuable resource for researchers and practitioners in the field, promoting the development of more robust and generalizable anomaly detection systems. Full codes have been attached in Appendix and open-sourced at <https://github.com/zhangzjn/ader>.

1 Introduction

In recent years, with the rapid advancement in model iteration and computational power, Visual Anomaly Detection (VAD) has made significant progress across various fields [25, 7]. It has become a crucial component in key tasks such as industrial quality inspection and medical lesion detection. Due to its unsupervised experimental setup, VAD demonstrates immense application value in real-world scenarios where the yield rate is high, defect samples are difficult to obtain, and potential defect patterns are diverse. However, the field faces challenges such as small dataset sizes and insufficient evaluation metrics, resulting in potentially unfair comparison outcomes due to differing training recipes among methods. Moreover, most methods have not been compared on the latest large-scale datasets (*e.g.*, Real-IAD [32] and COCO-AD [42]) and new evaluation metrics (*e.g.*, mAD [40] and mIoU-max [42]). The fundamental issue lies in the absence of standardized training strategies, akin to those in object detection, to evaluate different algorithms. Factors such as training epoch and resolution can potentially affect evaluation results, leading to erroneous conclusions.

To address this pressing issue, we believe that establishing a comprehensive and fair benchmark is crucial for the sustained and healthy development of this field. Therefore, we have constructed an integrated *ADer* benchmark, utilizing a unified evaluation interface under the more practical multi-

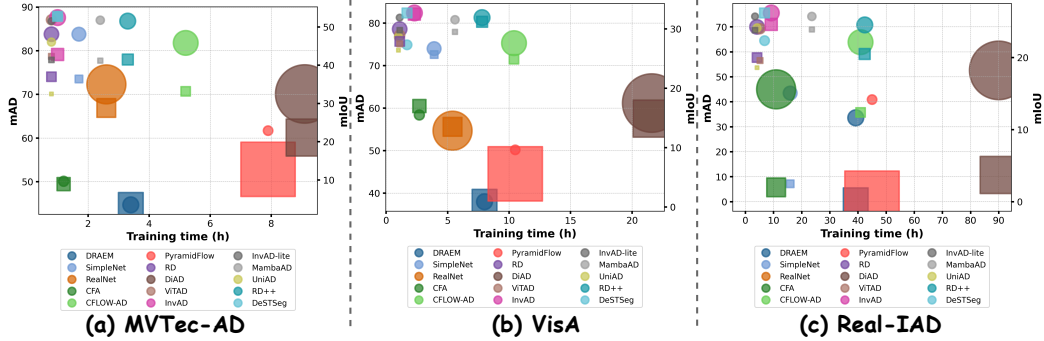


Figure 1: Intuitive benchmarked results comparison on MVTEC AD [3] (Left), VisA [47] (Middle), and Real-IAD [32] (Right) datasets among mainstream methods. For each dataset, the horizontal axis represents the training time for different methods, the left vertical axis represents mAD [40] (marked as circles, with radius indicating model parameter count), and the right vertical axis represents mIoU-max [42] (marked as squares, with side length indicating model FLOPs).

class setting. This benchmark is designed as a highly extensible modular framework (see Sec. 3), allowing for the easy implementation of new methods. Specifically, the framework integrates multiple datasets from industrial, medical, and general-purpose domains (see Sec. 3.2), and implements fifteen state-of-the-art methods (including augmentation-based, embedding-based, reconstruction-based, and hybrid methods, see Sec. 3.1) and nine comprehensive evaluation metrics (see Sec. 3.3), ensuring thorough and unbiased performance evaluation for each method. Additionally, to address the efficiency issue of evaluating time-consuming metrics like mAU-PRO on large-scale data, we have developed and open-sourced the GPU-assisted ADEval package (see Sec. 3.5), significantly reducing evaluation time by over 1000 times, making previously impractical extensive detailed evaluations feasible on large-scale datasets.

Through extensive and fair experiments, we objectively reveal the strengths and weaknesses of different visual anomaly detection methods, comparing their efficiency (*i.e.*, model parameter count and FLOPs) and training resource consumption across different datasets, as shown in Fig. 1. Detailed results and analyses (see Sec. 4) elucidate the challenges of multi-class visual anomaly detection and provide valuable insights for future research directions.

In summary, the contributions of this paper are as follows: **1) Comprehensive benchmark:** We introduce a modular and extensible benchmark termed ADer for visual anomaly detection, which evaluates various representative methods on multiple mainstream datasets. **2) Implementation of state-of-the-Art methods:** We implement fifteen state-of-the-art anomaly detection methods and nine comprehensive evaluation metrics within the ADer framework. **3) GPU-assisted evaluation package:** We develop and open-source the ADEval package, significantly reducing the evaluation time of complex metrics by over 1000 times. **4) Extensive experimental analysis:** We conduct extensive experiments to objectively evaluate the performance of different methods, providing insights into their strengths, weaknesses, and potential areas for improvement. **5) Open-source resources:** We open-source the complete ADer code, making it a valuable resource for the research community and promoting further advancements in the field.

2 Background and Related Work

2.1 Problem Definition and Objective

Visual anomaly detection (VAD) is a critical task in computer vision, aiming at identifying patterns or instances in visual data that deviate significantly from the norm. These anomalies can manifest as industrial defects, medical lesion, or rare objects that are not typically present in the training data. The primary objective of VAD is to develop algorithms capable of discerning these irregularities with high accuracy and reliability. This task is particularly challenging due to the inherent variability and complexity of visual data, the scarcity of anomalous examples, and the need for robust generalization across diverse scenarios. In a formal context, multi-class VAD can be defined as follows: Given a training dataset $D_{train} = \{x_1, x_2, \dots, x_n\}$ with C categories and each visual image x_i belonging to a specific category, the goal is to learn a unified AD model M that can predict an anomaly score

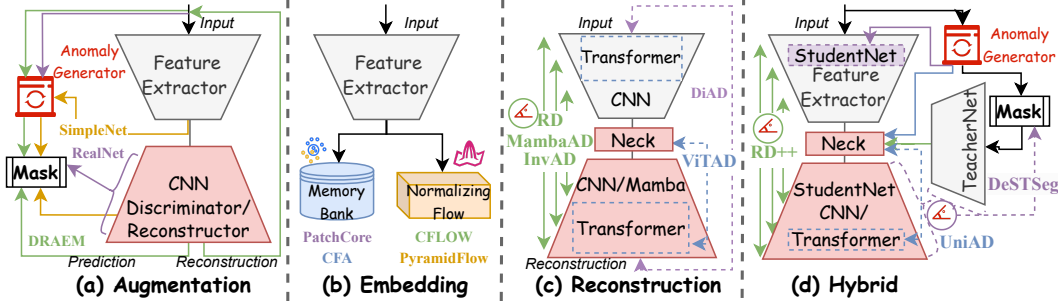


Figure 2: A comparative diagram of different frameworks for the benchmarked methods in Sec. 3.1.

$s_i = M(x_i)$ for each image. This score reflects the likelihood of each pixel in x_i being an anomaly. The model M is typically trained on D_{train} that predominantly contains normal instances, with the assumption that anomalies are rare and not well-represented in the training set. Inevitably, there are some mislabeled or inaccurately labeled noisy samples, which constitute inherent biases within the dataset. These are typically disregarded under standard settings. The performance of the model is then evaluated based on its ability to correctly identify anomalous images and their defect regions in a unified testset that contains normal and anomalous images.

2.2 Challenges in Multi-class VAD

The complexity of VAD arises from several factors: 1) *Data Imbalance*: Anomalies are rare, leading to highly imbalanced datasets where normal instances and region areas vastly outnumber anomalous ones. 2) *Variability of Anomalies*: Anomalies can vary widely in appearance, making it difficult to capture all possible variations during training. 3) *Context Sensitivity*: The definition of what constitutes an anomaly can be context-dependent, requiring models to understand the broader context in which the visual data is situated. 4) *Efficiency Requirements*: Many applications of VAD require real-time processing and limited GPU memory, necessitating efficient and scalable algorithms. 5) *Comprehensive and Fair Evaluation*: Current methods exhibit significant differences in training hyperparameters and insufficient evaluation of performance metrics, so it is necessary to benchmark them using fair and standardized criteria. In this benchmark study, we systematically evaluate a range of state-of-the-art VAD methods (Sec. 3.1) across multiple datasets (Sec. 3.2) and comprehensive metrics (Sec. 3.3). Our goal is to provide a comprehensive assessment of current capabilities, identify key challenges, and suggest directions for future research in visual anomaly detection.

2.3 Visual Anomaly Detection

Visual anomaly detection methods can generally be categorized into three types: 1) *Augmentation-based methods* generate pseudo-supervised information for anomalies by creating abnormal regions [23, 37], constructing anomalous data [38, 19], or adding feature perturbations [27, 31]. This enables the model to learn the differences between normal and abnormal distributions. 2) *Embedding-based methods* leverage pretrained models to extract powerful feature representations and judge anomalies in high-dimensional space. Typical approaches include distribution-map-based methods [14, 22], teacher-student frameworks [4, 33], and memory-bank techniques [29, 13]. 3) *Reconstruction-based methods* use encoder-decoder architectures to locate anomalies by analyzing the reconstruction error. They typically include both image-level [2, 24, 16] and feature-level approaches [10, 40, 42]. There are also some hybrid methods [35, 31, 44] that attempt to integrate multiple techniques to further enhance model performance.

Basic network structures of VAD. Early visual anomaly detection methods typically employ UNet-based autoencoder architectures [1, 24, 37]. With advancements in foundational visual model structures [17, 34, 26, 39, 43, 41] and pretraining techniques [18, 8], more recent methods often utilize models pretrained on ImageNet-1K [11] as feature extractors, such as the ResNet [17] series, Wide ResNet-50 [36], and EfficientNet-b4 [30]. Recently, benefiting from the dynamic modeling capabilities of Vision Transformers (ViT) [12], some studies [9, 35, 40] have attempted to incorporate this architecture into the design of anomaly detection models.

Table 1: Attribute comparison for mainstream representative methods. Notations: Augmentation-based (Aug.), Embedding-based (Emb.), Reconstruction-based (Rec.), Parameters (Params), Memory (Mem.), Batch Size (BS), Optimizer (Optim.), Time (T.), ResNet (RN), Wide-ResNet (WRN), EfficientNet (EN), hours (h), minutes (m), seconds (s), unavailable (-), out-of-memory (OOM). Train and test time are evaluated under the standard setting described in Sec. 4.1 in one L40S GPU. Memory is tested under the standard setting with a batch size of 8, and the results for different methods are presented in Sec. 4.2. **Bold**, underline, and wavy-line represent the best, second-best, and third-best results, respectively.

	Method	Hyper Params.			Efficiency			Train Mem. (M)	Test Mem. (M)	MVTec AD		VisA		Real-IAD	
		BS	Optim.	LR	Params.	FLOPs	Backbone			Train T.	Test T.	Train T.	Test T.	Train T.	Test T.
Aug.	DRAEM [37]	8	Adam	1e-4	97.4M	198G	UNet	12,602	2,858	3.4h	35s	8.0h	36s	39.2	18m41s
	SimpleNet [27]	32	AdamW	1e-4	72.8M	17.715G	WRN50	2,266	4,946	1.7h	5m50s	3.9h	7m21s	15.9h	4h51m
	RealNet [45]	16	Adam	1e-4	591M	115G	WRN50	14,004	3,794	2.6h	41s	5.4h	41s	-	-
Emb.	CFA [21]	4	AdamW	1e-3	38.6M	55.3G	WRN50	4,364	2,826	<u>1.2h</u>	<u>18s</u>	2.7h	17s	10.9h	14m20s
	PatchCore [29]	8	-	-	-	-	WRN50	-	-	-	9h22m	-	OOM	-	OOM
	CFLOW-AD [14]	32	Adam	2e-4	237M	28.7G	WRN50	3,048	1,892	5.2h	56s	10.4h	1m15s	40.9h	22m49s
	PyramidalFlow [22]	2	Adam	2e-4	34.3M	962G	RN18	3,904	2,836	7.9h	1m30s	10.5h	2m43s	45h	38m15s
Rec.	RD [10]	16	Adam	5e-3	80.6M	28.4G	WRN50	3,286	1,464	0.8h	13s	<u>1.1h</u>	18s	<u>4.1h</u>	<u>7m48s</u>
	DiAD [16]	12	Adam	1e-5	1331M	451.5G	RN50	26,146	20,306	9.1h	16m	21.6h	19m	90h	16h20m
	ViTAD [40]	8	AdamW	1e-4	39.0M	9.7G	ViT-S	1,470	800	0.8h	<u>15s</u>	<u>1.1h</u>	15s	<u>5.2h</u>	10m2s
	InvAD [42]	32	Adam	1e-3	95.6M	45.4G	WRN50	5,920	3,398	<u>1.0h</u>	31s	2.3h	33s	9.2h	21m
	InvAD-lite [42]	32	Adam	1e-3	17.1M	<u>9.3G</u>	RN34	1,846	<u>1,100</u>	0.8h	20s	<u>1.1h</u>	31s	3.4h	9m27s
	MambaAD [15]	16	AdamW	5e-3	<u>25.7M</u>	<u>8.3G</u>	RN34	6,542	1,484	2.4h	34s	5.6h	23s	23.6h	24m6s
Hybrid	UniAD [35]	8	AdamW	1e-4	<u>24.5M</u>	3.4G	EN-b4	<u>1,856</u>	<u>968</u>	0.8h	22s	1.0h	18s	<u>4.1h</u>	7m2s
	RD++ [31]	16	Adam	1e-3	96.1M	37.5G	WRN50	4,772	1,480	3.3h	28s	7.8h	33s	42.4h	15m17s
	DesTSeg [44]	32	SGD	0.4	35.2M	30.7G	RN18	3,446	1,240	<u>1.0h</u>	19s	<u>1.7h</u>	<u>16s</u>	6.8h	<u>8m13s</u>

3 Methodology: ADer Benchmark

3.1 Supported VAD Methods

Following the categories of current VAD methods in Sec. 2.3, we choose representative models for each category. The selection criteria are based on the method’s popularity, effectiveness, and ease of use. 1) *For Augmentation-based methods*, we choose DRAEM [37], SimpleNet [27], and RealNet [45]. 2) *For Embedding-based methods*, we select CFA [21], PatchCore [29], CFLOW-AD [14], and PyramidalFlow [22]. 3) *For Reconstruction-based methods*, we include RD [10], DiAD [16], ViTAD [40], InvAD [42], InvAD-lite [42], and MambaAD [15]. Additionally, UniAD [35], RD++ [31], and DesTSeg [44] are categorized as *hybrid methods* due to their use of multiple techniques. Fig. 2 presents schematic diagrams and comparisons of the frameworks for each method belonging to different types, facilitating a better understanding of the differences among these methods. Tab. 1 provides a direct comparison of the hyperparameters, efficiency, and training time on three mainstream datasets for different methods, using one L40S GPU. Note that different methods may yield varying results when tested on different hardware, but the overall relative trends remain largely unchanged.

3.2 VAD Datasets

To comprehensively evaluate the effectiveness, stability, and generalization of different methods, we benchmark extensive and fair experiments on three types of datasets: 1) Real and synthetic industrial anomaly detection (AD) datasets, *i.e.*, MVTec AD [3], MVTec AD 3D [6], MVTec LOCO-AD [5], VisA [47], BTAD [28], MPDD [20], MAD_Real [46], MAD_Sim [46], and Real-IAD [32]. 2) The medical Uni-Medical [40] dataset. 3) The general-purpose COCO-AD [42] dataset. Detailed descriptions of the datasets are provided in Tab. 2, including the categories and scales of the datasets. Note that COCO-AD is inherently a multi-class dataset with four splits, and the average is taken when evaluating the comprehensive results.

3.3 Evaluation Metrics

Following the ViTAD [40] setting, we select image-level mean Area Under the Receiver Operating Curve (mAU-ROC) [37], mean Average Precision (mAP) [37], mean F_1 -score (mF_1 -max) [47], region-level mean Area Under the Per-Region-Overlap (mAU-PRO) [4], pixel-level mAU-ROC, mAP, mF_1 -max, and the average AD (mAD) [40] of seven metrics to evaluate all experiments. Additionally,

Table 2: Comparison of representative VAD datasets, *i.e.*, industrial, medical, and general-purpose fields, respectively. Large-scale Real-IAD and COCO-AD only employ the 100 epoch setting.

Dataset	Category Number		Image Quantity			Epoch Setting in ADer	
	Train	Test	Train	Test			
			Normal	Anomaly	Normal		
MVTec AD [3]	15	15	3,629	1,258	467	100	300
MVTec AD 3D [6]	10	10	2,950	249	948	100	300
MVTec LOCO-AD [5]	5	5	1,772	993	575	100	300
VisA [47]	12	12	8,659	962	1,200	100	300
BTAD [28]	3	3	1,799	580	451	100	300
MPDD [20]	6	6	888	282	176	100	300
MAD_Real [46]	10	10	490	221	50	100	300
MAD_Sim [46]	20	20	4,200	4,951	638	100	300
Real-IAD [32]	30	30	36,465	51,329	63,256	100	-
Uni-Medical [40]	3	3	13,339	4,499	2,514	100	300
			30,438	1,291	3,661	100	-
			65,133	2,785	2,167	100	-
COCO-AD [42]	61	81	79,083	3,328	1,624	100	-
			77,580	3,253	1,699	100	-

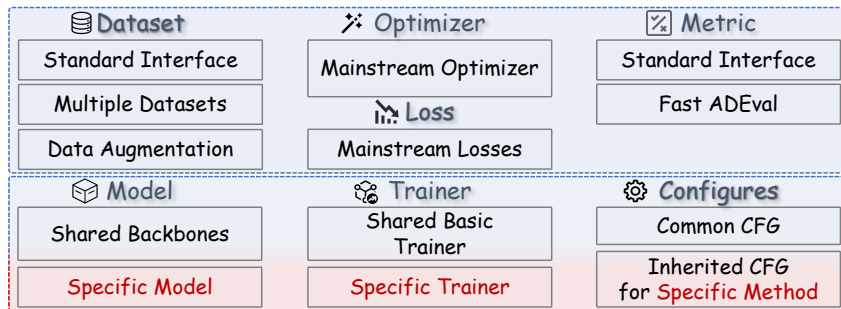


Figure 3: Core sub-modules of the training framework in ADer. The blue area represents standard components, while the red area indicates that a new method requires only three corresponding files.

we adopt the more practical order-independent pixel-level mean maximal Intersection over Union (mIoU-max) proposed in InvAD [42].

3.4 Simplify Implementation by Structured ADer Codebase

To ensure fair comparison among different methods, we construct a standardized ADer framework. As shown in Fig. 3, it includes shared foundational training/testing components and implements various metric calculations (compatible with our ADEval). The standardized dataset allows for easy comparison, eliminating potential unfair settings from different codebases. Additionally, ADer is highly extensible for new methods, requiring only compliant model, trainer, and configuration files. **Feature comparison with *anomalib*.** Our ADer framework supports more recent and powerful representative methods, datasets, and comprehensive metrics. The code organization is straightforward and clear, making it easy for researches on new methods and practical deployments.

3.5 ADEval: Fast and Memory-efficient Routines for mAU-ROC/mAP/mAU-PRO

The speed of metric evaluation is crucial for the iterative process of model algorithms. When the number of test images increases and the resolution becomes higher, the pixel-level evaluation algorithms implemented naively using *sklearn* and *skimage* packages become time-consuming. This is particularly evident with large-scale datasets such as Real-IAD [32] and COCO-AD [42], where evaluation times can exceed one hour. To address this issue, we have released the GPU-assisted ADEval library, which employs an iterative-accumulating algorithm with optional CUDA acceleration. For instance, in the case of the most time-consuming mAU-PRO metric on the multi-class MVTEC AD dataset, as demonstrated by UniAD [35], the naive implementation requires 242.7 seconds, whereas the optimized version reduces this to less than 0.1 second, achieving a more than 1000-fold speedup.

Table 3: Benchmarked results on MVTEC AD dataset [3] by the suggested metrics in Sec. 3.3 under 100/300 epochs. **Bold**, underline, and wavy-line represent the best, second-best, and third-best results, respectively. Patchcore requires no training that shares results under different epoch settings.

	Method	Image-level			Pixel-level			mAU-PRO	mIoU-max	mAD
		mAU-ROC	mAP	mF_1 -max	mAU-ROC	mAP	mF_1 -max			
Aug.	DRAEM [37]	54.5/55.2	76.3/77.0	83.6/83.9	47.6/48.7	3.2/ 3.1	6.7/ 6.3	14.3/15.8	3.5/ 3.3	44.7/45.3
	SimpleNet [27]	95.4/79.2	98.3/90.8	95.7/87.6	96.8/82.4	48.8/24.0	51.9/29.0	86.9/62.0	36.4/17.8	83.8/67.6
	RealNet [45]	84.8/82.9	94.1/93.3	90.9/90.9	72.6/69.8	48.2/50.0	41.4/40.4	56.8/51.2	28.8/28.5	72.3/70.9
Emb.	CFA [21]	57.6/55.8	78.3/78.8	84.7/84.5	54.8/43.9	11.9/ 4.8	14.7/ 8.9	25.3/19.3	8.9/ 4.7	50.1/46.1
	PatchCore [29]	98.8/ -	99.5/ -	98.4/ -	98.3/ -	<u>59.9/ -</u>	<u>61.0/ -</u>	<u>94.2/ -</u>	<u>44.9/ -</u>	88.6/ -
	CFLOW-AD [14]	91.6/92.7	96.7/97.2	93.4/94.0	95.7/95.8	45.9/46.8	48.6/49.6	88.3/89.0	33.2/34.0	81.8/82.5
	PyramidalFlow [22]	70.2/66.2	85.5/84.3	85.5/85.1	80.0/74.2	22.3/17.2	22.0/19.6	47.5/40.0	12.8/11.4	61.7/58.1
Rec.	RD [10]	93.6/90.5	97.2/95.0	95.6/95.1	95.8/95.9	48.2/47.1	53.6/52.1	91.2/91.2	37.0/35.8	83.8/82.6
	DiAD [16]	88.9/92.0	95.8/96.8	93.5/94.4	89.3/89.3	27.0/27.3	32.5/32.7	63.9/64.4	21.1/21.3	70.1/71.0
	ViTAD [40]	<u>98.3/98.4</u>	<u>99.3/99.4</u>	<u>97.3/97.5</u>	<u>97.6/97.5</u>	55.2/55.2	58.4/58.1	92.0/91.7	42.3/42.0	87.1/87.0
	InvAD [42]	<u>98.1/98.9</u>	<u>99.0/99.6</u>	<u>97.6/98.2</u>	<u>98.0/98.1</u>	<u>56.3/57.1</u>	<u>59.2/59.6</u>	94.4/94.4	<u>42.8/43.1</u>	<u>87.6/88.1</u>
	InvAD-lite [42]	97.9/98.1	<u>99.2/99.1</u>	96.8/96.8	97.3/97.3	54.4/55.0	57.8/58.1	93.3/93.1	41.4/41.7	86.8/86.9
	MambaAD [15]	97.8/98.5	<u>99.3/99.5</u>	<u>97.3/97.7</u>	97.4/97.6	55.1/56.1	<u>57.6/58.7</u>	<u>93.4/93.6</u>	41.2/42.3	<u>87.0/87.5</u>
	UniAD [35]	92.5/96.8	97.3/98.9	95.4/97.0	95.8/96.8	42.7/45.0	48.0/50.2	89.3/91.0	32.5/34.2	82.0/84.2
Hybrid	RD++ [31]	97.9/95.8	98.8/98.0	96.4/96.6	97.3/97.3	54.7/53.0	58.0/57.0	93.2/92.9	41.5/40.5	86.8/85.9
	DesTSeg [44]	96.4/96.3	98.6/98.8	96.2/96.1	92.0/92.6	71.1/75.8	68.2/71.3	83.4/82.6	52.8/56.6	<u>87.9/88.8</u>

Table 4: Benchmarked results on VisA dataset [47] by the suggested metrics under 100/300 epochs.

	Method	Image-level			Pixel-level			mAU-PRO	mIoU-max	mAD
		mAU-ROC	mAP	mF_1 -max	mAU-ROC	mAP	mF_1 -max			
Aug.	DRAEM [37]	55.1/56.2	62.4/64.6	72.9/74.9	37.5/45.0	0.6/ 0.7	1.7/ 1.8	10.0/16.0	0.9/ 0.9	38.0/40.6
	SimpleNet [27]	86.4/80.7	89.1/83.8	82.8/79.3	96.6/94.4	34.0/29.2	37.8/33.1	79.2/74.2	25.7/22.1	74.0/69.5
	RealNet [45]	71.4/79.2	79.5/84.8	74.7/78.3	61.0/65.4	25.7/29.2	22.6/27.9	27.4/33.9	13.5/17.4	54.7/59.9
Emb.	CFA [21]	66.3/67.1	74.3/73.8	74.2/75.3	81.3/83.0	22.1/13.7	26.2/18.7	50.8/48.7	17.0/11.3	58.4/56.5
	CFLOW-AD [14]	86.5/87.2	88.8/89.5	84.9/85.1	97.7/97.8	33.9/34.2	37.2/37.2	86.8/87.3	24.9/24.9	75.3/75.7
	PyramidalFlow [22]	58.2/69.0	66.3/72.9	74.4/75.8	77.0/79.1	7.2/ 7.9	9.6/ 8.7	42.8/52.6	5.6/ 4.7	50.2/54.8
	RD [10]	90.6/93.9	90.9/94.8	89.3/90.4	98.0/98.1	35.4/38.4	42.5/43.7	<u>91.9/91.9</u>	27.9/29.0	78.6/80.5
Rec.	DiAD [16]	84.8/90.5	88.5/91.4	86.9/90.4	82.5/83.4	17.9/19.2	23.2/25.0	44.5/44.3	14.9/16.2	61.2/63.5
	ViTAD [40]	90.4/90.3	91.1/91.2	86.0/86.4	98.2/98.2	36.4/36.4	41.0/40.9	85.7/85.8	27.5/27.5	77.2/77.3
	InvAD [42]	95.4/95.6	95.7/96.0	91.6/92.3	98.9/99.0	<u>43.3/43.7</u>	<u>46.8/46.9</u>	93.1/93.0	<u>32.5/32.6</u>	82.4/82.6
	InvAD-lite [42]	<u>94.9/95.3</u>	<u>95.2/95.8</u>	<u>90.7/91.0</u>	<u>98.6/98.7</u>	<u>40.2/41.2</u>	<u>44.0/44.9</u>	93.1/93.2	29.8/30.6	<u>81.3/81.8</u>
	MambaAD [15]	<u>94.5/93.6</u>	<u>94.9/93.9</u>	<u>90.2/89.8</u>	<u>98.4/98.2</u>	39.3/34.0	43.7/39.3	92.1/90.5	29.5/25.9	<u>80.8/79.0</u>
	UniAD [35]	89.0/91.4	91.0/93.3	85.8/87.5	98.3/98.5	34.5/35.3	39.6/40.2	86.5/89.0	26.4/26.5	76.7/78.2
Hybrid	RD++ [31]	93.9/93.1	94.7/94.1	<u>90.2/90.0</u>	<u>98.4/98.4</u>	<u>42.3/40.4</u>	<u>46.3/44.8</u>	91.9/91.4	<u>31.2/29.9</u>	<u>81.3/80.6</u>
	DesTSeg [44]	89.9/89.0	91.4/90.3	86.7/85.9	86.7/84.8	46.6/43.3	47.2/44.4	61.1/57.5	<u>32.7/30.1</u>	74.9/73.0

4 Results and Analysis

4.1 Experimental Setup

Different methods potentially introduce various factors that can impact model performance. To ensure a fair and comprehensive evaluation of the effectiveness and convergence of different methods, we fix the most influential parameters, *i.e.*, resolution (256×256) and training epochs (100 and 300). The reason lies in the fact that tasks such as classification, detection, and segmentation typically set specific resolutions and standard training epochs. We observe that for most methods, 100 epochs generally suffice to reach saturation [40, 42], with only a few methods [35] requiring more epochs for training. Therefore, we also establish a setting with 300 epochs. Meanwhile, we maintain consistency with the original papers for batch size, optimizer, learning rate, and data augmentation. We report the evaluation results corresponding to the final epoch at the end of training to ensure fairness. All experiments are conducted on one L40S GPU.

4.2 Benchmark Results on Industrial, Medical, and General-purpose UAD Datasets

To thoroughly evaluate the effectiveness of different methods and their adaptability to various data domains, we conduct experiments on multiple datasets across three domains. Due to space constraints, we report the average metrics for the popular MVTEC AD (see Tab. 3), VisA (see Tab. 4), and Real-IAD (see Tab. 5) datasets in the main paper. For the remaining datasets, we report the mAD and mIoU-max metrics (see Tab. 6). Full results for each category are provided in Appendix A to V.

Table 5: Benchmarked results on Real-IAD dataset [32] by the suggested metrics under 100 epoch.

	Method	Image-level			Pixel-level			mAU-PRO	mIoU-max	mAD
		mAU-ROC	mAP	mF ₁ -max	mAU-ROC	mAP	mF ₁ -max			
Aug.	DRAEM [37]	50.9	45.9	61.3	44.0	0.2	0.4	13.6	0.2	33.6
	SimpleNet [27]	54.9	50.6	61.5	76.1	1.9	4.9	42.4	2.5	43.5
Emb.	CFA [21]	55.7	50.5	61.9	81.3	1.6	3.8	48.8	2.0	45.0
	CFLOW-AD [14]	77.0	75.8	69.9	94.8	17.6	21.7	80.4	12.4	63.9
	PyramidalFlow [22]	54.4	48.0	62.0	71.1	1.2	1.1	34.9	0.5	40.9
	RD [10]	82.7	79.3	74.1	97.2	25.2	32.8	90.0	20.0	70.0
Rec.	DiAD [16]	75.6	66.4	69.9	88.0	2.9	7.1	58.1	3.7	52.6
	ViTAD [40]	82.7	80.2	73.7	97.2	24.3	32.3	84.8	19.6	69.3
	InvAD [42]	89.4	87.0	80.2	98.4	<u>32.6</u>	<u>38.9</u>	92.7	<u>24.6</u>	75.6
	InvAD-lite [42]	<u>87.2</u>	<u>85.2</u>	<u>77.8</u>	<u>98.0</u>	31.7	37.9	<u>92.0</u>	23.8	<u>74.2</u>
	MambaAD [15]	<u>87.0</u>	<u>85.3</u>	<u>77.6</u>	98.6	<u>32.4</u>	<u>38.1</u>	<u>91.2</u>	<u>23.9</u>	<u>74.2</u>
	UniAD [35]	83.1	81.2	74.5	97.4	23.3	30.9	87.1	18.6	69.6
Hybrid	RD++ [31]	83.6	80.6	74.8	97.7	25.9	33.6	90.7	20.5	<u>70.8</u>
	DesTSeg [44]	79.3	76.7	70.7	80.3	36.9	40.3	56.1	26.2	64.5

Table 6: Benchmarked results on all other datasets by the mIoU/mAD metrics under 100 epoch.

	Method	MVTec 3D	MVTec LOCO	BTAD	MPDD	MAD_Real	MAD_Sim	Uni-Medical	COCO-AD
Aug.	DRAEM [37]	1.0/46.6	5.6/41.8	3.4/47.4	2.5/35.4	0.8/48.9	0.7/48.0	3.0/37.0	8.0/38.3
	SimpleNet [27]	13.9/70.1	<u>21.2/67.4</u>	28.6/78.8	24.5/76.2	6.3/56.7	4.2/60.9	23.3/68.9	11.5/42.9
	RealNet [45]	- / -	- / -	36.6/76.1	28.2/72.3	- / -	- / -	- / -	- / -
Emb.	CFA [21]	9.3/58.6	9.1/52.2	33.6/80.2	16.6/65.1	8.7/58.7	4.6/58.2	14.7/57.2	8.9/41.0
	PatchCore [29]	24.5/78.4	<u>20.4/67.7</u>	38.0/83.3	35.0/83.5	<u>16.6/68.2</u>	- / -	- / -	- / -
	CFLOW-AD [14]	15.8/71.6	17.3/64.0	33.8/78.9	20.1/69.7	<u>8.8/63.4</u>	2.7/60.0	17.7/69.9	<u>16.0/53.0</u>
	PyramidalFlow [22]	6.4/61.9	8.0/47.5	18.3/68.3	10.4/64.6	5.1/59.0	2.5/57.4	9.4/47.6	8.0/38.4
Rec.	RD [10]	22.2/75.3	15.8/63.0	<u>42.1/84.7</u>	31.4/80.6	7.2/60.6	4.5/62.6	26.9/71.1	11.5/45.8
	DiAD [16]	5.4/62.8	14.9/56.5	15.7/68.5	8.2/58.1	3.6/55.8	4.2/58.9	23.2/69.1	11.6/44.1
	ViTAD [40]	20.4/75.4	19.8/64.8	40.1/83.1	27.7/77.3	5.0/57.4	<u>5.0/62.8</u>	33.7/75.5	20.1/53.5
	InvAD [42]	<u>27.4/80.3</u>	23.1/69.2	44.3/85.9	<u>34.0/81.9</u>	16.8/67.6	8.6/67.4	<u>32.6/75.4</u>	<u>14.3/50.5</u>
	InvAD-lite [42]	<u>26.9/79.6</u>	20.6/67.1	<u>42.6/84.4</u>	30.9/79.8	8.1/62.5	<u>6.0/64.9</u>	26.5/71.6	13.7/49.2
	MambaAD [15]	25.9/79.0	20.6/66.4	39.0/82.5	26.8/78.1	7.2/60.5	<u>5.0/63.6</u>	33.5/75.9	12.9/48.8
Hybrid	UniAD [35]	16.7/72.3	<u>21.6/64.4</u>	36.9/82.9	12.5/63.3	5.8/58.2	3.5/60.9	27.6/71.6	10.9/44.0
	RD++ [31]	25.2/78.1	17.6/64.5	<u>42.8/84.8</u>	<u>33.6/80.8</u>	8.5/61.4	4.4/62.7	29.4/72.3	11.8/46.4
	DesTSeg [44]	28.4/72.6	20.3/63.9	29.0/77.0	25.6/71.9	4.5/52.8	4.1/53.6	21.2/61.0	8.5/40.7

Quantitative results. InvAD [42] consistently shows excellent performance across all datasets. ViTAD [40] and MambaAD [15], specifically designed for multi-class settings, also achieve good results. In contrast, DiAD [16] and UniAD [35] require more epochs to converge and do not perform well under the 100/300 epoch standard we set. DeSTSeg [44] exhibits outstanding performance in pixel-level segmentation. Methods designed for single-class settings, such as RD [10], RD++ [31], CFLOW-AD [14], and RealNet [45], also perform well in multi-class settings. However, single-class methods like DRAEM [37], SimpleNet [27], CFA [21], and PyramidFlow [22] show significant performance gaps in multi-class anomaly detection and are not suitable for such tasks. Considering the training time, model parameters, and FLOPs shown in Fig. 2, InvAD, InvAD-lite, and ViTAD achieve a good balance of effectiveness and efficiency. RD, UniAD, and DeSTSeg also perform well in terms of both efficiency and effectiveness. On the other hand, methods like DiAD, PyramidFlow, CFLOW-AD, RD++, RealNet, MambaAD, and SimpleNet have significantly longer training times compared to other methods.

Convergence analysis. From Tab. 3 and Tab. 4, we analyze the convergence of different methods by comparing the results after training for 100 epochs and 300 epochs. The methods can be categorized into three groups: 1) Methods that show no significant improvement in performance after 300 epochs compared to 100 epochs, indicating rapid convergence within 100 epochs. These models include DRAEM [37], SimpleNet [27], CFA [21], PyramidFlow [22], ViTAD [40], InvAD-lite [42], RD++ [31], and DeSTSeg [44]. 2) Methods that show improvement with continued training on the VisA dataset but no improvement or a decline on the MVTEC AD dataset, indicating slower convergence on larger datasets. These models include RealNet and RD. 3) Methods that show significant improvement after 300 epochs compared to 100 epochs, indicating slower convergence. These models include CFLOW-AD [14], DiAD [16], InvAD [42], MambaAD [15], and UniAD [35].

Stability analysis. For current anomaly detection algorithms, most authors select the best epoch’s results as the model’s performance. However, this method of epoch selection is unscientific and may

indicate significant model instability. Therefore, we further analyze model stability using Tab. 3 and Tab. 4, comparing the results at 100 epochs and 300 epochs to identify any substantial differences. The results show that SimpleNet [27] and PyramidFlow [22] exhibit considerable differences, indicating poor model stability, while other methods do not show significant fluctuations.

Cross-domain dataset correlation. To analyze the adaptability of different methods across various datasets and the relationships and differences between different types of datasets, we employ Pearson correlation analysis to examine the correlations among these datasets. Specifically, we select four distinct datasets for analysis: MVTec AD [3], Uni-Medical [40], Real-IAD [32], and COCO-AD [42]. MVTec AD represents a fundamental industrial dataset, Uni-Medical consists of medical images from CT scans, Real-IAD is a large-scale multi-view industrial dataset from real-world scenarios, and COCO-AD is a large-scale panoptic segmentation dataset from real-life scenes. We evaluate four categories of methods using eight metrics: image and pixel mAU-ROC, mAP, mF1-max, region mAU-PRO, and segmentation mIoU-max. The results, as shown in Fig. 4, indicate that the COCO-AD and Uni-Medical datasets exhibit lower Pearson correlation coefficients due to significant differences in data distribution compared to general industrial datasets. Although the Pearson correlation coefficient between the Uni-Medical and Real-IAD datasets is relatively high, Tab. 5 and Tab. A11 in the Appendix reveal that this is because all methods perform poorly on these two datasets. Additionally, it is observed that the methods SimpleNet and DeSTSeg show considerable instability in their results across different datasets. This instability may be attributed to the inherent instability of the data augmentation algorithms they employ.

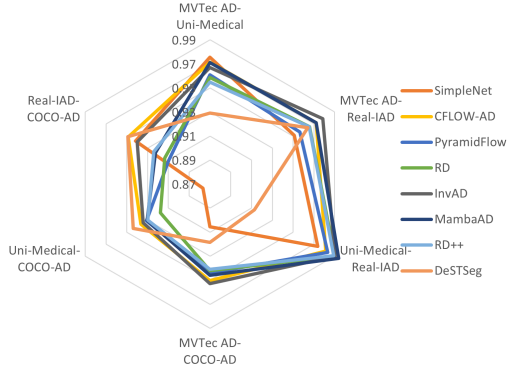


Figure 4: A Pearson correlation coefficient analysis for different methods on several datasets.

Training-free PatchCore PatchCore [29] does not require model training. It extracts all features from the training data, then selects a core subset and stores it in a Memory Bank. During testing, each test image is compared with the Memory Bank to compute an anomaly score. Because it stores the core subset of all normal features in the Memory Bank, PatchCore is only feasible for multi-class anomaly detection tasks on small-scale datasets. For large-scale datasets, it faces limitations due to insufficient GPU and memory resources. Although it achieves excellent results on the MVTec AD dataset, as shown in Tab. 1, its testing time is nearly a thousand times longer than other methods. In summary, PatchCore performs exceptionally well on small-scale datasets but is constrained by large-scale datasets and testing time.

Dataset Analysis The experimental results indicate that there is room for improvement in the VisA [47] and Real-IAD [32] datasets due to the very small defect areas, necessitating models with stronger capabilities for detecting minor defects. The MAD_Real and MAD_Sim [46] datasets, due to their small data volume and varying difficulty levels, result in similar performance across all models, particularly in the mF1-max metric. The Uni-Medical [40] dataset, consisting of images converted from CT scans, has a data distribution that significantly differs from other industrial datasets, suggesting the need for specialized detection networks tailored to medical datasets. COCO-AD [42], as a newly proposed large-scale dataset for general scenarios, presents high complexity. Current industrial AD networks are unable to achieve effective results on the COCO-AD dataset.

4.3 Challenges for Current VAD

Immature method. For challenging anomaly detection datasets such as MVTecLOCO, pose-agnostic MAD, and general-purpose COCO-AD, current methods perform poorly in a multi-class setting. Future research should focus on designing more robust methods to address this issue.

Efficiency. Most methods do not consider model complexity during design, resulting in high FLOPs. This issue becomes more pronounced when applied to real-world high-resolution scenarios. Incorporating lightweight characteristics in model design could be a potential solution.

Dataset scale. Mainstream datasets in the VAD field, such as MVTec AD and Real-IAD, are relatively small compared to those in detection and segmentation fields and are tailored to specific

industrial scenarios. This limitation could hinder technological development. Collecting larger-scale, general-scene AD datasets is crucial for the advancement of the VAD field.

VAD-specific metric. Metrics like mAU-ROC and mAP are not uniquely designed for the BAD field. Developing more reliable evaluation methods to better meet practical application needs is essential.

Augmentation and tricks In fields such as classification, detection, and segmentation, data augmentation and tricks are extremely important for model training. However, few studies explore their role in the AD field, potentially limiting model performance.

Model interpretability In many applications, understanding why a model detects a particular anomaly is crucial. Providing effective visualization tools to display detection results and the model’s decision-making process remains a challenge.

model generalization UAD involves multiple domains, and further research is needed to enhance model generalization and cross-domain application capabilities.

privacy preserving Protecting data privacy is a significant issue when handling sensitive data. Developing privacy-preserving anomaly detection methods is necessary to ensure data security during transmission and storage, preventing data breaches and tampering.

5 Conclusion and Discussion

This paper addresses the urgent need for a comprehensive and fair benchmark in the field of visual anomaly detection. We introduce a modular and scalable **ADer** framework designed to fairly facilitate the evaluation of fifteen advanced VAD methods across multiple mainstream datasets, ensuring a thorough and unbiased assessment of each method’s performance. Our extensive experiments reveal the strengths and weaknesses of different methods, providing valuable insights into their efficiency and training resource consumption. We also develop and open-source a GPU-assisted **ADEval** package to reduce the evaluation time, enabling extensive assessments. Experimental results highlight the challenges of various VAD methods and offer valuable insights for future research directions.

Limitations. While the ADer framework integrates multiple datasets, it may not cover all possible real-world application scenarios. We plan to incorporate existing and newly released datasets continuously. Although the evaluation metrics are quite comprehensive, they may not capture all aspects of performance, especially in highly specialized applications. We will continue to explore more suitable metrics for the VAD field.

Broader Impacts. The open-sourcing ADer can accelerate the development of new VAD technology for the open-source community and become a valuable resource for practitioners in the field.

References

- [1] S. Akçay, A. Atapour-Abarghouei, and T. P. Breckon. Ganomaly: Semi-supervised anomaly detection via adversarial training. In *ACCV*, 2019. 3
- [2] S. Akçay, A. Atapour-Abarghouei, and T. P. Breckon. Skip-ganomaly: Skip connected and adversarially trained encoder-decoder anomaly detection. In *IJCNN*, 2019. 3
- [3] P. Bergmann, M. Fauser, D. Sattlegger, and C. Steger. Mvtec ad—a comprehensive real-world dataset for unsupervised anomaly detection. In *CVPR*, 2019. 2, 4, 5, 6, 8, 13, 14, 18, 21, 22, 23, 24, 56, 57, 58, 59
- [4] P. Bergmann, M. Fauser, D. Sattlegger, and C. Steger. Uninformed students: Student-teacher anomaly detection with discriminative latent embeddings. In *CVPR*, 2020. 3, 4
- [5] P. Bergmann, K. Batzner, M. Fauser, D. Sattlegger, and C. Steger. Beyond dents and scratches: Logical constraints in unsupervised anomaly detection and localization. *IJCV*, 2022. 4, 5, 13, 14, 18, 28, 29, 63, 64
- [6] P. Bergmann, X. Jin, D. Sattlegger, and C. Steger. The mvtec 3d-ad dataset for unsupervised 3d anomaly detection and localization. In *VISIGRAPP*, 2022. 4, 5, 13, 14, 18, 25, 26, 27, 60, 61, 62
- [7] Y. Cao, X. Xu, J. Zhang, Y. Cheng, X. Huang, G. Pang, and W. Shen. A survey on visual anomaly detection: Challenge, approach, and prospect. *arXiv preprint arXiv:2401.16402*, 2024. 1

- [8] M. Caron, H. Touvron, I. Misra, H. Jégou, J. Mairal, P. Bojanowski, and A. Joulin. Emerging properties in self-supervised vision transformers. In *ICCV*, 2021. 3
- [9] A. De Nardin, P. Mishra, G. L. Foresti, and C. Piciarelli. Masked transformer for image anomaly localization. *IJNS*, 2022. 3
- [10] H. Deng and X. Li. Anomaly detection via reverse distillation from one-class embedding. In *CVPR*, 2022. 3, 4, 6, 7, 14, 15, 16, 17, 18, 19, 20, 21, 22, 23, 24, 25, 26, 27, 28, 29, 30, 31, 32, 33, 34, 35, 36, 37, 38, 39, 40, 41, 42, 43, 44, 45, 46, 47, 48, 49, 50, 51, 52, 53, 54, 55, 56, 57, 58, 59, 60, 61, 62, 63, 64, 65, 66, 67, 68, 69, 70, 71, 72, 73, 74, 75, 76, 77, 78, 79, 80
- [11] J. Deng, W. Dong, R. Socher, L.-J. Li, K. Li, and L. Fei-Fei. Imagenet: A large-scale hierarchical image database. In *CVPR*, 2009. 3
- [12] A. Dosovitskiy, L. Beyer, A. Kolesnikov, D. Weissenborn, X. Zhai, T. Unterthiner, M. Dehghani, M. Minderer, G. Heigold, S. Gelly, J. Uszkoreit, and N. Houlsby. An image is worth 16x16 words: Transformers for image recognition at scale. In *ICLR*, 2021. 3
- [13] Z. Gu, L. Liu, X. Chen, R. Yi, J. Zhang, Y. Wang, C. Wang, A. Shu, G. Jiang, and L. Ma. Remembering normality: Memory-guided knowledge distillation for unsupervised anomaly detection. In *ICCV*, 2023. 3
- [14] D. Gudovskiy, S. Ishizaka, and K. Kozuka. Cflow-ad: Real-time unsupervised anomaly detection with localization via conditional normalizing flows. In *CACV*, 2022. 3, 4, 6, 7, 14, 15, 16, 17, 18, 19, 20, 21, 22, 23, 24, 25, 26, 27, 28, 29, 30, 31, 32, 33, 34, 35, 36, 37, 38, 39, 40, 41, 42, 43, 44, 45, 46, 47, 48, 49, 50, 51, 52, 53, 54, 55, 56, 57, 58, 59, 60, 61, 62, 63, 64, 65, 66, 67, 68, 69, 70, 71, 72, 73, 74, 75, 76, 77, 78, 79, 80
- [15] H. He, Y. Bai, J. Zhang, Q. He, H. Chen, Z. Gan, C. Wang, X. Li, G. Tian, and L. Xie. Mambaad: Exploring state space models for multi-class unsupervised anomaly detection. *arXiv*, 2024. 4, 6, 7, 14, 15, 16, 17, 18, 19, 20, 21, 22, 23, 24, 25, 26, 27, 28, 29, 30, 31, 32, 33, 34, 35, 36, 37, 38, 39, 40, 41, 42, 43, 44, 45, 46, 47, 48, 49, 50, 51, 52, 53, 54, 55, 56, 57, 58, 59, 60, 61, 62, 63, 64, 65, 66, 67, 68, 69, 70, 71, 72, 73, 74, 75, 76, 77, 78, 79, 80
- [16] H. He, J. Zhang, H. Chen, X. Chen, Z. Li, X. Chen, Y. Wang, C. Wang, and L. Xie. A diffusion-based framework for multi-class anomaly detection. In *AAAI*, 2024. 3, 4, 6, 7, 14, 15, 16, 17, 18, 19, 20, 21, 22, 23, 24, 25, 26, 27, 28, 29, 30, 31, 32, 33, 34, 35, 36, 37, 38, 39, 40, 41, 42, 43, 44, 45, 46, 47, 48, 49, 50, 51, 52, 53, 54, 55, 56, 57, 58, 59, 60, 61, 62, 63, 64, 65, 66, 67, 68, 69, 70, 71, 72, 73, 74, 75, 76, 77, 78, 79, 80
- [17] K. He, X. Zhang, S. Ren, and J. Sun. Deep residual learning for image recognition. In *CVPR*, 2016. 3
- [18] K. He, X. Chen, S. Xie, Y. Li, P. Dollár, and R. Girshick. Masked autoencoders are scalable vision learners. In *CVPR*, 2022. 3
- [19] T. Hu, J. Zhang, R. Yi, Y. Du, X. Chen, L. Liu, Y. Wang, and C. Wang. Anomalydiffusion: Few-shot anomaly image generation with diffusion model. In *AAAI*, 2024. 3
- [20] S. Jezek, M. Jonak, R. Burget, P. Dvorak, and M. Skotak. Deep learning-based defect detection of metal parts: evaluating current methods in complex conditions. In *ICUMT*, 2021. 4, 5, 13, 15, 19, 35, 36, 70, 71
- [21] S. Lee, S. Lee, and B. C. Song. Cfa: Coupled-hypersphere-based feature adaptation for target-oriented anomaly localization. *IEEE Access*, 2022. 4, 6, 7, 14, 15, 16, 17, 18, 19, 20, 21, 22, 23, 24, 25, 26, 27, 28, 29, 30, 31, 32, 33, 34, 35, 36, 37, 38, 39, 40, 41, 42, 43, 44, 45, 46, 47, 48, 49, 50, 51, 52, 53, 54, 55, 56, 57, 58, 59, 60, 61, 62, 63, 64, 65, 66, 67, 68, 69, 70, 71, 72, 73, 74, 75, 76, 77, 78, 79, 80
- [22] J. Lei, X. Hu, Y. Wang, and D. Liu. Pyramidflow: High-resolution defect contrastive localization using pyramid normalizing flow. In *CVPR*, 2023. 3, 4, 6, 7, 8, 14, 15, 16, 17, 18, 19, 20, 21, 22, 23, 24, 25, 26, 27, 28, 29, 30, 31, 32, 33, 34, 35, 36, 37, 38, 39, 40, 41, 42, 43, 44, 45, 46, 47, 48, 49, 50, 51, 52, 53, 54, 55, 56, 57, 58, 59, 60, 61, 62, 63, 64, 65, 66, 67, 68, 69, 70, 71, 72, 73, 74, 75, 76, 77, 78, 79, 80

- [23] C.-L. Li, K. Sohn, J. Yoon, and T. Pfister. Cutpaste: Self-supervised learning for anomaly detection and localization. In *CVPR*, 2021. 3
- [24] Y. Liang, J. Zhang, S. Zhao, R. Wu, Y. Liu, and S. Pan. Omni-frequency channel-selection representations for unsupervised anomaly detection. *TIP*, 2023. 3
- [25] J. Liu, G. Xie, J. Wang, S. Li, C. Wang, F. Zheng, and Y. Jin. Deep industrial image anomaly detection: A survey. *MIR*, 2024. 1
- [26] Z. Liu, Y. Lin, Y. Cao, H. Hu, Y. Wei, Z. Zhang, S. Lin, and B. Guo. Swin transformer: Hierarchical vision transformer using shifted windows. In *ICCV*, 2021. 3
- [27] Z. Liu, Y. Zhou, Y. Xu, and Z. Wang. Simplenet: A simple network for image anomaly detection and localization. In *CVPR*, 2023. 3, 4, 6, 7, 8, 14, 15, 16, 17, 18, 19, 20, 21, 22, 23, 24, 25, 26, 27, 28, 29, 30, 31, 32, 33, 34, 35, 36, 37, 38, 39, 40, 41, 42, 43, 44, 45, 46, 47, 48, 49, 50, 51, 52, 53, 54, 55, 56, 57, 58, 59, 60, 61, 62, 63, 64, 65, 66, 67, 68, 69, 70, 71, 72, 73, 74, 75, 76, 77, 78, 79, 80
- [28] P. Mishra, R. Verk, D. Fornasier, C. Piciarelli, and G. L. Foresti. Vt-adl: A vision transformer network for image anomaly detection and localization. In *ISIE*, 2021. 4, 5, 13, 15, 19, 34, 69
- [29] K. Roth, L. Pemula, J. Zepeda, B. Schölkopf, T. Brox, and P. Gehler. Towards total recall in industrial anomaly detection. In *CVPR*, 2022. 3, 4, 6, 7, 8, 14, 15, 16, 21, 22, 23, 24, 25, 26, 27, 28, 29, 34, 35, 36, 37, 38, 39, 56, 57, 58, 59, 60, 61, 62, 63, 64, 69, 70, 71, 72, 73, 74
- [30] M. Tan and Q. Le. Efficientnet: Rethinking model scaling for convolutional neural networks. In *ICML*, 2019. 3
- [31] T. D. Tien, A. T. Nguyen, N. H. Tran, T. D. Huy, S. Duong, C. D. T. Nguyen, and S. Q. Truong. Revisiting reverse distillation for anomaly detection. In *CVPR*, 2023. 3, 4, 6, 7, 14, 15, 16, 17, 18, 19, 20, 21, 22, 23, 24, 25, 26, 27, 28, 29, 30, 31, 32, 33, 34, 35, 36, 37, 38, 39, 40, 41, 42, 43, 44, 45, 46, 47, 48, 49, 50, 51, 52, 53, 54, 55, 56, 57, 58, 59, 60, 61, 62, 63, 64, 65, 66, 67, 68, 69, 70, 71, 72, 73, 74, 75, 76, 77, 78, 79, 80
- [32] C. Wang, W. Zhu, B.-B. Gao, Z. Gan, J. Zhang, Z. Gu, S. Qian, M. Chen, and L. Ma. Real-riad: A real-world multi-view dataset for benchmarking versatile industrial anomaly detection. In *CVPR*, 2024. 1, 2, 4, 5, 7, 8, 13, 16, 46, 47, 48, 49, 50, 51, 52, 53
- [33] S. Wang, L. Wu, L. Cui, and Y. Shen. Glancing at the patch: Anomaly localization with global and local feature comparison. In *CVPR*, 2021. 3
- [34] W. Wang, E. Xie, X. Li, D.-P. Fan, K. Song, D. Liang, T. Lu, P. Luo, and L. Shao. Pyramid vision transformer: A versatile backbone for dense prediction without convolutions. In *ICCV*, 2021. 3
- [35] Z. You, L. Cui, Y. Shen, K. Yang, X. Lu, Y. Zheng, and X. Le. A unified model for multi-class anomaly detection. *NeurIPS*, 2022. 3, 4, 5, 6, 7, 14, 15, 16, 17, 18, 19, 20, 21, 22, 23, 24, 25, 26, 27, 28, 29, 30, 31, 32, 33, 34, 35, 36, 37, 38, 39, 40, 41, 42, 43, 44, 45, 46, 47, 48, 49, 50, 51, 52, 53, 54, 55, 56, 57, 58, 59, 60, 61, 62, 63, 64, 65, 66, 67, 68, 69, 70, 71, 72, 73, 74, 75, 76, 77, 78, 79, 80
- [36] S. Zagoruyko and N. Komodakis. Wide residual networks. In *BMVC*, 2016. 3
- [37] V. Zavrtanik, M. Kristan, and D. Skočaj. Draem-a discriminatively trained reconstruction embedding for surface anomaly detection. In *ICCV*, 2021. 3, 4, 6, 7, 14, 15, 16, 17, 18, 19, 20, 21, 22, 23, 24, 25, 26, 27, 28, 29, 30, 31, 32, 33, 34, 35, 36, 37, 38, 39, 40, 41, 42, 43, 44, 45, 46, 47, 48, 49, 50, 51, 52, 53, 54, 55, 56, 57, 58, 59, 60, 61, 62, 63, 64, 65, 66, 67, 68, 69, 70, 71, 72, 73, 74, 75, 76, 77, 78, 79, 80
- [38] G. Zhang, K. Cui, T.-Y. Hung, and S. Lu. Defect-gan: High-fidelity defect synthesis for automated defect inspection. In *CACV*, 2021. 3
- [39] J. Zhang, C. Xu, J. Li, W. Chen, Y. Wang, Y. Tai, S. Chen, C. Wang, F. Huang, and Y. Liu. Analogous to evolutionary algorithm: Designing a unified sequence model. *NeurIPS*, 2021. 3

- [40] J. Zhang, X. Chen, Y. Wang, C. Wang, Y. Liu, X. Li, M.-H. Yang, and D. Tao. Exploring plain vit reconstruction for multi-class unsupervised anomaly detection. *arXiv preprint arXiv:2312.07495*, 2023. 1, 2, 3, 4, 5, 6, 7, 8, 13, 14, 15, 16, 17, 18, 19, 20, 21, 22, 23, 24, 25, 26, 27, 28, 29, 30, 31, 32, 33, 34, 35, 36, 37, 38, 39, 40, 41, 42, 43, 44, 45, 46, 47, 48, 49, 50, 51, 52, 53, 54, 55, 56, 57, 58, 59, 60, 61, 62, 63, 64, 65, 66, 67, 68, 69, 70, 71, 72, 73, 74, 75, 76, 77, 78, 79, 80
- [41] J. Zhang, X. Li, J. Li, L. Liu, Z. Xue, B. Zhang, Z. Jiang, T. Huang, Y. Wang, and C. Wang. Rethinking mobile block for efficient attention-based models. In *ICCV*, 2023. 3
- [42] J. Zhang, X. Li, G. Tian, Z. Xue, Y. Liu, G. Pang, and D. Tao. Learning feature inversion for multi-class unsupervised anomaly detection under general-purpose coco-ad benchmark. *arXiv*, 2024. 1, 2, 3, 4, 5, 6, 7, 8, 13, 14, 15, 16, 17, 18, 19, 20, 21, 22, 23, 24, 25, 26, 27, 28, 29, 30, 31, 32, 33, 34, 35, 36, 37, 38, 39, 40, 41, 42, 43, 44, 45, 46, 47, 48, 49, 50, 51, 52, 53, 54, 55, 56, 57, 58, 59, 60, 61, 62, 63, 64, 65, 66, 67, 68, 69, 70, 71, 72, 73, 74, 75, 76, 77, 78, 79, 80
- [43] J. Zhang, X. Li, Y. Wang, C. Wang, Y. Yang, Y. Liu, and D. Tao. Eatformer: Improving vision transformer inspired by evolutionary algorithm. *IJCV*, 2024. 3
- [44] X. Zhang, S. Li, X. Li, P. Huang, J. Shan, and T. Chen. Destseg: Segmentation guided denoising student-teacher for anomaly detection. In *CVPR*, 2023. 3, 4, 6, 7, 14, 15, 16, 17, 18, 19, 20, 21, 22, 23, 24, 25, 26, 27, 28, 29, 30, 31, 32, 33, 34, 35, 36, 37, 38, 39, 40, 41, 42, 43, 44, 45, 46, 47, 48, 49, 50, 51, 52, 53, 54, 55, 56, 57, 58, 59, 60, 61, 62, 63, 64, 65, 66, 67, 68, 69, 70, 71, 72, 73, 74, 75, 76, 77, 78, 79, 80
- [45] X. Zhang, M. Xu, and X. Zhou. Realnet: A feature selection network with realistic synthetic anomaly for anomaly detection. In *CVPR*, 2024. 4, 6, 7, 14, 15, 18, 19, 21, 22, 23, 24, 30, 31, 32, 33, 34, 35, 36, 56, 57, 58, 59, 65, 66, 67, 68, 69, 70, 71
- [46] Q. Zhou, W. Li, L. Jiang, G. Wang, G. Zhou, S. Zhang, and H. Zhao. Pad: A dataset and benchmark for pose-agnostic anomaly detection. *NeurIPS*, 2024. 4, 5, 8, 13, 16, 19, 20, 37, 38, 39, 40, 41, 42, 43, 44, 72, 73, 74, 75, 76, 77, 78, 79
- [47] Y. Zou, J. Jeong, L. Pemula, D. Zhang, and O. Dabeer. Spot-the-difference self-supervised pre-training for anomaly detection and segmentation. In *ECCV*, 2022. 2, 4, 5, 6, 8, 13, 15, 19, 30, 31, 32, 33, 65, 66, 67, 68

Overview

The supplementary material presents the following sections to strengthen the main manuscript:

- **Sec. A** shows the average quantitative results on various datasets under 100 epochs.
- **Sec. B** shows the average quantitative results on various datasets under 300 epochs.
- **Sec. C** shows the specific quantitative results for each class under 100 epochs on MVTEC AD [3] dataset.
- **Sec. D** shows the specific quantitative results for each class under 100 epochs on MVTEC AD 3D [6] dataset.
- **Sec. E** shows the specific quantitative results for each class under 100 epochs on MVTEC LOCO-AD [5] dataset.
- **Sec. F** shows the specific quantitative results for each class under 100 epochs on VisA [47] dataset.
- **Sec. G** shows the specific quantitative results for each class under 100 epochs on BTAD [28] dataset.
- **Sec. H** shows the specific quantitative results for each class under 100 epochs on MPDD [20] dataset.
- **Sec. I** shows the specific quantitative results for each class under 100 epochs on MAD_Real [46] dataset.
- **Sec. J** shows the specific quantitative results for each class under 100 epochs on MAD_Sim [46] dataset.
- **Sec. K** shows the specific quantitative results for each class under 100 epochs on Uni-Medical [40] dataset.
- **Sec. L** shows the specific quantitative results for each class under 100 epochs on Real-IAD [32] dataset.
- **Sec. M** shows the specific quantitative results for each class under 100 epochs on COCO-AD [42] dataset.
- **Sec. N** shows the specific quantitative results for each class under 300 epochs on MVTEC AD [3] dataset.
- **Sec. O** shows the specific quantitative results for each class under 300 epochs on MVTEC AD 3D [6] dataset.
- **Sec. P** shows the specific quantitative results for each class under 300 epochs on MVTEC LOCO-AD [5] dataset.
- **Sec. Q** shows the specific quantitative results for each class under 300 epochs on VisA [47] dataset.
- **Sec. R** shows the specific quantitative results for each class under 300 epochs on BTAD [28] dataset.
- **Sec. S** shows the specific quantitative results for each class under 300 epochs on MPDD [20] dataset.
- **Sec. T** shows the specific quantitative results for each class under 300 epochs on MAD_Real [46] dataset.
- **Sec. U** shows the specific quantitative results for each class under 300 epochs on MAD_Sim [46] dataset.
- **Sec. V** shows the specific quantitative results for each class under 300 epochs on Uni-Medical [40] dataset.

A Detailed Quantitative Results on All Dataset Under 100 epochs

Table A1: Benchmarked results on MVTEC AD dataset [3] by the suggested metrics in Sec. 3.3.

	Method	Image-level			Pixel-level			mAU-PRO	mIoU-max	mAD
		mAU-ROC	mAP	mF ₁ -max	mAU-ROC	mAP	mF ₁ -max			
Aug.	DRAEM [37]	54.5	76.3	83.6	47.6	3.2	6.7	14.3	3.5	44.7
	SimpleNet [27]	95.4	98.3	95.7	96.8	48.8	51.9	86.9	36.4	83.8
	RealNet [45]	84.8	94.1	90.9	72.6	48.2	41.4	56.8	28.8	72.3
Emb.	CFA [21]	57.6	78.3	84.7	54.8	11.9	14.7	25.3	8.9	50.1
	PatchCore [29]	98.8	99.5	98.4	98.3	<u>59.9</u>	<u>61.0</u>	<u>94.2</u>	<u>44.9</u>	88.6
	CFLOW-AD [14]	91.6	96.7	93.4	95.7	45.9	48.6	88.3	33.2	81.8
	PyramidalFlow [22]	70.2	85.5	85.5	80.0	22.3	22.0	47.5	12.8	61.7
	RD [10]	93.6	97.2	95.6	95.8	48.2	53.6	91.2	37.0	83.8
Rec.	DiAD [16]	88.9	95.8	93.5	89.3	27.0	32.5	63.9	21.1	70.1
	ViTAD [40]	<u>98.3</u>	<u>99.3</u>	<u>97.3</u>	<u>97.6</u>	55.2	58.4	92.0	42.3	87.1
	InvAD [42]	98.1	99.0	<u>97.6</u>	<u>98.0</u>	<u>56.3</u>	<u>59.2</u>	94.4	<u>42.8</u>	<u>87.6</u>
	InvAD-lite [42]	97.9	<u>99.2</u>	96.8	97.3	54.4	57.8	93.3	41.4	86.8
	MambaAD [15]	97.8	<u>99.3</u>	<u>97.3</u>	97.4	55.1	57.6	93.4	41.2	87.0
	UniAD [35]	92.5	97.3	<u>95.4</u>	95.8	42.7	48.0	89.3	32.5	82.0
Hybrid	RD++ [31]	97.9	98.8	96.4	97.3	54.7	58.0	93.2	41.5	86.8
	DesTSeg [44]	96.4	98.6	96.2	92.0	71.1	68.2	83.4	52.8	<u>87.9</u>

Table A2: Benchmarked results on MVTEC 3D dataset [6] by the suggested metrics in Sec. 3.3.

	Method	Image-level			Pixel-level			mAU-PRO	mIoU-max	mAD
		mAU-ROC	mAP	mF ₁ -max	mAU-ROC	mAP	mF ₁ -max			
Aug.	DRAEM [37]	55.7	81.8	88.8	46.6	0.8	1.9	21.9	1.0	46.6
	SimpleNet [27]	75.8	92.3	90.4	94.7	17.3	23.4	81.0	13.9	70.1
	CFA [21]	67.1	89.3	89.6	71.6	9.7	16.1	43.2	9.3	58.6
Emb.	PatchCore [29]	84.1	<u>95.1</u>	92.5	<u>98.6</u>	33.7	38.5	<u>94.4</u>	24.5	78.4
	CFLOW-AD [14]	73.1	91.0	90.2	96.8	21.6	26.6	89.0	15.8	71.6
	PyramidalFlow [22]	58.7	85.6	88.6	90.8	7.2	12.0	74.9	6.4	61.9
	RD [10]	75.8	91.2	91.5	98.4	29.6	35.5	93.9	22.2	75.3
	DiAD [16]	75.4	91.0	90.9	91.7	5.3	10.2	74.9	5.4	62.8
Rec.	ViTAD [40]	79.6	93.4	91.6	98.0	27.2	33.3	91.6	20.4	75.4
	InvAD [42]	86.9	96.2	93.3	98.7	37.4	42.4	95.2	<u>27.4</u>	80.3
	InvAD-lite [42]	84.7	<u>95.6</u>	<u>92.6</u>	<u>98.6</u>	<u>38.3</u>	<u>41.9</u>	<u>94.2</u>	<u>26.9</u>	<u>79.6</u>
	MambaAD [15]	84.1	<u>95.1</u>	<u>92.2</u>	<u>98.6</u>	36.9	40.8	<u>94.2</u>	25.9	79.0
	UniAD [35]	75.3	92.1	90.3	96.6	21.2	27.9	88.9	16.7	72.3
	RD++ [31]	81.8	93.9	<u>92.8</u>	<u>98.5</u>	34.4	39.6	94.1	25.2	78.1
Hybrid	DesTSeg [44]	79.1	93.8	90.7	81.1	41.3	42.7	64.0	28.4	72.6

Table A3: Benchmarked results on MVTEC LOCO dataset [5] by the suggested metrics in Sec. 3.3.

	Method	Image-level			Pixel-level			mAU-PRO	mIoU-max	mAD
		mAU-ROC	mAP	mF ₁ -max	mAU-ROC	mAP	mF ₁ -max			
Aug.	DRAEM [37]	52.5	65.4	77.6	46.7	4.5	10.4	12.4	5.6	41.8
	SimpleNet [27]	81.6	88.5	82.9	76.5	29.0	<u>32.7</u>	63.8	<u>21.2</u>	67.4
	CFA [21]	66.5	78.6	77.9	58.5	14.2	16.3	31.1	9.1	52.2
Emb.	PatchCore [29]	80.5	<u>89.0</u>	<u>81.5</u>	75.1	29.9	31.8	<u>69.9</u>	20.4	<u>67.7</u>
	CFLOW-AD [14]	75.1	84.2	79.8	70.7	25.0	27.9	69.5	17.3	64.0
	PyramidalFlow [22]	53.4	69.3	77.5	57.7	15.0	14.5	25.7	8.0	47.5
	RD [10]	74.6	85.3	78.9	70.7	21.0	26.1	67.7	15.8	63.0
	DiAD [16]	71.3	79.5	80.9	71.8	19.0	24.8	48.4	14.9	56.5
Rec.	ViTAD [40]	76.4	85.2	79.6	73.4	28.7	31.2	63.1	19.8	64.8
	InvAD [42]	82.0	89.9	<u>82.0</u>	<u>76.4</u>	<u>31.1</u>	34.8	73.0	23.1	69.2
	InvAD-lite [42]	79.4	87.8	80.9	<u>75.8</u>	28.5	32.2	69.4	20.6	67.1
	MambaAD [15]	75.8	85.5	81.0	76.5	28.8	32.5	<u>70.2</u>	20.6	66.4
	UniAD [35]	73.2	82.1	79.6	73.1	<u>30.7</u>	<u>33.4</u>	64.7	<u>21.6</u>	64.4
	RD++ [31]	76.4	86.8	79.2	71.5	24.3	28.3	68.8	17.6	64.5
Hybrid	DesTSeg [44]	77.9	86.7	81.3	64.1	35.2	30.5	53.4	20.3	63.9

Table A4: Benchmarked results on VisA dataset [47] by the suggested metrics in Sec. 3.3.

	Method	Image-level			Pixel-level			mAU-PRO	mIoU-max	mAD	
		mAU-ROC	mAP	mF_1 -max	mAU-ROC	mAP	mF_1 -max				
Avg	Aug.	DRAEM [37]	55.1	62.4	72.9	37.5	0.6	1.7	10.0	0.9	38.0
		SimpleNet [27]	86.4	89.1	82.8	96.6	34.0	37.8	79.2	25.7	74.0
		RealNet [45]	71.4	79.5	74.7	61.0	25.7	22.6	27.4	13.5	54.7
	Emb.	CFA [21]	66.3	74.3	74.2	81.3	22.1	26.2	50.8	17.0	58.4
		CFLOW-AD [14]	86.5	88.8	84.9	97.7	33.9	37.2	86.8	24.9	75.3
		PyramidalFlow [22]	58.2	66.3	74.4	77.0	7.2	9.6	42.8	5.6	50.2
	Rec.	RD [10]	90.6	90.9	89.3	98.0	35.4	42.5	91.9	27.9	78.6
		DiAD [16]	84.8	88.5	86.9	82.5	17.9	23.2	44.5	14.9	61.2
		ViTAD [40]	90.4	91.1	86.0	98.2	36.4	41.0	85.7	27.5	77.2
		InvAD [42]	95.4	95.7	91.6	98.9	43.3	46.8	93.1	32.5	82.4
		InvAD-lite [42]	94.9	95.2	90.7	98.6	40.2	44.0	93.1	29.8	81.3
		MambaAD [15]	94.5	94.9	90.2	98.4	39.3	43.7	92.1	29.5	80.8
	Hybrid	UniAD [35]	89.0	91.0	85.8	98.3	34.5	39.6	86.5	26.4	76.7
		RD++ [31]	93.9	94.7	90.2	98.4	42.3	46.3	91.9	31.2	81.3
		DesTSeg [44]	89.9	91.4	86.7	86.7	46.6	47.2	61.1	32.7	74.9

Table A5: Benchmarked results on BTAD dataset [28] by the suggested metrics in Sec. 3.3.

	Method	Image-level			Pixel-level			mAU-PRO	mIoU-max	mAD	
		mAU-ROC	mAP	mF_1 -max	mAU-ROC	mAP	mF_1 -max				
Avg	Aug.	DRAEM [37]	71.3	78.5	78.0	49.0	3.7	6.5	16.2	3.4	47.4
		SimpleNet [27]	93.2	97.3	93.3	96.3	41.5	44.3	69.8	28.6	78.8
		RealNet [45]	89.7	95.3	92.8	84.0	48.1	52.7	53.4	36.6	76.1
	Emb.	CFA [21]	92.7	97.5	93.5	96.3	47.4	50.2	69.5	33.6	80.2
		PatchCore [29]	94.4	98.2	94.6	97.5	55.0	54.9	76.0	38.0	83.3
		CFLOW-AD [14]	91.2	94.8	88.3	96.8	45.6	50.1	72.7	33.8	78.9
		PyramidalFlow [22]	87.0	83.1	81.0	90.9	29.6	26.9	64.1	18.3	68.3
	Rec.	RD [10]	94.4	96.6	94.0	98.1	59.6	59.2	80.7	42.1	84.7
		DiAD [16]	90.1	88.4	92.6	91.7	19.6	26.7	70.4	15.7	68.5
		ViTAD [40]	93.6	96.8	93.3	97.6	59.2	56.7	73.2	40.1	83.1
		InvAD [42]	96.1	97.8	94.3	98.1	62.6	61.4	80.9	44.3	85.9
		InvAD-lite [42]	93.1	97.4	94.6	97.9	59.2	59.7	78.6	42.6	84.4
		MambaAD [15]	93.1	96.1	92.5	97.7	52.5	56.0	78.2	39.0	82.5
	Hybrid	UniAD [35]	94.8	98.3	94.2	97.2	50.3	53.8	78.8	36.9	82.9
		RD++ [31]	94.6	97.8	94.1	98.0	59.6	59.8	79.0	42.8	84.8
DesTSeg [44]		92.8	95.9	92.3	92.2	34.8	44.3	70.0	29.0	77.0	

Table A6: Benchmarked results on MPDD dataset [20] by the suggested metrics in Sec. 3.3.

	Method	Image-level			Pixel-level			mAU-PRO	mIoU-max	mAD	
		mAU-ROC	mAP	mF_1 -max	mAU-ROC	mAP	mF_1 -max				
Avg	Aug.	DRAEM [37]	35.6	53.3	72.5	42.1	2.2	4.6	19.0	2.5	35.4
		SimpleNet [27]	88.4	92.0	87.9	96.5	32.0	34.6	89.0	24.5	76.2
		RealNet [45]	85.1	90.2	88.3	83.3	36.1	39.6	68.1	28.2	72.3
	Emb.	CFA [21]	81.6	87.7	85.7	84.9	19.6	22.9	53.5	16.6	65.1
		PatchCore [29]	94.6	96.9	93.4	98.9	46.1	47.6	95.7	35.0	83.5
		CFLOW-AD [14]	75.7	80.1	81.7	96.8	26.3	28.0	89.5	20.1	69.7
		PyramidalFlow [22]	73.6	77.0	79.4	94.1	21.1	17.8	77.2	10.4	64.6
	Rec.	RD [10]	91.3	93.6	91.8	98.3	40.4	41.8	95.5	31.4	80.6
		DiAD [16]	68.3	77.9	80.1	90.4	10.9	13.1	66.1	8.2	58.1
		ViTAD [40]	87.8	90.5	88.0	97.7	35.2	37.4	92.8	27.7	77.3
		InvAD [42]	93.7	93.9	93.0	98.2	42.4	45.7	94.8	34.0	81.9
		InvAD-lite [42]	90.9	92.9	89.5	98.0	39.7	42.6	94.0	30.9	79.8
		MambaAD [15]	88.7	93.2	90.8	97.5	33.6	38.1	92.3	26.8	78.1
	Hybrid	UniAD [35]	70.5	76.0	78.0	93.9	13.7	19.9	79.7	12.5	63.3
		RD++ [31]	90.2	93.3	90.5	98.5	43.0	44.1	95.5	33.6	80.8
DesTSeg [44]		91.3	90.8	90.2	82.0	32.6	34.6	63.3	25.6	71.9	

Table A7: Benchmarked results on MAD_Real dataset [46] by the suggested metrics in Sec. 3.3.

	Method	Image-level			Pixel-level			mAU-PRO	mIoU-max	mAD
		mAU-ROC	mAP	mF1-max	mAU-ROC	mAP	mF1-max			
Aug.	DRAEM [37]	59.1	88.1	90.4	49.4	0.6	1.7	22.3	0.8	48.9
	SimpleNet [27]	47.8	81.9	90.7	83.1	5.4	11.6	59.8	6.3	56.7
Emb.	CFA [21]	49.3	81.7	91.4	83.3	10.5	15.2	64.2	8.7	58.7
	PatchCore [29]	59.7	84.8	<u>93.5</u>	95.4	<u>20.2</u>	27.3	85.5	<u>16.6</u>	68.2
	CFLOW-AD [14]	<u>59.8</u>	<u>86.0</u>	91.2	<u>90.9</u>	<u>10.7</u>	<u>15.4</u>	<u>74.4</u>	<u>8.8</u>	<u>63.4</u>
	PyramidalFlow [22]	52.1	83.6	90.3	88.4	5.0	9.4	68.2	5.1	59.0
	RD [10]	55.5	85.8	90.6	87.0	8.2	12.8	67.8	7.2	60.6
Avg. Rec.	DiAD [16]	49.9	85.1	90.8	87.7	2.9	6.8	67.4	3.6	55.8
	ViTAD [40]	47.0	81.3	90.2	87.3	4.5	9.3	66.6	5.0	57.4
	InvAD [42]	66.5	<u>87.7</u>	93.8	88.3	22.1	<u>26.2</u>	<u>73.2</u>	16.8	<u>67.6</u>
	InvAD-lite [42]	<u>60.4</u>	84.3	92.2	88.2	9.0	14.3	72.9	8.1	62.5
	MambaAD [15]	56.2	84.3	90.3	87.8	7.5	12.8	68.5	7.2	60.5
Hybrid	UniAD [35]	47.6	81.3	90.4	88.2	5.8	10.6	68.6	5.8	58.2
	RD++ [31]	54.7	83.9	<u>92.3</u>	<u>88.5</u>	9.4	14.9	70.4	8.5	61.4
	DesTSeg [44]	45.4	80.3	90.7	72.7	5.0	8.2	48.3	4.5	52.8

Table A8: Benchmarked results on MAD_Sim dataset [46] by the suggested metrics in Sec. 3.3.

	Method	Image-level			Pixel-level			mAU-PRO	mIoU-max	mAD
		mAU-ROC	mAP	mF1-max	mAU-ROC	mAP	mF1-max			
Aug.	DRAEM [37]	49.5	88.3	<u>93.8</u>	48.4	0.8	1.5	24.5	0.7	48.0
	SimpleNet [27]	58.9	91.7	<u>93.8</u>	85.5	4.2	8.0	63.9	4.2	60.9
Emb.	CFA [21]	56.4	91.1	<u>93.8</u>	76.6	4.2	8.7	54.7	4.6	58.2
	CFLOW-AD [14]	55.8	90.6	<u>93.8</u>	86.9	3.4	5.2	63.9	2.7	60.0
	PyramidalFlow [22]	50.8	88.9	<u>93.8</u>	82.0	2.3	4.8	58.8	2.5	57.4
	RD [10]	58.6	91.7	<u>93.8</u>	88.3	4.7	8.5	<u>74.2</u>	4.5	62.6
	DiAD [16]	<u>65.7</u>	<u>93.3</u>	94.1	87.2	3.9	7.9	60.1	4.2	58.9
Avg. Rec.	ViTAD [40]	58.5	91.5	<u>93.8</u>	89.0	5.0	<u>9.5</u>	73.5	<u>5.0</u>	62.8
	InvAD [42]	70.4	94.6	<u>93.9</u>	90.5	8.8	<u>15.7</u>	79.3	8.6	67.4
	InvAD-lite [42]	64.7	<u>93.3</u>	<u>93.8</u>	<u>89.4</u>	<u>6.4</u>	<u>11.2</u>	<u>76.1</u>	<u>6.0</u>	<u>64.9</u>
	MambaAD [15]	63.0	<u>92.9</u>	<u>93.8</u>	88.3	5.2	9.4	73.3	<u>5.0</u>	<u>63.6</u>
	UniAD [35]	54.2	90.0	<u>93.8</u>	88.1	3.5	6.8	71.8	<u>3.5</u>	60.9
Hybrid	RD++ [31]	59.3	91.7	<u>93.8</u>	88.3	4.6	8.5	73.8	4.4	62.7
	DesTSeg [44]	57.9	91.8	<u>93.8</u>	54.5	<u>6.2</u>	7.7	35.8	4.1	53.6

Table A9: Benchmarked results on Uni-Medical dataset [40] by the suggested metrics in Sec. 3.3.

	Method	Image-level			Pixel-level			mAU-PRO	mIoU-max	mAD
		mAU-ROC	mAP	mF1-max	mAU-ROC	mAP	mF1-max			
Aug.	DRAEM [37]	51.6	60.6	70.6	33.8	2.0	5.7	10.5	3.0	37.0
	SimpleNet [27]	77.5	77.7	76.7	94.3	34.4	36.0	77.0	23.3	68.9
Emb.	CFA [21]	71.0	73.3	73.1	78.3	19.5	24.9	44.7	14.7	57.2
	CFLOW-AD [14]	79.2	79.6	77.2	95.4	40.4	26.9	81.8	17.7	69.9
	PyramidalFlow [22]	53.9	57.3	70.5	78.8	8.4	17.1	34.2	9.4	47.6
	RD [10]	76.1	75.7	78.2	96.5	38.8	39.8	86.8	26.9	71.1
	DiAD [16]	78.8	77.2	77.7	95.8	34.2	35.5	84.3	23.2	69.1
Avg. Rec.	ViTAD [40]	81.8	80.7	80.0	<u>97.1</u>	48.3	48.2	86.7	33.7	<u>75.5</u>
	InvAD [42]	<u>82.4</u>	<u>80.5</u>	<u>80.5</u>	97.3	<u>46.2</u>	<u>46.1</u>	89.3	<u>32.6</u>	<u>75.4</u>
	InvAD-lite [42]	77.9	77.3	79.1	96.2	39.0	39.3	85.8	26.5	71.6
	MambaAD [15]	83.9	80.8	81.9	<u>96.8</u>	<u>45.8</u>	<u>47.5</u>	<u>88.2</u>	<u>33.5</u>	75.9
	UniAD [35]	79.0	76.1	77.1	96.6	39.3	41.1	86.0	27.6	71.6
Hybrid	RD++ [31]	77.2	76.5	79.2	96.7	41.5	42.2	87.8	29.4	72.3
	DesTSeg [44]	78.5	77.0	78.2	65.7	41.7	34.0	35.3	21.2	61.0

Table A10: Benchmarked results on Real-IAD dataset [32] by the suggested metrics in Sec. 3.3.

	Method	Image-level			Pixel-level			mAU-PRO	mIoU-max	mAD
		mAU-ROC	mAP	mF1-max	mAU-ROC	mAP	mF1-max			
Aug.	DRAEM [37]	50.9	45.9	61.3	44.0	0.2	0.4	13.6	0.2	33.6
	SimpleNet [27]	54.9	50.6	61.5	76.1	1.9	4.9	42.4	2.5	43.5
Emb.	CFA [21]	55.7	50.5	61.9	81.3	1.6	3.8	48.8	2.0	45.0
	CFLOW-AD [14]	77.0	75.8	69.9	94.8	17.6	21.7	80.4	12.4	63.9
	PyramidalFlow [22]	54.4	48.0	62.0	71.1	1.2	1.1	34.9	0.5	40.9
	RD [10]	82.7	79.3	74.1	97.2	25.2	32.8	90.0	20.0	70.0
	DiAD [16]	75.6	66.4	69.9	88.0	2.9	7.1	58.1	3.7	52.6
Avg. Rec.	ViTAD [40]	82.7	80.2	73.7	97.2	24.3	32.3	84.8	19.6	69.3
	InvAD [42]	89.4	87.0	80.2	98.4	32.6	38.9	92.7	<u>24.6</u>	75.6
	InvAD-lite [42]	<u>87.2</u>	<u>85.2</u>	<u>77.8</u>	<u>98.0</u>	31.7	37.9	<u>92.0</u>	23.8	<u>74.2</u>
	MambaAD [15]	87.0	<u>85.3</u>	<u>77.6</u>	98.6	<u>32.4</u>	<u>38.1</u>	<u>91.2</u>	<u>23.9</u>	<u>74.2</u>
	UniAD [35]	83.1	81.2	74.5	97.4	23.3	30.9	87.1	18.6	69.6
Hybrid	RD++ [31]	83.6	80.6	74.8	97.7	25.9	33.6	90.7	20.5	<u>70.8</u>
	DesTSeg [44]	79.3	76.7	70.7	80.3	36.9	40.3	56.1	26.2	64.5

Table A11: Benchmarked results on COCO-AD dataset [42] by the suggested metrics in Sec. 3.3.

		Method	Image-level			Pixel-level			mAU-PRO	mIoU-max	mAD
			mAU-ROC	mAP	mF_1 -max	mAU-ROC	mAP	mF_1 -max			
Avg	Aug.	DRAEM [37]	53.5	48.5	62.5	49.9	7.6	14.4	15.3	8.0	38.3
		SimpleNet [27]	55.6	49.4	62.3	60.2	14.5	19.2	26.1	11.5	42.9
	Emb.	CFA [21]	56.7	51.2	62.6	56.2	10.3	16.0	17.9	8.9	41.0
		CFLOW-AD [14]	67.7	57.9	64.5	76.0	20.3	26.4	47.7	16.0	53.0
	Rec.	PyramidalFlow [22]	51.6	47.4	61.6	50.0	13.4	14.4	15.0	8.0	38.4
		RD [10]	57.6	49.9	62.0	66.5	13.9	20.0	39.8	11.5	45.8
		DiAD [16]	59.0	53.0	63.2	68.1	<u>20.5</u>	14.2	30.8	11.6	44.1
		ViTAD [40]	<u>66.9</u>	59.3	<u>63.7</u>	76.2	27.6	32.2	39.1	20.1	53.5
		InvAD [42]	64.2	<u>56.0</u>	<u>63.4</u>	71.2	18.5	<u>24.1</u>	<u>45.8</u>	14.3	50.5
		InvAD-lite [42]	63.3	<u>56.0</u>	62.9	69.9	18.2	23.1	39.7	13.7	49.2
		MambaAD [15]	62.8	<u>55.2</u>	62.8	68.9	16.7	22.0	41.6	12.9	48.8
	Hybrid	UniAD [35]	55.2	49.3	61.7	64.6	12.8	19.0	34.3	10.9	44.0
		RD++ [31]	57.5	49.3	62.0	68.2	15.5	20.1	<u>42.2</u>	11.8	46.4
		DesTSeg [44]	54.4	49.4	61.8	54.5	10.6	15.4	24.4	8.5	40.7

B Detailed Quantitative Results on All Dataset Under 300 epochs

Table A12: Benchmarked results on MVTEC AD dataset [3] by the suggested metrics in Sec. 3.3.

	Method	Image-level			Pixel-level			mAU-PRO	mIoU-max	mAD	
		mAU-ROC	mAP	mF_1 -max	mAU-ROC	mAP	mF_1 -max				
Avg	Aug.	DRAEM [37]	55.2	77.0	83.9	48.7	3.1	6.3	15.8	3.3	45.3
		SimpleNet [27]	79.2	90.8	87.6	82.4	24.0	29.0	62.0	17.8	67.6
		RealNet [45]	82.9	93.3	90.9	69.8	50.0	40.4	51.2	28.5	70.9
	Emb.	CFA [21]	55.8	78.8	84.5	43.9	4.8	8.9	19.3	4.7	46.1
		CFLOW-AD [14]	92.7	97.2	94.0	95.8	46.8	49.6	89.0	34.0	82.5
		PyramidalFlow [22]	66.2	84.3	85.1	74.2	17.2	19.6	40.0	11.4	58.1
	Rec.	RD [10]	90.5	95.0	95.1	95.9	47.1	52.1	91.2	35.8	82.6
		DiAD [16]	92.0	96.8	94.4	89.3	27.3	32.7	64.4	21.3	71.0
		ViTAD [40]	98.4	99.4	97.5	97.5	55.2	58.1	91.7	42.0	87.0
		InvAD [42]	98.9	99.6	98.2	98.1	57.1	59.6	94.4	43.1	88.1
		InvAD-lite [42]	98.1	99.1	96.8	97.3	55.0	58.1	93.1	41.7	86.9
		MambaAD [15]	98.5	99.5	97.7	97.6	56.1	58.7	93.6	42.3	87.5
	Hybrid	UniAD [35]	96.8	98.9	97.0	96.8	45.0	50.2	91.0	34.2	84.2
		RD++ [31]	95.8	98.0	96.6	97.3	53.0	57.0	92.9	40.5	85.9
		DesTSeg [44]	96.3	98.8	96.1	92.6	75.8	71.3	82.6	56.6	88.8

Table A13: Benchmarked results on MVTEC 3D dataset [6] by the suggested metrics in Sec. 3.3.

	Method	Image-level			Pixel-level			mAU-PRO	mIoU-max	mAD	
		mAU-ROC	mAP	mF_1 -max	mAU-ROC	mAP	mF_1 -max				
Avg	Aug.	DRAEM [37]	49.2	79.4	89.0	50.7	0.7	2.2	23.4	1.1	45.9
		SimpleNet [27]	74.9	91.8	90.2	94.0	14.4	21.4	79.2	12.4	68.9
		CFA [21]	60.1	86.3	89.5	52.0	7.0	11.9	28.7	6.9	51.8
	Emb.	CFLOW-AD [14]	74.8	91.4	90.5	96.9	21.6	26.8	89.2	15.9	72.1
		PyramidalFlow [22]	52.5	80.8	88.6	87.2	5.9	10.4	68.0	5.6	58.4
		RD [10]	79.3	93.0	92.3	98.3	28.6	35.4	93.5	22.1	76.1
	Rec.	DiAD [16]	78.8	91.3	91.7	91.8	5.2	10.5	75.1	5.6	63.5
		ViTAD [40]	78.7	93.3	91.5	98.0	27.0	33.0	91.3	20.2	75.1
		InvAD [42]	86.3	95.9	93.4	98.7	36.2	41.1	94.9	26.4	79.8
		InvAD-lite [42]	85.1	95.6	92.3	98.4	34.4	39.0	93.4	24.6	78.7
		MambaAD [15]	85.8	95.5	92.6	98.6	37.1	40.8	94.1	26.0	79.5
		UniAD [35]	77.0	92.6	91.0	96.8	23.7	30.6	89.4	18.6	73.5
	Hybrid	RD++ [31]	80.1	93.5	92.2	98.4	31.5	37.2	93.6	23.4	76.9
		DesTSeg [44]	82.5	95.1	90.9	82.1	43.8	45.2	65.1	30.2	74.3

Table A14: Benchmarked results on MVTEC LOCO dataset [5] by the suggested metrics in Sec. 3.3.

	Method	Image-level			Pixel-level			mAU-PRO	mIoU-max	mAD	
		mAU-ROC	mAP	mF_1 -max	mAU-ROC	mAP	mF_1 -max				
Avg	Aug.	DRAEM [37]	51.4	66.9	77.5	48.0	5.2	10.5	13.7	5.6	42.3
		SimpleNet [27]	81.8	89.1	82.5	70.9	28.3	32.1	61.2	20.9	66.3
		CFA [21]	60.6	73.7	77.6	64.7	16.5	18.8	36.4	10.8	52.4
	Emb.	CFLOW-AD [14]	76.0	85.0	79.9	70.9	25.6	28.4	70.0	17.7	64.5
		PyramidalFlow [22]	58.1	70.4	77.4	55.5	16.8	14.4	20.4	8.1	47.7
		RD [10]	73.7	84.6	79.4	70.7	21.0	26.2	67.5	15.9	62.8
	Rec.	DiAD [16]	77.2	84.6	81.5	72.1	18.6	25.3	54.4	15.2	59.1
		ViTAD [40]	76.2	85.0	80.1	73.2	27.9	30.6	62.0	19.3	64.4
		InvAD [42]	82.3	89.9	82.4	77.7	30.9	34.1	72.8	22.4	69.4
		InvAD-lite [42]	78.0	86.8	81.6	77.0	28.0	32.0	69.4	20.4	66.9
		MambaAD [15]	78.2	87.1	81.8	77.5	28.0	32.9	68.6	20.8	67.1
		UniAD [35]	78.7	87.1	80.9	74.6	32.6	35.8	70.7	23.4	67.8
	Hybrid	RD++ [31]	75.7	85.9	79.3	72.1	24.2	28.5	67.9	17.8	64.2
		DesTSeg [44]	81.2	88.6	81.8	63.7	31.8	31.9	59.2	21.1	65.3

Table A15: Benchmarked results on VisA dataset [47] by the suggested metrics in Sec. 3.3.

	Method	Image-level			Pixel-level			mAU-PRO	mIoU-max	mAD
		mAU-ROC	mAP	mF ₁ -max	mAU-ROC	mAP	mF ₁ -max			
Aug.	DRAEM [37]	56.2	64.6	74.9	45.0	0.7	1.8	16.0	0.9	40.6
	SimpleNet [27]	80.7	83.8	79.3	94.4	29.2	33.1	74.2	22.1	69.5
	RealNet [45]	79.2	84.8	78.3	65.4	29.2	27.9	33.9	17.4	59.9
Emb.	CFA [21]	67.1	73.8	75.3	83.0	13.7	18.7	48.7	11.3	56.5
	CFLOW-AD [14]	87.2	89.5	85.1	97.8	34.2	37.2	87.3	24.9	75.7
	PyramidalFlow [22]	69.0	72.9	75.8	79.1	7.9	8.7	52.6	4.7	54.8
Avg	RD [10]	93.9	94.8	90.4	98.1	38.4	43.7	91.9	29.0	80.5
	DiAD [16]	90.5	91.4	90.4	83.4	19.2	25.0	44.3	16.2	63.5
	ViTAD [40]	90.3	91.2	86.4	98.2	36.4	40.9	85.8	27.5	77.3
	InvAD [42]	95.6	96.0	92.3	99.0	43.7	46.9	93.0	32.6	82.6
	InvAD-lite [42]	95.3	95.8	91.0	98.7	41.2	44.9	93.2	30.6	81.8
	MambaAD [15]	93.6	93.9	89.8	98.2	34.0	39.3	90.5	25.9	79.0
	UniAD [35]	91.4	93.3	87.5	98.5	35.3	40.2	89.0	26.5	78.2
Hybrid	RD++ [31]	93.1	94.1	90.0	98.4	40.4	44.8	91.4	29.9	80.6
	DesTSeg [44]	89.0	90.3	85.9	84.8	43.3	44.4	57.5	30.1	73.0

Table A16: Benchmarked results on BTAD dataset [28] by the suggested metrics in Sec. 3.3.

	Method	Image-level			Pixel-level			mAU-PRO	mIoU-max	mAD
		mAU-ROC	mAP	mF ₁ -max	mAU-ROC	mAP	mF ₁ -max			
Aug.	DRAEM [37]	69.3	76.8	79.5	47.7	3.2	6.1	16.1	3.2	46.7
	SimpleNet [27]	94.0	97.9	93.9	96.2	41.0	43.7	69.6	28.1	78.9
	RealNet [45]	93.1	96.3	92.5	87.2	48.0	55.5	57.9	38.7	78.1
Emb.	CFA [21]	92.7	97.8	94.6	96.2	46.7	49.7	69.0	33.2	80.2
	CFLOW-AD [14]	91.6	95.6	89.7	96.9	46.0	49.0	72.7	33.0	79.2
	PyramidalFlow [22]	85.3	81.7	79.0	76.1	27.7	23.4	43.1	15.0	62.3
Avg	RD [10]	94.1	96.8	93.8	98.0	57.1	58.0	79.9	41.0	84.1
	DiAD [16]	90.2	88.3	92.6	91.9	20.5	27.0	70.3	16.0	68.7
	ViTAD [40]	94.0	97.0	93.7	97.6	58.3	56.5	72.8	39.9	83.1
	InvAD [42]	95.3	97.3	93.7	97.9	58.7	58.8	78.8	41.7	84.5
	InvAD-lite [42]	94.2	97.9	94.4	97.7	55.7	57.0	77.4	40.0	83.7
	MambaAD [15]	92.9	96.2	93.0	97.6	51.2	55.1	77.3	38.2	82.2
	UniAD [35]	94.5	98.4	94.9	97.4	52.4	55.5	78.9	38.4	83.5
Hybrid	RD++ [31]	94.5	97.6	94.3	98.0	57.7	58.2	78.9	41.2	84.3
	DesTSeg [44]	93.5	96.7	93.8	94.8	39.1	38.5	72.9	24.6	78.0

Table A17: Benchmarked results on MPDD dataset [20] by the suggested metrics in Sec. 3.3.

	Method	Image-level			Pixel-level			mAU-PRO	mIoU-max	mAD
		mAU-ROC	mAP	mF ₁ -max	mAU-ROC	mAP	mF ₁ -max			
Aug.	DRAEM [37]	60.2	67.5	75.1	50.4	5.4	4.7	21.8	2.6	44.1
	SimpleNet [27]	90.6	94.1	89.7	97.1	33.6	35.7	90.0	25.6	77.8
	RealNet [45]	86.0	90.0	87.3	74.7	39.2	39.7	52.3	28.0	69.6
Emb.	CFA [21]	92.0	93.5	90.2	95.7	29.0	33.0	83.2	23.8	76.1
	CFLOW-AD [14]	80.4	85.1	84.7	97.3	28.4	30.1	90.9	21.5	72.5
	PyramidalFlow [22]	72.5	76.2	77.6	89.0	12.4	15.8	68.5	9.1	60.9
Avg	RD [10]	90.3	92.8	90.5	98.3	39.6	40.6	95.2	30.2	79.8
	DiAD [16]	85.8	89.2	86.5	91.4	15.3	19.2	66.1	12.0	64.8
	ViTAD [40]	87.4	90.8	87.0	97.8	34.6	37.8	92.9	28.0	77.1
	InvAD [42]	96.0	97.1	94.5	98.5	44.1	46.4	95.3	34.4	83.5
	InvAD-lite [42]	92.8	93.2	91.4	98.3	41.4	43.9	94.6	32.1	81.0
	MambaAD [15]	89.2	93.1	90.3	97.7	33.5	38.6	92.8	27.2	78.3
	UniAD [35]	80.1	83.2	85.1	95.4	19.0	25.6	83.8	16.8	69.4
Hybrid	RD++ [31]	90.6	93.3	90.0	98.4	42.8	43.0	95.3	32.7	80.6
	DesTSeg [44]	92.6	91.8	92.8	90.8	30.6	32.9	78.3	24.1	75.3

Table A18: Benchmarked results on MAD_Real dataset [46] by the suggested metrics in Sec. 3.3.

	Method	Image-level			Pixel-level			mAU-PRO	mIoU-max	mAD
		mAU-ROC	mAP	mF ₁ -max	mAU-ROC	mAP	mF ₁ -max			
Aug.	DRAEM [37]	46.3	82.5	90.2	42.5	0.5	1.2	14.9	0.6	43.9
	SimpleNet [27]	36.1	77.0	89.6	77.2	2.6	6.3	48.9	3.3	50.7
	CFA [21]	48.5	81.2	91.4	83.3	10.4	15.0	64.1	8.6	58.5
Emb.	CFLOW-AD [14]	57.4	85.9	91.2	90.9	10.8	15.3	74.1	8.8	63.0
	PyramidalFlow [22]	50.6	82.9	90.5	88.6	7.5	12.0	68.8	6.7	59.4
	RD [10]	56.0	84.9	90.7	86.9	8.7	13.2	66.9	7.4	60.6
Avg	DiAD [16]	58.0	85.7	91.1	87.8	5.1	9.6	69.4	5.2	58.1
	ViTAD [40]	44.5	81.3	90.2	86.9	4.5	8.9	65.0	4.8	56.7
	InvAD [42]	63.5	86.5	92.7	91.6	18.9	24.2	77.2	14.9	66.9
	InvAD-lite [42]	57.3	84.8	91.9	90.8	11.4	16.3	74.7	9.5	63.1
	MambaAD [15]	54.7	83.1	92.2	90.8	13.1	19.2	74.7	11.4	63.1
	UniAD [35]	45.4	80.3	90.8	87.8	6.4	11.6	68.3	6.4	57.8
	RD++ [31]	52.3	84.0	91.3	88.7	9.3	14.4	70.4	8.2	60.8
Hybrid	DesTSeg [44]	36.1	77.9	89.8	82.5	3.2	6.0	52.7	3.2	52.0

Table A19: Benchmarked results on MAD_Sim dataset [46] by the suggested metrics in Sec. 3.3.

	Method	Image-level			Pixel-level			mAU-PRO	mIoU-max	mAD		
		mAU-ROC	mAP	mF_1 -max	mAU-ROC	mAP	mF_1 -max					
Avg	Aug.	DRAEM [37]	48.8	88.1	93.8	47.9	0.7	1.5	20.0	0.8	47.2	
		SimpleNet [27]	51.5	88.6	93.8	86.1	2.3	4.5	63.9	2.3	58.6	
	Emb.	CFA [21]	55.7	91.1	93.8	71.8	3.7	7.7	45.3	4.1	56.2	
		CFLOW-AD [14]	56.9	90.9	93.8	86.9	3.4	5.1	63.7	2.6	60.2	
	Rec.	PyramidalFlow [22]	49.0	88.1	93.8	84.4	2.4	5.0	62.7	2.6	57.8	
		RD [10]	57.9	91.3	93.8	88.3	4.4	8.2	73.7	4.3	62.3	
		DiAD [16]	65.6	93.4	94.1	87.7	4.4	8.8	61.4	4.7	59.4	
		ViTAD [40]	59.0	91.4	93.8	89.0	4.8	9.3	73.6	4.9	62.8	
		InvAD [42]	70.4	94.5	<u>94.0</u>	90.7	8.9	15.3	79.1	8.4	67.4	
		InvAD-lite [42]	65.3	93.4	<u>93.9</u>	89.7	6.6	11.4	76.4	6.1	65.1	
		MambaAD [15]	61.4	<u>92.4</u>	93.8	88.3	4.8	9.0	73.0	4.8	63.2	
		Hybrid	UniAD [35]	59.4	91.5	93.8	89.0	4.4	8.4	<u>74.6</u>	4.4	62.8
			RD++ [31]	58.6	91.7	93.8	88.3	4.4	8.1	73.2	4.2	62.4
			DesTSeg [44]	59.2	91.9	93.8	56.8	<u>5.7</u>	8.6	41.8	4.5	54.9

Table A20: Benchmarked results on Uni-Medical dataset [40] by the suggested metrics in Sec. 3.3.

	Method	Image-level			Pixel-level			mAU-PRO	mIoU-max	mAD		
		mAU-ROC	mAP	mF_1 -max	mAU-ROC	mAP	mF_1 -max					
Avg	Aug.	DRAEM [37]	58.5	63.2	71.7	32.5	2.0	6.1	9.1	3.2	38.4	
		SimpleNet [27]	72.5	75.3	76.7	94.9	35.9	37.0	79.2	24.2	68.3	
	Emb.	CFA [21]	56.3	62.8	70.4	38.1	4.8	6.6	8.9	3.4	38.9	
		CFLOW-AD [14]	79.0	78.5	77.3	95.4	39.6	26.3	81.7	17.0	69.5	
	Rec.	PyramidalFlow [22]	60.0	62.8	71.9	82.2	8.8	14.9	46.9	8.3	51.5	
		RD [10]	76.4	75.8	77.9	96.4	38.9	39.8	86.5	27.0	71.1	
		DiAD [16]	82.9	<u>81.9</u>	79.4	96.0	35.9	38.2	85.4	25.2	71.4	
		ViTAD [40]	81.5	80.6	80.1	97.0	46.8	46.9	86.5	32.7	75.0	
		InvAD [42]	81.3	<u>80.0</u>	<u>79.9</u>	97.2	<u>45.4</u>	45.5	89.0	32.3	<u>74.8</u>	
		InvAD-lite [42]	77.6	77.2	79.3	96.2	38.7	39.7	85.7	27.1	71.6	
		MambaAD [15]	82.3	78.9	81.3	96.7	43.0	46.1	87.9	32.4	74.6	
		Hybrid	UniAD [35]	80.4	76.6	<u>77.5</u>	96.5	39.0	41.3	85.8	27.8	71.9
			RD++ [31]	77.2	76.1	78.5	96.7	41.0	41.9	87.4	29.1	72.0
			DesTSeg [44]	<u>82.0</u>	85.0	79.7	83.2	50.6	50.5	66.1	34.1	72.4

C Detailed Quantitative Results on MVTec AD Dataset Under 100 epochs

Table A21: Benchmarked results on MVTec AD dataset [3] by the suggested metrics in Sec. 3.3.

	Method	Image-level			Pixel-level			mAU-PRO	mIoU-max	mAD		
		mAU-ROC	mAP	mF_1 -max	mAU-ROC	mAP	mF_1 -max					
bottle	Aug.	DRAEM [37]	49.4	74.0	86.3	57.8	6.5	13.2	17.3	7.1	46.8	
		SimpleNet [27]	100.	100.	100.	97.4	57.3	65.9	89.1	49.1	88.7	
		RealNet [45]	95.6	98.8	95.1	69.8	53.9	46.6	60.9	30.4	77.2	
	Emb.	CFA [21]	64.2	87.4	86.3	65.3	11.0	15.1	35.5	8.2	55.5	
		PatchCore [29]	100.	100.	100.	98.9	79.0	77.1	96.1	<u>62.7</u>	<u>93.9</u>	
		CFLOW-AD [14]	<u>99.9</u>	100.	<u>99.2</u>	97.4	61.8	63.6	91.9	46.6	89.2	
	PyramidalFlow [22]	77.1	93.1	86.3	77.7	16.9	23.9	40.9	13.6	62.7		
	Rec.	RD [10]	40.6	77.5	86.3	93.4	29.6	48.5	80.4	32.0	65.6	
		DiAD [16]	97.7	99.1	<u>99.2</u>	93.5	45.7	49.5	76.0	32.9	80.1	
		ViTAD [40]	100.	100.	100.	98.8	79.9	<u>75.8</u>	94.9	61.0	<u>93.7</u>	
		InvAD [42]	100.	100.	100.	98.6	75.2	<u>73.6</u>	<u>95.7</u>	58.2	<u>92.9</u>	
		InvAD-lite [42]	100.	100.	100.	98.4	75.2	73.5	<u>95.7</u>	58.1	92.8	
		MambaAD [15]	99.8	100.	<u>99.2</u>	98.7	79.7	75.7	<u>96.0</u>	60.9	93.6	
	Hybrid	UniAD [35]	99.4	<u>99.8</u>	<u>98.4</u>	98.1	73.5	70.7	95.3	54.7	91.8	
		RD++ [31]	<u>99.8</u>	<u>99.9</u>	<u>98.4</u>	98.2	72.5	71.6	95.0	55.8	91.8	
		DesTSeg [44]	100.	100.	100.	94.9	87.2	81.1	91.8	68.3	94.4	
	cable	Aug.	DRAEM [37]	50.2	61.7	76.0	55.6	3.2	5.7	16.6	2.9	41.5
			SimpleNet [27]	97.1	98.3	93.9	96.6	48.5	<u>55.0</u>	86.0	<u>37.9</u>	84.0
RealNet [45]			70.0	83.0	76.0	61.5	23.5	25.9	33.3	14.9	56.2	
Emb.		CFA [21]	50.3	59.9	76.3	52.8	3.7	7.5	22.3	3.9	41.9	
		PatchCore [29]	99.8	99.9	99.5	97.7	<u>51.6</u>	<u>55.2</u>	93.6	<u>38.1</u>	<u>87.1</u>	
		CFLOW-AD [14]	89.6	93.7	86.0	89.8	27.3	33.3	78.0	20.0	73.4	
PyramidalFlow [22]		58.2	73.7	76.0	82.8	19.0	16.4	41.6	8.9	54.6		
Rec.		RD [10]	81.9	88.7	81.4	84.0	26.6	34.4	77.3	20.8	69.8	
		DiAD [16]	88.5	94.3	88.9	90.7	27.0	33.3	63.9	20.0	69.5	
		ViTAD [40]	98.8	<u>99.3</u>	<u>96.3</u>	96.3	43.6	46.8	<u>90.6</u>	30.6	83.7	
		InvAD [42]	97.9	<u>98.7</u>	95.1	97.1	46.7	50.8	<u>92.1</u>	34.0	<u>84.5</u>	
		InvAD-lite [42]	97.0	98.2	94.0	90.9	39.4	47.5	<u>87.7</u>	31.2	81.4	
		MambaAD [15]	99.3	<u>99.6</u>	<u>97.4</u>	95.2	42.0	47.9	90.4	31.5	83.8	
Hybrid		UniAD [35]	93.0	95.7	89.3	96.1	45.0	50.7	84.9	34.0	80.9	
		RD++ [31]	93.7	96.3	91.3	93.2	37.7	45.1	86.8	29.1	79.7	
		DesTSeg [44]	97.5	98.7	94.6	95.2	67.2	64.0	85.1	47.1	87.4	
capsule		Aug.	DRAEM [37]	58.0	86.3	90.5	48.3	0.8	1.8	14.8	0.9	47.3
			SimpleNet [27]	85.4	96.7	92.7	98.1	36.9	46.8	87.1	30.6	79.4
	RealNet [45]		64.4	90.3	90.5	54.6	23.7	12.1	23.4	6.4	55.1	
	Emb.	CFA [21]	40.8	82.5	90.5	27.0	0.6	1.8	7.0	0.9	40.2	
		PatchCore [29]	99.2	99.8	98.6	99.0	49.0	<u>52.9</u>	<u>95.7</u>	<u>35.9</u>	86.7	
		CFLOW-AD [14]	86.1	96.7	93.4	98.5	41.0	44.2	92.8	28.4	80.6	
	PyramidalFlow [22]	55.6	87.0	90.5	90.3	13.5	19.6	57.3	10.9	61.4		
	Rec.	RD [10]	<u>98.4</u>	<u>99.7</u>	<u>96.9</u>	<u>98.8</u>	45.4	51.8	<u>96.1</u>	34.9	<u>85.7</u>	
		DiAD [16]	88.6	97.7	91.8	90.9	16.0	23.5	54.5	13.3	66.1	
		ViTAD [40]	95.3	<u>99.0</u>	95.9	98.2	42.0	47.1	92.4	30.8	83.3	
		InvAD [42]	94.3	<u>98.7</u>	96.0	<u>98.9</u>	46.7	50.8	95.5	34.0	84.7	
		InvAD-lite [42]	93.9	98.6	94.8	98.4	42.2	47.4	94.4	31.1	83.2	
		MambaAD [15]	91.8	98.2	93.2	98.3	43.5	47.8	93.0	31.4	82.5	
	Hybrid	UniAD [35]	69.8	90.4	91.6	97.5	32.6	36.9	86.9	22.6	73.7	
		RD++ [31]	<u>98.3</u>	<u>99.7</u>	<u>97.3</u>	99.0	<u>47.1</u>	<u>52.1</u>	96.3	<u>35.3</u>	<u>86.0</u>	
		DesTSeg [44]	90.3	97.6	94.6	89.3	56.4	58.1	60.6	41.0	80.1	
	carpet	Aug.	DRAEM [37]	66.7	87.4	87.0	51.9	1.7	3.2	16.6	1.6	49.4
			SimpleNet [27]	97.1	99.1	94.6	97.7	42.8	46.9	90.0	30.6	83.1
RealNet [45]			96.5	99.1	96.0	89.2	69.0	<u>64.3</u>	84.0	47.4	86.9	
Emb.		CFA [21]	47.5	78.0	86.4	50.9	7.0	11.4	31.9	6.1	48.0	
		PatchCore [29]	98.4	99.5	<u>97.8</u>	<u>99.1</u>	<u>66.4</u>	<u>64.6</u>	95.2	47.7	<u>89.9</u>	
		CFLOW-AD [14]	<u>99.2</u>	<u>99.8</u>	97.2	98.8	55.9	59.4	94.3	42.3	87.9	
PyramidalFlow [22]		44.6	73.5	86.4	79.2	8.5	15.1	52.3	8.2	53.5		
Rec.		RD [10]	99.0	<u>99.7</u>	<u>98.3</u>	<u>99.1</u>	59.8	61.1	95.8	44.0	89.0	
		DiAD [16]	64.5	87.8	86.4	87.9	17.0	26.5	67.0	15.3	62.4	
		ViTAD [40]	99.5	99.9	99.4	99.0	59.8	64.1	94.7	47.2	<u>89.5</u>	
		InvAD [42]	98.6	99.6	97.2	<u>99.1</u>	60.8	62.1	95.8	45.1	89.0	
		InvAD-lite [42]	99.8	99.9	99.4	<u>99.1</u>	58.0	61.4	<u>96.4</u>	44.3	89.2	
		MambaAD [15]	99.8	99.9	99.4	99.2	64.0	63.8	97.3	46.8	90.4	
Hybrid		UniAD [35]	99.8	99.9	99.4	98.5	53.6	55.6	<u>95.9</u>	38.5	87.8	
		RD++ [31]	97.6	99.3	96.0	98.9	57.2	58.5	<u>94.8</u>	41.3	87.5	
		DesTSeg [44]	95.9	98.7	95.0	95.7	<u>68.7</u>	64.9	93.4	48.0	88.6	

Table A22: Benchmarked results on MVTEC AD dataset [3] by the suggested metrics in Sec. 3.3.

	Method	Image-level			Pixel-level			mAU-PRO	mIoU-max	mAD		
		mAU-ROC	mAP	mF ₁ -max	mAU-ROC	mAP	mF ₁ -max					
grid	Aug.	DRAEM [37]	47.3	72.2	84.4	46.4	0.6	1.4	13.5	0.7	41.7	
		SimpleNet [27]	98.2	99.5	98.2	96.9	26.4	33.0	88.3	19.7	79.9	
		RealNet [45]	97.2	99.2	96.4	82.6	41.2	45.7	77.7	29.7	79.7	
	Emb.	CFA [21]	51.1	76.4	84.4	39.9	0.5	1.4	5.2	0.7	41.2	
		PatchCore [29]	99.4	99.8	98.2	98.9	40.8	44.3	94.0	28.4	84.3	
		CFLOW-AD [14]	86.7	95.5	88.0	92.9	18.2	25.1	81.0	14.4	72.2	
	PyramidalFlow [22]	75.5	89.9	85.1	85.7	9.8	16.6	66.9	9.0	64.1		
	Rec.	RD [10]	98.7	99.6	97.4	99.2	47.6	48.8	97.5	32.3	85.9	
		DiAD [16]	99.0	99.7	98.2	85.7	4.0	9.5	56.7	5.0	64.7	
		ViTAD [40]	99.6	99.9	99.1	98.6	31.3	36.5	95.8	22.3	82.5	
	Hybrid	InvAD [42]	99.5	99.8	97.4	99.1	45.1	46.6	97.1	30.4	85.4	
		InvAD-lite [42]	100.	100.	100.	99.2	49.4	49.5	97.7	32.9	87.0	
		MambaAD [15]	99.8	99.9	99.1	98.9	48.4	48.5	96.9	32.0	86.4	
	hazelnut	Aug.	UniAD [35]	99.0	99.7	98.2	94.8	26.6	34.0	89.3	20.5	80.1
			RD++ [31]	99.2	99.7	97.3	99.2	46.8	50.2	97.0	33.5	86.0
DesTSeg [44]			99.6	99.9	98.2	96.6	47.7	52.0	91.9	35.1	85.6	
Emb.		DRAEM [37]	45.7	68.1	77.8	41.1	3.6	4.2	12.4	2.1	39.6	
		SimpleNet [27]	100.	100.	100.	98.1	49.0	52.4	93.9	35.5	86.7	
		RealNet [45]	100.	100.	100.	77.5	44.2	48.9	75.4	32.4	80.8	
Rec.		CFA [21]	51.8	67.7	78.0	45.7	4.5	8.3	17.3	4.3	42.4	
		PatchCore [29]	100.	100.	100.	99.0	61.2	63.6	96.2	46.6	90.0	
		CFLOW-AD [14]	99.9	100.	99.3	98.5	59.1	57.9	95.6	40.7	88.8	
PyramidalFlow [22]		92.1	95.0	91.2	92.7	33.2	36.9	84.2	22.6	77.3		
Hybrid		RD [10]	100.	100.	100.	98.7	58.6	59.6	96.5	42.5	89.2	
		DiAD [16]	96.9	98.6	96.3	95.3	27.2	36.9	81.3	22.6	76.1	
		ViTAD [40]	100.	100.	100.	99.0	64.8	64.3	95.6	47.4	90.5	
Aug.		InvAD [42]	100.	100.	100.	99.0	61.8	62.6	96.6	45.5	90.0	
		InvAD-lite [42]	99.7	99.8	99.3	98.9	58.4	63.0	95.7	46.0	89.3	
	MambaAD [15]	100.	100.	100.	99.1	67.0	66.1	95.3	49.4	90.9		
leather	Aug.	UniAD [35]	99.6	99.8	98.6	98.0	53.0	53.9	93.7	36.9	87.0	
		RD++ [31]	94.8	96.2	92.0	98.8	59.1	58.7	96.4	41.6	86.3	
		DesTSeg [44]	99.6	99.8	98.6	96.8	84.7	80.2	92.9	66.9	94.0	
	Emb.	DRAEM [37]	53.2	81.4	85.2	45.4	1.1	2.9	16.3	1.5	44.8	
		SimpleNet [27]	100.	100.	100.	98.5	27.8	33.9	95.5	20.4	82.0	
		RealNet [45]	100.	100.	100.	97.9	70.4	68.0	98.0	51.5	91.8	
	Rec.	CFA [21]	62.2	82.7	87.8	65.4	7.7	14.8	40.7	8.0	54.9	
		PatchCore [29]	100.	100.	100.	99.4	52.1	51.2	97.8	34.5	87.6	
		CFLOW-AD [14]	100.	100.	100.	99.2	45.0	46.1	98.1	30.0	86.0	
	PyramidalFlow [22]	67.2	77.3	89.9	87.7	6.4	15.2	74.0	8.2	62.0		
	Hybrid	RD [10]	100.	100.	100.	99.3	39.1	46.6	97.9	30.4	85.4	
		DiAD [16]	97.6	99.1	95.8	90.6	5.9	11.9	68.3	6.3	67.0	
		ViTAD [40]	100.	100.	100.	99.5	51.1	55.8	98.0	38.7	88.0	
	Aug.	InvAD [42]	100.	100.	100.	99.5	54.3	54.3	98.1	37.3	88.3	
		InvAD-lite [42]	100.	100.	100.	99.3	45.6	47.4	98.5	31.0	86.3	
MambaAD [15]		100.	100.	100.	99.3	50.6	50.4	98.7	33.7	87.4		
metal_nut	Aug.	UniAD [35]	100.	100.	100.	99.1	41.1	43.5	98.3	27.8	85.2	
		RD++ [31]	100.	100.	100.	99.3	40.4	47.1	97.5	30.8	85.5	
		DesTSeg [44]	100.	100.	100.	99.3	79.6	71.9	98.4	56.2	93.7	
	Emb.	DRAEM [37]	58.1	82.5	89.4	38.8	8.9	21.3	11.0	11.9	48.3	
		SimpleNet [27]	99.0	99.8	97.8	97.7	82.2	79.2	87.6	65.6	92.8	
		RealNet [45]	78.6	94.7	89.4	52.5	32.3	21.0	39.6	11.7	62.0	
	Rec.	CFA [21]	78.3	94.4	89.9	71.4	37.4	36.5	30.1	22.4	65.7	
		PatchCore [29]	100.	100.	100.	98.8	88.9	85.8	95.6	75.1	96.1	
		CFLOW-AD [14]	96.9	99.3	96.2	96.0	71.2	71.7	88.5	55.8	89.7	
	PyramidalFlow [22]	63.0	89.9	90.2	81.6	41.9	45.8	37.3	29.7	66.3		
	Hybrid	RD [10]	99.9	100.	99.5	93.9	62.8	64.7	92.0	47.9	89.1	
		DiAD [16]	88.1	97.4	89.9	94.5	74.0	72.7	53.5	57.2	81.4	
		ViTAD [40]	99.7	99.9	98.9	96.1	74.0	75.7	93.0	60.9	92.1	
	Aug.	InvAD [42]	100.	100.	100.	97.4	79.0	81.2	93.1	68.4	93.8	
		InvAD-lite [42]	99.8	100.	98.9	97.2	78.3	79.5	93.8	66.0	93.4	
MambaAD [15]		99.7	99.9	98.4	96.7	74.2	78.3	92.9	64.4	92.4		
Hybrid	UniAD [35]	98.0	99.5	98.4	93.4	55.0	67.2	80.8	50.6	86.4		
	RD++ [31]	100.	100.	100.	96.7	74.7	78.4	94.1	64.5	93.0		
	DesTSeg [44]	99.8	100.	98.9	95.8	88.2	82.5	94.8	70.2	94.9		

Table A23: Benchmarked results on MVTec AD dataset [3] by the suggested metrics in Sec. 3.3.

	Method	Image-level			Pixel-level			mAU-PRO	mIoU-max	mAD		
		mAU-ROC	mAP	mF_1 -max	mAU-ROC	mAP	mF_1 -max					
pill	Aug.	DRAEM [37]	57.1	87.5	92.1	34.8	2.0	6.6	4.4	3.4	45.4	
		SimpleNet [27]	90.6	98.1	94.2	96.7	74.7	70.6	85.3	54.6	88.1	
		RealNet [45]	68.5	92.8	91.6	54.4	47.8	8.9	35.1	4.6	60.4	
	Emb.	CFA [21]	71.3	93.4	92.2	88.7	66.4	63.7	42.1	46.8	75.4	
		PatchCore [29]	97.0	99.4	96.5	98.1	76.8	74.0	96.1	58.7	91.9	
		CFLOW-AD [14]	84.3	96.5	93.2	96.7	59.5	56.3	90.5	39.2	83.5	
	Rec.	PyramidalFlow [22]	67.0	92.8	91.6	83.3	18.3	26.0	65.2	14.9	66.0	
		RD [10]	97.2	99.5	96.8	97.4	63.0	64.8	96.1	47.9	89.1	
		DiAD [16]	94.7	98.9	97.2	92.8	49.1	49.7	65.2	33.1	78.2	
	Hybrid	ViTAD [40]	96.9	99.5	96.1	98.7	77.7	75.0	95.5	59.9	92.1	
		InvAD [42]	98.6	99.8	97.5	97.9	67.7	68.7	96.6	52.3	90.7	
		InvAD-lite [42]	96.3	99.4	95.4	97.6	65.4	67.9	96.4	51.4	89.4	
	screw	MambaAD [15]	94.7	99.0	96.5	96.2	55.0	58.9	95.2	41.7	86.5	
		UniAD [35]	75.1	94.3	91.6	90.0	21.4	28.6	89.2	16.7	72.2	
		RD++ [31]	98.0	99.6	97.5	98.2	72.7	70.3	96.4	54.2	91.4	
tile	Aug.	DesTSeg [44]	92.7	98.6	94.8	90.1	78.7	73.9	70.2	58.6	86.8	
		DRAEM [37]	48.4	71.5	85.3	41.4	0.2	0.5	9.3	0.3	40.6	
		SimpleNet [27]	77.5	90.6	86.7	95.8	15.8	23.8	83.1	13.5	69.8	
	Emb.	RealNet [45]	71.3	86.6	87.0	51.8	15.4	4.5	18.5	2.3	52.1	
		CFA [21]	62.4	78.6	88.5	26.5	0.2	0.7	9.9	0.3	42.9	
		PatchCore [29]	98.3	99.4	97.1	99.5	41.5	44.6	97.2	28.7	84.5	
	Rec.	CFLOW-AD [14]	63.4	85.1	85.3	96.5	13.6	18.5	87.7	10.2	66.0	
		PyramidalFlow [22]	63.7	78.7	87.0	71.4	0.9	2.1	21.5	1.0	50.2	
		RD [10]	97.8	99.3	96.3	99.4	42.3	47.3	97.1	31.0	84.7	
	Hybrid	DiAD [16]	63.2	82.8	86.9	86.3	3.3	9.2	57.4	4.8	55.6	
		ViTAD [40]	91.6	97.2	91.4	98.9	32.3	39.9	93.6	24.9	79.8	
		InvAD [42]	91.7	95.1	96.0	99.5	44.0	46.4	97.6	30.2	83.1	
	toothbrush	Aug.	InvAD-lite [42]	93.0	97.4	93.6	99.4	47.2	48.9	97.5	32.4	84.0
			MambaAD [15]	92.7	96.8	94.0	99.3	45.3	45.1	97.0	29.1	83.1
			UniAD [35]	88.4	94.4	92.3	98.2	19.2	28.4	90.9	16.5	75.4
Emb.		RD++ [31]	97.5	99.2	95.8	99.5	45.5	48.9	97.7	32.3	85.2	
		DesTSeg [44]	86.1	95.2	88.6	76.2	52.1	50.0	53.3	33.3	73.9	
		DRAEM [37]	68.0	84.7	84.0	48.2	6.3	13.3	14.0	7.1	49.7	
Rec.		SimpleNet [27]	100.	100.	99.4	95.4	59.1	60.4	82.5	43.3	87.1	
		RealNet [45]	97.5	99.3	97.6	93.9	84.1	76.8	90.5	62.3	92.2	
		CFA [21]	46.0	74.5	83.6	40.3	8.5	13.2	16.6	7.0	43.8	
Hybrid		PatchCore [29]	100.	100.	99.4	96.4	58.7	67.1	86.6	50.5	88.5	
		CFLOW-AD [14]	99.8	99.9	99.4	96.0	56.0	62.1	86.5	45.0	87.4	
		PyramidalFlow [22]	78.6	92.2	83.6	75.7	55.1	28.1	34.4	16.3	66.6	
toothbrush		Aug.	RD [10]	99.0	99.6	97.0	95.3	48.7	61.0	86.3	43.9	85.7
			DiAD [16]	93.4	96.6	95.1	76.1	24.1	32.9	49.7	19.7	66.8
			ViTAD [40]	100.	100.	100.	96.7	56.6	69.0	88.7	52.7	88.9
	Emb.	InvAD [42]	100.	100.	100.	95.8	49.8	62.4	88.3	45.4	87.0	
		InvAD-lite [42]	98.0	99.2	96.5	93.9	44.9	54.5	80.1	37.4	83.1	
		MambaAD [15]	96.8	98.8	93.8	93.0	43.9	52.6	79.5	35.7	81.9	
	Rec.	UniAD [35]	96.7	98.8	95.8	89.2	38.9	47.5	77.6	31.1	80.2	
		RD++ [31]	100.	100.	99.4	96.7	56.8	66.4	89.8	49.7	88.6	
		DesTSeg [44]	99.7	99.9	98.2	97.5	89.4	81.9	95.7	69.4	95.2	
	toothbrush	Aug.	DRAEM [37]	44.2	72.8	83.3	46.8	1.4	3.1	14.5	1.6	41.6
			SimpleNet [27]	89.4	95.8	90.9	98.0	53.6	55.9	80.6	38.8	82.0
			RealNet [45]	76.4	91.5	83.3	84.8	50.1	56.1	34.1	39.0	70.0
		Emb.	CFA [21]	61.4	72.0	87.9	69.6	3.3	8.5	43.8	4.4	52.5
			PatchCore [29]	91.9	96.2	95.2	99.0	54.8	58.5	91.0	41.3	85.1
			CFLOW-AD [14]	84.4	94.5	86.2	98.2	45.7	47.1	84.5	30.8	78.6
Rec.		PyramidalFlow [22]	89.4	95.7	90.6	73.0	42.3	31.3	23.2	18.6	67.2	
		RD [10]	98.3	99.4	96.6	98.9	51.8	57.7	92.6	40.5	86.7	
		DiAD [16]	95.3	98.1	95.2	89.6	11.0	17.5	65.3	9.6	67.5	
Hybrid		ViTAD [40]	98.6	99.5	96.8	99.1	51.8	62.2	91.3	45.1	87.2	
		InvAD [42]	93.9	97.4	95.2	99.0	50.6	59.7	91.6	42.6	85.4	
		InvAD-lite [42]	97.8	99.1	95.2	98.9	48.1	59.1	91.9	41.9	85.9	
toothbrush		MambaAD [15]	96.4	98.5	96.8	98.9	47.5	59.7	92.0	42.5	85.9	
		UniAD [35]	83.9	93.1	90.9	98.4	39.7	49.9	85.8	33.3	78.9	
		RD++ [31]	95.8	98.3	95.1	99.1	57.3	61.8	92.2	44.8	87.0	
toothbrush	Aug.	DesTSeg [44]	91.7	96.5	95.2	95.6	60.6	72.1	65.5	56.4	84.0	

Table A24: Benchmarked results on MVTec AD dataset [3] by the suggested metrics in Sec. 3.3.

	Method	Image-level			Pixel-level			mAU-PRO	mIoU-max	mAD	
		mAU-ROC	mAP	mF ₁ -max	mAU-ROC	mAP	mF ₁ -max				
transistor	Aug.	DRAEM [37]	52.8	44.1	57.1	51.7	4.6	9.3	17.8	4.9	36.1
		SimpleNet [27]	97.8	96.6	91.6	95.4	60.4	57.6	82.5	40.4	84.7
		RealNet [45]	79.7	83.0	73.3	60.9	40.2	28.3	44.6	16.5	61.1
	Emb.	CFA [21]	68.9	64.8	63.4	60.5	17.6	20.4	22.0	11.3	47.9
		PatchCore [29]	99.8	99.7	97.5	96.0	62.3	59.2	90.8	42.0	88.0
		CFLOW-AD [14]	90.5	91.4	84.2	84.8	38.3	39.0	73.0	24.2	73.7
		PyramidalFlow [22]	50.8	53.8	57.1	75.9	13.2	19.5	26.1	10.8	43.8
	Rec.	RD [10]	94.2	94.8	89.5	85.1	41.8	44.7	74.5	28.8	77.2
		DiAD [16]	99.0	98.1	97.5	97.8	71.8	67.6	85.7	51.1	88.2
		ViTAD [40]	97.7	96.7	91.6	93.6	57.5	54.3	76.6	37.3	82.9
		InvAD [42]	97.8	96.8	92.7	95.7	62.0	59.7	91.9	42.6	86.5
		InvAD-lite [42]	98.2	97.4	92.3	95.0	61.0	58.9	88.3	41.8	85.9
		MambaAD [15]	99.9	99.8	98.7	96.0	63.8	61.6	90.4	44.5	88.7
	Hybrid	UniAD [35]	99.3	98.9	97.6	97.3	66.8	66.4	92.2	49.7	89.6
		RD++ [31]	95.2	95.0	89.5	89.3	47.7	49.0	77.9	32.4	79.6
DesTSeg [44]		96.9	96.2	89.5	73.9	54.1	50.5	76.6	33.8	79.0	
wood	Aug.	DRAEM [37]	74.3	90.2	87.2	49.7	4.4	7.5	14.6	3.9	51.5
		SimpleNet [27]	99.5	99.8	98.3	92.5	40.3	42.4	80.0	26.9	81.5
		RealNet [45]	99.6	99.9	99.2	90.4	76.1	71.9	88.8	56.1	90.7
	Emb.	CFA [21]	72.5	90.1	87.0	54.4	6.8	9.3	31.6	4.9	54.4
		PatchCore [29]	98.7	99.6	96.7	95.2	52.1	52.3	91.3	35.4	85.5
		CFLOW-AD [14]	98.4	99.5	96.6	94.2	45.7	49.8	90.2	33.1	84.1
		PyramidalFlow [22]	86.7	95.5	88.5	62.6	39.5	17.9	32.3	9.8	64.2
	Rec.	RD [10]	99.6	99.9	98.3	95.5	49.7	51.6	91.7	34.8	85.7
		DiAD [16]	94.3	97.8	94.3	82.8	15.1	22.2	57.5	12.5	66.3
		ViTAD [40]	98.8	99.6	96.7	96.3	61.3	59.2	89.3	42.0	87.4
		InvAD [42]	99.2	99.8	98.3	95.3	51.3	52.1	91.7	35.2	85.8
		InvAD-lite [42]	96.9	99.0	95.9	94.4	44.8	47.6	89.1	31.2	83.1
		MambaAD [15]	98.5	99.5	96.0	94.0	46.9	48.4	92.0	32.0	84.2
	Hybrid	UniAD [35]	98.2	99.5	96.6	93.1	40.6	45.1	89.5	29.1	82.6
		RD++ [31]	98.9	99.7	97.5	95.6	52.2	52.4	91.0	35.5	85.8
DesTSeg [44]		98.6	99.5	97.6	93.2	79.5	72.5	95.0	56.8	91.8	
zipper	Aug.	DRAEM [37]	44.4	79.9	88.1	55.4	2.7	6.1	20.7	3.2	46.0
		SimpleNet [27]	99.1	99.8	97.5	97.9	57.8	55.4	91.9	38.3	87.3
		RealNet [45]	77.3	94.1	88.1	67.6	51.9	42.6	47.7	27.1	69.5
	Emb.	CFA [21]	34.8	72.3	88.1	64.4	3.2	7.5	23.4	3.9	44.8
		PatchCore [29]	99.6	99.9	98.7	98.9	63.4	64.6	96.4	47.8	90.1
		CFLOW-AD [14]	95.6	98.5	96.7	97.9	50.2	54.8	92.4	37.7	85.4
		PyramidalFlow [22]	83.3	95.1	89.1	81.0	15.4	16.3	55.7	8.9	65.6
	Rec.	RD [10]	99.5	99.9	99.2	98.5	56.0	61.0	95.5	43.8	88.6
		DiAD [16]	73.5	90.3	90.0	84.4	14.3	24.0	56.7	13.7	61.9
		ViTAD [40]	97.5	99.2	97.0	95.9	44.1	50.1	89.5	33.4	83.9
		InvAD [42]	99.4	99.8	98.3	98.2	50.2	57.7	94.5	40.5	87.2
		InvAD-lite [42]	97.5	99.3	96.7	98.6	58.4	61.4	95.8	44.3	88.2
		MambaAD [15]	98.2	99.5	96.7	98.1	55.0	58.9	94.5	41.7	87.4
	Hybrid	UniAD [35]	86.9	95.5	92.8	95.8	33.5	41.0	88.7	25.8	78.2
		RD++ [31]	99.3	99.8	98.7	98.4	53.5	59.2	94.8	42.1	87.9
DesTSeg [44]		97.6	99.0	98.3	90.6	71.9	66.9	86.2	50.3	88.6	
Avg	Aug.	DRAEM [37]	54.5	76.3	83.6	47.6	3.2	6.7	14.3	3.5	44.7
		SimpleNet [27]	95.4	98.3	95.7	96.8	48.8	51.9	86.9	36.4	83.8
		RealNet [45]	84.8	94.1	90.9	72.6	48.2	41.4	56.8	28.8	72.3
	Emb.	CFA [21]	57.6	78.3	84.7	54.8	11.9	14.7	25.3	8.9	50.1
		PatchCore [29]	98.8	99.5	98.4	98.3	59.9	61.0	94.2	44.9	88.6
		CFLOW-AD [14]	91.6	96.7	93.4	95.7	45.9	48.6	88.3	33.2	81.8
		PyramidalFlow [22]	70.2	85.5	85.5	80.0	22.3	22.0	47.5	12.8	61.7
	Rec.	RD [10]	93.6	97.2	95.6	95.8	48.2	53.6	91.2	37.0	83.8
		DiAD [16]	88.9	95.8	93.5	89.3	27.0	32.5	63.9	21.1	70.1
		ViTAD [40]	98.3	99.3	97.3	97.6	55.2	58.4	92.0	42.3	87.1
		InvAD [42]	98.1	99.0	97.6	98.0	56.3	59.2	94.4	42.8	87.6
		InvAD-lite [42]	97.9	99.2	96.8	97.3	54.4	57.8	93.3	41.4	86.8
		MambaAD [15]	97.8	99.3	97.3	97.4	55.1	57.6	93.4	41.2	87.0
	Hybrid	UniAD [35]	92.5	97.3	95.4	95.8	42.7	48.0	89.3	32.5	82.0
		RD++ [31]	97.9	98.8	96.4	97.3	54.7	58.0	93.2	41.5	86.8
DesTSeg [44]		96.4	98.6	96.2	92.0	71.1	68.2	83.4	52.8	87.9	

D Detailed Quantitative Results on MVTec 3D Dataset Under 100 epochs

Table A25: Benchmarked results on MVTec 3D dataset [6] by the suggested metrics in Sec. 3.3.

	Method	Image-level			Pixel-level			mAU-PRO	mIoU-max	mAD	
		mAU-ROC	mAP	mF_1 -max	mAU-ROC	mAP	mF_1 -max				
bagel	Aug.	DRAEM [37]	54.3	84.7	88.9	53.5	2.5	6.3	32.2	3.3	49.8
		SimpleNet [27]	79.5	94.8	88.9	95.2	20.0	29.3	71.1	17.1	70.8
	Emb.	CFA [21]	82.6	95.6	89.3	84.3	19.1	30.6	48.8	18.1	67.4
		PatchCore [29]	91.8	98.0	92.9	98.8	43.7	46.8	93.3	30.5	82.4
		CFLOW-AD [14]	78.8	94.2	89.3	98.3	31.3	38.9	89.7	24.2	76.0
		PyramidalFlow [22]	50.5	84.4	88.9	94.3	5.3	11.5	79.3	6.1	61.1
	Rec.	RD [10]	86.2	96.5	90.5	98.7	40.2	44.5	92.2	28.6	80.0
		DiAD [16]	75.8	93.5	90.5	89.7	4.3	10.1	66.4	5.3	61.5
		ViTAD [40]	92.1	98.0	93.4	98.7	40.3	44.2	92.4	28.4	81.7
		InvAD [42]	95.3	98.8	94.6	99.1	45.4	49.6	95.0	33.0	84.3
		InvAD-lite [42]	87.8	97.0	90.9	98.6	41.9	45.6	92.1	29.5	80.7
		MambaAD [15]	93.4	98.3	93.3	98.7	41.0	45.3	94.6	29.3	82.5
Hybrid	UniAD [35]	88.3	97.2	90.3	98.1	35.5	40.3	91.3	25.2	79.1	
	RD++ [31]	87.2	96.6	91.5	98.7	39.5	46.9	92.5	30.7	80.6	
	DesTSeg [44]	95.4	98.8	94.5	94.6	63.2	60.2	86.3	43.1	86.2	
cable_gland	Aug.	DRAEM [37]	61.1	85.0	89.7	40.1	0.3	0.5	15.7	0.3	46.4
		SimpleNet [27]	75.8	92.5	91.1	96.3	15.6	23.9	87.9	13.6	71.2
	Emb.	CFA [21]	61.2	87.5	89.2	71.0	1.8	4.6	38.7	2.4	54.2
		PatchCore [29]	96.4	99.0	96.1	99.5	37.3	43.6	98.3	27.9	83.4
		CFLOW-AD [14]	69.7	90.2	90.1	96.7	9.4	16.2	90.0	8.8	68.2
		PyramidalFlow [22]	64.4	88.9	89.7	87.6	1.3	2.9	62.9	1.5	59.8
	Rec.	RD [10]	91.2	97.5	95.0	99.5	39.7	44.8	98.5	28.9	82.6
		DiAD [16]	88.0	97.1	92.6	95.0	4.6	10.1	84.2	5.3	67.4
		ViTAD [40]	84.5	94.2	92.1	98.7	22.6	31.4	95.7	18.6	76.2
		InvAD [42]	96.6	99.1	96.6	99.6	40.6	47.1	98.8	30.8	84.5
		InvAD-lite [42]	93.7	98.5	96.0	99.4	41.1	46.9	98.5	30.6	83.8
		MambaAD [15]	91.1	97.8	93.6	99.3	38.8	44.6	98.2	28.7	82.2
Hybrid	UniAD [35]	73.3	91.0	89.8	97.1	14.2	22.0	91.7	12.4	70.5	
	RD++ [31]	96.6	99.1	96.0	99.6	46.1	49.3	98.7	32.7	85.3	
	DesTSeg [44]	89.9	97.5	92.9	89.9	47.8	52.3	85.3	35.4	81.1	
carrot	Aug.	DRAEM [37]	50.8	83.6	90.7	56.2	0.6	0.9	35.4	0.5	49.2
		SimpleNet [27]	82.4	96.1	92.5	98.1	13.3	20.6	92.6	11.5	73.2
	Emb.	CFA [21]	58.6	88.6	91.0	83.1	3.0	9.4	54.0	5.0	58.4
		PatchCore [29]	95.2	99.0	95.6	99.4	25.9	30.8	97.7	18.2	80.0
		CFLOW-AD [14]	85.2	96.8	92.3	98.9	20.0	27.2	96.0	15.7	76.0
		PyramidalFlow [22]	59.9	87.4	90.7	97.8	13.0	18.8	92.5	10.4	67.4
	Rec.	RD [10]	85.4	96.2	92.5	99.4	27.9	33.8	97.7	20.4	78.0
		DiAD [16]	93.4	98.3	98.1	97.6	6.2	11.2	91.1	5.9	70.8
		ViTAD [40]	77.4	93.0	92.2	98.8	19.3	25.9	95.9	14.8	73.8
		InvAD [42]	90.5	97.6	94.5	99.3	24.9	30.1	97.6	17.7	78.6
		InvAD-lite [42]	87.7	96.9	94.6	99.4	27.6	32.7	98.0	19.5	78.7
		MambaAD [15]	90.1	97.7	93.9	99.3	29.0	32.7	97.9	19.6	79.3
Hybrid	UniAD [35]	75.0	93.8	91.4	98.2	15.6	22.8	94.2	12.9	72.2	
	RD++ [31]	89.3	97.2	93.9	99.4	28.2	34.0	97.7	20.5	79.1	
	DesTSeg [44]	78.2	93.7	91.3	67.6	30.4	33.4	46.1	20.0	66.1	
cookie	Aug.	DRAEM [37]	80.6	93.4	91.1	47.3	1.7	5.2	20.5	2.7	53.5
		SimpleNet [27]	66.9	89.0	88.0	92.5	27.2	34.6	71.5	21.0	68.9
	Emb.	CFA [21]	61.2	86.8	88.4	72.4	19.4	27.6	38.3	16.0	59.1
		PatchCore [29]	71.0	91.6	88.0	98.0	52.4	50.2	92.5	33.5	78.4
		CFLOW-AD [14]	46.3	78.0	88.4	96.9	30.3	32.6	89.2	19.5	66.6
		PyramidalFlow [22]	23.4	67.8	88.0	88.8	7.1	11.9	70.8	6.3	52.2
	Rec.	RD [10]	50.2	80.1	88.0	96.7	28.1	33.2	87.4	19.9	67.1
		DiAD [16]	52.6	84.7	88.0	87.2	5.6	10.5	67.2	5.5	56.6
		ViTAD [40]	70.7	90.9	88.2	97.7	47.6	48.8	87.6	32.3	76.8
		InvAD [42]	63.5	88.5	88.0	98.4	48.8	49.3	92.5	32.7	76.1
		InvAD-lite [42]	62.0	88.4	88.0	97.3	39.9	42.8	87.0	27.2	73.1
		MambaAD [15]	58.3	85.6	88.4	96.8	38.8	42.0	84.3	26.6	71.5
Hybrid	UniAD [35]	62.3	86.9	88.0	96.0	24.2	29.6	88.1	17.4	69.3	
	RD++ [31]	56.7	82.8	88.4	97.6	39.6	42.6	89.2	27.1	71.6	
	DesTSeg [44]	61.7	87.9	88.4	83.7	43.9	45.2	57.8	29.2	68.5	

Table A26: Benchmarked results on MVTec 3D dataset [6] by the suggested metrics in Sec. 3.3.

	Method	Image-level			Pixel-level			mAU-PRO	mIoU-max	mAD		
		mAU-ROC	mAP	mF_1 -max	mAU-ROC	mAP	mF_1 -max					
dowel	Aug.											
		DRAEM [37]	38.5	75.0	88.9	42.1	0.7	2.2	24.6	1.1	42.4	
		SimpleNet [27]	90.3	97.5	92.5	97.8	16.2	21.5	90.2	12.0	74.9	
	Emb.		CFA [21]	88.8	96.8	92.9	85.0	7.1	11.1	56.9	5.9	66.4
			PatchCore [29]	98.2	99.6	97.5	99.3	44.5	46.7	96.3	30.5	85.1
			CFLOW-AD [14]	92.1	98.1	92.9	98.8	28.3	32.7	94.4	19.5	79.0
			PyramidalFlow [22]	66.5	89.3	89.7	93.9	6.3	10.5	74.9	5.5	64.1
	Rec.		RD [10]	97.3	99.3	96.7	99.7	51.1	50.6	98.8	33.9	86.4
			DiAD [16]	65.3	89.1	91.9	79.7	4.6	9.2	47.9	4.8	55.4
			ViTAD [40]	94.1	98.5	94.8	99.2	37.8	41.7	95.9	26.3	82.2
			InvAD [42]	99.3	99.8	98.6	99.7	49.5	48.6	98.6	32.1	86.7
			InvAD-lite [42]	96.8	99.3	96.0	99.6	51.4	51.5	97.7	34.7	86.2
			MambaAD [15]	96.5	99.2	95.3	99.5	50.1	48.9	97.4	32.3	85.5
	Hybrid		UniAD [35]	87.1	96.9	90.1	98.9	34.0	39.0	95.3	24.2	79.1
			RD++ [31]	99.6	99.9	98.6	99.7	53.9	51.3	98.8	34.5	87.6
		DesTSeg [44]	86.0	96.5	90.2	82.8	49.4	50.1	60.8	33.4	75.8	
foam	Aug.											
		DRAEM [37]	50.3	81.6	88.9	46.7	0.2	0.4	14.4	0.2	44.5	
		SimpleNet [27]	78.7	94.5	89.4	86.4	12.1	22.1	67.9	12.4	67.3	
	Emb.		CFA [21]	66.1	90.6	89.4	45.1	8.0	21.0	32.6	11.8	54.4
			PatchCore [29]	78.9	94.4	89.9	94.9	18.8	29.6	83.4	17.4	72.2
			CFLOW-AD [14]	75.0	93.5	89.3	85.5	15.8	27.2	57.5	15.7	66.2
			PyramidalFlow [22]	65.6	90.2	88.9	71.4	11.0	18.2	49.9	10.0	59.6
	Rec.		RD [10]	70.2	91.7	89.4	93.9	14.4	27.1	81.0	15.6	68.9
			DiAD [16]	78.3	94.4	89.2	87.5	1.4	3.9	59.7	2.0	59.2
			ViTAD [40]	82.9	95.4	90.8	94.0	14.3	26.0	81.3	14.9	71.8
			InvAD [42]	83.5	95.8	91.2	93.8	18.8	31.0	81.1	18.3	73.2
			InvAD-lite [42]	82.6	95.4	90.1	94.4	24.1	32.9	82.8	19.7	74.0
			MambaAD [15]	79.9	94.7	89.9	94.9	23.8	33.4	83.8	20.1	73.6
	Hybrid		UniAD [35]	76.8	94.0	88.9	85.0	10.3	23.0	60.1	13.0	65.6
			RD++ [31]	72.9	92.4	91.9	92.7	16.3	28.7	77.3	16.7	69.7
		DesTSeg [44]	80.2	95.0	89.1	84.5	44.3	49.5	72.7	32.9	75.4	
peach	Aug.											
		DRAEM [37]	61.6	86.9	89.5	46.7	0.5	1.0	22.5	0.5	48.5	
		SimpleNet [27]	70.0	90.5	90.1	92.2	5.5	11.0	73.3	5.8	64.5	
	Emb.		CFA [21]	49.9	81.6	89.1	67.4	1.2	5.7	39.0	2.9	50.9
			PatchCore [29]	75.2	92.7	91.2	98.2	26.4	32.4	93.3	19.3	74.5
			CFLOW-AD [14]	72.2	91.3	90.4	97.9	17.1	18.9	92.1	10.4	70.6
			PyramidalFlow [22]	62.0	86.7	89.8	96.4	6.6	11.0	87.3	5.8	64.9
	Rec.		RD [10]	64.0	85.0	91.6	98.4	15.6	21.7	93.7	12.2	68.8
			DiAD [16]	92.4	93.5	99.1	95.5	4.4	8.0	84.9	4.2	68.3
			ViTAD [40]	66.6	88.8	89.1	98.1	19.5	25.2	92.5	14.4	70.2
			InvAD [42]	90.4	97.3	94.1	99.3	41.3	46.5	97.1	30.3	82.5
			InvAD-lite [42]	85.4	95.3	94.1	99.3	42.8	44.0	97.2	28.2	81.2
			MambaAD [15]	89.3	97.1	93.4	99.4	42.9	44.0	97.5	28.2	82.1
	Hybrid		UniAD [35]	73.7	91.8	90.4	98.0	19.6	25.5	92.5	14.6	72.1
			RD++ [31]	74.2	89.8	92.0	98.8	26.2	31.7	94.8	18.8	74.1
		DesTSeg [44]	70.6	91.5	89.4	76.7	46.7	45.5	56.1	29.5	70.0	
potato	Aug.											
		DRAEM [37]	50.1	80.9	89.8	49.6	0.5	1.3	30.0	0.6	47.0	
		SimpleNet [27]	61.9	85.3	89.9	95.2	2.6	5.6	83.7	2.9	62.9	
	Emb.		CFA [21]	39.1	77.4	89.3	64.9	0.3	1.0	30.7	0.5	46.4
			PatchCore [29]	56.8	83.9	90.2	98.9	9.8	17.0	96.0	9.3	66.2
			CFLOW-AD [14]	62.0	86.8	89.3	98.5	11.4	13.9	95.3	7.5	67.1
			PyramidalFlow [22]	70.7	91.2	89.8	97.8	9.9	15.9	92.5	8.6	69.0
	Rec.		RD [10]	63.1	87.6	91.1	99.2	15.3	22.7	96.6	12.8	69.5
			DiAD [16]	82.2	95.8	90.2	98.5	8.6	14.7	94.8	7.9	69.3
			ViTAD [40]	58.2	86.7	89.8	98.7	11.6	17.9	95.1	9.8	67.0
			InvAD [42]	66.9	90.4	90.2	99.1	17.8	24.8	96.4	14.1	71.0
			InvAD-lite [42]	67.8	90.5	90.5	99.1	17.8	22.4	95.9	12.6	70.9
			MambaAD [15]	59.1	86.0	90.2	99.0	17.7	22.8	95.4	12.8	68.6
	Hybrid		UniAD [35]	51.6	83.8	89.3	97.9	8.5	13.9	92.3	7.5	64.0
			RD++ [31]	67.0	90.0	90.6	99.2	17.5	23.7	96.7	13.5	70.9
	DesTSeg [44]	58.2	86.8	90.2	54.8	8.5	9.2	22.5	4.8	51.1		

Table A27: Benchmarked results on MVTec 3D dataset [6] by the suggested metrics in Sec. 3.3.

	Method	Image-level			Pixel-level			mAU-PRO	mIoU-max	mAD	
		mAU-ROC	mAP	mF_1 -max	mAU-ROC	mAP	mF_1 -max				
rope	Aug.	DRAEM [37]	56.5	69.4	83.6	43.0	0.5	1.0	13.1	0.5	42.1
		SimpleNet [27]	93.3	97.7	93.8	99.3	53.8	52.4	93.1	35.5	84.8
	Emb.	CFA [21]	92.5	96.8	90.1	90.4	35.7	44.1	74.5	28.3	77.2
		PatchCore [29]	96.7	98.7	95.5	99.6	55.6	56.9	97.4	39.7	87.2
		CFLOW-AD [14]	94.1	97.7	92.2	99.3	45.1	47.3	95.3	31.0	83.2
		PyramidalFlow [22]	79.7	90.9	83.2	86.4	8.0	11.9	61.3	6.3	63.3
	Rec.	RD [10]	95.9	98.4	93.1	99.6	50.6	55.2	97.9	38.1	85.8
		DiAD [16]	72.4	87.2	81.7	94.3	9.5	16.1	74.6	8.8	62.3
		ViTAD [40]	98.5	99.4	96.4	98.5	41.7	43.3	89.5	27.6	83.2
		InvAD [42]	97.0	98.8	94.9	99.6	57.8	58.9	97.1	41.7	87.6
		InvAD-lite [42]	94.5	98.0	94.7	99.4	54.2	53.0	96.3	36.1	85.7
		MambaAD [15]	96.1	98.4	93.2	99.3	45.1	48.1	96.1	31.7	84.0
		UniAD [35]	95.9	98.5	95.6	99.3	41.5	47.8	96.4	31.4	84.0
	Hybrid	RD++ [31]	95.9	98.5	<u>96.3</u>	99.6	52.7	56.2	97.8	39.0	86.7
		DesTSeg [44]	92.7	97.2	92.2	98.8	64.7	62.7	97.2	45.7	87.4
DRAEM [37]		52.7	76.9	87.4	40.6	0.1	0.3	10.2	0.2	42.6	
titre	Aug.	SimpleNet [27]	59.5	85.7	87.4	93.9	6.9	13.1	78.3	7.0	62.8
		CFA [21]	70.7	90.8	87.4	52.5	1.2	5.3	18.9	2.7	51.2
	Emb.	PatchCore [29]	80.1	93.6	87.9	99.1	22.6	31.1	95.8	18.4	74.7
		CFLOW-AD [14]	56.1	83.9	87.4	97.5	7.0	11.2	90.7	5.9	63.7
		PyramidalFlow [22]	44.2	79.2	87.4	93.7	3.7	7.3	78.0	3.8	58.0
		RD [10]	54.2	79.2	87.4	99.0	13.5	21.5	95.5	12.1	65.5
	Rec.	DiAD [16]	54.0	76.1	87.4	92.5	3.4	8.1	78.1	4.2	57.1
		ViTAD [40]	70.6	89.3	89.6	97.9	17.4	28.3	90.6	16.5	70.9
		InvAD [42]	86.2	<u>95.8</u>	<u>89.9</u>	99.5	<u>29.3</u>	<u>38.2</u>	97.5	23.6	78.4
		InvAD-lite [42]	89.0	96.7	91.3	99.3	42.3	47.4	96.4	31.1	81.8
		MambaAD [15]	87.3	<u>95.9</u>	91.1	99.3	42.1	46.3	96.7	30.1	81.3
		UniAD [35]	68.8	87.5	88.7	97.0	8.4	15.4	87.5	8.4	66.9
	Hybrid	RD++ [31]	78.4	92.6	88.7	99.4	23.6	31.8	97.0	18.9	74.8
		DesTSeg [44]	78.1	93.0	88.4	77.9	13.7	18.7	55.7	10.3	64.0
		DRAEM [37]	55.7	81.8	88.8	46.6	0.8	1.9	21.9	1.0	46.6
Avg	Aug.	SimpleNet [27]	75.8	92.3	90.4	94.7	17.3	23.4	81.0	13.9	70.1
		CFA [21]	67.1	89.3	89.6	71.6	9.7	16.1	43.2	9.3	58.6
	Emb.	PatchCore [29]	84.1	<u>95.1</u>	92.5	<u>98.6</u>	33.7	38.5	<u>94.4</u>	24.5	78.4
		CFLOW-AD [14]	73.1	91.0	90.2	96.8	21.6	26.6	89.0	15.8	71.6
		PyramidalFlow [22]	58.7	85.6	88.6	90.8	7.2	12.0	74.9	6.4	61.9
		RD [10]	75.8	91.2	91.5	98.4	29.6	35.5	93.9	22.2	75.3
	Rec.	DiAD [16]	75.4	91.0	90.9	91.7	5.3	10.2	74.9	5.4	62.8
		ViTAD [40]	79.6	93.4	91.6	98.0	27.2	33.3	91.6	20.4	75.4
		InvAD [42]	86.9	96.2	93.3	98.7	<u>37.4</u>	<u>42.4</u>	95.2	<u>27.4</u>	80.3
		InvAD-lite [42]	84.7	<u>95.6</u>	<u>92.6</u>	<u>98.6</u>	<u>38.3</u>	41.9	94.2	26.9	79.6
		MambaAD [15]	84.1	<u>95.1</u>	<u>92.2</u>	<u>98.6</u>	36.9	40.8	94.2	25.9	79.0
		UniAD [35]	75.3	92.1	90.3	96.6	21.2	27.9	88.9	16.7	72.3
	Hybrid	RD++ [31]	81.8	93.9	<u>92.8</u>	98.5	34.4	39.6	94.1	25.2	78.1
		DesTSeg [44]	79.1	93.8	90.7	81.1	41.3	42.7	64.0	28.4	72.6

E Detailed Quantitative Results on MVTec LOCO Dataset Under 100 epochs

Table A28: Benchmarked results on MVTec LOCO dataset [5] by the suggested metrics in Sec. 3.3.

	Method	Image-level			Pixel-level			mAU-PRO	mIoU-max	mAD	
		mAU-ROC	mAP	mF_1 -max	mAU-ROC	mAP	mF_1 -max				
breakfast_box	Aug.	DRAEM [37]	62.6	76.9	77.2	50.0	4.4	12.5	14.9	6.7	46.3
		SimpleNet [27]	88.9	94.1	85.5	87.8	56.9	55.3	73.0	38.3	78.9
	Emb.	CFA [21]	64.3	79.1	77.6	68.0	29.7	28.5	33.9	16.6	56.8
		PatchCore [29]	77.1	88.4	78.0	89.4	55.4	49.3	76.1	32.8	74.4
		CFLOW-AD [14]	74.9	86.4	77.8	88.6	48.0	46.5	71.1	30.3	71.6
		PyramidalFlow [22]	58.3	75.3	77.4	59.7	44.2	28.1	20.6	16.3	54.2
	Rec.	RD [10]	66.2	80.7	77.2	83.7	27.1	35.6	65.0	21.6	63.8
		DiAD [16]	68.5	82.0	77.2	84.6	26.3	37.6	39.7	23.2	59.4
		ViTAD [40]	77.7	88.0	78.8	89.1	56.1	53.1	70.3	36.1	74.3
		InvAD [42]	82.7	91.1	80.5	90.2	63.7	60.8	79.7	43.6	79.2
		InvAD-lite [42]	77.1	87.9	77.6	88.6	50.5	49.0	77.2	32.5	73.6
		MambaAD [15]	69.7	83.6	77.5	89.1	54.5	50.1	74.5	33.5	72.0
	Hybrid	UniAD [35]	73.1	85.5	77.2	89.0	48.8	46.2	71.0	30.1	71.2
		RD++ [31]	69.8	84.3	77.2	86.8	41.4	45.1	69.6	29.1	68.9
		DesTSeg [44]	85.5	92.7	82.1	82.6	64.1	59.4	72.6	42.2	78.2
juice_bottle	Aug.	DRAEM [37]	52.1	74.3	83.4	31.3	3.9	10.1	7.3	5.3	41.5
		SimpleNet [27]	96.7	98.8	94.8	91.6	48.9	54.6	86.1	37.5	83.5
	Emb.	CFA [21]	85.1	94.3	85.4	73.6	20.3	22.0	51.7	12.4	65.1
		PatchCore [29]	95.2	98.3	94.1	89.9	56.2	57.8	87.1	40.6	84.3
		CFLOW-AD [14]	95.9	98.4	93.6	91.7	44.1	47.3	84.1	31.0	81.4
		PyramidalFlow [22]	48.6	74.9	83.5	54.2	9.7	10.1	24.9	5.3	46.9
	Rec.	RD [10]	90.1	96.6	89.3	89.2	46.9	47.7	84.4	31.4	79.5
		DiAD [16]	97.3	98.8	96.1	83.2	40.0	42.4	74.9	26.9	76.1
		ViTAD [40]	90.3	96.4	88.7	88.6	48.4	49.1	83.4	32.5	79.6
		InvAD [42]	95.8	98.5	94.2	90.6	53.9	58.3	88.4	41.2	84.5
		InvAD-lite [42]	93.0	97.3	92.7	90.6	53.4	57.2	87.5	40.0	83.3
		MambaAD [15]	92.0	97.0	92.3	89.7	47.8	53.2	85.3	36.3	81.4
	Hybrid	UniAD [35]	92.2	97.0	90.5	90.6	52.5	54.6	87.3	37.6	82.2
		RD++ [31]	90.6	96.5	88.8	90.1	49.2	50.9	85.2	34.2	80.4
		DesTSeg [44]	98.5	99.5	97.2	78.8	57.0	57.2	79.7	40.1	83.3
pushpins	Aug.	DRAEM [37]	54.5	55.1	72.8	52.4	0.8	1.8	14.8	0.9	39.1
		SimpleNet [27]	74.8	81.8	74.0	68.9	3.7	8.8	62.0	4.6	56.4
	Emb.	CFA [21]	53.7	63.2	71.4	43.6	0.8	1.7	22.5	0.9	40.0
		PatchCore [29]	74.3	82.8	72.7	56.1	3.1	7.5	63.6	3.9	54.6
		CFLOW-AD [14]	60.8	69.1	71.4	39.4	1.2	3.0	52.4	1.5	45.5
		PyramidalFlow [22]	51.7	60.9	71.4	58.8	1.3	3.2	29.3	1.6	42.2
	Rec.	RD [10]	71.4	80.4	71.7	51.2	2.2	7.6	68.1	4.0	53.4
		DiAD [16]	57.6	65.7	73.0	62.8	1.4	3.2	36.4	1.6	42.9
		ViTAD [40]	66.8	73.6	72.2	46.1	2.2	6.0	57.1	3.1	49.4
		InvAD [42]	81.0	87.4	76.7	67.2	3.8	9.1	75.1	4.8	60.2
		InvAD-lite [42]	77.9	84.0	76.1	60.0	3.0	8.4	67.8	4.4	57.1
		MambaAD [15]	79.8	85.9	76.3	58.8	2.6	9.4	72.7	5.0	58.3
	Hybrid	UniAD [35]	63.5	70.1	71.4	41.6	1.0	3.9	53.8	2.0	46.7
		RD++ [31]	77.0	84.0	74.6	52.3	2.5	7.5	67.5	3.9	55.5
		DesTSeg [44]	59.9	71.1	71.7	54.0	3.9	8.2	42.3	4.3	47.3
screw_bag	Aug.	DRAEM [37]	53.1	65.9	78.4	49.3	6.7	13.7	10.1	7.4	42.9
		SimpleNet [27]	63.5	76.5	78.3	61.2	10.3	16.5	46.8	9.0	53.2
	Emb.	CFA [21]	63.2	77.2	78.4	50.2	7.5	13.6	30.2	7.3	49.2
		PatchCore [29]	70.1	82.8	78.2	72.1	13.1	22.0	62.1	12.4	59.7
		CFLOW-AD [14]	64.4	77.7	78.4	68.7	11.2	20.4	67.0	11.3	57.7
		PyramidalFlow [22]	52.7	68.5	78.5	59.0	9.9	15.6	35.5	8.5	48.3
	Rec.	RD [10]	66.3	79.8	78.2	71.5	12.6	21.8	52.1	12.2	57.1
		DiAD [16]	57.6	68.1	79.3	70.2	11.3	21.2	58.5	11.9	52.3
		ViTAD [40]	65.2	77.7	79.0	72.5	13.2	21.9	42.2	12.3	55.7
		InvAD [42]	68.5	82.1	78.7	71.9	13.2	21.9	53.0	12.3	58.2
		InvAD-lite [42]	68.2	79.7	78.7	72.2	13.1	21.9	49.1	12.3	57.3
		MambaAD [15]	55.2	70.5	78.2	73.1	13.2	22.7	53.6	12.8	54.3
	Hybrid	UniAD [35]	56.9	69.1	78.8	66.8	10.8	19.2	64.8	10.6	54.3
		RD++ [31]	66.8	80.8	78.2	69.4	12.1	20.2	53.0	11.3	57.0
		DesTSeg [44]	68.4	81.9	78.4	51.2	9.7	13.6	44.0	7.3	52.9

Table A29: Benchmarked results on MVTEC LOCO dataset [5] by the suggested metrics in Sec. 3.3.

	Method	Image-level			Pixel-level			mAU-PRO	mIoU-max	mAD	
		mAU-ROC	mAP	mF_1 -max	mAU-ROC	mAP	mF_1 -max				
splicing_connectors	Aug.	DRAEM [37]	40.1	54.7	76.4	50.4	6.5	14.1	15.0	7.6	39.3
		SimpleNet [27]	83.8	91.4	81.9	73.2	25.1	28.5	51.1	16.6	65.1
	Emb.	CFA [21]	66.2	79.3	76.6	57.2	12.9	15.7	17.4	8.5	49.9
		PatchCore [29]	85.6	92.9	84.4	68.1	21.5	22.3	60.8	12.6	65.4
		CFLOW-AD [14]	79.3	89.3	77.8	65.2	20.3	22.3	73.1	12.5	63.7
		PyramidalFlow [22]	55.9	67.0	76.4	56.7	9.8	15.7	18.2	8.5	45.8
		RD [10]	79.2	89.1	78.0	58.0	16.3	17.9	68.8	9.9	61.2
	Rec.	DiAD [16]	75.7	83.0	78.8	58.1	15.9	19.6	32.4	10.9	51.9
		ViTAD [40]	82.1	90.6	79.6	70.5	23.7	25.8	62.4	14.8	64.8
		InvAD [42]	81.9	90.5	79.7	62.2	20.8	23.8	68.7	13.5	64.0
		InvAD-lite [42]	80.8	89.9	79.3	67.9	22.6	24.5	65.5	14.0	64.2
		MambaAD [15]	82.4	90.7	80.4	71.8	26.0	26.8	64.9	15.5	65.9
	Hybrid	UniAD [35]	80.4	88.7	80.1	77.7	40.5	43.2	46.5	27.5	67.5
		RD++ [31]	77.7	88.5	77.3	59.2	16.2	17.5	68.9	9.6	60.8
		DesTSeg [44]	77.5	88.1	77.0	53.8	41.3	14.0	28.4	7.5	57.6
Avg	Aug.	DRAEM [37]	52.5	65.4	77.6	46.7	4.5	10.4	12.4	5.6	41.8
		SimpleNet [27]	81.6	88.5	82.9	76.5	29.0	32.7	63.8	21.2	67.4
	Emb.	CFA [21]	66.5	78.6	77.9	58.5	14.2	16.3	31.1	9.1	52.2
		PatchCore [29]	80.5	89.0	81.5	75.1	29.9	31.8	69.9	20.4	67.7
		CFLOW-AD [14]	75.1	84.2	79.8	70.7	25.0	27.9	69.5	17.3	64.0
		PyramidalFlow [22]	53.4	69.3	77.5	57.7	15.0	14.5	25.7	8.0	47.5
		RD [10]	74.6	85.3	78.9	70.7	21.0	26.1	67.7	15.8	63.0
	Rec.	DiAD [16]	71.3	79.5	80.9	71.8	19.0	24.8	48.4	14.9	56.5
		ViTAD [40]	76.4	85.2	79.6	73.4	28.7	31.2	63.1	19.8	64.8
		InvAD [42]	82.0	89.9	82.0	76.4	31.1	34.8	73.0	23.1	69.2
		InvAD-lite [42]	79.4	87.8	80.9	75.8	28.5	32.2	69.4	20.6	67.1
		MambaAD [15]	75.8	85.5	81.0	76.5	28.8	32.5	70.2	20.6	66.4
	Hybrid	UniAD [35]	73.2	82.1	79.6	73.1	30.7	33.4	64.7	21.6	64.4
		RD++ [31]	76.4	86.8	79.2	71.5	24.3	28.3	68.8	17.6	64.5
		DesTSeg [44]	77.9	86.7	81.3	64.1	35.2	30.5	53.4	20.3	63.9

F Detailed Quantitative Results on VisA Dataset Under 100 epochs

Table A30: Benchmarked results on VisA dataset [47] by the suggested metrics in Sec. 3.3.

	Method	Image-level			Pixel-level			mAU-PRO	mIoU-max	mAD	
		mAU-ROC	mAP	mF ₁ -max	mAU-ROC	mAP	mF ₁ -max				
candle	Aug.	DRAEM [37]	36.0	45.5	66.7	32.0	0.1	0.3	5.5	0.2	29.4
		SimpleNet [27]	93.6	94.5	84.9	96.4	9.9	19.9	88.4	11.1	72.3
		RealNet [45]	52.7	57.8	66.7	51.8	9.8	5.2	28.5	2.7	41.4
	Emb.	CFA [21]	71.8	73.7	70.6	76.2	3.7	12.2	59.7	6.5	55.0
		CFLOW-AD [14]	93.0	93.3	85.3	98.8	13.9	23.0	93.8	13.0	74.0
		PyramidalFlow [22]	43.4	44.9	66.7	77.9	0.5	2.3	55.8	1.2	42.9
	Rec.	RD [10]	93.1	93.4	86.9	99.1	24.2	35.4	95.5	21.5	77.3
		DiAD [16]	92.3	93.6	84.5	80.2	1.0	4.1	43.1	2.1	57.0
		ViTAD [40]	90.0	91.3	81.6	96.1	16.2	27.9	86.6	16.2	72.2
		InvAD [42]	95.3	94.8	90.6	99.2	23.3	34.1	95.8	20.5	78.3
		InvAD-lite [42]	97.1	97.2	92.0	99.0	21.7	30.6	96.0	18.1	78.6
		MambaAD [15]	95.8	96.4	89.6	99.0	21.3	31.5	95.8	18.7	77.9
	Hybrid	UniAD [35]	95.7	95.6	89.2	99.0	24.1	32.8	93.7	19.6	77.9
		RD++ [31]	92.5	92.9	87.8	99.3	26.2	37.1	95.5	22.7	77.8
		DesTSeg [44]	89.7	90.5	86.1	79.6	41.1	43.9	61.7	28.1	72.7
capsules	Aug.	DRAEM [37]	49.0	68.2	76.9	54.8	0.4	0.7	20.3	0.3	41.9
		SimpleNet [27]	76.8	87.0	78.3	95.5	42.0	45.5	66.1	29.4	71.5
		RealNet [45]	72.8	85.0	77.0	65.9	31.8	34.8	31.8	21.1	59.7
	Emb.	CFA [21]	56.5	71.2	77.2	55.2	0.4	0.9	5.9	0.4	41.9
		CFLOW-AD [14]	54.8	72.8	76.9	94.2	26.4	30.4	64.3	17.9	61.0
		PyramidalFlow [22]	55.8	69.4	76.9	86.9	3.3	8.7	62.4	4.5	53.8
	Rec.	RD [10]	81.8	90.5	81.3	99.3	60.2	60.7	93.0	43.5	81.4
		DiAD [16]	51.5	71.2	78.1	90.6	2.9	6.5	49.7	3.4	50.1
		ViTAD [40]	80.4	88.2	78.9	98.2	31.0	41.6	75.5	26.2	72.0
		InvAD [42]	90.1	94.2	86.8	99.6	68.6	64.9	95.0	48.1	86.2
		InvAD-lite [42]	91.7	94.7	90.1	99.3	60.5	58.5	95.2	41.3	85.3
		MambaAD [15]	91.1	94.4	89.6	99.0	58.4	56.7	93.2	39.5	84.3
	Hybrid	UniAD [35]	71.2	83.9	78.4	97.5	42.2	45.5	73.6	29.4	71.3
		RD++ [31]	84.3	91.4	83.5	99.4	64.1	63.6	93.2	46.6	83.2
		DesTSeg [44]	85.4	91.8	83.3	95.9	39.0	43.6	82.6	27.9	76.1
cashew	Aug.	DRAEM [37]	84.4	92.9	84.0	32.3	0.7	2.2	8.7	1.1	49.0
		SimpleNet [27]	93.2	96.8	90.2	98.6	67.8	65.0	82.0	48.1	85.9
		RealNet [45]	79.8	89.6	84.5	51.0	22.4	3.1	19.7	1.6	54.3
	Emb.	CFA [21]	74.9	88.1	81.0	97.6	57.3	56.1	76.2	39.0	76.6
		CFLOW-AD [14]	95.8	98.2	93.3	99.0	53.8	54.9	94.6	37.9	85.7
		PyramidalFlow [22]	84.1	90.7	87.7	49.7	0.6	2.2	15.7	1.1	52.3
	Rec.	RD [10]	92.1	95.7	91.3	91.3	43.8	49.4	85.1	32.8	80.2
		DiAD [16]	77.0	88.3	83.3	85.5	42.4	46.6	19.4	30.3	63.2
		ViTAD [40]	89.1	94.9	87.5	98.2	62.5	61.5	79.9	44.4	83.0
		InvAD [42]	96.1	98.3	93.2	96.5	58.4	61.1	90.6	44.0	86.3
		InvAD-lite [42]	94.1	97.0	90.8	94.4	51.6	55.5	90.5	38.4	83.5
		MambaAD [15]	93.8	97.0	91.7	94.0	46.7	51.7	88.2	34.9	82.2
	Hybrid	UniAD [35]	94.8	97.4	91.5	99.2	61.3	63.9	91.0	46.9	86.7
		RD++ [31]	93.4	96.3	92.2	95.1	56.4	58.9	87.2	41.7	84.2
		DesTSeg [44]	88.0	94.2	87.5	85.9	65.9	62.6	58.8	45.5	79.1
chewinggum	Aug.	DRAEM [37]	56.4	72.6	79.0	34.4	0.3	1.1	1.1	0.6	39.3
		SimpleNet [27]	97.4	98.8	93.8	98.3	31.5	36.9	75.1	22.6	78.6
		RealNet [45]	87.7	94.6	86.0	72.4	40.0	42.0	36.4	26.5	68.6
	Emb.	CFA [21]	76.3	88.7	80.7	95.6	33.1	36.5	70.6	22.3	70.4
		CFLOW-AD [14]	97.3	98.9	95.3	99.2	60.3	60.3	87.9	43.2	87.0
		PyramidalFlow [22]	36.3	63.6	80.0	68.5	1.3	1.1	39.2	0.6	43.7
	Rec.	RD [10]	95.8	98.0	92.6	98.7	60.4	62.6	78.7	45.5	85.3
		DiAD [16]	82.5	90.9	83.5	64.0	14.7	29.3	15.7	17.2	54.4
		ViTAD [40]	95.8	98.0	93.2	97.8	61.1	58.5	72.2	41.3	84.0
		InvAD [42]	98.0	99.0	94.9	98.7	60.4	62.8	81.3	45.8	86.5
		InvAD-lite [42]	97.5	98.9	94.8	98.3	56.0	57.6	80.6	40.4	85.1
		MambaAD [15]	97.4	98.8	94.7	98.0	54.6	60.0	80.0	42.8	85.1
	Hybrid	UniAD [35]	97.4	98.9	96.3	99.1	60.3	58.5	85.9	41.4	86.7
		RD++ [31]	97.1	98.7	94.2	98.7	58.8	61.8	79.8	44.7	85.7
		DesTSeg [44]	96.3	98.6	95.8	98.0	79.2	71.9	68.9	56.1	88.2

Table A31: Benchmarked results on VisA dataset [47] by the suggested metrics in Sec. 3.3.

	Method	Image-level			Pixel-level			mAU-PRO	mIoU-max	mAD	
		mAU-ROC	mAP	mF ₁ -max	mAU-ROC	mAP	mF ₁ -max				
fryum	Aug.	DRAEM [37]	46.5	68.9	80.0	59.6	4.3	10.3	32.0	5.4	45.8
		SimpleNet [27]	84.0	92.8	83.6	94.9	46.2	48.5	81.7	32.0	77.3
		RealNet [45]	66.2	83.4	80.6	53.8	35.7	10.4	19.2	5.5	53.3
	Emb.	CFA [21]	68.7	84.0	81.0	79.4	26.1	32.5	49.8	19.4	62.4
		CFLOW-AD [14]	90.1	95.5	88.3	97.5	<u>53.6</u>	<u>53.3</u>	87.4	<u>36.3</u>	82.1
		PyramidalFlow [22]	68.7	83.5	81.0	81.7	12.7	19.0	62.7	10.5	60.9
	Rec.	RD [10]	95.4	<u>97.9</u>	92.5	96.9	47.5	51.6	93.2	34.8	<u>83.8</u>
		DiAD [16]	83.7	92.6	84.3	97.1	55.7	58.1	69.0	40.9	77.2
		ViTAD [40]	93.9	97.2	90.6	<u>97.4</u>	46.4	50.3	88.7	33.6	82.3
		InvAD [42]	96.0	98.2	91.9	97.0	48.5	52.5	92.1	35.6	83.9
		InvAD-lite [42]	<u>95.6</u>	98.0	90.9	96.8	47.2	51.6	<u>92.8</u>	34.7	83.5
		MambaAD [15]	<u>95.5</u>	97.8	<u>91.5</u>	97.0	48.3	51.7	92.3	34.9	<u>83.6</u>
	Hybrid	UniAD [35]	86.0	93.4	85.7	97.2	46.3	<u>53.1</u>	81.9	36.2	79.0
		RD++ [31]	94.8	97.8	<u>91.9</u>	96.9	47.3	52.7	<u>92.5</u>	35.8	<u>83.6</u>
		DesTSeg [44]	92.2	96.6	88.8	68.9	<u>48.9</u>	43.8	49.2	28.0	<u>72.6</u>
macaroni1	Aug.	DRAEM [37]	53.4	47.5	64.6	22.3	0.0	0.1	2.6	0.0	30.7
		SimpleNet [27]	77.4	75.7	71.4	97.0	3.8	10.6	87.0	5.6	62.2
		RealNet [45]	76.2	81.5	72.0	60.1	13.2	19.7	27.5	10.9	53.3
	Emb.	CFA [21]	57.9	61.6	68.1	73.5	0.4	2.7	58.8	1.4	48.2
		CFLOW-AD [14]	80.6	77.5	75.3	99.1	7.6	13.3	94.9	7.1	65.8
		PyramidalFlow [22]	41.9	43.4	66.0	81.2	0.1	0.2	39.9	0.1	40.4
	Rec.	RD [10]	94.8	<u>92.8</u>	<u>88.9</u>	99.8	<u>23.8</u>	<u>31.1</u>	97.4	<u>18.4</u>	77.6
		DiAD [16]	97.9	97.2	<u>92.1</u>	54.1	0.0	0.1	3.3	0.0	49.3
		ViTAD [40]	84.8	82.5	75.4	98.5	7.2	16.0	90.2	8.7	66.9
		InvAD [42]	94.3	<u>92.8</u>	87.1	<u>99.7</u>	<u>21.7</u>	<u>30.1</u>	97.4	<u>17.7</u>	<u>76.8</u>
		InvAD-lite [42]	92.9	90.4	86.0	<u>99.7</u>	18.6	25.6	97.2	14.7	75.0
		MambaAD [15]	91.5	89.6	82.3	<u>99.5</u>	17.6	26.1	96.0	15.0	73.8
	Hybrid	UniAD [35]	84.2	81.4	77.0	99.0	8.0	16.4	94.0	8.9	67.6
		RD++ [31]	93.4	91.6	86.0	99.7	24.1	34.2	96.9	20.7	77.0
		DesTSeg [44]	<u>95.2</u>	<u>93.3</u>	92.7	79.7	15.7	24.4	<u>46.2</u>	13.9	67.6
macaroni2	Aug.	DRAEM [37]	52.3	51.5	62.8	48.7	0.0	0.1	12.2	0.0	35.4
		SimpleNet [27]	66.7	61.2	66.9	90.9	0.7	4.2	79.1	2.2	54.3
		RealNet [45]	57.6	57.5	69.4	51.4	5.3	3.6	16.0	1.8	40.3
	Emb.	CFA [21]	50.9	51.1	67.6	79.0	0.2	1.6	52.5	0.8	44.9
		CFLOW-AD [14]	64.3	62.7	66.2	97.2	1.5	5.5	88.2	2.8	56.2
		PyramidalFlow [22]	67.8	71.0	69.2	63.9	0.0	0.1	8.3	0.0	43.7
	Rec.	RD [10]	87.4	83.0	82.8	99.6	12.8	22.4	<u>97.2</u>	12.6	71.2
		DiAD [16]	50.6	42.5	63.4	56.2	0.0	0.1	12.3	0.0	32.1
		ViTAD [40]	77.1	69.9	71.4	<u>98.0</u>	3.4	9.1	87.5	4.8	61.1
		InvAD [42]	85.9	<u>81.9</u>	<u>81.2</u>	99.6	10.8	18.1	<u>97.4</u>	10.0	<u>69.7</u>
		InvAD-lite [42]	<u>86.5</u>	83.0	<u>80.4</u>	99.6	<u>10.9</u>	17.9	97.9	9.8	<u>69.9</u>
		MambaAD [15]	84.5	<u>80.6</u>	77.1	<u>99.5</u>	8.8	16.9	96.5	9.2	68.1
	Hybrid	UniAD [35]	76.5	76.6	69.4	97.3	5.0	12.4	88.0	6.6	62.4
		RD++ [31]	83.7	78.6	77.8	<u>99.5</u>	10.3	<u>18.7</u>	96.3	<u>10.3</u>	68.1
		DesTSeg [44]	70.6	70.0	71.7	69.2	<u>11.3</u>	<u>19.1</u>	44.7	<u>10.6</u>	53.4
peb1	Aug.	DRAEM [37]	56.1	52.2	68.4	33.6	0.3	0.9	11.4	0.5	35.2
		SimpleNet [27]	92.8	93.9	87.9	98.7	80.0	74.9	78.9	<u>59.8</u>	87.3
		RealNet [45]	76.6	79.6	71.2	70.5	36.9	41.9	25.1	26.5	59.7
	Emb.	CFA [21]	80.9	81.5	75.6	93.0	62.4	65.3	46.0	48.5	73.0
		CFLOW-AD [14]	93.5	93.5	86.5	99.1	72.4	68.7	87.8	52.3	86.6
		PyramidalFlow [22]	83.3	80.9	82.1	92.8	49.3	45.5	40.5	29.5	69.6
	Rec.	RD [10]	54.8	47.6	74.9	98.6	18.8	38.3	92.5	23.7	60.6
		DiAD [16]	92.8	<u>95.3</u>	94.5	96.6	27.9	38.4	60.8	23.8	72.3
		ViTAD [40]	95.3	<u>93.7</u>	90.7	<u>99.4</u>	63.2	61.1	89.0	43.9	85.7
		InvAD [42]	<u>96.5</u>	96.1	93.1	99.8	81.3	75.9	96.1	61.2	91.8
		InvAD-lite [42]	<u>96.2</u>	94.4	<u>93.7</u>	99.8	<u>79.3</u>	<u>73.2</u>	96.1	<u>57.8</u>	<u>90.9</u>
		MambaAD [15]	95.7	94.5	<u>93.3</u>	99.8	79.0	72.9	94.3	57.4	<u>90.5</u>
	Hybrid	UniAD [35]	94.4	93.1	91.1	<u>99.3</u>	62.9	59.9	89.1	42.8	85.3
		RD++ [31]	96.6	96.2	91.7	<u>99.3</u>	67.7	61.0	<u>95.2</u>	43.9	87.8
		DesTSeg [44]	82.7	81.2	77.0	96.3	70.0	66.4	71.9	49.7	78.2

Table A32: Benchmarked results on VisA dataset [47] by the suggested metrics in Sec. 3.3.

	Method	Image-level			Pixel-level			mAU-PRO	mIoU-max	mAD	
		mAU-ROC	mAP	mF_1 -max	mAU-ROC	mAP	mF_1 -max				
pcb2	Aug.	DRAEM [37]	59.6	70.8	66.7	38.0	0.1	0.4	7.3	0.2	38.6
		SimpleNet [27]	90.1	91.8	83.4	96.6	13.9	23.5	80.6	13.3	71.0
		RealNet [45]	71.6	78.8	67.4	64.1	12.9	19.8	32.7	11.0	52.5
	Emb.	CFA [21]	74.3	75.9	71.5	74.7	6.5	14.9	46.5	8.1	54.8
		CFLOW-AD [14]	92.4	93.0	85.8	96.6	12.5	18.7	82.3	10.3	71.5
		PyramidalFlow [22]	72.8	76.3	70.8	93.9	8.8	15.9	71.9	8.7	60.5
	Rec.	RD [10]	97.3	96.9	94.1	97.8	22.1	30.0	91.6	17.6	78.2
		DiAD [16]	97.7	98.0	92.8	83.8	3.8	9.9	50.9	5.2	62.4
		ViTAD [40]	90.2	89.4	85.4	97.9	12.9	21.0	82.7	11.7	71.0
		InvAD [42]	97.0	97.1	93.1	99.1	16.1	23.8	92.5	13.5	76.8
		InvAD-lite [42]	94.7	94.7	89.9	98.9	12.9	23.0	91.4	13.0	74.8
		MambaAD [15]	95.2	95.0	90.2	98.8	13.9	24.1	90.0	13.7	75.1
	Hybrid	UniAD [35]	90.8	91.5	85.4	97.9	9.0	17.3	83.6	9.4	70.6
		RD++ [31]	98.3	98.5	94.9	97.9	28.6	34.6	91.1	20.9	80.1
		DesTSeg [44]	90.1	89.1	83.0	93.6	20.9	29.6	66.3	17.4	70.0
pcb3	Aug.	DRAEM [37]	36.1	46.1	66.4	38.5	0.2	0.5	7.9	0.3	30.7
		SimpleNet [27]	86.4	88.3	78.0	97.6	19.7	27.7	80.8	16.1	70.3
		RealNet [45]	78.8	84.0	72.5	71.5	29.8	36.6	35.7	22.4	60.9
	Emb.	CFA [21]	63.0	68.7	66.9	85.5	11.5	20.3	39.6	11.3	52.7
		CFLOW-AD [14]	80.5	83.6	73.6	96.3	22.6	26.8	80.3	15.4	67.9
		PyramidalFlow [22]	53.8	56.4	66.4	56.4	0.5	2.7	7.6	1.3	37.8
	Rec.	RD [10]	96.2	96.1	90.7	98.0	25.3	34.8	93.6	21.1	78.6
		DiAD [16]	94.2	93.8	89.1	88.5	3.8	10.2	48.0	5.4	61.1
		ViTAD [40]	90.4	90.6	84.6	98.2	23.5	29.6	87.9	17.4	74.2
		InvAD [42]	96.6	97.0	92.1	99.2	17.3	28.7	93.1	16.8	77.4
		InvAD-lite [42]	93.8	94.3	86.1	99.1	17.6	28.2	92.6	16.4	75.4
		MambaAD [15]	95.0	95.2	88.8	99.1	21.7	27.6	92.0	16.0	76.5
	Hybrid	UniAD [35]	82.8	83.8	76.9	98.2	13.6	24.1	80.9	13.7	67.7
		RD++ [31]	95.7	95.8	89.9	98.0	33.2	35.6	93.7	21.6	79.5
		DesTSeg [44]	93.4	94.1	87.3	89.9	31.9	33.6	56.9	20.2	72.3
pcb4	Aug.	DRAEM [37]	68.0	58.0	76.4	32.8	0.5	1.3	6.6	0.7	38.9
		SimpleNet [27]	97.6	97.8	92.0	95.2	22.1	30.9	79.0	18.2	76.3
		RealNet [45]	72.5	79.2	68.3	58.3	28.0	23.1	24.0	13.1	53.3
	Emb.	CFA [21]	72.5	75.7	69.8	75.2	10.0	19.1	44.2	10.6	54.9
		CFLOW-AD [14]	98.5	98.4	96.1	96.7	21.9	30.9	85.4	18.3	78.2
		PyramidalFlow [22]	48.9	52.7	66.4	89.5	5.0	8.9	66.3	4.7	49.2
	Rec.	RD [10]	100.	100.	99.5	97.8	30.2	36.0	89.2	22.0	81.6
		DiAD [16]	99.7	99.7	99.0	95.4	9.9	18.2	83.5	10.0	72.2
		ViTAD [40]	99.1	98.7	97.0	99.0	42.8	47.9	93.4	31.5	84.5
		InvAD [42]	99.8	99.8	98.0	98.6	46.6	45.1	91.1	29.2	84.8
		InvAD-lite [42]	99.8	99.8	98.0	98.7	50.6	49.4	90.8	32.8	85.8
		MambaAD [15]	99.6	99.7	97.0	98.7	47.4	47.6	90.8	31.2	84.9
	Hybrid	UniAD [35]	99.2	99.2	95.5	97.1	29.1	33.7	83.1	20.3	79.4
		RD++ [31]	100.	100.	99.0	97.4	32.8	38.7	86.8	24.0	81.8
		DesTSeg [44]	98.8	98.7	95.1	94.3	53.4	52.2	74.3	35.3	83.0
pipe_fryum	Aug.	DRAEM [37]	63.5	74.5	83.1	22.9	0.7	2.5	4.9	1.2	40.7
		SimpleNet [27]	80.7	90.9	83.2	98.8	70.8	66.2	71.3	49.5	80.9
		RealNet [45]	64.0	83.5	80.5	61.3	43.2	31.4	32.3	18.6	59.0
	Emb.	CFA [21]	48.2	71.5	80.0	90.9	53.7	52.7	59.2	35.8	65.3
		CFLOW-AD [14]	97.4	98.8	96.0	99.2	60.8	61.3	94.6	44.2	88.2
		PyramidalFlow [22]	41.6	63.3	80.0	81.3	4.7	9.1	43.0	4.8	48.1
	Rec.	RD [10]	98.1	99.0	96.5	99.1	55.8	58.2	96.3	41.1	87.6
		DiAD [16]	97.4	98.5	98.0	98.6	52.5	57.1	78.4	40.0	82.9
		ViTAD [40]	98.1	99.1	95.5	99.5	67.0	67.2	95.0	50.6	89.9
		InvAD [42]	99.2	99.6	97.5	99.4	66.3	64.7	94.8	47.9	90.0
		InvAD-lite [42]	98.6	99.3	96.0	99.0	55.3	57.4	95.7	40.2	87.4
		MambaAD [15]	99.0	99.5	97.0	99.0	53.9	57.5	95.6	40.3	87.5
	Hybrid	UniAD [35]	95.5	97.7	92.9	99.0	52.1	58.2	93.3	41.1	85.5
		RD++ [31]	96.8	98.3	94.1	99.0	57.6	58.8	95.4	41.6	87.0
		DesTSeg [44]	96.3	98.4	92.1	88.8	81.4	75.2	51.5	60.2	84.9

Table A33: Benchmarked results on VisA dataset [47] by the suggested metrics in Sec. 3.3.

	Method	Image-level			Pixel-level			mAU-PRO	mIoU-max	mAD	
		mAU-ROC	mAP	mF_1 -max	mAU-ROC	mAP	mF_1 -max				
Avg	Aug.	DRAEM [37]	55.1	62.4	72.9	37.5	0.6	1.7	10.0	0.9	38.0
		SimpleNet [27]	86.4	89.1	82.8	96.6	34.0	37.8	79.2	25.7	74.0
		RealNet [45]	71.4	79.5	74.7	61.0	25.7	22.6	27.4	13.5	54.7
	Emb.	CFA [21]	66.3	74.3	74.2	81.3	22.1	26.2	50.8	17.0	58.4
		CFLOW-AD [14]	86.5	88.8	84.9	97.7	33.9	37.2	86.8	24.9	75.3
		PyramidalFlow [22]	58.2	66.3	74.4	77.0	7.2	9.6	42.8	5.6	50.2
	Rec.	RD [10]	90.6	90.9	89.3	98.0	35.4	42.5	91.9	27.9	78.6
		DiAD [16]	84.8	88.5	86.9	82.5	17.9	23.2	44.5	14.9	61.2
		ViTAD [40]	90.4	91.1	86.0	98.2	36.4	41.0	85.7	27.5	77.2
		InvAD [42]	95.4	95.7	91.6	98.9	43.3	46.8	93.1	32.5	82.4
		InvAD-lite [42]	94.9	95.2	90.7	98.6	40.2	44.0	93.1	29.8	81.3
		MambaAD [15]	94.5	94.9	90.2	98.4	39.3	43.7	92.1	29.5	80.8
	Hybrid	UniAD [35]	89.0	91.0	85.8	98.3	34.5	39.6	86.5	26.4	76.7
		RD++ [31]	93.9	94.7	90.2	98.4	42.3	46.3	91.9	31.2	81.3
		DesTSeg [44]	89.9	91.4	86.7	86.7	46.6	47.2	61.1	32.7	74.9

G Detailed Quantitative Results on BTAD Dataset Under 100 epochs

Table A34: Benchmarked results on BTAD dataset [28] by the suggested metrics in Sec. 3.3.

	Method	Image-level			Pixel-level			mAU-PRO	mIoU-max	mAD	
		mAU-ROC	mAP	mF_1 -max	mAU-ROC	mAP	mF_1 -max				
01	Aug.	DRAEM [37]	82.6	93.6	84.7	47.0	3.0	6.3	14.3	3.3	52.3
		SimpleNet [27]	98.3	99.4	97.9	95.0	41.6	45.1	64.7	29.1	80.1
		RealNet [45]	100.	100.	100.	95.7	69.5	67.6	81.3	51.1	89.3
	Emb.	CFA [21]	98.2	99.4	99.0	94.7	37.8	44.2	64.6	28.4	79.6
		PatchCore [29]	99.6	99.8	99.0	97.1	55.5	56.6	75.8	39.5	85.4
		CFLOW-AD [14]	94.8	98.1	93.5	94.7	36.6	43.4	66.2	27.7	77.8
	PyramidalFlow [22]	94.5	96.7	98.0	89.2	18.9	6.3	66.6	3.3	70.8	
	Rec.	RD [10]	99.8	99.9	99.0	97.8	57.5	58.5	84.4	41.4	87.1
		DiAD [16]	99.4	99.8	99.0	90.5	24.3	31.4	73.7	18.6	74.0
		ViTAD [40]	97.9	99.2	95.9	96.5	55.0	55.1	69.8	38.1	83.4
		InvAD [42]	99.9	100.	99.0	98.0	63.7	62.9	84.1	45.9	88.4
		InvAD-lite [42]	97.8	99.2	96.9	97.3	59.3	61.4	77.3	44.3	85.9
		MambaAD [15]	97.4	99.0	94.7	97.1	55.3	58.1	76.5	41.0	84.4
	Hybrid	UniAD [35]	99.7	99.9	98.0	97.4	57.2	58.4	79.2	41.3	86.1
		RD++ [31]	98.6	99.5	97.9	97.5	53.6	57.8	80.9	40.6	85.6
DesTSeg [44]		98.1	99.3	96.9	85.8	25.4	39.3	68.2	24.4	76.4	
02	Aug.	DRAEM [37]	70.6	94.7	92.8	51.7	7.9	11.5	18.2	6.1	54.2
		SimpleNet [27]	81.7	96.8	93.6	94.5	46.3	49.4	47.4	32.8	75.1
		RealNet [45]	72.9	95.3	92.8	83.9	38.8	50.3	38.6	33.6	70.0
	Emb.	CFA [21]	80.3	96.6	92.8	94.7	51.2	53.9	48.8	36.9	76.0
		PatchCore [29]	83.8	97.3	92.8	96.0	59.3	59.8	54.1	42.7	79.3
		CFLOW-AD [14]	79.6	96.7	92.8	96.4	61.4	61.0	54.5	43.9	79.0
	PyramidalFlow [22]	73.7	95.6	92.8	86.8	64.1	62.5	38.0	45.4	75.1	
	Rec.	RD [10]	84.0	97.3	93.4	96.7	64.5	64.3	58.8	47.4	81.3
		DiAD [16]	72.6	95.4	92.8	86.9	27.3	35.5	44.8	21.6	65.0
		ViTAD [40]	83.5	97.2	93.0	96.9	74.1	67.8	51.9	51.2	82.0
		InvAD [42]	88.7	98.1	93.5	96.6	62.0	61.9	59.6	44.9	81.7
		InvAD-lite [42]	81.8	97.0	93.2	96.6	61.8	62.4	60.2	45.4	80.5
		MambaAD [15]	82.5	97.2	93.0	96.3	55.1	60.0	59.6	42.8	79.3
	Hybrid	UniAD [35]	85.0	97.6	92.8	94.8	41.8	51.8	59.4	35.0	76.9
		RD++ [31]	85.5	97.6	93.2	96.7	65.2	64.2	57.2	47.2	81.5
DesTSeg [44]		81.2	96.9	92.8	94.6	45.9	58.4	50.9	41.2	76.4	
03	Aug.	DRAEM [37]	60.7	47.1	56.5	48.4	0.3	1.5	16.0	0.8	35.7
		SimpleNet [27]	99.7	95.7	88.6	99.4	36.5	38.5	97.5	23.8	81.3
		RealNet [45]	96.3	90.5	85.7	72.2	36.0	40.1	40.3	25.1	69.0
	Emb.	CFA [21]	99.7	96.6	88.9	99.4	53.3	52.5	95.2	35.6	85.1
		PatchCore [29]	99.8	97.3	92.1	99.5	50.1	48.2	98.0	31.8	85.2
		CFLOW-AD [14]	99.0	89.5	78.6	99.4	38.8	46.0	97.3	29.9	79.7
	PyramidalFlow [22]	92.9	57.1	52.2	96.7	5.9	12.0	87.7	6.4	59.0	
	Rec.	RD [10]	99.4	92.5	89.6	99.8	56.8	54.6	98.9	37.6	85.7
		DiAD [16]	98.3	69.9	86.1	97.6	7.2	13.1	92.7	7.0	66.4
		ViTAD [40]	99.6	94.2	90.9	99.6	48.5	47.2	98.0	30.9	84.1
		InvAD [42]	99.7	95.2	90.3	99.8	62.0	59.4	98.9	42.2	87.5
		InvAD-lite [42]	99.7	96.0	93.8	99.6	56.5	55.3	98.4	38.2	87.0
		MambaAD [15]	99.5	92.2	89.9	99.6	47.1	49.9	98.4	33.2	83.8
	Hybrid	UniAD [35]	99.8	97.5	91.8	99.5	51.9	51.3	97.9	34.5	85.8
		RD++ [31]	99.7	96.4	91.2	99.8	60.1	57.6	99.0	40.4	87.4
DesTSeg [44]		99.2	91.4	87.1	96.3	33.1	35.4	90.8	21.5	78.2	
Avg	Aug.	DRAEM [37]	71.3	78.5	78.0	49.0	3.7	6.5	16.2	3.4	47.4
		SimpleNet [27]	93.2	97.3	93.3	96.3	41.5	44.3	69.8	28.6	78.8
		RealNet [45]	89.7	95.3	92.8	84.0	48.1	52.7	53.4	36.6	76.1
	Emb.	CFA [21]	92.7	97.5	93.5	96.3	47.4	50.2	69.5	33.6	80.2
		PatchCore [29]	94.4	98.2	94.6	97.5	55.0	54.9	76.0	38.0	83.3
		CFLOW-AD [14]	91.2	94.8	88.3	96.8	45.6	50.1	72.7	33.8	78.9
	PyramidalFlow [22]	87.0	83.1	81.0	90.9	29.6	26.9	64.1	18.3	68.3	
	Rec.	RD [10]	94.4	96.6	94.0	98.1	59.6	59.2	80.7	42.1	84.7
		DiAD [16]	90.1	88.4	92.6	91.7	19.6	26.7	70.4	15.7	68.5
		ViTAD [40]	93.6	96.8	93.3	97.6	59.2	56.7	73.2	40.1	83.1
		InvAD [42]	96.1	97.8	94.3	98.1	62.6	61.4	80.9	44.3	85.9
		InvAD-lite [42]	93.1	97.4	94.6	97.9	59.2	59.7	78.6	42.6	84.4
		MambaAD [15]	93.1	96.1	92.5	97.7	52.5	56.0	78.2	39.0	82.5
	Hybrid	UniAD [35]	94.8	98.3	94.2	97.2	50.3	53.8	78.8	36.9	82.9
		RD++ [31]	94.6	97.8	94.1	98.0	59.6	59.8	79.0	42.8	84.8
DesTSeg [44]	92.8	95.9	92.3	92.2	34.8	44.3	70.0	29.0	77.0		

H Detailed Quantitative Results on MPDD Dataset Under 100 epochs

Table A35: Benchmarked results on MPDD dataset [20] by the suggested metrics in Sec. 3.3.

	Method	Image-level			Pixel-level			mAU-PRO	mIoU-max	mAD	
		mAU-ROC	mAP	mF_1 -max	mAU-ROC	mAP	mF_1 -max				
bracket_black	Aug.	DRAEM [37]	39.0	51.7	74.6	45.1	0.1	0.4	24.0	0.2	36.2
		SimpleNet [27]	74.0	83.3	78.5	92.8	3.1	9.7	86.1	5.1	63.3
		RealNet [45]	63.0	72.7	75.2	65.9	2.3	6.8	50.7	3.5	50.9
	Emb.	CFA [21]	58.4	72.8	74.6	74.6	0.2	0.5	31.9	0.2	47.7
		PatchCore [29]	88.4	92.7	83.9	98.5	11.0	21.0	96.7	11.8	72.6
		CFLOW-AD [14]	60.8	70.3	75.8	95.5	1.7	4.1	85.2	2.1	57.8
	PyramidalFlow [22]	65.8	72.7	77.0	95.3	1.8	5.0	81.4	2.6	58.9	
	Rec.	RD [10]	<u>84.2</u>	<u>88.3</u>	83.1	<u>97.7</u>	6.6	12.7	<u>94.1</u>	6.8	<u>69.0</u>
		DiAD [16]	70.9	81.7	79.0	89.8	0.4	1.0	65.3	0.5	55.5
		ViTAD [40]	78.3	86.2	83.6	95.5	2.5	8.0	89.1	4.2	65.7
		InvAD [42]	83.4	<u>90.9</u>	81.0	97.4	<u>7.1</u>	<u>15.2</u>	<u>94.0</u>	<u>8.2</u>	<u>69.3</u>
		InvAD-lite [42]	75.4	84.6	78.6	95.2	<u>7.9</u>	<u>16.8</u>	89.6	<u>9.1</u>	66.0
		MambaAD [15]	81.9	<u>88.3</u>	81.7	94.5	5.3	11.2	88.4	5.9	66.9
	Hybrid	UniAD [35]	78.1	84.9	79.2	93.0	0.6	1.6	79.2	0.8	62.2
		RD++ [31]	82.7	86.6	82.9	<u>98.0</u>	4.2	10.1	<u>94.1</u>	5.3	67.8
DesTSeg [44]		<u>83.4</u>	87.3	85.7	72.4	5.7	13.5	59.0	7.3	61.6	
bracket_brown	Aug.	DRAEM [37]	42.5	61.1	79.7	46.8	0.8	1.9	27.5	1.0	40.2
		SimpleNet [27]	90.4	93.8	93.6	94.4	7.9	16.9	86.7	9.2	72.0
		RealNet [45]	91.0	94.0	92.6	69.9	12.1	19.1	50.5	10.6	65.2
	Emb.	CFA [21]	88.7	94.9	88.9	85.1	3.2	6.9	52.6	3.6	63.9
		PatchCore [29]	<u>95.6</u>	<u>97.2</u>	<u>95.3</u>	98.6	<u>26.2</u>	32.0	95.4	19.0	79.5
		CFLOW-AD [14]	74.4	77.6	85.2	95.9	5.9	12.0	91.1	6.4	65.1
	PyramidalFlow [22]	63.6	76.4	81.0	94.0	5.7	12.5	69.6	6.7	59.6	
	Rec.	RD [10]	86.2	89.6	92.7	96.0	13.1	23.1	93.9	13.1	73.0
		DiAD [16]	53.2	69.1	82.9	90.0	2.8	7.0	66.6	3.6	53.1
		ViTAD [40]	86.5	86.0	92.6	98.0	16.3	24.9	<u>95.0</u>	14.2	73.5
		InvAD [42]	93.7	<u>95.5</u>	<u>95.2</u>	95.5	15.2	22.8	90.8	12.8	75.4
		InvAD-lite [42]	89.5	<u>93.0</u>	<u>90.1</u>	<u>97.9</u>	14.9	<u>25.0</u>	94.3	<u>14.3</u>	74.4
		MambaAD [15]	95.7	97.5	<u>95.3</u>	<u>97.5</u>	26.3	<u>30.8</u>	92.8	<u>18.2</u>	<u>79.0</u>
	Hybrid	UniAD [35]	91.4	95.0	92.7	98.0	<u>23.9</u>	32.0	90.7	19.0	<u>77.1</u>
		RD++ [31]	84.4	89.9	91.9	96.6	17.2	24.4	94.9	13.9	73.5
DesTSeg [44]		<u>95.0</u>	92.5	96.2	61.6	4.8	10.5	30.1	5.5	60.7	
bracket_white	Aug.	DRAEM [37]	34.0	44.3	66.7	42.3	0.0	0.1	9.0	0.0	30.6
		SimpleNet [27]	85.6	89.3	80.0	97.7	2.1	6.5	85.6	3.4	66.5
		RealNet [45]	77.3	86.2	80.8	85.2	18.4	30.6	47.4	18.0	63.4
	Emb.	CFA [21]	80.2	86.0	77.8	89.8	3.9	14.9	47.3	8.0	60.2
		PatchCore [29]	<u>93.3</u>	<u>94.8</u>	<u>88.9</u>	98.8	10.0	19.3	93.9	10.7	<u>73.9</u>
		CFLOW-AD [14]	62.9	64.1	69.8	98.2	1.2	3.5	93.0	1.8	57.3
	PyramidalFlow [22]	76.8	84.8	78.4	98.9	5.6	14.5	91.1	7.8	66.3	
	Rec.	RD [10]	85.3	86.5	81.4	<u>99.0</u>	2.3	6.4	95.2	3.3	67.6
		DiAD [16]	84.0	90.7	<u>88.9</u>	96.5	1.0	3.6	82.5	1.8	63.9
		ViTAD [40]	78.9	84.0	78.7	95.7	0.9	2.9	86.7	1.5	63.5
		InvAD [42]	92.1	<u>94.7</u>	<u>90.0</u>	98.9	9.8	<u>21.9</u>	94.1	<u>12.3</u>	<u>74.2</u>
		InvAD-lite [42]	90.2	92.2	84.7	<u>99.2</u>	5.2	10.6	94.8	5.6	70.7
		MambaAD [15]	97.1	97.5	90.9	99.3	<u>12.2</u>	<u>20.4</u>	<u>95.0</u>	<u>11.3</u>	75.9
	Hybrid	UniAD [35]	63.6	67.1	69.6	95.0	0.3	0.8	79.6	0.4	55.3
		RD++ [31]	81.4	86.0	76.4	98.7	2.9	10.0	93.4	5.2	66.3
DesTSeg [44]		91.1	89.8	88.5	90.4	1.0	2.7	51.2	1.4	63.1	
connector	Aug.	DRAEM [37]	21.7	22.2	48.3	35.1	0.6	2.1	16.8	1.1	22.2
		SimpleNet [27]	96.2	92.0	90.3	98.3	46.4	47.0	94.5	30.7	82.2
		RealNet [45]	<u>99.0</u>	<u>97.9</u>	<u>96.6</u>	85.8	38.9	44.1	75.8	28.3	79.5
	Emb.	CFA [21]	96.9	89.0	93.3	83.5	11.2	16.3	59.2	8.9	67.8
		PatchCore [29]	100.	100.	100.	99.5	71.2	63.3	98.4	46.3	91.5
		CFLOW-AD [14]	91.2	85.3	78.6	96.7	27.9	29.3	89.4	17.2	72.9
	PyramidalFlow [22]	69.0	42.7	63.4	90.7	3.7	7.2	70.0	3.7	50.6	
	Rec.	RD [10]	100.	100.	100.	<u>99.2</u>	60.6	55.5	<u>97.5</u>	38.4	<u>89.1</u>
		DiAD [16]	57.1	48.0	56.3	90.1	2.9	6.5	68.4	3.4	47.1
		ViTAD [40]	96.2	91.9	86.7	99.3	44.3	47.6	<u>97.7</u>	31.2	81.9
		InvAD [42]	96.7	83.4	<u>96.6</u>	98.9	57.9	<u>58.1</u>	96.4	<u>41.0</u>	85.0
		InvAD-lite [42]	97.1	90.8	93.3	99.2	<u>62.2</u>	<u>58.1</u>	97.3	<u>41.0</u>	86.5
		MambaAD [15]	<u>99.5</u>	<u>99.1</u>	<u>96.3</u>	<u>99.2</u>	<u>54.5</u>	<u>56.5</u>	97.3	39.3	87.6
	Hybrid	UniAD [35]	69.8	49.9	58.5	95.2	7.6	14.9	83.9	8.1	54.9
		RD++ [31]	100.	100.	100.	<u>99.2</u>	<u>67.0</u>	<u>61.8</u>	97.4	<u>44.8</u>	<u>90.7</u>
DesTSeg [44]	92.1	81.4	82.4	76.6	33.8	37.6	61.1	23.1	68.8		

Table A36: Benchmarked results on MPDD dataset [20] by the suggested metrics in Sec. 3.3.

	Method	Image-level			Pixel-level			mAU-PRO	mIoU-max	mAD	
		mAU-ROC	mAP	mF_1 -max	mAU-ROC	mAP	mF_1 -max				
metal_plate	Aug.	DRAEM [37]	41.9	76.3	84.5	36.3	10.8	21.2	13.3	11.9	44.0
		SimpleNet [27]	100.	100.	100.	98.4	89.8	81.7	89.2	69.1	94.9
		RealNet [45]	99.9	100.	99.3	97.7	90.5	84.1	93.6	72.6	95.6
	Emb.	CFA [21]	99.7	99.9	98.6	97.6	89.8	81.8	83.1	69.2	93.7
		PatchCore [29]	100.	100.	100.	99.0	93.5	86.1	94.1	75.7	96.6
		CFLOW-AD [14]	99.9	100.	99.3	98.5	89.0	83.3	92.4	71.4	95.3
	Rec.	PyramidalFlow [22]	96.7	98.7	95.2	88.7	61.3	21.1	60.8	11.8	77.4
		RD [10]	100.	100.	100.	99.1	92.9	87.7	96.7	78.1	97.0
		DiAD [16]	89.3	96.4	89.9	88.4	54.6	52.8	55.5	35.9	75.3
	Hybrid	ViTAD [40]	100.	100.	100.	99.3	95.5	88.0	94.9	78.6	97.2
		InvAD [42]	100.	100.	100.	99.0	92.2	87.2	96.0	77.2	96.8
		InvAD-lite [42]	99.8	99.9	98.6	98.4	86.4	82.9	94.2	70.8	95.0
		MambaAD [15]	99.8	99.9	98.6	98.2	83.8	82.2	94.3	69.8	94.5
		UniAD [35]	47.5	74.3	85.0	90.7	41.2	56.9	73.6	39.8	67.3
		RD++ [31]	99.8	99.9	98.6	99.1	92.1	87.2	95.7	77.3	96.5
tubes	Aug.	DesTSeg [44]	100.	100.	100.	95.6	91.4	87.0	88.8	77.0	95.3
		DRAEM [37]	34.8	64.0	81.2	47.0	1.1	2.0	23.2	1.0	39.2
		SimpleNet [27]	84.0	93.9	85.0	97.6	42.8	45.8	91.7	29.7	78.6
	Emb.	RealNet [45]	80.1	90.1	85.2	95.3	54.3	53.0	90.4	36.1	79.2
		CFA [21]	65.4	83.7	81.2	78.8	9.2	17.4	47.1	9.5	57.4
		PatchCore [29]	90.4	96.6	92.4	98.8	64.5	63.8	95.5	46.9	86.9
	Rec.	CFLOW-AD [14]	65.0	83.3	81.7	96.2	32.0	35.6	86.0	21.7	69.6
		PyramidalFlow [22]	69.8	86.6	81.2	97.1	48.2	46.4	90.3	30.2	74.8
		RD [10]	91.9	97.1	93.3	99.0	67.1	65.6	96.0	48.8	88.0
	Hybrid	DiAD [16]	55.4	81.1	83.6	87.7	3.9	7.6	58.2	4.0	53.9
		ViTAD [40]	86.6	94.8	86.6	98.5	51.5	53.3	93.5	36.4	81.8
		InvAD [42]	96.4	98.6	95.5	99.3	72.3	69.0	97.4	52.7	90.7
		InvAD-lite [42]	93.0	96.9	91.3	98.3	61.4	62.0	94.0	44.9	86.3
		MambaAD [15]	58.4	77.0	81.7	96.1	19.6	27.8	85.8	16.1	64.8
		UniAD [35]	72.5	84.8	83.1	91.4	8.6	13.5	71.1	7.2	63.1
Avg	Aug.	RD++ [31]	93.0	97.5	93.0	99.3	74.6	70.8	97.2	54.8	90.0
		DesTSeg [44]	86.4	93.8	88.4	95.6	59.2	56.1	89.4	39.0	82.3
		DRAEM [37]	35.6	53.3	72.5	42.1	2.2	4.6	19.0	2.5	35.4
	Emb.	SimpleNet [27]	88.4	92.0	87.9	96.5	32.0	34.6	89.0	24.5	76.2
		RealNet [45]	85.1	90.2	88.3	83.3	36.1	39.6	68.1	28.2	72.3
		CFA [21]	81.6	87.7	85.7	84.9	19.6	22.9	53.5	16.6	65.1
	Rec.	PatchCore [29]	94.6	96.9	93.4	98.9	46.1	47.6	95.7	35.0	83.5
		CFLOW-AD [14]	75.7	80.1	81.7	96.8	26.3	28.0	89.5	20.1	69.7
		PyramidalFlow [22]	73.6	77.0	79.4	94.1	21.1	17.8	77.2	10.4	64.6
	Hybrid	RD [10]	91.3	93.6	91.8	98.3	40.4	41.8	95.5	31.4	80.6
		DiAD [16]	68.3	77.9	80.1	90.4	10.9	13.1	66.1	8.2	58.1
		ViTAD [40]	87.8	90.5	88.0	97.7	35.2	37.4	92.8	27.7	77.3
		InvAD [42]	93.7	93.9	93.0	98.2	42.4	45.7	94.8	34.0	81.9
		InvAD-lite [42]	90.9	92.9	89.5	98.0	39.7	42.6	94.0	30.9	79.8
		MambaAD [15]	88.7	93.2	90.8	97.5	33.6	38.1	92.3	26.8	78.1
Hybrid	UniAD [35]	70.5	76.0	78.0	93.9	13.7	19.9	79.7	12.5	63.3	
	RD++ [31]	90.2	93.3	90.5	98.5	43.0	44.1	95.5	33.6	80.8	
	DesTSeg [44]	91.3	90.8	90.2	82.0	32.6	34.6	63.3	25.6	71.9	

I Detailed Quantitative Results on MAD_Real Dataset Under 100 epochs

Table A37: Benchmarked results on MAD_Real dataset [46] by the suggested metrics in Sec. 3.3.

	Method	Image-level			Pixel-level			mAU-PRO	mIoU-max	mAD		
		mAU-ROC	mAP	mF ₁ -max	mAU-ROC	mAP	mF ₁ -max					
Bear	Aug.											
		DRAEM [37]	43.3	83.5	92.3	54.0	0.2	1.1	34.1	0.5	47.7	
		SimpleNet [27]	24.2	72.7	90.6	94.9	3.0	10.4	87.2	5.5	55.7	
	Emb.		CFA [21]	15.0	69.1	90.6	99.1	4.2	10.3	96.5	5.5	55.4
			PatchCore [29]	84.2	96.8	91.7	99.6	17.6	29.5	98.6	17.3	76.1
			CFLOW-AD [14]	76.7	94.4	92.3	99.4	6.0	12.3	97.6	6.6	70.8
			PyramidalFlow [22]	46.7	78.6	90.6	98.2	2.3	4.9	93.9	2.5	60.9
	Rec.		RD [10]	76.7	94.6	94.1	97.7	5.2	7.9	93.2	4.1	69.7
			DiAD [16]	52.5	88.7	90.6	97.4	5.1	13.5	90.3	7.2	62.6
			ViTAD [40]	35.0	76.8	90.6	97.3	1.9	6.9	91.0	3.6	58.4
			InvAD [42]	95.8	99.1	98.0	99.7	39.9	44.1	98.9	28.3	84.1
			InvAD-lite [42]	82.5	96.1	93.9	98.4	5.0	11.6	95.1	6.2	71.7
		MambaAD [15]	32.5	75.1	90.6	93.3	1.0	4.0	80.3	2.0	55.4	
Hybrid		UniAD [35]	83.3	96.5	90.6	99.0	4.0	9.6	96.3	5.0	71.2	
		RD++ [31]	77.5	94.4	93.9	99.0	8.5	15.3	96.8	8.3	71.8	
		DesTSeg [44]	26.7	76.9	90.6	80.3	0.4	1.3	56.6	0.6	49.7	
		DRAEM [37]	60.9	89.6	89.8	57.7	0.7	1.0	22.1	0.5	50.2	
Bird	Aug.											
		SimpleNet [27]	58.2	87.8	91.7	82.7	2.4	6.2	53.7	3.2	57.7	
	Emb.		CFA [21]	55.5	83.1	89.8	86.6	4.6	10.9	56.9	5.7	57.9
			PatchCore [29]	71.8	92.6	93.6	96.4	32.2	39.7	84.2	24.8	74.6
			CFLOW-AD [14]	35.5	74.4	89.8	89.3	2.7	6.3	64.4	3.3	53.6
			PyramidalFlow [22]	17.3	69.0	89.8	91.2	2.9	6.4	66.7	3.3	50.2
	Rec.		RD [10]	51.8	85.9	89.8	87.1	7.7	16.6	57.2	9.1	59.0
			DiAD [16]	9.1	70.5	89.8	93.1	4.3	10.4	71.1	5.5	49.8
			ViTAD [40]	67.3	89.7	93.6	89.6	9.8	17.6	62.6	9.7	64.2
			InvAD [42]	84.5	96.4	93.3	89.0	10.1	20.0	66.1	11.1	68.8
			InvAD-lite [42]	53.6	78.6	91.7	92.8	6.2	13.4	73.8	7.2	60.6
			MambaAD [15]	86.4	97.1	91.3	95.1	17.8	28.5	77.9	16.6	73.2
Hybrid		UniAD [35]	38.2	74.3	89.8	87.1	2.4	6.5	63.3	3.4	53.6	
		RD++ [31]	45.5	82.2	89.8	89.6	6.8	15.4	63.2	8.4	58.1	
		DesTSeg [44]	60.0	82.7	93.6	66.2	5.4	13.8	35.4	7.4	54.5	
		DRAEM [37]	77.8	93.9	90.0	50.1	0.4	1.2	18.7	0.6	52.4	
Elephant	Aug.											
		SimpleNet [27]	20.0	68.9	87.8	76.4	6.1	14.5	42.9	7.8	46.9	
	Emb.		CFA [21]	35.6	71.5	87.8	86.8	5.7	10.6	58.4	5.6	52.7
			PatchCore [29]	27.8	69.5	87.8	93.7	11.1	18.3	78.8	10.1	56.1
			CFLOW-AD [14]	23.3	71.6	87.8	90.6	8.6	11.5	66.4	6.1	52.6
			PyramidalFlow [22]	51.1	84.2	87.8	93.0	2.8	6.0	76.5	3.1	59.5
	Rec.		RD [10]	43.3	82.7	87.8	88.2	2.1	5.4	65.6	2.8	55.8
			DiAD [16]	36.7	76.9	90.0	91.8	2.0	4.3	74.1	2.2	53.7
			ViTAD [40]	46.7	77.4	87.8	96.1	9.1	18.0	85.6	9.9	61.4
			InvAD [42]	32.2	72.6	87.8	91.3	6.5	13.2	71.4	7.0	54.9
			InvAD-lite [42]	36.7	72.7	87.8	91.5	4.7	10.1	75.2	5.3	55.6
			MambaAD [15]	47.8	79.2	87.8	90.7	4.7	9.2	72.5	4.8	57.9
Hybrid		UniAD [35]	11.1	63.1	87.8	79.1	1.3	4.0	38.7	2.0	42.4	
		RD++ [31]	41.1	80.3	87.8	85.2	1.7	4.1	59.6	2.1	53.7	
		DesTSeg [44]	58.9	83.6	90.0	66.6	1.2	5.0	32.6	2.6	51.9	
		DRAEM [37]	64.3	87.0	92.0	49.2	0.6	1.3	14.6	0.6	48.8	
Parrot	Aug.											
		SimpleNet [27]	16.5	71.6	90.2	61.9	0.9	1.8	32.7	0.9	41.9	
	Emb.		CFA [21]	4.3	65.9	90.2	42.3	0.5	1.3	17.0	0.7	34.4
			PatchCore [29]	5.2	66.2	90.2	81.7	2.1	5.1	64.0	2.6	46.0
			CFLOW-AD [14]	16.5	68.0	90.2	66.7	1.0	2.5	41.9	1.3	43.1
			PyramidalFlow [22]	25.2	77.3	90.2	64.2	0.9	2.2	31.8	1.1	44.5
	Rec.		RD [10]	1.7	64.6	90.2	64.3	0.9	2.0	34.3	1.0	38.8
			DiAD [16]	60.9	91.6	90.2	63.6	0.9	2.0	41.7	1.0	50.1
			ViTAD [40]	16.5	69.8	90.2	69.8	1.1	2.6	40.8	1.3	43.7
			InvAD [42]	11.3	68.6	90.2	52.1	0.7	1.4	32.7	0.7	39.2
			InvAD-lite [42]	4.3	65.4	90.2	60.4	0.8	1.8	38.4	0.9	39.3
			MambaAD [15]	6.1	66.6	90.2	72.4	1.1	2.6	45.6	1.3	42.4
Hybrid		UniAD [35]	33.9	76.4	90.2	61.2	0.8	1.8	37.7	0.9	46.1	
		RD++ [31]	7.0	66.2	90.2	63.1	0.9	2.0	33.5	1.0	39.7	
	DesTSeg [44]	3.5	65.1	90.2	48.7	0.6	1.3	18.5	0.6	35.1		

Table A38: Benchmarked results on MAD_Real dataset [46] by the suggested metrics in Sec. 3.3.

	Method	Image-level			Pixel-level			mAU-PRO	mIoU-max	mAD	
		mAU-ROC	mAP	mF ₁ -max	mAU-ROC	mAP	mF ₁ -max				
Pig	Aug.	DRAEM [37]	67.1	89.5	<u>87.2</u>	52.2	0.5	1.2	23.8	0.6	50.3
		SimpleNet [27]	49.4	76.5	<u>87.2</u>	93.9	10.1	21.9	72.9	12.3	60.4
	Emb.	CFA [21]	55.3	77.6	<u>89.5</u>	93.0	5.0	11.2	73.0	5.9	59.8
		PatchCore [29]	56.5	78.8	<u>89.5</u>	98.5	19.9	28.7	89.7	16.7	67.1
		CFLOW-AD [14]	57.6	78.8	<u>87.2</u>	96.5	5.8	12.0	85.2	6.4	62.2
		PyramidalFlow [22]	57.6	<u>84.2</u>	<u>87.2</u>	95.7	5.2	10.0	81.9	5.3	62.3
	Rec.	RD [10]	60.0	80.2	<u>89.5</u>	98.4	21.1	31.0	<u>92.5</u>	18.3	68.7
		DiAD [16]	<u>56.5</u>	<u>87.9</u>	<u>87.2</u>	92.9	2.7	5.9	71.7	3.0	57.8
		ViTAD [40]	37.6	71.6	<u>87.2</u>	97.7	8.6	17.2	89.8	9.4	59.4
		InvAD [42]	58.8	77.1	<u>89.5</u>	98.1	11.7	22.1	91.1	12.4	65.4
		InvAD-lite [42]	47.1	73.7	<u>89.5</u>	<u>98.4</u>	13.0	<u>24.1</u>	92.9	<u>13.7</u>	63.6
		MambaAD [15]	<u>61.2</u>	80.3	<u>87.2</u>	97.7	12.2	22.8	87.1	12.8	<u>65.6</u>
		UniAD [35]	50.6	83.9	<u>87.2</u>	88.8	1.6	4.2	62.2	2.1	56.5
	Hybrid	RD++ [31]	<u>61.2</u>	80.3	91.4	98.0	<u>14.3</u>	23.0	91.0	13.0	<u>67.1</u>
		DesTSeg [44]	48.2	74.8	<u>89.5</u>	71.1	2.3	6.0	43.6	3.1	50.8
DRAEM [37]		53.0	82.9	88.9	46.3	0.4	1.9	23.9	1.0	46.5	
Puppy	Aug.	SimpleNet [27]	68.0	90.6	90.9	94.5	4.1	10.3	72.4	5.4	64.2
		CFA [21]	83.0	<u>95.3</u>	<u>93.0</u>	98.6	7.1	14.5	92.3	7.8	71.8
	Emb.	PatchCore [29]	100.	100.	100.	<u>99.2</u>	13.4	25.1	92.1	14.3	78.7
		CFLOW-AD [14]	79.0	94.3	<u>93.0</u>	<u>99.2</u>	<u>27.9</u>	<u>33.3</u>	<u>94.2</u>	<u>20.0</u>	<u>76.2</u>
		PyramidalFlow [22]	56.0	85.5	88.9	95.1	7.6	16.9	75.0	9.3	62.7
		RD [10]	78.0	94.4	90.0	95.8	4.4	9.1	87.2	4.7	68.3
	Rec.	DiAD [16]	76.0	94.7	88.9	94.6	1.8	5.0	78.3	2.6	62.8
		ViTAD [40]	58.0	87.6	88.9	92.5	1.2	2.9	75.8	1.5	60.6
		InvAD [42]	100.	100.	100.	99.8	45.6	44.9	98.1	28.9	86.0
		InvAD-lite [42]	96.0	99.0	<u>97.6</u>	96.9	5.9	11.9	90.3	6.3	74.4
		MambaAD [15]	82.0	94.7	92.3	88.1	1.8	5.3	71.1	2.7	65.6
		UniAD [35]	74.0	92.9	90.9	98.6	<u>14.1</u>	21.9	91.0	12.3	71.2
	Hybrid	RD++ [31]	66.0	87.6	<u>93.0</u>	98.1	4.8	11.2	<u>92.4</u>	5.9	66.9
		DesTSeg [44]	49.0	81.8	88.9	97.6	11.2	11.6	87.7	6.2	62.6
		DRAEM [37]	33.0	80.7	<u>90.2</u>	46.8	1.4	2.9	14.6	1.5	42.2
Scorpion	Aug.	SimpleNet [27]	43.5	84.0	<u>90.2</u>	70.9	6.0	13.0	33.4	6.9	51.7
		CFA [21]	30.4	81.6	<u>90.2</u>	60.9	<u>5.6</u>	<u>13.4</u>	26.4	<u>7.2</u>	47.0
	Emb.	PatchCore [29]	13.0	70.7	<u>90.2</u>	88.2	8.8	17.0	61.6	9.3	50.9
		CFLOW-AD [14]	64.3	<u>90.1</u>	<u>90.2</u>	79.1	4.0	7.8	35.9	4.1	56.6
		PyramidalFlow [22]	47.8	85.3	<u>90.2</u>	68.0	2.7	5.9	22.1	3.0	49.6
		RD [10]	64.3	91.8	<u>90.2</u>	64.7	2.0	4.8	20.3	2.5	52.5
	Rec.	DiAD [16]	<u>56.5</u>	79.2	93.9	73.2	2.9	7.0	30.8	3.6	49.1
		ViTAD [40]	46.1	84.4	<u>90.2</u>	62.9	1.9	4.2	17.3	2.2	47.6
		InvAD [42]	45.2	<u>86.6</u>	<u>90.2</u>	68.4	2.3	5.0	22.0	2.6	49.2
		InvAD-lite [42]	50.4	83.8	<u>90.2</u>	67.4	2.2	4.9	18.6	2.5	49.0
		MambaAD [15]	<u>53.0</u>	84.0	<u>90.2</u>	66.6	2.1	4.8	17.0	2.4	49.2
		UniAD [35]	32.2	75.9	<u>90.2</u>	<u>81.2</u>	4.8	10.1	44.9	5.3	50.7
	Hybrid	RD++ [31]	22.6	73.5	<u>90.2</u>	70.9	2.5	5.8	26.5	3.0	44.3
		DesTSeg [44]	31.3	81.2	<u>90.2</u>	48.6	1.3	2.9	11.1	1.5	41.8
		DRAEM [37]	73.3	93.3	89.4	47.9	1.3	4.0	31.0	2.0	53.2
Turtle	Aug.	SimpleNet [27]	95.2	99.0	95.2	98.2	15.2	24.7	93.1	14.1	77.1
		CFA [21]	100.	100.	100.	99.3	41.9	43.0	96.8	27.4	85.1
	Emb.	PatchCore [29]	100.	100.	100.	<u>99.5</u>	<u>43.1</u>	<u>48.4</u>	<u>97.9</u>	<u>31.9</u>	<u>86.1</u>
		CFLOW-AD [14]	99.0	99.8	97.7	99.1	30.0	34.8	96.7	21.1	82.0
		PyramidalFlow [22]	81.9	95.6	90.5	97.7	15.1	24.5	92.8	13.9	73.4
		RD [10]	90.5	98.0	92.3	98.4	22.8	29.0	94.4	17.0	77.4
	Rec.	DiAD [16]	96.2	99.1	<u>95.5</u>	93.2	7.0	13.8	82.6	7.4	69.6
		ViTAD [40]	83.8	96.0	91.3	95.6	6.3	12.8	85.6	6.9	70.2
		InvAD [42]	100.	100.	100.	99.7	53.8	55.4	98.7	38.3	88.5
		InvAD-lite [42]	96.2	<u>99.2</u>	95.2	97.9	17.7	25.3	94.8	14.5	77.9
		MambaAD [15]	87.6	<u>97.1</u>	91.3	96.3	13.7	20.1	90.2	11.2	73.5
		UniAD [35]	94.3	98.7	<u>95.5</u>	97.8	18.7	28.5	89.6	16.6	77.4
	Hybrid	RD++ [31]	100.	100.	100.	99.2	24.3	38.2	96.7	23.6	82.3
		DesTSeg [44]	67.6	90.7	89.4	95.1	20.6	26.3	86.2	15.2	69.8

Table A39: Benchmarked results on MAD_Real dataset [46] by the suggested metrics in Sec. 3.3.

	Method	Image-level			Pixel-level			mAU-PRO	mIoU-max	mAD	
		mAU-ROC	mAP	mF_1 -max	mAU-ROC	mAP	mF_1 -max				
Unicorn	Aug.	DRAEM [37]	72.4	91.3	91.3	47.5	0.2	0.5	14.5	0.2	50.3
		SimpleNet [27]	17.1	70.1	89.4	61.4	0.4	1.5	23.8	0.7	40.3
	Emb.	CFA [21]	34.3	76.8	89.4	68.2	0.8	3.5	33.8	1.8	46.7
		PatchCore [29]	43.8	74.1	93.3	97.3	6.8	14.1	90.3	7.6	61.3
		CFLOW-AD [14]	72.4	93.2	91.3	90.3	1.4	3.0	66.6	1.5	63.0
		PyramidalFlow [22]	46.7	77.8	89.4	83.6	0.9	2.3	52.2	1.2	53.0
		RD [10]	40.0	76.4	89.4	77.0	0.6	1.4	39.3	0.7	49.1
	Rec.	DiAD [16]	42.9	85.6	89.4	83.4	0.8	2.0	56.4	1.0	51.5
		ViTAD [40]	20.0	68.6	89.4	74.7	0.5	1.1	32.1	0.6	43.2
		InvAD [42]	37.1	76.5	89.4	85.3	1.0	2.5	54.8	1.3	51.8
		InvAD-lite [42]	40.0	75.4	89.4	79.0	0.9	2.3	51.5	1.2	50.8
		MambaAD [15]	18.1	70.9	89.4	79.1	0.9	3.1	47.0	1.6	46.0
		UniAD [35]	21.9	68.2	89.4	91.8	1.7	4.1	72.6	2.1	51.2
	Hybrid	RD++ [31]	37.1	77.2	89.4	83.1	0.8	1.8	48.4	0.9	50.7
		DesTSeg [44]	33.3	74.0	89.4	59.0	0.4	1.3	29.3	0.7	44.0
DRAEM [37]		46.2	89.5	92.8	42.6	0.3	1.5	25.6	0.7	46.8	
Whale	Aug.	SimpleNet [27]	86.2	97.4	94.1	96.4	5.6	11.7	86.4	6.2	71.3
		CFA [21]	80.0	96.2	93.5	98.6	29.5	32.8	90.5	19.6	76.4
	Emb.	PatchCore [29]	95.0	99.1	98.5	99.7	46.8	47.4	97.8	31.0	85.2
		CFLOW-AD [14]	73.1	95.3	92.8	99.1	19.6	30.1	95.0	17.7	74.0
		PyramidalFlow [22]	90.6	98.1	98.5	97.4	9.3	15.4	88.7	8.3	74.2
		RD [10]	48.8	89.5	92.8	98.7	15.6	21.0	93.7	11.7	67.1
		DiAD [16]	11.9	76.2	92.8	94.0	1.7	4.4	76.4	2.2	51.0
	Rec.	ViTAD [40]	58.8	91.4	92.8	96.8	4.1	9.8	85.2	5.2	65.0
		InvAD [42]	100.	100.	100.	99.8	49.4	53.9	98.6	36.9	87.7
		InvAD-lite [42]	96.9	99.5	97.0	99.6	34.2	37.8	98.5	23.3	82.7
		MambaAD [15]	86.9	97.9	92.8	99.1	19.3	28.1	96.5	16.4	76.6
		UniAD [35]	36.2	83.4	92.8	97.8	8.2	14.9	89.7	8.0	61.7
		RD++ [31]	88.8	97.8	97.0	99.3	29.9	32.3	96.0	19.2	79.5
	Hybrid	DesTSeg [44]	75.6	92.1	95.4	94.1	6.3	12.9	81.9	6.9	68.2
		DRAEM [37]	59.1	88.1	90.4	49.4	0.6	1.7	22.3	0.8	48.9
SimpleNet [27]		47.8	81.9	90.7	83.1	5.4	11.6	59.8	6.3	56.7	
Avg	Emb.	CFA [21]	49.3	81.7	91.4	83.3	10.5	15.2	64.2	8.7	58.7
		PatchCore [29]	59.7	84.8	93.5	95.4	20.2	27.3	85.5	16.6	68.2
		CFLOW-AD [14]	59.8	86.0	91.2	90.9	10.7	15.4	74.4	8.8	63.4
		PyramidalFlow [22]	52.1	83.6	90.3	88.4	5.0	9.4	68.2	5.1	59.0
		RD [10]	55.5	85.8	90.6	87.0	8.2	12.8	67.8	7.2	60.6
	Rec.	DiAD [16]	49.9	85.1	90.8	87.7	2.9	6.8	67.4	3.6	55.8
		ViTAD [40]	47.0	81.3	90.2	87.3	4.5	9.3	66.6	5.0	57.4
		InvAD [42]	66.5	87.7	93.8	88.3	22.1	26.2	73.2	16.8	67.6
		InvAD-lite [42]	60.4	84.3	92.2	88.2	9.0	14.3	72.9	8.1	62.5
		MambaAD [15]	56.2	84.3	90.3	87.8	7.5	12.8	68.5	7.2	60.5
		UniAD [35]	47.6	81.3	90.4	88.2	5.8	10.6	68.6	5.8	58.2
	Hybrid	RD++ [31]	54.7	83.9	92.3	88.5	9.4	14.9	70.4	8.5	61.4
		DesTSeg [44]	45.4	80.3	90.7	72.7	5.0	8.2	48.3	4.5	52.8

J Detailed Quantitative Results on MAD_Sim Dataset Under 100 epochs

Table A40: Benchmarked results on MAD_Sim dataset [46] by the suggested metrics in Sec. 3.3.

	Method	Image-level			Pixel-level			mAU-PRO	mIoU-max	mAD	
		mAU-ROC	mAP	mF_1 -max	mAU-ROC	mAP	mF_1 -max				
01Gorilla	Aug.	DRAEM [37]	62.6	94.3	<u>94.9</u>	50.1	0.7	1.8	20.9	0.9	51.2
		SimpleNet [27]	62.7	94.7	<u>94.9</u>	91.1	8.0	<u>15.0</u>	69.5	<u>8.1</u>	65.0
	Emb.	CFA [21]	56.4	93.3	<u>94.9</u>	80.3	<u>9.9</u>	<u>19.5</u>	63.7	<u>10.8</u>	62.4
		CFLOW-AD [14]	51.4	92.1	95.1	90.8	4.6	5.2	65.1	2.7	60.5
		PyramidalFlow [22]	39.2	89.3	<u>94.9</u>	87.3	3.3	5.0	70.3	2.6	58.0
	Rec.	RD [10]	57.6	92.0	<u>94.9</u>	93.3	4.9	9.6	<u>77.2</u>	5.0	63.9
		DiAD [16]	78.2	97.3	<u>94.9</u>	91.3	3.4	8.1	63.2	4.2	62.3
		ViTAD [40]	62.4	92.9	95.1	<u>93.5</u>	5.3	10.0	76.1	5.3	64.8
		InvAD [42]	66.9	<u>95.3</u>	<u>94.9</u>	95.1	15.8	25.2	82.8	14.4	70.2
		InvAD-lite [42]	68.9	95.0	95.1	93.6	6.7	12.9	<u>78.5</u>	6.9	67.1
		MambaAD [15]	<u>72.0</u>	<u>95.5</u>	<u>94.9</u>	92.8	5.5	10.4	75.6	5.5	<u>66.8</u>
	Hybrid	UniAD [35]	49.6	91.1	<u>94.9</u>	91.9	4.1	7.9	76.1	4.1	61.8
		RD++ [31]	54.9	91.1	<u>94.9</u>	92.9	4.2	8.5	75.8	4.5	62.8
		DesTSeg [44]	55.4	92.5	<u>94.9</u>	54.4	4.2	6.3	32.1	3.2	52.6
	02Unicom	Aug.	DRAEM [37]	51.6	91.4	<u>95.2</u>	57.1	0.7	0.9	23.6	0.5
SimpleNet [27]			76.0	96.7	<u>95.2</u>	83.7	2.0	5.0	59.4	2.6	<u>63.4</u>
Emb.		CFA [21]	66.3	95.7	95.5	72.7	1.3	2.9	43.6	1.5	58.0
		CFLOW-AD [14]	53.7	93.0	<u>95.2</u>	84.5	2.6	3.7	55.2	1.9	58.6
		PyramidalFlow [22]	42.9	89.5	95.5	73.4	0.8	1.8	46.3	0.9	53.3
Rec.		RD [10]	60.1	93.9	<u>95.2</u>	85.3	2.0	4.2	<u>71.4</u>	2.1	61.9
		DiAD [16]	71.0	<u>96.6</u>	<u>95.2</u>	78.9	1.4	3.9	45.8	2.0	56.1
		ViTAD [40]	63.8	95.2	<u>95.2</u>	86.4	2.4	<u>5.6</u>	67.6	<u>2.9</u>	62.6
		InvAD [42]	79.4	97.5	<u>95.4</u>	87.5	4.1	11.1	75.6	5.9	67.7
		InvAD-lite [42]	72.4	<u>96.6</u>	<u>95.2</u>	86.2	2.5	5.4	<u>73.2</u>	2.8	<u>64.9</u>
		MambaAD [15]	66.8	95.7	<u>95.2</u>	84.6	<u>2.7</u>	5.4	69.6	2.8	63.2
Hybrid		UniAD [35]	64.7	95.1	<u>95.2</u>	86.2	2.1	5.3	61.9	2.7	61.9
		RD++ [31]	64.4	94.5	<u>95.2</u>	85.3	2.2	4.8	69.5	2.5	62.6
		DesTSeg [44]	68.3	95.5	95.5	53.2	4.7	<u>6.4</u>	29.3	<u>3.3</u>	54.9
03Mallard		Aug.	DRAEM [37]	38.8	88.1	95.4	49.8	1.3	1.9	18.2	1.0
	SimpleNet [27]		36.2	87.6	95.4	84.9	4.8	<u>12.1</u>	55.4	<u>6.4</u>	56.2
	Emb.	CFA [21]	32.2	87.5	95.4	75.4	4.6	<u>12.8</u>	46.7	<u>6.9</u>	53.3
		CFLOW-AD [14]	41.3	<u>91.4</u>	95.4	84.9	3.7	5.1	53.1	2.6	56.4
		PyramidalFlow [22]	46.0	88.7	95.4	82.1	2.4	4.9	55.0	2.5	56.4
	Rec.	RD [10]	47.9	91.2	95.4	84.3	4.5	9.1	57.9	4.8	58.6
		DiAD [16]	74.2	96.4	95.4	82.4	2.3	4.5	47.5	2.3	57.5
		ViTAD [40]	44.9	91.3	95.4	<u>85.5</u>	<u>5.8</u>	11.9	<u>60.4</u>	6.3	<u>59.0</u>
		InvAD [42]	44.7	90.0	95.4	85.9	7.2	14.5	61.6	7.8	<u>59.5</u>
		InvAD-lite [42]	39.9	89.3	95.4	85.1	<u>5.2</u>	11.7	<u>59.6</u>	6.2	57.6
		MambaAD [15]	57.4	93.6	95.4	84.1	5.1	10.5	<u>57.6</u>	5.5	60.7
	Hybrid	UniAD [35]	29.6	86.4	95.4	<u>85.3</u>	3.4	8.6	59.5	4.5	54.8
		RD++ [31]	41.2	88.7	95.4	84.2	3.5	7.8	57.7	4.1	56.7
		DesTSeg [44]	32.1	88.0	95.4	56.5	3.7	7.8	32.2	4.0	48.4
	04Turtle	Aug.	DRAEM [37]	40.6	87.6	<u>94.9</u>	53.6	1.0	1.3	27.2	0.7
SimpleNet [27]			41.9	90.6	<u>94.9</u>	82.8	2.9	6.0	51.7	3.1	55.8
Emb.		CFA [21]	27.8	87.2	<u>94.9</u>	71.7	2.6	3.9	45.7	2.0	50.5
		CFLOW-AD [14]	64.5	94.5	<u>94.9</u>	86.5	4.2	6.4	58.0	3.3	61.7
		PyramidalFlow [22]	33.7	86.7	<u>94.9</u>	80.1	1.6	4.0	48.3	2.0	52.6
Rec.		RD [10]	62.7	93.7	<u>94.9</u>	91.3	<u>9.4</u>	16.9	<u>72.5</u>	9.2	65.6
		DiAD [16]	86.2	98.4	95.8	91.2	6.1	12.6	60.9	6.7	64.4
		ViTAD [40]	59.0	93.6	<u>94.9</u>	90.8	7.8	15.6	70.0	8.5	64.3
		InvAD [42]	<u>75.8</u>	<u>96.0</u>	<u>95.1</u>	93.1	13.5	24.6	78.5	14.0	70.7
		InvAD-lite [42]	61.8	93.7	<u>94.9</u>	91.8	<u>10.8</u>	<u>19.7</u>	<u>74.2</u>	<u>10.9</u>	<u>66.3</u>
		MambaAD [15]	68.9	<u>95.5</u>	<u>94.9</u>	91.0	9.3	18.0	71.2	<u>9.9</u>	<u>66.9</u>
Hybrid		UniAD [35]	45.1	88.6	<u>94.9</u>	87.2	3.2	5.8	66.0	3.0	58.4
		RD++ [31]	61.9	94.4	<u>94.9</u>	90.5	6.9	12.8	71.2	6.8	64.5
		DesTSeg [44]	35.2	89.3	<u>94.9</u>	52.3	2.6	4.0	36.6	2.0	48.5

Table A41: Benchmarked results on MAD_Sim dataset [46] by the suggested metrics in Sec. 3.3.

	Method	Image-level			Pixel-level			mAU-PRO	mIoU-max	mAD	
		mAU-ROC	mAP	mF_1 -max	mAU-ROC	mAP	mF_1 -max				
05Whale	Aug.										
		DRAEM [37]	54.6	91.4	94.4	47.3	0.7	1.4	25.9	0.7	49.5
		SimpleNet [27]	63.1	93.9	94.4	82.6	2.3	4.9	60.5	2.5	60.7
	Emb.										
		CFA [21]	65.2	94.4	94.4	73.4	2.3	3.8	54.3	1.9	59.1
		CFLOW-AD [14]	54.5	91.0	94.4	85.4	2.7	4.4	63.3	2.2	59.5
		PyramidalFlow [22]	37.9	84.7	94.4	73.6	1.0	2.4	49.4	1.2	52.0
	Rec.										
		RD [10]	56.5	92.6	94.5	87.0	3.6	7.1	74.8	3.7	62.2
		DiAD [16]	48.7	91.0	94.4	80.3	2.3	6.6	50.3	3.4	53.4
		ViTAD [40]	58.0	92.5	94.4	88.3	4.0	8.4	76.0	4.4	62.9
		InvAD [42]	75.7	96.6	94.4	89.7	8.6	17.6	81.5	9.6	69.1
		InvAD-lite [42]	64.9	94.5	94.4	89.0	6.1	11.7	78.5	6.2	65.5
		MambaAD [15]	60.2	93.5	94.4	87.5	4.9	9.8	74.4	5.1	63.4
	Hybrid										
	UniAD [35]	72.4	95.7	94.5	89.5	3.8	8.2	76.9	4.3	66.1	
	RD++ [31]	52.4	91.7	94.4	86.7	3.7	8.0	74.4	4.1	61.4	
	DesTSeg [44]	52.0	91.5	94.4	58.1	4.2	9.0	45.7	4.7	54.3	
06Bird	Aug.										
		DRAEM [37]	44.4	88.1	94.4	44.1	1.0	2.0	23.7	1.0	46.7
		SimpleNet [27]	63.6	93.5	94.4	90.3	5.5	9.1	71.1	4.8	63.9
	Emb.										
		CFA [21]	65.7	92.3	94.7	83.8	4.6	10.8	62.3	5.7	62.3
		CFLOW-AD [14]	63.8	91.5	94.4	90.4	3.9	7.1	70.9	3.7	63.2
		PyramidalFlow [22]	75.7	96.1	94.4	92.6	7.0	13.5	76.6	7.2	68.1
	Rec.										
		RD [10]	58.5	91.8	94.4	90.6	4.7	8.3	75.4	4.3	63.2
		DiAD [16]	79.5	97.3	95.4	93.3	6.0	12.4	77.0	6.6	65.9
		ViTAD [40]	64.4	93.3	94.5	91.2	4.8	9.8	75.9	5.1	64.7
		InvAD [42]	83.3	97.6	94.7	91.9	6.7	12.5	78.5	6.7	69.6
		InvAD-lite [42]	74.8	95.6	94.7	91.5	5.6	9.9	77.2	5.2	67.2
		MambaAD [15]	64.5	93.7	94.5	91.2	5.0	9.1	76.4	4.7	64.8
	Hybrid										
	UniAD [35]	51.3	89.6	94.4	90.2	3.9	7.5	73.0	3.9	61.0	
	RD++ [31]	62.9	92.1	94.5	90.9	4.7	8.3	75.7	4.4	64.0	
	DesTSeg [44]	57.1	91.6	94.4	52.2	4.0	4.6	25.6	2.4	51.3	
07Owl	Aug.										
		DRAEM [37]	59.2	88.7	92.8	47.6	0.7	1.8	27.1	0.9	49.8
		SimpleNet [27]	67.0	92.0	93.4	88.8	3.5	7.5	66.8	3.9	62.9
	Emb.										
		CFA [21]	58.3	90.8	93.0	73.4	3.2	7.4	53.8	3.8	57.6
		CFLOW-AD [14]	64.1	91.9	92.8	90.0	5.7	5.0	66.4	2.6	62.4
		PyramidalFlow [22]	44.7	85.0	93.0	85.3	2.2	5.2	64.2	2.7	56.7
	Rec.										
		RD [10]	63.4	92.2	93.0	91.9	5.0	9.2	77.9	4.8	64.4
		DiAD [16]	62.6	92.5	92.8	93.8	4.9	10.2	71.6	5.3	61.2
		ViTAD [40]	66.8	92.3	92.8	92.5	5.0	10.2	77.6	5.4	65.1
		InvAD [42]	71.0	93.8	93.4	94.0	10.3	19.4	82.5	10.8	68.8
		InvAD-lite [42]	67.4	93.7	92.8	92.4	6.5	11.9	78.6	6.3	66.0
		MambaAD [15]	67.8	93.6	92.8	91.2	4.6	8.2	76.0	4.3	64.9
	Hybrid										
	UniAD [35]	61.1	91.5	93.0	91.5	4.1	7.9	74.3	4.1	63.2	
	RD++ [31]	69.4	93.4	92.8	92.0	5.1	9.2	78.2	4.8	65.7	
	DesTSeg [44]	65.2	92.6	93.2	53.2	10.7	7.9	35.5	4.1	55.2	
08Sabertooth	Aug.										
		DRAEM [37]	60.4	90.6	93.2	45.8	0.5	0.9	24.3	0.4	49.6
		SimpleNet [27]	54.4	90.2	93.0	83.8	1.7	2.8	57.6	1.4	57.8
	Emb.										
		CFA [21]	55.6	89.9	93.0	76.3	2.5	5.1	54.6	2.6	57.1
		CFLOW-AD [14]	61.5	90.9	93.2	86.7	1.8	3.4	58.7	1.7	59.8
		PyramidalFlow [22]	65.2	93.3	93.0	77.6	1.1	2.4	49.2	1.2	58.2
	Rec.										
		RD [10]	67.4	93.2	93.2	87.9	2.1	3.6	67.2	1.8	62.4
		DiAD [16]	89.2	98.4	93.8	85.1	1.5	3.0	48.5	1.5	59.9
		ViTAD [40]	61.8	91.9	93.2	88.8	2.1	3.8	67.5	2.0	61.4
		InvAD [42]	73.7	94.9	93.0	90.5	3.5	5.8	74.0	3.0	65.3
		InvAD-lite [42]	69.3	93.7	93.2	88.3	2.8	4.0	68.0	2.1	63.1
		MambaAD [15]	63.3	92.5	93.2	86.9	2.5	3.7	63.9	1.9	61.1
	Hybrid										
	UniAD [35]	55.5	89.1	93.0	88.2	2.1	3.7	71.2	1.9	60.2	
	RD++ [31]	64.0	92.2	93.0	87.7	2.2	3.7	66.6	1.9	61.6	
	DesTSeg [44]	61.1	92.1	93.0	51.6	4.5	4.5	31.0	2.3	52.5	

Table A42: Benchmarked results on MAD_Sim dataset [46] by the suggested metrics in Sec. 3.3.

	Method	Image-level			Pixel-level			mAU-PRO	mIoU-max	mAD	
		mAU-ROC	mAP	mF_1 -max	mAU-ROC	mAP	mF_1 -max				
09Sheep	Aug.	DRAEM [37]	41.6	83.8	93.1	44.7	0.6	1.0	23.4	0.5	45.1
		SimpleNet [27]	52.6	89.0	93.1	83.7	2.0	4.8	58.1	2.4	57.7
		CFA [21]	56.6	89.3	93.3	75.1	2.5	7.4	48.4	3.8	56.5
	Emb.	CFLOW-AD [14]	47.4	86.7	93.1	85.8	2.2	4.0	60.6	2.0	56.9
		PyramidalFlow [22]	43.9	85.2	93.1	75.7	1.1	2.6	42.6	1.3	52.3
		RD [10]	55.6	89.6	93.1	87.7	2.5	4.5	71.1	2.3	60.4
	Rec.	DiAD [16]	59.6	90.5	93.8	86.8	5.9	11.8	54.7	6.3	57.6
		ViTAD [40]	52.8	88.1	93.2	90.0	3.0	6.0	73.1	3.1	60.5
		InvAD [42]	68.9	93.7	93.1	91.6	5.9	11.5	80.1	6.1	66.3
		InvAD-lite [42]	59.9	90.7	93.1	89.8	4.0	7.8	76.1	4.1	62.8
		MambaAD [15]	54.7	88.7	93.1	87.2	2.4	4.3	69.0	2.2	59.8
		UniAD [35]	52.5	87.5	93.1	88.4	2.7	5.0	71.3	2.5	59.8
	Hybrid	RD++ [31]	53.9	88.9	93.1	87.6	2.4	4.5	70.6	2.3	60.0
		DesTSeg [44]	54.7	89.3	93.1	50.9	2.5	2.3	29.0	1.2	50.1
		DRAEM [37]	44.9	86.4	92.7	44.1	0.8	1.7	27.5	0.9	46.6
10Sheep	Aug.	SimpleNet [27]	60.4	91.3	92.7	90.5	3.8	6.8	76.8	3.5	63.0
		CFA [21]	65.9	92.2	93.1	85.1	3.9	8.6	67.7	4.5	62.5
		CFLOW-AD [14]	61.4	89.8	92.9	92.0	3.8	6.1	79.3	3.1	63.3
	Emb.	PyramidalFlow [22]	54.4	89.6	92.7	90.6	2.3	5.0	71.8	2.6	60.7
		RD [10]	64.4	92.6	92.7	92.6	5.3	9.2	84.5	4.8	65.6
		DiAD [16]	85.0	96.8	94.1	93.3	4.1	8.5	76.0	4.4	65.4
	Rec.	ViTAD [40]	64.8	92.0	92.7	93.4	4.8	9.3	84.8	4.9	65.6
		InvAD [42]	84.6	97.1	93.6	94.0	8.2	13.6	87.1	7.3	71.2
		InvAD-lite [42]	78.7	95.9	93.4	93.5	6.7	10.1	85.2	5.3	69.1
		MambaAD [15]	70.1	93.8	92.9	92.8	5.5	9.4	84.0	4.9	66.8
		UniAD [35]	57.4	90.3	92.7	93.3	4.8	8.2	83.3	4.3	63.8
		RD++ [31]	71.4	94.2	92.9	92.7	6.2	10.6	84.3	5.6	67.3
	Hybrid	DesTSeg [44]	67.5	93.7	92.7	53.1	8.5	8.1	39.0	4.2	55.9
		DRAEM [37]	51.2	90.2	94.0	54.8	1.0	1.6	28.9	0.8	50.0
		SimpleNet [27]	54.8	90.9	94.0	94.0	6.4	12.8	75.7	6.8	63.6
11Pig	Aug.	CFA [21]	54.7	90.6	94.0	87.4	7.5	14.9	61.9	8.1	61.3
		CFLOW-AD [14]	51.4	89.3	94.0	92.3	3.5	5.5	74.5	2.8	61.1
		PyramidalFlow [22]	56.4	91.0	94.0	89.8	2.7	5.5	66.9	2.8	60.8
	Emb.	RD [10]	58.2	91.8	94.0	94.3	6.5	11.8	83.5	6.3	65.2
		DiAD [16]	44.0	90.1	94.0	93.7	9.4	16.8	70.9	9.2	59.9
		ViTAD [40]	58.4	91.1	94.0	95.9	8.8	17.0	83.3	9.3	66.2
	Rec.	InvAD [42]	72.3	95.1	94.4	96.9	18.9	27.6	87.9	16.0	72.5
		InvAD-lite [42]	71.8	95.1	94.2	96.3	16.4	24.4	86.4	13.9	71.5
		MambaAD [15]	67.4	94.2	94.2	95.2	10.6	18.5	84.5	10.2	68.7
		UniAD [35]	46.7	86.8	94.0	93.6	3.8	7.3	78.8	3.8	60.9
		RD++ [31]	58.7	92.1	94.0	94.7	7.2	14.1	83.9	7.6	65.8
		DesTSeg [44]	63.0	92.9	94.0	57.5	7.1	11.7	37.9	6.2	55.9
	Aug.	DRAEM [37]	43.6	84.1	92.9	43.4	1.1	2.3	25.0	1.2	45.7
		SimpleNet [27]	57.1	88.2	93.1	84.2	4.0	8.4	59.5	4.4	59.2
		CFA [21]	54.8	90.0	92.9	73.9	4.2	9.2	53.5	4.8	57.2
Emb.	CFLOW-AD [14]	51.4	88.0	92.9	86.0	4.4	6.9	55.3	3.6	57.8	
	PyramidalFlow [22]	43.8	85.3	92.9	79.1	2.2	4.1	57.5	2.1	54.9	
	RD [10]	59.3	92.0	92.9	87.2	4.9	8.6	69.9	4.5	62.0	
Rec.	DiAD [16]	46.6	86.6	92.9	85.2	4.4	6.9	42.0	3.6	52.1	
	ViTAD [40]	54.9	91.0	92.9	87.3	4.7	8.7	67.5	4.6	60.8	
	InvAD [42]	64.0	92.3	92.9	90.2	10.0	18.1	76.5	10.0	65.9	
	InvAD-lite [42]	60.9	92.1	92.9	88.6	7.0	11.5	72.3	6.1	63.4	
	MambaAD [15]	58.3	91.6	92.9	87.2	5.2	8.7	68.9	4.5	61.7	
	UniAD [35]	52.1	88.9	92.9	85.9	3.4	6.0	64.8	3.1	59.0	
Hybrid	RD++ [31]	55.5	90.5	92.9	87.0	5.1	8.2	69.3	4.3	61.0	
	DesTSeg [44]	52.3	88.9	92.9	52.2	4.0	5.7	38.5	2.9	51.6	

Table A43: Benchmarked results on MAD_Sim dataset [46] by the suggested metrics in Sec. 3.3.

	Method	Image-level			Pixel-level			mAU-PRO	mIoU-max	mAD	
		mAU-ROC	mAP	mF ₁ -max	mAU-ROC	mAP	mF ₁ -max				
13Pheonix	Aug.	DRAEM [37]	51.9	89.6	94.3	45.4	0.6	1.0	22.8	0.5	48.0
		SimpleNet [27]	55.7	90.2	94.4	80.7	1.5	3.3	56.9	1.7	57.9
	Emb.	CFA [21]	54.1	90.4	94.3	77.4	2.0	5.5	58.0	2.8	57.7
		CFLOW-AD [14]	52.1	89.7	94.3	82.4	1.4	2.7	57.2	1.4	57.3
	Rec.	PyramidalFlow [22]	48.0	87.6	94.3	72.8	0.9	2.1	54.1	1.0	54.6
		RD [10]	53.5	90.5	94.3	83.6	2.5	3.5	70.0	1.8	59.7
		DiAD [16]	41.5	86.8	94.3	83.2	1.4	3.0	49.1	1.5	51.3
		ViTAD [40]	52.6	89.9	94.3	84.8	1.8	3.5	68.4	1.8	59.3
		InvAD [42]	62.7	92.9	94.6	87.0	3.6	7.2	77.5	3.7	63.6
		InvAD-lite [42]	56.0	91.6	94.3	85.3	3.2	5.3	74.0	2.7	61.3
		MambaAD [15]	55.7	91.7	94.4	83.7	2.8	3.7	70.7	1.9	60.4
		Hybrid	UniAD [35]	55.1	90.2	94.3	83.8	1.5	3.1	64.5	1.6
RD++ [31]			54.7	90.6	94.4	84.1	1.9	3.6	71.0	1.8	60.0
DesTSeg [44]			53.3	91.0	94.3	52.5	2.2	4.2	35.5	2.1	51.6
14Elephant	Aug.	DRAEM [37]	50.4	89.5	93.9	52.4	1.1	1.9	25.9	0.9	49.1
		SimpleNet [27]	58.7	91.9	93.9	64.9	2.2	4.9	54.8	2.5	56.6
	Emb.	CFA [21]	54.2	90.9	93.9	61.8	1.9	3.8	45.8	1.9	54.0
		CFLOW-AD [14]	55.7	91.4	93.9	68.2	2.2	3.8	49.7	1.9	55.7
	Rec.	PyramidalFlow [22]	44.5	87.3	93.9	63.7	1.4	3.1	45.2	1.6	51.8
		RD [10]	58.3	91.7	93.9	69.9	2.9	6.6	64.6	3.4	58.6
		DiAD [16]	68.7	95.1	93.9	74.2	1.9	3.9	44.7	2.0	54.6
		ViTAD [40]	57.4	91.9	93.9	70.8	3.1	7.4	64.0	3.8	58.7
		InvAD [42]	63.1	93.3	93.9	72.3	4.4	10.8	68.4	5.7	61.2
		InvAD-lite [42]	66.2	94.2	93.9	70.5	3.6	8.2	66.0	4.3	60.9
		MambaAD [15]	66.2	94.4	93.9	69.6	3.1	7.2	63.5	3.7	60.3
		Hybrid	UniAD [35]	55.7	90.5	93.9	68.5	1.9	4.1	59.2	2.1
RD++ [31]			60.7	92.5	93.9	70.2	3.0	6.9	63.5	3.6	59.1
DesTSeg [44]			60.0	91.9	93.9	53.5	5.3	8.1	46.9	4.2	55.2
15Parrot	Aug.	DRAEM [37]	52.8	86.4	91.8	48.6	0.8	1.4	24.1	0.7	47.9
		SimpleNet [27]	62.2	90.3	91.8	80.3	2.4	4.8	53.2	2.4	58.3
	Emb.	CFA [21]	55.6	88.6	91.8	69.4	2.2	5.0	44.5	2.5	54.5
		CFLOW-AD [14]	52.9	86.3	92.0	83.5	2.9	5.2	60.5	2.7	57.5
	Rec.	PyramidalFlow [22]	62.3	90.4	92.0	81.5	3.0	6.6	66.1	3.4	60.4
		RD [10]	54.6	87.9	92.0	83.9	3.2	6.7	67.2	3.5	59.2
		DiAD [16]	52.4	88.4	91.8	83.6	2.5	5.6	63.4	2.9	55.4
		ViTAD [40]	50.5	87.3	91.8	83.7	3.2	7.1	66.6	3.7	58.3
		InvAD [42]	60.8	90.9	92.0	86.3	6.5	13.4	73.9	7.2	63.1
		InvAD-lite [42]	57.0	89.6	91.8	85.1	4.2	8.4	69.1	4.4	60.6
		MambaAD [15]	55.1	88.9	91.8	84.1	3.5	6.5	65.9	3.4	59.3
		Hybrid	UniAD [35]	42.9	83.7	91.8	84.4	2.9	5.4	65.8	2.8
RD++ [31]			49.2	86.2	92.0	84.1	3.2	6.6	66.7	3.4	58.0
DesTSeg [44]			52.4	88.7	91.8	52.0	9.9	5.6	24.8	2.9	50.4
16Cat	Aug.	DRAEM [37]	50.5	89.9	94.3	43.0	0.6	1.5	24.4	0.7	47.8
		SimpleNet [27]	58.3	91.8	94.3	92.1	2.5	5.7	79.3	2.9	63.2
	Emb.	CFA [21]	54.6	90.9	94.4	82.6	2.7	8.1	59.8	4.2	59.1
		CFLOW-AD [14]	52.0	90.1	94.3	93.1	2.3	4.8	80.5	2.5	62.0
	Rec.	PyramidalFlow [22]	49.2	88.6	94.3	91.1	1.7	3.8	70.2	1.9	59.5
		RD [10]	52.4	90.1	94.3	93.6	3.1	6.3	84.8	3.3	62.9
		DiAD [16]	45.8	88.0	94.3	93.7	3.0	5.3	81.8	2.7	58.8
		ViTAD [40]	57.2	92.0	94.3	93.8	3.2	6.3	84.6	3.3	64.1
		InvAD [42]	58.9	92.1	94.3	94.5	5.3	11.0	86.9	5.8	65.6
		InvAD-lite [42]	58.5	92.5	94.3	94.2	3.7	7.4	85.6	3.9	64.7
		MambaAD [15]	54.5	91.0	94.4	94.0	3.5	7.0	84.9	3.6	63.7
		Hybrid	UniAD [35]	51.7	89.5	94.3	93.8	2.7	5.6	82.4	2.9
RD++ [31]			53.9	90.8	94.3	93.4	3.4	6.3	84.5	3.3	63.3
DesTSeg [44]			56.2	90.5	94.3	52.8	1.4	3.1	30.6	1.6	51.2

Table A44: Benchmarked results on MAD_Sim dataset [46] by the suggested metrics in Sec. 3.3.

	Method	Image-level			Pixel-level			mAU-PRO	mIoU-max	mAD	
		mAU-ROC	mAP	mF_1 -max	mAU-ROC	mAP	mF_1 -max				
17Scorpion	Aug.	DRAEM [37]	48.4	86.4	92.9	51.5	0.7	1.4	25.6	0.7	47.9
		SimpleNet [27]	72.7	94.5	93.1	88.4	4.0	6.5	67.9	3.4	64.2
		CFA [21]	68.3	92.4	93.0	78.9	4.1	7.0	55.9	3.6	60.5
	Emb.	CFLOW-AD [14]	59.7	91.0	92.9	89.6	4.6	4.9	68.1	2.5	61.5
		PyramidalFlow [22]	57.6	87.3	93.1	83.4	1.9	5.1	53.1	2.6	57.6
		RD [10]	60.1	91.2	92.9	91.3	4.8	7.4	82.3	3.8	63.9
	Rec.	DiAD [16]	84.8	96.9	93.8	87.0	1.9	3.5	56.5	1.8	60.6
		ViTAD [40]	60.1	90.5	93.1	91.2	3.3	7.7	77.6	4.0	63.1
		InvAD [42]	81.5	96.7	93.3	93.6	7.2	10.5	86.1	5.6	69.9
		InvAD-lite [42]	73.5	94.7	92.9	93.3	6.1	8.6	84.8	4.5	67.6
		MambaAD [15]	73.0	94.6	93.0	93.0	5.5	8.2	83.6	4.3	67.2
	Hybrid	UniAD [35]	63.5	90.9	92.9	91.7	4.4	7.2	79.1	3.8	64.0
		RD++ [31]	64.1	92.3	92.9	91.7	5.4	7.9	82.4	4.1	65.0
		DesTSeg [44]	77.8	95.9	93.1	60.6	5.4	9.7	44.3	5.1	59.5
	18Obesobeso	Aug.	DRAEM [37]	43.9	87.1	94.1	47.5	1.0	1.8	26.9	0.9
SimpleNet [27]			63.3	93.6	94.1	92.4	15.8	21.7	81.6	12.2	68.3
CFA [21]			62.9	93.2	94.1	81.8	12.6	20.0	64.6	11.1	64.1
Emb.		CFLOW-AD [14]	59.6	91.6	94.1	92.5	5.8	8.8	79.4	4.6	64.2
		PyramidalFlow [22]	61.7	93.2	94.1	91.9	4.5	8.8	74.7	4.6	64.0
		RD [10]	64.6	94.0	94.1	93.5	11.6	20.7	87.8	11.5	68.8
Rec.		DiAD [16]	87.5	98.3	94.4	95.1	10.2	17.7	82.9	9.7	69.4
		ViTAD [40]	67.5	94.4	94.1	94.3	18.2	24.7	88.3	14.1	70.9
		InvAD [42]	83.5	97.6	94.2	94.8	16.6	26.3	90.8	15.1	74.4
		InvAD-lite [42]	70.3	95.3	94.2	93.7	12.9	21.2	88.1	11.8	70.3
		MambaAD [15]	69.6	95.0	94.2	93.0	10.9	20.2	86.4	11.3	69.4
Hybrid		UniAD [35]	64.9	93.4	94.1	92.2	6.9	12.9	82.4	6.9	66.4
		RD++ [31]	67.7	94.0	94.4	93.2	9.1	17.4	86.5	9.5	68.5
		DesTSeg [44]	63.1	93.1	94.2	61.1	16.2	22.4	45.0	12.6	59.8
19Bear		Aug.	DRAEM [37]	54.1	89.3	93.3	49.3	0.8	1.3	23.0	0.7
	SimpleNet [27]		63.0	92.8	93.5	88.4	7.0	12.8	68.6	6.8	63.7
	CFA [21]		63.0	92.4	93.5	80.7	5.5	12.1	57.5	6.4	61.0
	Emb.	CFLOW-AD [14]	60.9	91.3	93.3	88.9	3.7	6.4	64.6	3.3	61.4
		PyramidalFlow [22]	52.6	89.6	93.6	87.2	3.6	6.3	61.0	3.3	59.1
		RD [10]	62.9	92.2	93.6	90.8	6.2	10.8	76.8	5.7	64.5
	Rec.	DiAD [16]	59.1	92.9	93.3	89.4	4.2	10.5	62.6	5.5	58.8
		ViTAD [40]	60.9	91.2	93.5	91.1	5.5	11.5	75.1	6.1	63.8
		InvAD [42]	73.9	95.4	93.3	92.5	13.8	21.7	82.0	12.2	70.0
		InvAD-lite [42]	67.7	93.2	93.3	92.2	11.3	18.1	78.9	10.0	67.4
		MambaAD [15]	64.2	92.9	93.5	91.2	7.9	13.4	76.1	7.2	65.3
	Hybrid	UniAD [35]	56.8	90.6	93.3	90.0	4.2	7.9	77.2	4.1	62.5
		RD++ [31]	65.3	93.0	93.5	90.8	7.7	11.8	76.9	6.3	65.4
		DesTSeg [44]	66.8	93.5	93.7	58.5	9.4	13.7	43.7	7.3	58.0
	20Puppy	Aug.	DRAEM [37]	44.7	84.1	92.7	47.9	0.5	0.9	20.7	0.4
SimpleNet [27]			54.6	89.8	92.9	83.1	2.6	4.9	54.4	2.5	57.7
CFA [21]			56.3	90.2	92.9	71.2	3.0	6.9	51.5	3.6	56.5
Emb.		CFLOW-AD [14]	57.5	90.1	92.7	85.2	1.9	4.5	57.1	2.3	58.6
		PyramidalFlow [22]	56.0	89.4	92.9	81.1	1.5	3.2	53.1	1.6	57.1
		RD [10]	54.0	89.6	93.0	86.8	3.6	6.3	66.5	3.3	59.8
Rec.		DiAD [16]	48.7	88.8	92.7	83.4	1.4	2.7	51.9	1.4	52.8
		ViTAD [40]	52.0	87.4	93.0	87.6	2.4	4.9	66.3	2.5	58.9
		InvAD [42]	62.9	92.5	92.9	89.3	5.9	11.0	73.3	5.8	63.8
		InvAD-lite [42]	54.0	90.0	93.0	87.5	3.5	6.2	68.2	3.2	60.2
		MambaAD [15]	49.2	87.7	92.7	86.6	2.6	5.3	64.8	2.7	58.2
Hybrid		UniAD [35]	55.6	89.8	92.7	86.5	3.4	7.9	68.4	4.1	60.5
		RD++ [31]	59.0	91.5	92.9	87.1	4.1	8.1	66.8	4.2	61.3
		DesTSeg [44]	64.6	93.0	92.9	53.7	13.3	9.5	32.9	5.0	55.4
Avg		Aug.	DRAEM [37]	49.5	88.3	93.8	48.4	0.8	1.5	24.5	0.7
	SimpleNet [27]		58.9	91.7	93.8	85.5	4.2	8.0	63.9	4.2	60.9
	CFA [21]		56.4	91.1	93.8	76.6	4.2	8.7	54.7	4.6	58.2
	Emb.	CFLOW-AD [14]	55.8	90.6	93.8	86.9	3.4	5.2	63.9	2.7	60.0
		PyramidalFlow [22]	50.8	88.9	93.8	82.0	2.3	4.8	58.8	2.5	57.4
		RD [10]	58.6	91.7	93.8	88.3	4.7	8.5	74.2	4.5	62.6
	Rec.	DiAD [16]	65.7	93.3	94.1	87.2	3.9	7.9	60.1	4.2	58.9
		ViTAD [40]	58.5	91.5	93.8	89.0	5.0	9.5	73.5	5.0	62.8
		InvAD [42]	70.4	94.6	93.9	90.5	8.8	15.7	79.3	8.6	67.4
		InvAD-lite [42]	64.7	93.3	93.8	89.4	6.4	11.2	76.1	6.0	64.9
		MambaAD [15]	63.0	92.9	93.8	88.3	5.2	9.4	73.3	5.0	63.6
	Hybrid	UniAD [35]	54.2	90.0	93.8	88.1	3.5	6.8	71.8	3.5	60.9
		RD++ [31]	59.3	91.7	93.8	88.3	4.6	8.5	73.8	4.4	62.7
		DesTSeg [44]	57.9	91.8	93.8	54.5	6.2	7.7	35.8	4.1	53.6

K Detailed Quantitative Results on Uni-Medical Dataset Under 100 epochs

Table A45: Benchmarked results on Uni-Medical dataset [40] by the suggested metrics in Sec. 3.3.

	Method	Image-level			Pixel-level			mAU-PRO	mIoU-max	mAD	
		mAU-ROC	mAP	mF_1 -max	mAU-ROC	mAP	mF_1 -max				
brain	Aug.	DRAEM [37]	47.1	82.8	90.6	33.8	2.2	6.1	7.9	3.1	43.0
		SimpleNet [27]	84.8	96.3	91.0	94.5	43.4	43.9	71.4	28.1	77.0
	Emb.	CFA [21]	82.5	95.9	90.6	75.6	33.0	39.0	36.5	24.2	67.8
		CFLOW-AD [14]	85.7	96.2	91.9	94.5	56.6	17.2	73.8	9.4	75.9
		PyramidalFlow [22]	62.4	86.1	90.9	85.7	10.4	18.0	50.5	9.9	60.5
	Rec.	RD [10]	83.9	94.6	91.9	96.5	45.6	48.9	82.8	32.4	79.3
		DiAD [16]	93.2	97.7	95.2	94.9	35.2	39.8	79.5	24.8	76.5
		ViTAD [40]	89.4	97.3	93.0	97.7	61.8	58.8	84.0	41.7	84.4
		InvAD [42]	90.8	97.7	93.2	97.7	59.1	58.3	86.2	41.2	84.6
		InvAD-lite [42]	84.9	95.9	91.8	96.5	46.2	49.2	82.5	32.6	79.7
		MambaAD [15]	93.7	98.5	94.2	97.9	60.8	61.5	87.5	44.4	86.2
	Hybrid	UniAD [35]	90.2	97.7	92.6	97.4	56.2	55.6	82.9	38.5	83.3
RD++ [31]		84.8	95.5	91.8	96.9	48.5	51.5	84.2	34.6	80.5	
DesTSeg [44]		87.1	95.9	92.2	70.2	52.2	42.7	33.9	27.2	70.7	
liver	Aug.	DRAEM [37]	53.1	49.7	61.6	20.0	0.4	1.5	10.2	0.7	31.4
		SimpleNet [27]	60.5	50.6	62.2	94.2	6.0	11.6	81.5	6.2	53.0
	Emb.	CFA [21]	52.9	48.1	61.3	88.0	4.7	11.1	60.5	5.9	47.6
		CFLOW-AD [14]	63.9	56.1	63.0	95.9	2.9	5.6	87.4	2.9	54.5
		PyramidalFlow [22]	47.2	43.2	60.9	75.0	3.3	11.5	9.0	6.1	37.6
	Rec.	RD [10]	55.5	45.8	64.4	96.6	5.5	10.4	91.1	5.5	53.1
		DiAD [16]	56.5	51.7	62.0	96.4	5.5	10.6	89.6	5.6	53.2
		ViTAD [40]	63.9	54.9	65.1	97.9	13.2	21.4	92.6	12.0	58.8
		InvAD [42]	64.2	52.8	65.9	97.0	7.8	14.5	92.9	7.8	57.0
		InvAD-lite [42]	57.0	46.6	63.8	96.4	5.3	9.8	90.6	5.1	53.2
		MambaAD [15]	64.2	54.6	64.5	97.0	10.0	17.4	92.6	9.5	57.7
	Hybrid	UniAD [35]	60.3	48.3	63.1	97.1	7.9	14.0	92.7	7.5	55.1
RD++ [31]		55.6	44.8	64.4	96.6	5.5	10.3	91.5	5.4	53.0	
DesTSeg [44]		58.5	47.8	61.4	57.6	13.8	15.6	31.4	8.5	42.8	
retinal	Aug.	DRAEM [37]	54.7	49.4	59.7	47.8	3.5	9.6	13.3	5.1	36.6
		SimpleNet [27]	87.0	86.2	76.8	94.2	53.9	52.5	78.2	35.6	76.5
	Emb.	CFA [21]	77.7	75.8	67.4	71.4	20.7	24.5	37.3	14.0	56.1
		CFLOW-AD [14]	88.0	86.5	76.8	95.8	61.6	57.9	84.1	40.7	79.3
		PyramidalFlow [22]	52.3	42.7	59.7	75.9	11.4	21.8	43.2	12.2	44.8
	Rec.	RD [10]	89.0	86.8	78.2	96.4	65.1	60.1	86.5	43.0	80.8
		DiAD [16]	86.6	82.0	76.0	96.1	61.8	56.2	83.8	39.0	77.5
		ViTAD [40]	92.1	90.0	81.9	95.6	69.8	64.2	83.5	47.3	83.1
		InvAD [42]	92.2	91.0	82.4	97.1	71.9	65.5	88.7	48.7	84.7
		InvAD-lite [42]	91.7	89.2	81.8	95.7	65.3	59.0	84.4	41.9	81.8
		MambaAD [15]	93.8	89.1	86.9	95.5	66.4	63.5	84.6	46.6	83.7
	Hybrid	UniAD [35]	86.3	82.4	75.8	95.3	53.8	53.7	82.5	36.7	76.4
RD++ [31]		91.2	89.2	81.3	96.7	70.4	64.9	87.6	48.1	83.6	
DesTSeg [44]		90.0	87.4	81.0	69.2	59.0	43.7	40.4	27.9	69.6	
Avg	Aug.	DRAEM [37]	51.6	60.6	70.6	33.8	2.0	5.7	10.5	3.0	37.0
		SimpleNet [27]	77.5	77.7	76.7	94.3	34.4	36.0	77.0	23.3	68.9
	Emb.	CFA [21]	71.0	73.3	73.1	78.3	19.5	24.9	44.7	14.7	57.2
		CFLOW-AD [14]	79.2	79.6	77.2	95.4	40.4	26.9	81.8	17.7	69.9
		PyramidalFlow [22]	53.9	57.3	70.5	78.8	8.4	17.1	34.2	9.4	47.6
	Rec.	RD [10]	76.1	75.7	78.2	96.5	38.8	39.8	86.8	26.9	71.1
		DiAD [16]	78.8	77.2	77.7	95.8	34.2	35.5	84.3	23.2	69.1
		ViTAD [40]	81.8	80.7	80.0	97.1	48.3	48.2	86.7	33.7	75.5
		InvAD [42]	82.4	80.5	80.5	97.3	46.2	46.1	89.3	32.6	75.4
		InvAD-lite [42]	77.9	77.3	79.1	96.2	39.0	39.3	85.8	26.5	71.6
		MambaAD [15]	83.9	80.8	81.9	96.8	45.8	47.5	88.2	33.5	75.9
	Hybrid	UniAD [35]	79.0	76.1	77.1	96.6	39.3	41.1	86.0	27.6	71.6
RD++ [31]		77.2	76.5	79.2	96.7	41.5	42.2	87.8	29.4	72.3	
DesTSeg [44]		78.5	77.0	78.2	65.7	41.7	34.0	35.3	21.2	61.0	

L Detailed Quantitative Results on Real-IAD Dataset Under 100 epochs

Table A46: Benchmarked results on Real-IAD dataset [32] by the suggested metrics in Sec. 3.3.

	Method	Image-level			Pixel-level			mAU-PRO	mIoU-max	mAD	
		mAU-ROC	mAP	mF_1 -max	mAU-ROC	mAP	mF_1 -max				
audiojack	Aug.	DRAEM [37]	53.0	36.9	51.4	42.8	0.1	0.3	13.7	0.2	30.7
		SimpleNet [27]	51.4	36.3	50.9	66.0	0.2	0.9	37.6	0.5	36.2
	Emb.	CFA [21]	57.3	41.9	52.1	86.5	0.5	1.6	57.1	0.8	43.4
		CFLOW-AD [14]	77.4	70.8	60.9	95.4	16.4	15.4	73.2	8.3	59.9
		PyramidalFlow [22]	51.7	34.9	50.7	81.7	0.2	0.4	40.7	0.2	38.3
	Rec.	RD [10]	76.0	62.8	60.6	96.7	13.1	22.1	80.6	12.4	59.8
		DiAD [16]	76.5	54.3	65.7	91.6	1.0	3.9	63.3	2.0	50.9
		ViTAD [40]	80.6	72.8	63.5	96.8	21.3	31.5	79.5	18.7	64.8
		InvAD [42]	85.2	80.7	69.3	98.5	33.9	43.8	89.6	28.0	72.4
		InvAD-lite [42]	84.3	78.7	67.8	98.1	32.4	40.8	87.0	25.6	70.8
		MambaAD [15]	84.9	77.7	68.2	98.0	22.2	30.4	86.2	17.9	68.1
	Hybrid	UniAD [35]	81.7	76.2	65.4	97.6	20.7	31.1	84.1	18.4	66.4
RD++ [31]		76.0	60.0	61.5	96.6	10.6	20.1	80.4	11.2	58.9	
DesTSeg [44]		81.6	74.7	66.5	88.3	44.9	50.7	64.5	34.0	68.2	
bottle_cap	Aug.	DRAEM [37]	46.9	40.9	60.2	35.2	0.0	0.1	9.7	0.0	30.3
		SimpleNet [27]	47.4	41.0	60.2	80.1	0.5	3.7	35.8	1.9	39.8
	Emb.	CFA [21]	55.7	49.7	60.2	85.2	0.5	2.4	57.0	1.2	45.7
		CFLOW-AD [14]	80.0	78.3	71.7	98.8	13.6	22.6	91.9	12.7	66.7
		PyramidalFlow [22]	55.4	46.7	60.3	93.2	0.7	2.6	72.0	1.3	48.1
	Rec.	RD [10]	89.6	86.3	81.2	99.4	18.6	28.6	96.3	16.7	73.2
		DiAD [16]	91.6	94.0	87.9	94.6	4.9	11.4	73.0	6.0	65.3
		ViTAD [40]	82.2	78.8	74.8	98.7	16.7	27.5	91.5	16.0	68.6
		InvAD [42]	95.5	94.9	85.9	99.6	24.9	33.9	97.2	20.4	78.0
		InvAD-lite [42]	92.6	91.2	81.9	99.6	21.2	28.5	97.5	16.6	75.1
		MambaAD [15]	93.2	92.6	82.7	99.7	29.9	33.8	97.4	20.3	77.3
	Hybrid	UniAD [35]	91.6	90.6	80.4	99.4	21.0	30.5	95.8	18.0	74.6
RD++ [31]		89.7	86.7	81.5	99.3	18.9	30.4	95.6	17.9	73.5	
DesTSeg [44]		75.5	74.5	65.9	71.1	27.3	31.7	43.2	18.9	57.6	
button_battery	Aug.	DRAEM [37]	34.4	46.9	72.4	51.8	0.5	0.9	17.8	0.4	34.5
		SimpleNet [27]	60.4	68.6	72.4	78.0	9.4	15.4	38.3	8.4	51.2
	Emb.	CFA [21]	53.2	57.9	72.5	84.3	1.6	3.2	54.8	1.6	48.6
		CFLOW-AD [14]	66.0	75.1	72.7	95.6	29.2	25.8	74.8	14.8	63.8
		PyramidalFlow [22]	52.5	56.4	72.5	50.2	17.5	0.8	15.0	0.4	40.7
	Rec.	RD [10]	74.7	79.7	75.9	97.7	34.5	39.4	86.4	24.5	70.6
		DiAD [16]	80.5	71.3	70.6	84.1	1.4	5.3	66.9	2.7	54.3
		ViTAD [40]	77.0	82.2	77.6	98.3	49.1	49.6	82.7	32.9	74.4
		InvAD [42]	90.4	92.5	84.6	99.1	57.2	56.1	92.6	39.0	82.7
		InvAD-lite [42]	82.0	86.9	78.4	98.5	51.1	52.4	89.0	35.5	77.6
		MambaAD [15]	82.8	87.4	79.2	98.3	48.6	49.6	88.1	33.0	77.1
	Hybrid	UniAD [35]	72.8	79.8	74.6	96.5	29.5	33.7	78.7	20.3	67.7
RD++ [31]		76.5	82.2	75.8	97.9	38.4	42.7	87.1	27.2	72.3	
DesTSeg [44]		84.6	87.8	81.2	92.2	55.7	53.7	60.4	36.7	75.0	
end_cap	Aug.	DRAEM [37]	48.1	57.5	72.9	54.9	0.1	0.3	21.0	0.1	39.3
		SimpleNet [27]	52.4	59.6	72.9	65.5	0.3	1.8	39.0	0.9	44.1
	Emb.	CFA [21]	55.3	62.5	73.3	72.8	0.4	2.7	40.0	1.4	46.3
		CFLOW-AD [14]	63.7	72.7	72.9	87.6	3.5	5.9	60.3	3.0	54.5
		PyramidalFlow [22]	55.7	63.8	73.0	77.2	0.4	1.9	33.2	1.0	46.2
	Rec.	RD [10]	80.0	84.0	78.2	96.5	12.3	21.9	89.4	12.3	67.9
		DiAD [16]	85.1	83.4	84.8	81.3	2.0	6.9	38.2	3.6	54.5
		ViTAD [40]	72.6	77.1	75.2	93.8	5.7	12.2	75.9	6.5	60.9
		InvAD [42]	84.1	87.7	80.3	98.0	14.7	22.7	93.5	12.8	70.6
		InvAD-lite [42]	79.8	84.2	78.3	97.4	13.5	21.0	91.5	11.8	68.3
		MambaAD [15]	78.6	83.1	77.4	97.2	12.2	19.5	90.3	10.8	67.2
	Hybrid	UniAD [35]	80.9	86.3	77.8	95.5	9.5	17.7	86.4	9.7	67.0
DesTSeg [44]		72.7	76.8	74.9	75.3	10.3	18.7	53.2	10.3	57.1	

Table A47: Benchmarked results on Real-IAD dataset [32] by the suggested metrics in Sec. 3.3.

	Method	Image-level			Pixel-level			mAU-PRO	mIoU-max	mAD	
		mAU-ROC	mAP	mF ₁ -max	mAU-ROC	mAP	mF ₁ -max				
eraser	Aug.	DRAEM [37]	53.8	42.8	55.9	42.6	0.1	0.2	11.2	0.1	32.2
		SimpleNet [27]	53.4	46.3	55.8	87.6	3.8	8.7	59.8	4.6	45.9
	Emb.	CFA [21]	51.2	43.0	55.9	78.5	1.8	5.8	57.6	3.0	43.0
		CFLOW-AD [14]	88.6	87.5	77.6	98.9	23.2	26.9	93.4	15.6	72.6
		PyramidalFlow [22]	57.8	42.5	57.3	88.8	0.7	2.6	60.3	1.3	45.3
	Rec.	RD [10]	90.0	88.5	79.4	99.5	<u>30.6</u>	<u>35.9</u>	<u>96.3</u>	<u>21.9</u>	<u>75.8</u>
		DiAD [16]	80.0	80.0	77.3	91.1	7.7	15.4	67.5	8.4	59.9
		ViTAD [40]	86.0	85.1	74.5	98.5	24.8	32.4	89.3	19.3	71.6
		InvAD [42]	92.1	90.3	81.7	99.4	<u>30.4</u>	<u>36.1</u>	<u>95.1</u>	<u>22.0</u>	76.6
		InvAD-lite [42]	88.7	87.2	77.4	99.3	28.9	33.6	94.8	20.2	74.3
		MambaAD [15]	88.4	86.9	76.7	99.2	27.4	35.7	93.8	21.7	74.0
	Hybrid	UniAD [35]	<u>90.2</u>	<u>88.8</u>	<u>80.2</u>	<u>99.3</u>	25.4	32.0	94.4	19.1	74.6
		RD++ [31]	<u>90.6</u>	<u>89.4</u>	<u>79.7</u>	99.5	29.2	<u>35.9</u>	96.8	<u>21.9</u>	<u>76.0</u>
		DesTSeg [44]	80.5	79.5	68.4	83.3	53.8	56.0	56.0	36.1	68.8
	fire_hood	Aug.	DRAEM [37]	56.3	39.5	53.4	42.7	0.1	0.2	9.9	0.1
		SimpleNet [27]	51.3	39.9	52.9	76.8	1.1	4.8	39.9	2.5	39.3
Emb.		CFA [21]	56.2	40.6	52.9	79.6	0.4	1.4	42.0	0.7	40.4
		CFLOW-AD [14]	80.3	73.8	68.2	98.1	21.6	22.7	86.0	12.8	65.6
		PyramidalFlow [22]	56.5	39.1	54.1	50.0	0.2	0.1	15.4	0.1	33.2
Rec.		RD [10]	78.4	70.8	64.5	98.9	<u>28.3</u>	<u>34.6</u>	<u>88.4</u>	<u>20.9</u>	66.9
		DiAD [16]	83.3	81.7	80.5	91.8	3.2	9.2	66.7	4.8	59.5
		ViTAD [40]	75.6	67.8	60.6	98.0	18.0	27.8	82.5	16.1	62.3
		InvAD [42]	<u>82.1</u>	<u>75.1</u>	<u>68.3</u>	99.0	<u>28.2</u>	<u>35.3</u>	89.4	<u>21.5</u>	69.1
		InvAD-lite [42]	80.0	73.6	65.6	98.8	24.4	31.6	87.5	18.7	66.8
		MambaAD [15]	79.9	73.5	65.4	98.7	25.9	33.0	86.8	19.7	67.0
Hybrid		UniAD [35]	80.3	<u>74.5</u>	66.8	98.6	25.6	33.5	84.8	20.1	<u>67.2</u>
		RD++ [31]	<u>80.5</u>	73.7	66.7	98.9	29.2	36.6	89.4	22.4	<u>68.6</u>
		DesTSeg [44]	75.6	65.6	61.5	78.4	26.7	34.1	45.9	20.6	56.9
mint		Aug.	DRAEM [37]	51.8	46.9	64.0	45.3	0.1	0.1	13.9	0.1
		SimpleNet [27]	55.7	51.9	63.8	73.1	0.5	3.0	26.8	1.5	41.5
	Emb.	CFA [21]	51.2	49.0	63.8	77.1	0.1	0.3	39.2	0.2	41.9
		CFLOW-AD [14]	63.6	64.1	63.7	92.8	8.7	12.8	61.4	6.8	53.9
		PyramidalFlow [22]	57.0	51.2	63.8	50.0	0.0	0.1	15.0	0.1	36.8
	Rec.	RD [10]	66.3	64.6	65.1	94.9	12.8	23.8	73.5	13.5	58.3
		DiAD [16]	<u>76.7</u>	<u>76.7</u>	76.0	91.1	5.7	11.6	64.2	6.2	57.4
		ViTAD [40]	69.2	70.1	64.9	94.7	13.9	26.6	70.0	15.3	59.7
		InvAD [42]	76.8	77.1	<u>68.9</u>	98.2	<u>18.5</u>	29.1	82.8	17.0	65.7
		InvAD-lite [42]	72.0	73.1	<u>66.2</u>	<u>97.3</u>	<u>17.9</u>	<u>28.6</u>	<u>80.0</u>	<u>16.7</u>	<u>63.2</u>
		MambaAD [15]	72.6	<u>73.8</u>	<u>66.2</u>	<u>97.1</u>	<u>16.7</u>	<u>27.2</u>	<u>76.9</u>	<u>15.8</u>	<u>62.7</u>
	Hybrid	UniAD [35]	67.6	68.6	64.4	94.6	9.3	22.2	63.2	12.5	57.1
		RD++ [31]	67.6	66.6	65.2	96.2	13.7	25.2	76.9	14.4	59.7
		DesTSeg [44]	62.8	60.6	64.2	66.5	21.1	<u>27.5</u>	27.5	<u>15.9</u>	49.1
	mounts	Aug.	DRAEM [37]	49.8	34.4	52.1	37.5	0.1	0.2	10.3	0.1
		SimpleNet [27]	49.9	39.2	52.1	87.2	1.4	4.2	63.0	2.2	43.0
Emb.		CFA [21]	62.8	49.5	53.9	89.9	3.3	9.3	68.6	4.9	49.1
		CFLOW-AD [14]	82.9	74.5	70.3	96.1	16.9	25.5	86.4	14.6	66.1
		PyramidalFlow [22]	56.1	41.1	52.1	82.7	1.0	4.0	54.3	2.0	42.6
Rec.		RD [10]	88.6	79.8	75.0	<u>99.3</u>	<u>30.7</u>	<u>37.5</u>	<u>95.1</u>	<u>23.0</u>	<u>73.4</u>
		DiAD [16]	75.3	74.5	82.5	84.3	0.4	1.1	48.8	0.5	52.4
		ViTAD [40]	84.9	74.8	71.4	98.8	25.1	32.2	91.7	19.2	69.5
		InvAD [42]	88.9	<u>79.3</u>	<u>77.2</u>	99.4	31.2	35.7	<u>94.2</u>	21.7	73.5
		InvAD-lite [42]	87.4	76.6	75.7	<u>99.3</u>	27.4	32.7	<u>94.2</u>	19.5	71.6
		MambaAD [15]	87.4	78.3	74.2	<u>99.1</u>	<u>30.9</u>	35.2	92.6	21.3	72.2
Hybrid		UniAD [35]	87.2	75.6	<u>76.2</u>	99.4	28.1	33.6	95.3	20.2	71.9
		RD++ [31]	88.5	80.6	<u>74.5</u>	<u>99.3</u>	28.8	<u>36.2</u>	95.3	<u>22.1</u>	<u>73.1</u>
		DesTSeg [44]	72.8	53.9	62.6	79.6	27.5	37.6	58.0	23.1	56.9

Table A48: Benchmarked results on Real-IAD dataset [32] by the suggested metrics in Sec. 3.3.

	Method	Image-level			Pixel-level			mAU-PRO	mIoU-max	mAD	
		mAU-ROC	mAP	mF ₁ -max	mAU-ROC	mAP	mF ₁ -max				
pcb	Aug.	DRAEM [37]	56.8	64.0	76.2	45.3	0.1	0.3	13.9	0.2	40.3
		SimpleNet [27]	54.2	63.4	75.5	76.8	0.4	1.0	45.8	0.5	47.7
	Emb.	CFA [21]	51.5	62.4	75.5	88.6	1.2	3.5	58.6	1.8	50.6
		CFLOW-AD [14]	74.3	83.2	76.6	95.1	15.0	23.8	75.6	13.5	65.2
		PyramidalFlow [22]	54.8	64.5	75.7	81.6	0.3	0.7	45.0	0.4	48.5
	Rec.	RD [10]	79.2	85.4	79.7	97.5	16.1	24.3	88.6	13.8	69.0
		DiAD [16]	86.0	85.1	85.4	92.0	3.7	7.4	66.5	3.8	60.9
		ViTAD [40]	83.3	89.2	81.2	98.2	25.7	33.6	88.2	20.2	73.0
		InvAD [42]	91.9	95.2	86.9	99.4	50.7	53.2	94.9	36.2	82.9
		InvAD-lite [42]	90.3	94.3	85.4	99.3	49.1	51.9	94.5	35.1	81.8
		MambaAD [15]	90.3	94.3	85.1	99.2	48.4	51.7	93.8	34.9	81.6
		Hybrid	UniAD [35]	81.0	88.2	78.9	97.2	22.0	32.1	81.7	19.1
		RD++ [31]	82.2	88.3	80.6	97.9	22.6	31.0	89.0	18.3	71.9
		DesTSeg [44]	82.0	89.2	79.0	90.0	50.6	52.6	66.1	35.7	74.1
	phone_battery	Aug.	DRAEM [37]	51.7	46.1	58.0	45.8	0.1	0.2	14.6	0.1
		SimpleNet [27]	55.2	48.7	58.1	75.4	1.5	6.0	46.8	3.1	43.2
Emb.		CFA [21]	49.9	43.5	58.0	64.0	0.9	3.1	40.6	1.6	38.8
		CFLOW-AD [14]	74.9	73.4	64.2	75.2	13.6	22.7	83.9	12.8	59.8
		PyramidalFlow [22]	45.5	36.1	58.4	71.6	0.4	1.2	27.2	0.6	35.9
Rec.		RD [10]	87.5	82.5	77.4	77.3	22.3	32.1	94.6	19.1	69.5
		DiAD [16]	82.3	77.7	75.9	96.8	5.3	11.4	85.4	6.0	62.1
		ViTAD [40]	90.7	89.3	79.4	98.8	24.1	32.3	91.0	19.3	74.0
		InvAD [42]	91.2	87.7	80.8	86.2	22.2	30.4	95.1	17.9	72.5
		InvAD-lite [42]	91.2	89.6	81.8	80.3	25.5	33.8	95.7	20.3	73.2
		MambaAD [15]	90.2	88.6	80.6	99.4	35.2	39.9	95.5	24.9	77.0
		Hybrid	UniAD [35]	84.9	81.2	73.5	89.1	10.5	18.4	88.7	10.1
		RD++ [31]	88.6	85.1	78.4	83.4	22.5	31.9	95.1	19.0	71.1
		DesTSeg [44]	83.4	78.5	71.9	75.6	10.5	20.6	62.3	11.5	60.1
plastic_nut		Aug.	DRAEM [37]	53.7	34.0	51.7	51.4	0.1	0.1	16.7	0.0
		SimpleNet [27]	61.9	43.0	52.6	74.0	0.5	2.3	40.9	1.2	41.0
	Emb.	CFA [21]	60.2	39.8	52.9	75.3	0.2	0.8	39.1	0.4	39.9
		CFLOW-AD [14]	69.7	60.5	53.6	95.6	13.4	14.9	79.1	8.0	56.0
		PyramidalFlow [22]	45.0	29.3	49.7	76.3	0.1	0.4	29.3	0.2	33.9
	Rec.	RD [10]	81.3	70.0	64.5	98.8	22.4	30.4	92.6	17.9	66.5
		DiAD [16]	71.9	58.2	65.6	81.1	0.4	3.4	38.6	1.7	45.6
		ViTAD [40]	82.3	73.8	64.8	97.6	20.8	28.3	87.1	16.5	66.0
		InvAD [42]	89.7	82.7	74.6	99.5	29.0	32.7	96.9	19.6	73.4
		InvAD-lite [42]	88.7	81.6	73.3	99.5	30.3	34.6	97.0	20.9	73.3
		MambaAD [15]	87.8	82.0	71.9	99.5	34.3	38.0	96.8	23.4	73.9
		Hybrid	UniAD [35]	80.1	70.5	63.0	98.4	23.0	28.4	89.9	16.5
		RD++ [31]	79.8	69.1	63.7	98.9	21.9	28.8	92.5	16.8	65.7
		DesTSeg [44]	84.8	78.4	68.9	85.2	49.2	49.5	62.7	32.9	69.5
	plastic_plug	Aug.	DRAEM [37]	64.1	52.9	54.8	41.6	0.0	0.1	9.4	0.0
		SimpleNet [27]	51.3	40.0	54.6	75.9	0.2	0.8	38.6	0.4	38.8
Emb.		CFA [21]	42.0	33.4	54.6	85.6	0.2	0.9	53.7	0.5	39.2
		CFLOW-AD [14]	78.8	75.2	64.9	97.2	11.8	20.7	85.7	11.5	63.4
		PyramidalFlow [22]	46.2	35.2	54.6	79.7	0.1	0.3	40.5	0.2	37.7
Rec.		RD [10]	82.6	75.5	68.8	99.1	21.3	30.2	95.5	17.8	68.6
		DiAD [16]	88.7	89.2	90.9	92.9	8.7	15.0	66.1	8.1	64.5
		ViTAD [40]	80.8	74.7	66.7	97.5	13.3	22.6	84.6	12.7	64.3
		InvAD [42]	89.0	82.9	76.2	99.0	22.9	30.7	94.3	18.1	72.2
		InvAD-lite [42]	88.0	83.9	74.6	99.1	26.2	33.7	94.3	20.2	72.7
		MambaAD [15]	86.5	83.4	72.8	99.0	25.2	32.3	93.0	19.3	71.6
		Hybrid	UniAD [35]	80.9	76.6	66.8	98.6	18.4	27.1	89.9	15.7
		RD++ [31]	85.5	77.9	73.2	99.2	21.3	28.8	95.8	16.8	70.1
		DesTSeg [44]	73.6	64.7	61.6	71.9	4.4	8.7	41.7	4.6	49.2

Table A49: Benchmarked results on Real-IAD dataset [32] by the suggested metrics in Sec. 3.3.

	Method	Image-level			Pixel-level			mAU-PRO	mIoU-max	mAD	
		mAU-ROC	mAP	mF ₁ -max	mAU-ROC	mAP	mF ₁ -max				
porcelain_doll	Aug.	DRAEM [37]	45.1	29.1	49.8	46.6	0.1	0.1	14.6	0.1	28.3
		SimpleNet [27]	63.5	50.7	51.2	81.4	2.4	7.4	48.9	3.8	45.1
		CFA [21]	69.4	55.1	55.2	80.1	0.1	0.3	41.7	0.2	45.2
	Emb.	CFLOW-AD [14]	83.6	78.1	68.2	97.1	14.0	20.9	86.6	11.7	65.6
		PyramidalFlow [22]	48.7	34.0	49.8	84.5	0.2	0.3	48.7	0.2	38.8
		RD [10]	87.3	78.2	72.3	99.2	25.1	33.8	96.1	20.3	71.4
	Rec.	DiAD [16]	72.6	66.8	65.2	93.1	1.4	4.8	70.4	2.5	53.5
		ViTAD [40]	86.4	77.5	70.8	99.0	21.6	29.7	94.7	17.4	69.7
		InvAD [42]	87.1	78.2	70.5	98.5	23.3	33.0	92.7	19.7	70.2
		InvAD-lite [42]	88.6	82.8	74.4	99.3	<u>32.0</u>	<u>36.6</u>	<u>96.4</u>	<u>22.4</u>	74.0
		MambaAD [15]	88.4	82.7	74.4	99.2	<u>32.2</u>	<u>36.9</u>	95.9	<u>22.6</u>	73.9
	Hybrid	UniAD [35]	84.9	76.0	70.3	98.6	14.9	24.8	93.3	14.1	67.5
		RD++ [31]	88.4	<u>80.7</u>	<u>72.6</u>	99.3	26.3	34.7	96.7	21.0	<u>72.4</u>
		DesTSeg [44]	75.0	61.4	59.4	76.3	35.4	38.7	44.5	24.0	57.0
	regulator	Aug.	DRAEM [37]	46.1	26.1	43.8	38.8	0.0	0.1	11.4	0.0
SimpleNet [27]			47.5	26.2	43.8	79.9	0.1	0.7	40.8	0.4	34.8
CFA [21]			55.7	32.2	45.1	81.4	0.4	1.4	41.5	0.7	37.8
Emb.		CFLOW-AD [14]	50.5	29.5	43.9	88.2	1.2	2.1	58.0	1.0	39.3
		PyramidalFlow [22]	55.1	31.3	44.9	76.9	0.1	0.3	42.9	0.1	36.9
		RD [10]	67.9	49.9	48.9	98.1	9.0	17.7	89.6	9.7	54.6
Rec.		DiAD [16]	72.1	71.4	78.2	84.2	0.4	1.5	44.4	0.7	50.3
		ViTAD [40]	61.3	45.6	44.7	95.6	7.6	17.8	78.3	9.8	50.2
		InvAD [42]	84.5	78.6	68.8	99.5	<u>25.9</u>	33.7	96.6	20.3	70.6
		InvAD-lite [42]	75.7	<u>67.1</u>	<u>57.3</u>	98.7	18.1	29.2	<u>92.6</u>	17.1	63.2
		MambaAD [15]	72.1	<u>62.7</u>	<u>53.4</u>	97.9	21.7	30.1	88.5	<u>17.7</u>	61.1
Hybrid		UniAD [35]	51.9	34.4	44.3	94.2	7.3	14.9	72.1	8.1	45.3
		RD++ [31]	70.3	54.4	51.2	98.3	11.1	20.1	90.8	11.2	56.9
		DesTSeg [44]	68.9	56.3	48.6	67.9	29.1	<u>32.6</u>	35.5	<u>19.5</u>	49.6
rolled_strip_base		Aug.	DRAEM [37]	53.3	68.5	79.8	37.1	0.1	0.3	9.4	0.1
	SimpleNet [27]		66.7	80.1	79.9	77.7	1.5	4.9	50.3	2.5	54.6
	CFA [21]		54.9	68.8	80.1	85.0	0.7	1.6	51.5	0.8	51.3
	Emb.	CFLOW-AD [14]	92.6	96.6	88.9	97.8	10.6	15.0	93.2	8.1	73.4
		PyramidalFlow [22]	59.9	74.9	79.8	88.1	1.3	3.5	69.1	1.8	56.0
		RD [10]	97.8	98.8	95.1	99.7	30.5	39.3	98.7	24.4	82.1
	Rec.	DiAD [16]	68.4	55.9	56.8	87.7	0.6	3.2	63.4	1.6	48.0
		ViTAD [40]	98.3	99.1	95.5	99.5	27.1	35.5	97.8	21.6	81.3
		InvAD [42]	99.3	99.6	97.7	99.8	<u>32.8</u>	<u>42.5</u>	99.0	<u>27.0</u>	83.7
		InvAD-lite [42]	98.0	99.0	95.3	99.8	<u>31.6</u>	<u>41.1</u>	99.0	<u>25.9</u>	<u>82.7</u>
		MambaAD [15]	98.3	99.2	95.6	99.6	27.4	32.3	98.2	19.2	81.0
	Hybrid	UniAD [35]	98.7	<u>99.3</u>	<u>96.1</u>	99.5	21.6	32.9	98.2	19.7	80.5
		RD++ [31]	96.3	97.9	93.5	99.7	26.8	36.4	<u>98.5</u>	22.2	80.6
		DesTSeg [44]	96.5	98.4	93.2	91.2	55.9	55.5	81.4	38.5	83.5
	sim_card_set	Aug.	DRAEM [37]	56.7	62.2	70.7	47.5	0.2	0.3	18.6	0.1
SimpleNet [27]			50.3	57.9	70.7	73.9	2.8	7.1	30.3	3.7	44.1
CFA [21]			50.0	57.1	70.7	79.5	0.9	3.0	39.3	1.5	45.0
Emb.		CFLOW-AD [14]	91.5	92.9	85.3	98.2	30.3	35.2	87.9	21.3	76.4
		PyramidalFlow [22]	77.9	75.3	77.1	66.0	1.0	0.6	31.0	0.3	50.7
		RD [10]	91.7	92.0	85.2	98.4	39.3	43.6	89.0	27.9	78.6
Rec.		DiAD [16]	72.6	53.7	61.5	89.9	1.7	5.8	60.4	3.0	49.4
		ViTAD [40]	92.9	92.4	89.5	96.2	23.3	31.1	75.4	18.4	74.1
		InvAD [42]	94.1	94.2	87.6	98.0	37.7	43.0	84.7	27.4	78.9
		InvAD-lite [42]	94.5	95.0	88.2	98.6	46.7	46.9	88.9	30.6	81.4
		MambaAD [15]	94.7	95.4	87.9	98.7	<u>51.0</u>	<u>50.4</u>	89.1	<u>33.7</u>	<u>82.5</u>
Hybrid		UniAD [35]	91.4	91.9	84.3	97.8	34.7	41.2	85.8	25.9	77.0
		RD++ [31]	93.7	94.1	87.2	98.6	40.4	43.2	89.9	27.6	79.8
		DesTSeg [44]	92.9	<u>94.4</u>	86.3	95.7	69.4	65.7	81.0	49.0	84.6

Table A50: Benchmarked results on Real-IAD dataset [32] by the suggested metrics in Sec. 3.3.

	Method	Image-level			Pixel-level			mAU-PRO	mIoU-max	mAD	
		mAU-ROC	mAP	mF_1 -max	mAU-ROC	mAP	mF_1 -max				
switch	Aug.	DRAEM [37]	46.5	52.1	68.6	44.5	0.3	0.6	12.9	0.3	35.2
		SimpleNet [27]	47.8	53.1	68.6	69.9	1.2	3.1	49.3	1.6	43.7
	Emb.	CFA [21]	52.2	56.1	68.6	76.0	1.1	2.9	44.1	1.5	45.0
		CFLOW-AD [14]	75.3	79.9	72.5	90.9	13.9	17.7	78.8	9.7	63.1
	Rec.	PyramidalFlow [22]	60.8	62.0	69.9	50.0	0.3	0.6	15.0	0.3	40.4
		RD [10]	84.6	87.5	78.2	94.4	19.4	26.6	91.0	15.3	70.6
		DiAD [16]	73.4	49.4	61.2	90.5	1.4	5.3	64.2	2.7	49.3
		ViTAD [40]	87.8	90.0	80.6	96.4	28.8	39.2	88.5	24.4	74.7
		InvAD [42]	95.8	96.8	91.1	98.9	43.9	51.5	96.0	34.7	83.6
		InvAD-lite [42]	92.8	94.5	86.7	99.0	44.3	48.6	95.1	32.1	81.5
	Hybrid	MambaAD [15]	92.4	94.3	86.3	98.4	34.9	42.2	93.8	26.7	79.2
		UniAD [35]	85.0	88.4	77.8	98.8	51.4	55.4	91.1	38.3	79.0
RD++ [31]		82.4	86.1	75.8	95.9	22.0	29.7	90.9	17.5	70.5	
tape	Aug.	DesTSeg [44]	89.4	92.4	82.1	87.9	61.3	57.9	68.3	40.8	78.4
		DRAEM [37]	50.0	35.4	54.6	38.0	0.1	0.2	11.4	0.1	29.5
	Emb.	SimpleNet [27]	46.3	37.4	54.6	82.8	1.3	4.0	42.8	2.0	39.4
		CFA [21]	54.5	42.1	55.1	80.2	0.5	1.9	51.1	1.0	42.0
	Rec.	CFLOW-AD [14]	93.5	92.6	84.3	99.2	24.6	24.8	95.6	14.2	75.6
		PyramidalFlow [22]	60.4	43.3	58.3	66.9	0.2	0.4	10.6	0.2	36.8
		RD [10]	96.2	95.4	88.4	99.7	42.0	47.4	98.4	31.1	82.6
		DiAD [16]	73.9	57.8	66.1	81.7	0.4	2.7	47.3	1.3	47.1
		ViTAD [40]	93.6	92.6	84.6	99.4	30.7	38.7	95.9	24.0	78.2
		InvAD [42]	97.8	96.9	91.9	99.7	38.9	44.0	98.3	28.2	82.9
	Hybrid	InvAD-lite [42]	97.3	96.4	90.1	99.7	41.1	45.8	98.4	29.7	82.9
		MambaAD [15]	97.1	96.2	89.6	99.8	45.9	48.4	98.4	31.9	83.7
UniAD [35]		96.9	95.9	88.7	99.6	31.6	38.4	97.5	23.8	80.3	
terminalblock	Aug.	RD++ [31]	96.8	95.8	89.8	99.8	40.7	46.1	98.5	30.0	82.7
		DesTSeg [44]	90.1	88.7	79.2	87.1	58.3	55.9	67.7	38.8	76.6
	Emb.	DRAEM [37]	44.5	49.0	68.7	46.6	0.1	0.1	13.6	0.1	34.6
		SimpleNet [27]	53.6	56.1	68.7	85.0	0.7	2.0	57.7	1.0	47.9
	Rec.	CFA [21]	55.9	59.9	68.7	89.9	0.7	2.8	64.0	1.4	50.4
		CFLOW-AD [14]	81.1	84.3	76.0	97.0	12.1	17.7	86.5	9.7	66.9
		PyramidalFlow [22]	57.8	57.5	70.0	91.0	0.5	1.7	67.3	0.8	50.9
		RD [10]	89.5	90.0	83.2	99.5	27.9	35.6	98.0	21.7	76.4
		DiAD [16]	62.1	36.4	47.8	75.5	0.1	1.1	38.5	0.5	37.4
		ViTAD [40]	89.6	89.3	85.1	98.9	20.1	30.1	94.8	17.7	74.5
	Hybrid	InvAD [42]	97.4	98.0	92.5	99.8	35.5	39.1	98.8	24.3	82.1
		InvAD-lite [42]	96.9	97.6	91.4	99.8	34.6	38.2	98.8	23.6	81.6
MambaAD [15]		95.3	95.5	89.8	99.6	26.8	32.8	97.6	19.6	78.9	
toothbrush	Aug.	UniAD [35]	87.0	88.6	80.6	99.1	22.7	30.8	94.6	18.2	73.6
		RD++ [31]	89.3	90.2	82.3	99.5	27.7	35.0	97.8	21.2	76.1
	Emb.	DesTSeg [44]	68.4	73.3	69.4	69.3	22.2	27.2	40.3	15.7	55.1
		DRAEM [37]	47.1	50.4	69.8	39.4	0.6	1.6	14.2	0.8	34.9
	Rec.	SimpleNet [27]	61.7	63.5	70.2	79.1	3.0	7.3	46.3	3.8	49.5
		CFA [21]	58.4	60.3	70.4	84.6	3.8	6.7	48.3	3.5	49.4
		CFLOW-AD [14]	70.3	74.9	71.7	94.7	18.8	14.0	78.0	7.6	61.8
		PyramidalFlow [22]	48.1	50.9	70.1	50.8	8.4	2.6	15.6	1.3	37.9
		RD [10]	81.8	83.9	77.4	96.9	26.3	33.6	89.0	20.2	71.2
		DiAD [16]	91.2	93.7	90.9	82.0	1.9	6.6	54.5	3.4	60.1
	Hybrid	ViTAD [40]	81.8	84.8	76.5	96.7	25.3	34.9	87.1	21.1	71.0
		InvAD [42]	88.2	90.0	81.6	97.6	29.5	37.8	91.0	23.3	75.3
InvAD-lite [42]		87.0	88.5	80.9	97.4	29.3	37.0	90.8	22.7	74.5	
Hybrid	MambaAD [15]	86.2	87.5	80.7	97.6	30.1	37.9	91.9	23.4	74.6	
	UniAD [35]	81.9	83.9	77.9	96.1	20.5	30.2	85.9	17.8	69.7	
	RD++ [31]	83.6	85.5	78.7	97.2	27.5	35.8	90.0	21.8	72.6	
	DesTSeg [44]	72.4	76.2	71.5	67.3	21.8	27.9	42.0	16.2	56.6	

Table A51: Benchmarked results on Real-IAD dataset [32] by the suggested metrics in Sec. 3.3.

		Method	Image-level			Pixel-level			mAU-PRO	mIoU-max	mAD	
			mAU-ROC	mAP	mF_1 -max	mAU-ROC	mAP	mF_1 -max				
toy	Aug.	DRAEM [37]	55.3	60.6	73.6	41.6	0.1	0.2	10.6	0.1	38.1	
		SimpleNet [27]	53.7	61.8	73.4	75.2	0.2	0.9	36.9	0.5	45.6	
		CFA [21]	47.8	56.6	73.4	78.3	0.3	1.0	40.6	0.5	44.7	
	Emb.	CFLOW-AD [14]	60.6	68.8	73.7	87.5	2.1	8.2	56.9	4.3	53.2	
		PyramidalFlow [22]	56.2	65.2	73.4	79.8	0.4	1.6	47.4	0.8	48.6	
		RD [10]	70.4	74.8	75.7	95.1	5.1	13.0	82.6	7.0	61.3	
	Rec.	DiAD [16]	66.2	57.3	59.8	82.1	1.1	4.2	50.3	2.1	45.9	
		ViTAD [40]	76.5	82.9	76.0	92.8	9.2	19.8	79.2	11.0	64.4	
		InvAD [42]	86.8	89.8	83.5	98.0	<u>16.6</u>	<u>25.7</u>	91.8	<u>14.8</u>	72.4	
		InvAD-lite [42]	84.4	88.9	80.3	96.6	18.1	29.0	<u>89.2</u>	17.0	71.4	
		MambaAD [15]	83.7	88.4	79.7	96.2	16.8	26.1	88.0	15.0	70.4	
		UniAD [35]	68.5	75.1	74.4	93.6	4.8	11.8	73.0	6.3	59.2	
	Hybrid	RD++ [31]	73.4	78.1	76.4	96.0	7.8	17.7	85.6	9.7	63.9	
		DesTSeg [44]	71.5	77.5	75.8	67.5	12.9	19.6	47.5	10.8	55.9	
		DRAEM [37]	51.5	42.9	57.9	48.5	0.1	0.3	11.3	0.1	32.9	
toy_brick	Aug.	SimpleNet [27]	57.4	48.8	57.9	85.9	4.5	10.6	47.0	5.6	45.8	
		CFA [21]	56.7	45.9	58.3	78.7	1.3	3.9	40.6	2.0	42.4	
		CFLOW-AD [14]	74.2	69.7	64.0	96.1	24.2	26.7	79.2	15.4	62.9	
	Emb.	PyramidalFlow [22]	54.6	43.4	58.2	50.1	0.1	0.3	15.3	0.2	34.3	
		RD [10]	63.4	56.2	58.9	96.2	16.6	24.4	75.8	13.9	56.4	
		DiAD [16]	68.4	45.3	55.9	93.5	3.1	8.1	66.4	4.2	48.7	
	Rec.	ViTAD [40]	69.1	64.3	60.2	94.6	20.6	29.4	72.9	17.2	59.5	
		InvAD [42]	74.1	67.4	64.4	97.6	25.4	31.4	82.4	18.6	63.9	
		InvAD-lite [42]	69.1	62.4	61.1	96.4	17.5	24.2	78.0	13.8	59.1	
		MambaAD [15]	70.6	64.0	61.8	96.6	18.9	26.8	75.9	15.5	60.0	
		UniAD [35]	78.9	74.6	68.1	97.7	21.8	30.4	82.7	17.9	66.0	
		RD++ [31]	66.7	58.3	60.6	96.7	17.1	25.3	77.3	14.5	58.0	
	Hybrid	DesTSeg [44]	72.7	68.5	62.8	82.5	30.1	35.7	55.5	21.8	59.5	
		DRAEM [37]	57.2	59.6	72.2	43.3	0.2	0.6	13.0	0.3	38.6	
		SimpleNet [27]	61.7	66.8	72.6	84.5	5.4	10.1	58.5	5.3	53.3	
transistor1	Aug.	CFA [21]	53.9	63.0	72.1	87.7	3.5	8.7	56.8	4.5	51.1	
		CFLOW-AD [14]	91.8	94.7	86.2	98.1	26.2	28.3	90.7	16.5	75.9	
		PyramidalFlow [22]	49.1	56.2	72.4	77.1	0.4	0.9	35.3	0.4	43.8	
	Rec.	RD [10]	90.9	93.7	85.2	99.1	30.5	36.5	95.5	22.3	77.7	
		DiAD [16]	73.1	63.1	62.7	88.6	7.2	15.3	58.1	8.3	52.6	
		ViTAD [40]	91.7	93.9	86.3	98.8	32.0	36.4	93.5	22.2	77.9	
		InvAD [42]	97.6	98.2	94.2	99.5	38.7	39.9	97.5	24.9	82.8	
		InvAD-lite [42]	96.4	97.5	92.1	99.5	<u>40.5</u>	<u>42.4</u>	97.4	26.9	82.6	
		MambaAD [15]	94.9	96.4	89.2	99.4	38.1	39.4	96.8	24.5	81.0	
	Hybrid	UniAD [35]	93.7	95.9	88.8	98.9	27.3	33.0	94.2	19.8	78.1	
		RD++ [31]	93.4	95.5	89.0	99.3	34.6	38.5	96.2	23.8	79.9	
		DesTSeg [44]	88.0	91.6	82.5	87.9	44.0	44.1	67.0	28.3	74.1	
	u_block	Aug.	DRAEM [37]	55.2	35.2	49.4	43.5	0.1	0.2	10.0	0.1	30.0
			SimpleNet [27]	58.4	40.0	51.2	72.8	0.6	2.5	40.2	1.3	39.4
			CFA [21]	54.9	38.6	48.9	74.7	0.3	1.8	36.4	0.9	37.9
Emb.		CFLOW-AD [14]	80.3	73.0	63.8	98.4	19.9	24.7	89.3	14.1	65.2	
		PyramidalFlow [22]	44.9	28.6	48.8	81.9	0.5	1.2	39.5	0.6	35.8	
		RD [10]	90.1	85.5	75.4	99.6	<u>40.3</u>	<u>45.8</u>	<u>97.2</u>	<u>29.7</u>	<u>77.2</u>	
Rec.		DiAD [16]	75.2	68.4	67.9	88.8	1.6	5.4	54.2	2.8	51.6	
		ViTAD [40]	84.3	78.2	67.8	99.0	30.3	38.4	90.8	23.8	70.7	
		InvAD [42]	92.9	89.5	80.5	99.6	33.4	41.3	96.7	26.0	77.7	
		InvAD-lite [42]	90.4	86.4	76.2	99.6	34.5	43.0	96.8	27.4	76.4	
		MambaAD [15]	90.0	85.8	74.8	99.5	33.2	42.8	96.1	27.2	75.7	
		UniAD [35]	88.2	83.7	74.4	99.3	24.2	32.7	94.9	19.6	72.4	
Hybrid		RD++ [31]	90.2	85.9	75.7	99.6	34.1	41.2	97.3	26.0	76.0	
		DesTSeg [44]	76.7	70.4	61.0	83.6	57.6	55.0	53.3	37.9	65.9	

Table A52: Benchmarked results on Real-IAD dataset [32] by the suggested metrics in Sec. 3.3.

	Method	Image-level			Pixel-level			mAU-PRO	mIoU-max	mAD	
		mAU-ROC	mAP	mF ₁ -max	mAU-ROC	mAP	mF ₁ -max				
usb	Aug.	DRAEM [37]	45.8	43.8	63.0	48.2	0.1	0.5	19.9	0.3	34.0
		SimpleNet [27]	52.2	49.0	63.0	80.4	0.8	2.8	50.8	1.4	44.2
	Emb.	CFA [21]	56.6	48.6	63.2	85.9	0.7	2.4	51.6	1.2	45.6
		CFLOW-AD [14]	68.0	69.8	63.4	94.8	13.0	15.8	75.0	8.6	58.4
		PyramidalFlow [22]	48.3	44.5	63.0	79.2	0.2	0.2	39.8	0.1	40.9
	Rec.	RD [10]	85.2	84.6	75.6	98.1	26.8	35.2	91.2	21.3	72.3
		DiAD [16]	58.9	37.4	45.7	78.0	1.0	3.1	28.0	1.6	36.0
		ViTAD [40]	86.9	87.3	77.7	98.3	26.1	34.8	90.6	21.1	73.2
		InvAD [42]	94.1	93.3	86.8	99.5	38.5	44.0	97.2	28.2	80.6
		InvAD-lite [42]	93.1	92.7	85.8	99.5	37.0	43.7	96.8	27.9	79.9
		MambaAD [15]	92.7	92.7	85.3	99.3	39.7	44.8	96.0	28.9	80.1
	Hybrid	UniAD [35]	80.8	81.8	70.9	98.0	21.0	30.9	85.8	18.3	68.4
		RD++ [31]	85.5	85.8	75.6	98.0	27.2	36.3	90.8	22.2	72.7
		DesTSeg [44]	87.6	88.3	78.5	91.5	45.0	50.9	70.5	34.2	74.6
	usb_adaptor	Aug.	DRAEM [37]	54.0	45.6	56.5	49.5	0.1	0.1	20.0	0.0
SimpleNet [27]			49.9	40.6	56.7	52.3	0.1	0.4	19.2	0.2	33.5
Emb.		CFA [21]	52.1	41.8	56.6	78.4	0.1	0.8	39.5	0.4	39.9
		CFLOW-AD [14]	69.9	64.1	59.5	96.2	8.1	16.6	80.8	9.1	57.5
		PyramidalFlow [22]	53.4	40.5	56.8	84.2	0.2	0.6	48.4	0.3	41.8
Rec.		RD [10]	70.9	61.0	61.9	94.4	9.7	18.7	74.4	10.3	57.0
		DiAD [16]	76.9	60.2	67.2	94.0	2.3	6.6	75.5	3.4	54.7
		ViTAD [40]	76.1	66.1	66.2	90.8	5.9	13.9	56.2	7.5	55.6
		InvAD [42]	80.0	74.4	66.8	96.5	15.8	24.3	79.3	13.8	63.9
		InvAD-lite [42]	79.8	74.2	67.3	97.0	16.6	24.8	82.8	14.2	64.5
		MambaAD [15]	79.1	75.7	66.0	97.0	15.8	24.9	81.6	14.2	64.2
Hybrid		UniAD [35]	76.9	71.5	64.3	96.5	10.9	19.8	80.1	11.0	61.4
		RD++ [31]	69.9	62.7	61.1	94.7	10.2	20.1	76.2	11.2	57.4
		DesTSeg [44]	78.0	73.3	66.1	80.8	27.6	36.7	51.2	22.4	60.8
vepill		Aug.	DRAEM [37]	47.3	37.7	56.2	31.2	0.3	0.8	7.2	0.4
	SimpleNet [27]		62.8	52.2	58.6	82.0	6.5	12.0	47.6	6.4	47.4
	Emb.	CFA [21]	58.4	47.1	57.3	85.5	4.3	9.3	54.5	4.9	46.3
		CFLOW-AD [14]	81.4	79.1	67.5	97.3	35.6	41.3	84.6	26.0	70.3
		PyramidalFlow [22]	55.7	43.9	57.8	72.3	0.6	0.8	28.4	0.4	39.0
	Rec.	RD [10]	85.1	80.3	72.5	98.3	43.7	48.2	89.1	31.8	74.6
		DiAD [16]	64.1	40.4	56.2	90.2	1.3	5.2	60.8	2.7	45.5
		ViTAD [40]	82.2	80.5	70.4	97.6	44.4	50.0	81.3	33.3	73.0
		InvAD [42]	90.1	88.0	78.2	98.9	50.4	55.2	91.1	38.1	79.7
		InvAD-lite [42]	84.6	82.2	71.3	98.4	41.4	48.1	87.9	31.7	74.2
		MambaAD [15]	88.5	87.6	77.6	98.7	47.9	52.0	89.4	35.1	78.3
	Hybrid	UniAD [35]	88.6	86.3	75.8	99.2	47.3	47.7	92.7	31.3	77.6
		RD++ [31]	85.9	82.6	73.0	98.5	46.0	50.7	90.2	34.0	75.9
		DesTSeg [44]	69.5	65.1	58.6	75.3	44.1	45.1	43.5	29.1	58.2
	wooden_beads	Aug.	DRAEM [37]	52.8	44.9	60.2	43.9	0.1	0.3	12.5	0.1
SimpleNet [27]			56.2	52.2	60.2	75.5	1.2	4.4	36.2	2.2	42.8
Emb.		CFA [21]	55.3	46.2	60.2	83.6	0.8	3.1	48.4	1.6	43.9
		CFLOW-AD [14]	79.7	79.3	68.6	96.5	20.2	27.3	79.5	15.8	65.9
		PyramidalFlow [22]	66.4	56.3	64.8	50.1	0.6	0.3	15.1	0.1	39.5
Rec.		RD [10]	81.1	79.1	70.1	97.9	27.2	35.5	85.8	21.6	69.2
		DiAD [16]	62.1	56.4	65.9	85.0	1.1	4.7	45.6	2.4	45.8
		ViTAD [40]	82.8	82.3	72.9	97.1	31.0	37.4	79.4	23.0	70.3
		InvAD [42]	86.6	85.6	76.2	98.4	35.5	40.3	88.0	25.3	74.2
		InvAD-lite [42]	85.6	84.6	75.1	98.2	30.5	37.3	87.9	22.9	72.6
		MambaAD [15]	83.3	82.3	72.7	98.1	32.4	39.7	85.3	24.8	71.7
Hybrid		UniAD [35]	80.9	80.1	70.3	97.7	20.3	27.9	85.0	16.2	67.4
		RD++ [31]	83.4	81.4	72.5	98.2	28.9	36.5	87.8	22.3	71.0
		DesTSeg [44]	78.2	73.6	69.8	77.9	30.8	34.9	50.5	21.1	61.2

Table A53: Benchmarked results on Real-IAD dataset [32] by the suggested metrics in Sec. 3.3.

	Method	Image-level			Pixel-level			mAU-PRO	mIoU-max	mAD	
		mAU-ROC	mAP	mF_1 -max	mAU-ROC	mAP	mF_1 -max				
woodstick	Aug.	DRAEM [37]	52.9	28.3	45.2	57.3	0.1	0.2	22.9	0.1	31.1
		SimpleNet [27]	55.7	35.7	44.6	74.0	2.8	9.1	32.1	4.8	37.4
	Emb.	CFA [21]	57.8	33.2	46.5	70.2	0.9	4.1	26.5	2.1	35.6
		CFLOW-AD [14]	71.3	60.5	52.8	92.6	32.1	38.3	67.9	23.7	59.6
		PyramidalFlow [22]	50.1	28.1	44.4	50.0	0.0	0.2	15.0	0.1	28.6
	Rec.	RD [10]	77.5	61.9	58.5	97.8	31.2	38.8	85.0	24.0	64.6
		DiAD [16]	74.1	66.0	62.1	90.9	2.6	8.0	60.7	4.2	52.1
		ViTAD [40]	75.6	64.0	56.3	96.3	38.4	43.7	77.8	28.0	64.7
		InvAD [42]	80.8	67.6	62.7	98.0	39.0	45.1	85.9	29.1	68.7
		InvAD-lite [42]	78.7	65.9	59.3	97.6	36.3	41.0	83.8	25.8	66.3
		MambaAD [15]	81.8	71.0	64.4	97.9	42.8	47.0	85.5	30.7	70.3
	Hybrid	UniAD [35]	81.1	73.7	64.6	94.8	41.5	46.0	79.2	29.9	69.3
		RD++ [31]	77.2	61.2	58.2	97.9	30.6	38.0	85.3	23.4	64.2
		DesTSeg [44]	80.2	70.6	60.5	91.9	61.5	60.5	69.9	43.4	70.7
zipper	Aug.	DRAEM [37]	46.5	61.6	76.7	36.4	0.7	1.5	11.3	0.8	37.0
		SimpleNet [27]	56.8	67.7	76.7	52.7	1.2	3.8	24.3	1.9	43.8
	Emb.	CFA [21]	80.6	88.0	79.9	92.5	15.6	22.6	78.3	12.7	67.5
		CFLOW-AD [14]	94.3	97.1	90.3	98.2	34.9	35.6	91.0	21.6	79.4
		PyramidalFlow [22]	49.2	61.7	77.5	49.9	0.7	1.4	15.6	0.7	39.9
	Rec.	RD [10]	95.4	97.2	91.6	99.0	43.7	49.9	96.5	33.2	83.5
		DiAD [16]	86.0	87.0	84.0	90.2	12.5	18.8	53.5	10.4	61.7
		ViTAD [40]	98.8	99.3	95.9	99.1	47.8	50.3	96.4	33.6	85.7
		InvAD [42]	98.8	99.2	96.0	99.2	54.3	56.8	97.0	39.7	87.4
		InvAD-lite [42]	98.9	99.4	95.6	99.2	54.0	57.4	97.0	40.3	87.4
		MambaAD [15]	99.4	99.6	97.1	99.3	58.4	60.9	97.6	43.8	88.9
	Hybrid	UniAD [35]	98.2	98.9	95.3	98.4	33.1	36.9	95.1	22.6	81.7
		RD++ [31]	97.0	98.3	93.0	99.1	47.1	51.6	96.4	34.7	84.8
		DesTSeg [44]	93.4	96.0	89.6	70.5	18.9	25.2	71.2	14.4	69.7
Avg	Aug.	DRAEM [37]	50.9	45.9	61.3	44.0	0.2	0.4	13.6	0.2	33.6
		SimpleNet [27]	54.9	50.6	61.5	76.1	1.9	4.9	42.4	2.5	43.5
	Emb.	CFA [21]	55.7	50.5	61.9	81.3	1.6	3.8	48.8	2.0	45.0
		CFLOW-AD [14]	77.0	75.8	69.9	94.8	17.6	21.7	80.4	12.4	63.9
		PyramidalFlow [22]	54.4	48.0	62.0	71.1	1.2	1.1	34.9	0.5	40.9
	Rec.	RD [10]	82.7	79.3	74.1	97.2	25.2	32.8	90.0	20.0	70.0
		DiAD [16]	75.6	66.4	69.9	88.0	2.9	7.1	58.1	3.7	52.6
		ViTAD [40]	82.7	80.2	73.7	97.2	24.3	32.3	84.8	19.6	69.3
		InvAD [42]	89.4	87.0	80.2	98.4	32.6	38.9	92.7	24.6	75.6
		InvAD-lite [42]	87.2	85.2	77.8	98.0	31.7	37.9	92.0	23.8	74.2
		MambaAD [15]	87.0	85.3	77.6	98.6	32.4	38.1	91.2	23.9	74.2
	Hybrid	UniAD [35]	83.1	81.2	74.5	97.4	23.3	30.9	87.1	18.6	69.6
		RD++ [31]	83.6	80.6	74.8	97.7	25.9	33.6	90.7	20.5	70.8
		DesTSeg [44]	79.3	76.7	70.7	80.3	36.9	40.3	56.1	26.2	64.5

M Detailed Quantitative Results on COCO-AD Dataset Under 100 epochs

Table A54: Benchmarked results on COCO-AD dataset [42] by the suggested metrics in Sec. 3.3.

	Method	Image-level			Pixel-level			mAU-PRO	mIoU-max	mAD		
		mAU-ROC	mAP	mF_1 -max	mAU-ROC	mAP	mF_1 -max					
0	Aug.	DRAEM [37]	48.8	74.5	85.0	51.9	16.6	27.7	18.1	16.1	49.0	
		SimpleNet [27]	63.4	82.1	85.0	78.2	39.1	44.6	44.4	28.7	64.2	
	Emb.		CFA [21]	52.1	76.1	85.0	59.3	22.2	29.6	19.4	17.4	51.8
			CFLOW-AD [14]	80.2	91.2	87.1	81.9	46.4	48.9	51.8	32.4	71.7
			PyramidalFlow [22]	48.5	73.3	85.0	50.0	8.1	27.7	15.0	16.1	47.1
	Rec.		RD [10]	65.7	82.0	85.0	72.0	30.8	38.3	47.9	23.7	62.4
			DiAD [16]	57.5	77.5	85.3	67.0	33.4	26.2	28.8	20.1	53.7
			ViTAD [40]	84.8	93.9	88.0	83.1	55.3	53.2	51.0	36.2	74.8
			InvAD [42]	74.3	88.1	85.1	78.0	41.6	44.6	52.3	28.7	68.3
			InvAD-lite [42]	75.7	89.7	85.3	76.6	40.8	43.0	47.8	27.4	67.8
			MambaAD [15]	74.0	88.9	85.2	75.4	38.2	41.5	48.9	26.2	66.9
			UniAD [35]	66.2	84.5	85.1	70.4	29.3	36.7	39.8	22.4	61.3
	Hybrid		RD++ [31]	70.3	85.4	85.1	74.9	34.9	41.1	50.3	25.9	65.3
			DesTSeg [44]	57.1	77.4	85.0	54.2	21.2	27.7	28.2	16.1	53.0
			DRAEM [37]	47.4	42.7	60.9	48.1	2.4	5.8	13.6	3.0	33.9
1	Aug.	SimpleNet [27]	45.0	39.8	60.9	53.3	3.5	6.5	19.3	3.4	34.6	
	Emb.		CFA [21]	52.4	44.8	61.0	56.6	3.4	6.9	13.1	3.6	36.4
			CFLOW-AD [14]	59.5	50.0	61.7	76.1	8.2	14.2	46.4	7.6	46.6
			PyramidalFlow [22]	52.4	45.7	60.9	50.1	19.5	5.8	15.0	3.0	37.8
	Rec.		RD [10]	54.6	46.3	61.0	70.1	5.9	10.7	40.9	5.6	42.9
			DiAD [16]	54.4	49.8	62.2	71.3	11.8	7.8	28.8	6.2	40.9
			ViTAD [40]	58.5	51.2	61.8	78.9	16.3	23.4	38.1	13.3	48.2
			InvAD [42]	55.7	47.9	61.0	73.4	7.9	13.4	43.0	7.2	44.6
			InvAD-lite [42]	54.0	47.0	61.1	71.9	7.3	12.2	36.6	6.5	43.0
			MambaAD [15]	54.9	47.7	61.0	70.8	6.2	11.0	38.4	5.8	43.1
			UniAD [35]	55.9	47.8	61.0	69.1	5.9	10.4	37.3	5.5	42.8
	Hybrid		RD++ [31]	55.8	46.6	61.1	69.2	6.2	8.8	41.1	4.6	42.9
			DesTSeg [44]	54.2	47.0	61.1	59.1	5.3	9.6	29.5	5.0	40.0
			DRAEM [37]	58.1	37.0	51.0	50.4	5.6	11.9	15.2	6.3	34.7
	2	Aug.	SimpleNet [27]	55.3	36.8	49.9	55.7	7.8	12.9	22.7	6.9	36.1
Emb.			CFA [21]	62.2	42.3	51.6	60.4	9.2	15.1	26.8	8.2	40.0
			CFLOW-AD [14]	65.5	44.8	53.7	75.8	14.0	22.8	46.1	12.9	47.2
			PyramidalFlow [22]	50.2	32.4	49.4	50.0	9.4	11.9	15.0	6.3	32.8
Rec.			RD [10]	58.6	37.3	50.9	67.3	11.3	17.3	40.7	9.5	41.5
			DiAD [16]	63.8	43.4	52.5	68.0	19.2	12.2	33.2	10.6	41.8
			ViTAD [40]	67.5	53.9	52.6	80.5	28.9	35.9	40.2	21.9	52.2
			InvAD [42]	66.5	45.8	54.4	73.5	15.5	23.5	49.5	13.3	48.0
			InvAD-lite [42]	67.4	48.9	53.7	72.1	16.2	23.0	43.1	13.0	47.6
			MambaAD [15]	65.2	45.3	53.3	70.9	13.9	21.4	45.0	12.0	46.2
			UniAD [35]	48.8	31.6	49.5	60.0	7.6	14.6	27.9	7.9	35.4
Hybrid			RD++ [31]	51.5	31.0	50.3	70.3	12.7	16.9	43.5	9.2	40.1
			DesTSeg [44]	56.6	37.8	50.0	53.8	8.8	11.9	22.3	6.3	36.2
			DRAEM [37]	59.6	39.8	53.3	49.1	5.8	12.4	14.3	6.6	35.6
3		Aug.	SimpleNet [27]	58.6	38.7	53.4	53.7	7.5	12.9	18.0	6.9	36.6
	Emb.		CFA [21]	60.0	41.5	52.9	48.4	6.4	12.4	12.2	6.6	35.7
			CFLOW-AD [14]	65.5	45.7	55.5	70.1	12.6	19.7	46.3	10.9	46.4
			PyramidalFlow [22]	55.2	38.1	51.2	50.0	16.7	12.4	15.0	6.6	35.8
	Rec.		RD [10]	51.4	34.1	51.3	56.7	7.8	13.7	29.7	7.4	36.3
			DiAD [16]	60.1	41.4	52.9	65.9	17.5	10.6	32.3	9.6	40.1
			ViTAD [40]	56.6	38.2	52.3	62.3	10.0	16.4	27.1	9.0	39.0
			InvAD [42]	60.2	42.0	53.1	59.7	9.0	14.9	38.5	8.0	41.1
			InvAD-lite [42]	56.2	38.6	51.6	59.1	8.6	14.3	31.3	7.7	38.6
			MambaAD [15]	57.1	38.9	51.5	58.6	8.5	14.2	34.0	7.6	39.0
			UniAD [35]	49.9	33.2	51.3	59.0	8.2	14.4	32.1	7.8	36.6
	Hybrid		RD++ [31]	52.5	34.3	51.6	58.5	8.3	13.5	33.7	7.3	37.3
			DesTSeg [44]	49.8	35.3	51.1	50.8	7.2	12.4	17.6	6.6	33.7

Table A55: Benchmarked results on COCO-AD dataset [42] by the suggested metrics in Sec. 3.3.

		Method	Image-level			Pixel-level			mAU-PRO	mIoU-max	mAD
			mAU-ROC	mAP	mF_1 -max	mAU-ROC	mAP	mF_1 -max			
Avg	Aug.	DRAEM [37]	53.5	48.5	62.5	49.9	7.6	14.4	15.3	8.0	38.3
		SimpleNet [27]	55.6	49.4	62.3	60.2	14.5	19.2	26.1	11.5	42.9
	Emb.	CFA [21]	56.7	51.2	62.6	56.2	10.3	16.0	17.9	8.9	41.0
		CFLOW-AD [14]	67.7	57.9	64.5	76.0	20.3	26.4	47.7	16.0	53.0
		PyramidalFlow [22]	51.6	47.4	61.6	50.0	13.4	14.4	15.0	8.0	38.4
	Rec.	RD [10]	57.6	49.9	62.0	66.5	13.9	20.0	39.8	11.5	45.8
		DiAD [16]	59.0	53.0	63.2	68.1	<u>20.5</u>	14.2	30.8	11.6	44.1
		ViTAD [40]	<u>66.9</u>	59.3	<u>63.7</u>	76.2	27.6	32.2	39.1	20.1	53.5
		InvAD [42]	64.2	<u>56.0</u>	<u>63.4</u>	71.2	18.5	<u>24.1</u>	<u>45.8</u>	14.3	50.5
		InvAD-lite [42]	63.3	<u>56.0</u>	62.9	69.9	18.2	23.1	39.7	13.7	49.2
		MambaAD [15]	62.8	<u>55.2</u>	62.8	68.9	16.7	22.0	41.6	12.9	48.8
		UniAD [35]	55.2	49.3	61.7	64.6	12.8	19.0	34.3	10.9	44.0
	Hybrid	RD++ [31]	57.5	49.3	62.0	68.2	15.5	20.1	<u>42.2</u>	11.8	46.4
		DesTSeg [44]	54.4	49.4	61.8	54.5	10.6	15.4	24.4	8.5	40.7

N Detailed Quantitative Results on MVTec AD Dataset Under 300 epochs

Table A56: Benchmarked results on MVTec AD dataset [3] by the suggested metrics in Sec. 3.3.

	Method	Image-level			Pixel-level			mAU-PRO	mIoU-max	mAD	
		mAU-ROC	mAP	mF_1 -max	mAU-ROC	mAP	mF_1 -max				
bottle	Aug.	DRAEM [37]	42.8	73.8	86.3	55.0	6.2	11.3	15.8	6.0	44.9
		SimpleNet [27]	85.4	95.6	87.6	80.8	21.9	26.6	50.7	15.3	67.3
		RealNet [45]	98.7	99.6	96.9	72.5	60.5	53.4	61.5	36.4	80.2
	Emb.	CFA [21]	36.7	71.5	86.3	23.6	3.5	10.9	2.4	5.8	37.5
		PatchCore [29]	100.	100.	100.	98.9	79.0	77.1	<u>96.1</u>	<u>62.7</u>	<u>93.9</u>
		CFLOW-AD [14]	<u>99.9</u>	100.	<u>99.2</u>	97.3	62.3	63.9	92.1	47.0	89.3
	PyramidalFlow [22]	75.1	91.3	86.9	54.8	7.4	11.8	17.9	6.3	53.7	
	Rec.	RD [10]	99.6	99.9	<u>98.4</u>	97.8	68.0	67.9	94.6	51.5	90.7
		DiAD [16]	97.8	99.1	<u>99.2</u>	93.5	45.9	49.4	75.9	32.8	80.1
		ViTAD [40]	100.	100.	100.	98.8	80.0	<u>75.3</u>	94.7	60.4	93.6
	Hybrid	InvAD [42]	100.	100.	100.	98.4	74.8	72.2	95.2	56.6	92.6
		InvAD-lite [42]	100.	100.	100.	98.4	74.8	73.2	<u>95.5</u>	57.7	92.7
		MambaAD [15]	100.	100.	100.	98.9	80.3	<u>77.1</u>	96.2	<u>62.7</u>	<u>94.1</u>
	Aug.	UniAD [35]	99.8	100.	<u>99.2</u>	98.0	68.9	69.8	94.5	53.6	91.2
		RD++ [31]	<u>99.8</u>	100.	<u>99.2</u>	98.2	71.0	71.3	94.8	55.4	91.7
DesTSeg [44]		100.	100.	100.	95.7	88.0	80.8	92.6	67.8	94.6	
cable	Aug.	DRAEM [37]	53.6	66.2	76.0	52.4	2.7	5.6	14.7	2.9	42.1
		SimpleNet [27]	71.3	81.6	77.1	76.8	13.0	18.2	51.5	10.0	58.3
		RealNet [45]	63.3	80.1	76.0	59.8	29.4	26.6	29.1	15.3	54.7
	Emb.	CFA [21]	56.4	71.8	76.0	57.1	7.4	8.1	16.3	4.2	45.1
		PatchCore [29]	99.8	99.9	99.5	97.7	<u>51.6</u>	<u>55.2</u>	93.6	<u>38.1</u>	87.1
		CFLOW-AD [14]	90.3	94.1	88.2	89.9	27.7	33.8	79.4	20.3	74.3
	PyramidalFlow [22]	59.6	75.3	76.3	74.7	17.9	17.8	37.5	9.8	53.7	
	Rec.	RD [10]	81.9	88.4	80.6	84.9	25.9	33.0	76.8	19.8	69.4
		DiAD [16]	85.9	92.4	85.7	90.8	27.2	33.0	64.4	19.8	68.5
		ViTAD [40]	98.8	99.2	<u>96.3</u>	95.4	41.0	45.0	88.9	29.1	82.8
	Hybrid	InvAD [42]	<u>99.2</u>	<u>99.5</u>	<u>96.8</u>	<u>97.3</u>	47.0	<u>51.1</u>	<u>92.1</u>	34.3	<u>85.2</u>
		InvAD-lite [42]	96.3	97.7	92.6	<u>90.2</u>	36.9	45.7	86.5	29.6	80.2
		MambaAD [15]	98.9	<u>99.3</u>	95.6	95.9	42.6	48.0	90.9	31.6	83.6
	Aug.	UniAD [35]	96.6	98.0	91.8	97.0	<u>49.3</u>	<u>55.2</u>	86.6	<u>38.2</u>	<u>83.7</u>
		RD++ [31]	94.5	96.3	91.6	93.7	37.2	44.5	86.4	28.6	79.8
DesTSeg [44]		93.0	96.2	88.3	92.2	62.8	62.3	70.9	45.3	82.3	
capsule	Aug.	DRAEM [37]	41.4	81.7	90.5	47.9	1.1	1.8	17.6	0.9	44.2
		SimpleNet [27]	73.6	92.1	91.1	93.4	19.8	26.6	77.1	15.3	69.9
		RealNet [45]	51.0	85.4	90.5	51.8	23.3	5.7	18.8	2.9	50.3
	Emb.	CFA [21]	40.2	79.1	90.5	81.8	4.0	8.4	56.0	4.4	53.7
		PatchCore [29]	99.2	99.8	98.6	99.0	<u>49.0</u>	<u>52.9</u>	<u>95.7</u>	<u>35.9</u>	86.7
		CFLOW-AD [14]	87.8	97.2	93.4	98.5	39.9	43.7	93.3	28.0	80.8
	PyramidalFlow [22]	54.6	87.9	90.5	89.5	9.1	15.1	55.7	8.2	60.0	
	Rec.	RD [10]	98.2	<u>99.6</u>	<u>96.9</u>	<u>98.8</u>	44.2	50.4	96.0	33.7	85.3
		DiAD [16]	<u>97.9</u>	<u>99.6</u>	<u>97.3</u>	90.3	16.2	23.1	54.2	13.0	68.4
		ViTAD [40]	95.8	99.1	95.4	98.1	41.6	47.5	92.2	31.2	83.3
	Hybrid	InvAD [42]	<u>98.2</u>	<u>99.6</u>	<u>96.9</u>	99.0	<u>47.5</u>	51.1	<u>95.8</u>	34.3	<u>85.8</u>
		InvAD-lite [42]	96.5	99.2	96.8	98.6	43.9	49.0	95.1	32.5	84.6
		MambaAD [15]	94.8	98.9	95.4	98.4	43.8	47.1	93.9	30.8	83.6
	Aug.	UniAD [35]	87.5	96.9	93.5	<u>98.7</u>	45.6	48.5	92.5	32.0	82.0
		RD++ [31]	97.6	<u>99.5</u>	96.8	<u>98.8</u>	45.4	<u>51.2</u>	<u>95.7</u>	34.4	<u>85.4</u>
DesTSeg [44]		91.3	<u>98.2</u>	93.4	86.0	57.5	58.4	59.0	41.3	79.8	
carpet	Aug.	DRAEM [37]	34.4	72.8	86.4	50.2	1.6	3.2	15.2	1.6	41.0
		SimpleNet [27]	88.8	96.7	89.6	95.4	37.3	44.0	80.9	28.2	78.1
		RealNet [45]	97.3	99.2	96.1	87.8	73.0	68.3	82.3	51.8	87.7
	Emb.	CFA [21]	54.3	81.4	86.4	41.0	3.1	8.0	25.7	4.2	46.7
		PatchCore [29]	98.4	99.5	97.8	<u>99.1</u>	<u>66.4</u>	<u>64.6</u>	95.2	<u>47.7</u>	<u>89.9</u>
		CFLOW-AD [14]	99.2	<u>99.8</u>	<u>98.3</u>	98.9	59.0	61.4	94.7	44.3	88.8
	PyramidalFlow [22]	56.7	80.3	86.4	81.9	7.3	14.9	49.0	8.0	56.4	
	Rec.	RD [10]	98.4	99.5	97.2	99.0	57.7	60.1	<u>95.6</u>	42.9	88.2
		DiAD [16]	91.3	97.6	90.5	87.7	16.9	26.6	65.5	15.4	68.0
		ViTAD [40]	99.4	<u>99.8</u>	99.4	98.9	61.1	64.2	94.3	47.3	<u>89.6</u>
	Hybrid	InvAD [42]	98.8	<u>99.7</u>	97.2	<u>99.1</u>	60.9	62.2	<u>95.6</u>	45.2	89.0
		InvAD-lite [42]	99.5	<u>99.8</u>	98.9	<u>99.0</u>	55.6	60.1	<u>96.0</u>	42.9	88.5
		MambaAD [15]	99.9	100.	99.4	99.2	62.7	63.3	97.2	46.3	90.2
	Aug.	UniAD [35]	99.8	<u>99.9</u>	99.4	98.5	52.9	52.6	95.2	35.7	87.2
		RD++ [31]	97.4	99.3	96.6	98.8	52.1	56.3	94.5	39.2	86.6
DesTSeg [44]		93.6	97.9	94.4	96.1	<u>72.3</u>	<u>67.5</u>	94.2	<u>50.9</u>	88.9	

Table A57: Benchmarked results on MVTec AD dataset [3] by the suggested metrics in Sec. 3.3.

	Method	Image-level			Pixel-level			mAU-PRO	mIoU-max	mAD	
		mAU-ROC	mAP	mF ₁ -max	mAU-ROC	mAP	mF ₁ -max				
grd	Aug.	DRAEM [37]	64.2	84.1	85.5	49.3	0.6	1.4	14.3	0.7	47.2
		SimpleNet [27]	40.5	69.4	85.7	38.2	0.5	1.4	3.6	0.7	38.1
		RealNet [45]	97.4	99.3	98.2	81.0	47.8	49.2	70.3	32.6	80.2
	Emb.	CFA [21]	51.2	79.2	85.1	27.5	0.4	1.4	1.7	0.7	39.8
		PatchCore [29]	99.4	99.8	98.2	98.9	40.8	44.3	94.0	28.4	84.3
		CFLOW-AD [14]	89.4	96.5	88.9	93.6	21.3	26.9	82.3	15.5	73.8
	Rec.	PyramidalFlow [22]	78.4	90.2	88.7	90.0	13.9	22.4	75.5	12.6	68.1
		RD [10]	97.8	99.3	96.6	99.2	45.9	47.6	97.3	31.2	85.2
		DiAD [16]	99.7	99.9	98.3	85.7	3.9	9.7	57.4	5.1	65.0
	Hybrid	ViTAD [40]	99.6	99.9	99.1	98.6	30.6	36.6	95.8	22.4	82.5
		InvAD [42]	100.	100.	100.	99.2	45.5	47.3	97.3	31.0	86.2
		InvAD-lite [42]	100.	100.	100.	99.3	50.0	50.2	97.7	33.5	87.2
		MambaAD [15]	100.	100.	100.	99.2	48.6	48.3	97.6	31.8	86.7
		UniAD [35]	98.8	99.6	96.6	97.0	23.8	30.0	92.1	17.6	79.5
	hazelnut	Aug.	RD++ [31]	99.1	99.7	98.2	99.1	43.7	48.1	96.7	31.6
DesTSeg [44]			99.8	99.9	99.1	99.3	65.9	64.9	97.8	48.0	90.8
DRAEM [37]			51.0	69.7	77.8	32.8	2.2	4.2	11.2	2.1	39.4
Emb.		SimpleNet [27]	93.0	96.1	91.5	92.0	24.7	33.0	81.2	19.8	75.6
		RealNet [45]	99.4	99.6	98.6	70.2	47.1	44.9	64.3	29.0	77.9
		CFA [21]	66.1	79.8	78.9	38.0	4.7	8.1	26.7	4.2	47.2
Rec.		PatchCore [29]	100.	100.	100.	99.0	61.2	63.6	96.2	46.6	90.0
		CFLOW-AD [14]	99.9	99.9	99.3	98.5	59.9	56.9	95.7	39.8	88.7
		PyramidalFlow [22]	88.5	93.6	87.7	88.1	31.8	39.3	75.5	24.5	74.3
Hybrid		RD [10]	100.	100.	100.	98.6	58.3	59.3	96.4	42.1	89.1
		DiAD [16]	96.6	98.5	96.3	95.3	27.9	37.2	81.0	22.9	76.1
		ViTAD [40]	99.8	99.9	98.6	98.9	64.1	62.6	95.2	45.5	89.8
		InvAD [42]	100.	100.	100.	98.9	58.7	60.3	96.6	43.2	89.3
		InvAD-lite [42]	100.	100.	100.	98.8	58.1	60.9	95.6	43.8	89.2
leather		Aug.	MambaAD [15]	100.	100.	100.	99.0	64.8	65.6	95.8	48.8
	UniAD [35]		99.9	100.	99.3	98.1	53.5	55.2	94.6	38.1	87.5
	RD++ [31]		93.4	94.0	94.6	98.7	57.1	58.0	96.4	40.9	85.8
	Emb.	DesTSeg [44]	99.7	99.8	99.3	97.9	90.2	84.2	90.5	72.7	95.2
		DRAEM [37]	80.3	91.5	87.8	48.8	0.8	1.3	16.7	0.7	51.7
		SimpleNet [27]	87.3	95.2	90.1	82.2	5.3	11.7	74.6	6.2	67.2
	Rec.	RealNet [45]	100.	100.	100.	95.8	73.8	70.4	93.9	54.3	91.7
		CFA [21]	58.1	80.3	86.7	23.7	0.4	1.3	1.7	0.6	40.9
		PatchCore [29]	100.	100.	100.	99.4	52.1	51.2	97.8	34.5	87.6
	Hybrid	CFLOW-AD [14]	100.	100.	100.	99.3	48.8	49.0	98.3	32.4	86.9
		PyramidalFlow [22]	39.1	65.1	87.2	47.9	0.3	1.3	11.6	0.6	39.5
		RD [10]	100.	100.	100.	99.3	38.2	45.4	97.8	29.4	85.1
		DiAD [16]	97.4	99.0	96.8	91.5	6.4	13.3	77.9	7.1	68.9
		ViTAD [40]	100.	100.	100.	99.5	51.3	55.4	98.0	38.3	88.0
	metal_nut	Aug.	InvAD [42]	100.	100.	100.	99.4	49.9	52.1	97.9	35.2
InvAD-lite [42]			100.	100.	100.	99.2	41.2	46.4	98.4	30.2	85.7
MambaAD [15]			100.	100.	100.	99.3	47.7	50.1	98.6	33.4	87.0
Emb.		UniAD [35]	100.	100.	100.	98.9	36.3	38.1	97.6	23.5	83.9
		RD++ [31]	100.	100.	100.	99.2	39.7	44.4	97.4	28.5	85.1
		DesTSeg [44]	100.	100.	99.5	99.5	80.6	73.4	98.8	58.0	94.0
Rec.		DRAEM [37]	61.2	86.4	89.4	39.8	8.4	21.2	10.8	11.9	49.5
		SimpleNet [27]	74.3	92.3	90.1	79.9	33.0	36.8	52.7	22.5	68.1
		RealNet [45]	63.4	90.4	89.4	51.6	37.6	21.0	31.2	11.7	58.2
Hybrid		CFA [21]	55.7	87.0	89.4	58.4	16.2	24.9	10.0	14.2	52.4
		PatchCore [29]	100.	100.	100.	98.8	88.9	85.8	95.6	75.1	96.1
		CFLOW-AD [14]	97.8	99.5	97.3	96.0	71.4	68.3	88.8	51.9	89.7
		PyramidalFlow [22]	68.0	91.1	89.9	80.1	32.8	43.5	31.7	27.8	65.0
		RD [10]	59.9	83.6	93.9	92.1	50.0	52.2	87.5	35.3	74.8
Hybrid		DiAD [16]	94.6	98.8	94.2	94.4	73.7	72.5	53.9	56.9	83.2
	ViTAD [40]	99.9	100.	99.5	96.1	74.2	75.9	92.9	61.2	92.3	
	InvAD [42]	100.	100.	100.	97.7	81.3	82.0	93.7	69.5	94.3	
	InvAD-lite [42]	99.7	99.9	98.9	97.4	79.6	80.4	93.8	67.2	93.7	
	MambaAD [15]	99.8	100.	98.9	97.1	77.3	80.2	94.3	66.9	93.4	
Hybrid	UniAD [35]	98.3	99.5	98.9	92.6	48.8	63.0	79.4	46.0	84.9	
	RD++ [31]	100.	100.	99.5	96.6	74.0	77.4	93.4	63.1	92.6	
	DesTSeg [44]	100.	100.	100.	96.9	91.2	86.1	93.2	75.6	95.9	

Table A58: Benchmarked results on MVTEc AD dataset [3] by the suggested metrics in Sec. 3.3.

	Method	Image-level			Pixel-level			mAU-PRO	mIoU-max	mAD	
		mAU-ROC	mAP	mF ₁ -max	mAU-ROC	mAP	mF ₁ -max				
pill	Aug.	DRAEM [37]	68.0	91.5	92.5	46.0	3.3	6.6	18.4	3.4	51.3
		SimpleNet [27]	71.4	93.5	91.6	94.1	53.0	50.7	77.7	34.0	77.2
		RealNet [45]	63.3	91.6	91.6	51.1	41.1	6.5	28.3	3.4	57.0
	Emb.	CFA [21]	62.4	89.5	91.6	48.5	4.8	9.5	27.3	5.0	51.8
		PatchCore [29]	97.0	99.4	96.5	98.1	76.8	74.0	96.1	58.7	91.9
		CFLOW-AD [14]	85.0	96.8	92.3	96.5	56.2	55.8	90.9	38.7	83.1
	Rec.	PyramidalFlow [22]	68.7	93.0	91.8	77.6	13.9	24.2	61.2	13.8	64.4
		RD [10]	97.0	99.5	97.2	97.5	63.1	64.5	96.0	47.6	89.1
		DiAD [16]	94.7	99.0	97.2	93.0	50.4	50.6	65.7	33.9	78.6
	Hybrid	ViTAD [40]	96.2	99.4	96.4	98.7	77.5	75.4	95.5	60.6	92.1
		InvAD [42]	97.6	99.6	97.2	98.0	69.9	68.3	96.4	51.9	90.6
		InvAD-lite [42]	96.5	99.4	96.1	98.0	71.7	70.6	96.6	54.6	90.8
	Hybrid	MambaAD [15]	95.5	99.2	96.5	97.1	61.3	64.1	95.6	47.2	88.3
		UniAD [35]	94.1	98.9	95.1	95.1	40.7	45.9	94.7	29.8	82.6
		RD++ [31]	97.6	99.5	97.9	98.2	73.4	70.9	96.3	54.9	91.5
screw	Aug.	DesTSeg [44]	88.9	97.8	93.0	89.5	83.5	77.4	48.9	63.1	84.0
		DRAEM [37]	53.0	75.7	85.6	51.6	0.4	0.5	17.5	0.3	44.5
		SimpleNet [27]	63.0	84.6	85.3	91.3	1.7	3.8	70.5	1.9	59.7
	Emb.	RealNet [45]	72.7	89.0	85.6	50.6	9.2	1.9	17.0	1.0	51.1
		CFA [21]	64.2	82.6	85.9	32.2	0.2	0.8	13.1	0.4	44.6
		PatchCore [29]	98.3	99.4	97.1	99.5	41.5	44.6	97.2	28.7	84.5
	Rec.	CFLOW-AD [14]	71.4	88.4	85.8	97.0	17.2	24.2	89.3	13.7	69.4
		PyramidalFlow [22]	46.7	72.0	85.3	58.5	0.3	1.3	10.7	0.6	42.9
		RD [10]	98.3	99.5	96.1	99.4	41.3	44.9	97.1	29.0	84.3
	Hybrid	DiAD [16]	72.4	87.1	87.5	86.4	3.1	8.2	55.4	4.3	57.1
		ViTAD [40]	91.2	97.0	92.0	98.9	33.2	39.8	93.6	24.9	79.9
		InvAD [42]	97.2	99.0	95.9	99.6	49.5	51.6	97.5	34.8	86.0
	Hybrid	InvAD-lite [42]	93.9	97.8	93.5	99.5	46.9	50.4	97.7	33.7	84.3
		MambaAD [15]	93.9	97.6	94.0	99.4	50.1	50.2	97.4	33.5	84.7
		UniAD [35]	92.4	96.6	93.3	98.9	31.5	37.8	94.2	23.3	79.8
tile	Aug.	RD++ [31]	98.7	99.6	96.7	99.5	41.7	47.5	97.7	31.1	85.0
		DRAEM [37]	63.4	83.5	83.8	48.8	6.4	13.2	14.2	7.0	48.8
		SimpleNet [27]	86.5	94.9	88.1	75.0	27.3	35.7	49.0	21.7	68.3
	Emb.	RealNet [45]	98.7	99.6	98.2	91.9	84.8	78.4	87.3	64.5	92.2
		CFA [21]	52.5	76.5	83.6	22.5	4.2	13.2	5.3	7.0	41.1
		PatchCore [29]	100.	100.	99.4	96.4	58.7	67.1	86.6	50.5	88.5
	Rec.	CFLOW-AD [14]	99.7	99.9	99.4	95.9	55.9	62.1	86.7	45.0	87.4
		PyramidalFlow [22]	82.9	93.8	85.4	79.5	46.6	41.2	49.2	25.9	70.7
		RD [10]	97.9	99.2	95.2	95.2	48.4	60.4	85.7	43.2	84.9
	Hybrid	DiAD [16]	93.0	96.6	96.3	76.2	25.0	33.8	50.5	20.3	67.4
		ViTAD [40]	99.9	100.	98.8	96.5	56.5	68.7	88.0	52.3	88.5
		InvAD [42]	100.	100.	100.	95.5	50.0	61.3	87.6	44.2	86.8
	Hybrid	InvAD-lite [42]	98.2	99.3	96.5	94.4	47.9	55.8	82.4	38.7	84.1
		MambaAD [15]	98.2	99.3	96.0	93.7	44.7	54.0	80.8	37.0	83.1
		UniAD [35]	100.	100.	100.	92.6	43.2	51.4	81.5	34.6	83.6
toothbrush	Aug.	RD++ [31]	99.9	100.	99.4	96.3	52.8	64.3	88.7	47.4	87.6
		DRAEM [37]	43.6	68.4	83.3	49.9	1.7	3.8	16.1	2.0	41.5
		SimpleNet [27]	91.4	96.5	90.9	94.4	36.7	40.9	72.1	25.7	77.0
	Emb.	RealNet [45]	85.0	94.6	86.6	72.3	41.5	43.2	25.6	27.6	67.2
		CFA [21]	43.6	72.2	83.3	52.5	5.6	9.5	39.9	5.0	46.6
		PatchCore [29]	91.9	96.2	95.2	99.0	54.8	58.5	91.0	41.3	85.1
	Rec.	CFLOW-AD [14]	83.3	94.3	84.6	98.2	46.0	52.3	85.7	35.5	79.0
		PyramidalFlow [22]	60.3	82.9	83.3	75.0	17.5	18.1	16.5	10.0	53.6
		RD [10]	35.8	62.6	85.7	97.3	21.3	40.0	86.1	25.0	61.3
	Hybrid	DiAD [16]	95.0	98.0	95.2	89.7	11.1	18.4	64.9	10.1	67.5
		ViTAD [40]	100.	100.	100.	99.1	54.7	62.5	91.0	45.4	88.4
		InvAD [42]	94.2	97.6	95.2	99.0	52.4	59.7	91.5	42.5	85.7
	Hybrid	InvAD-lite [42]	98.1	99.2	96.8	99.0	50.3	59.7	91.2	42.6	86.5
		MambaAD [15]	98.9	99.6	96.8	99.0	47.8	60.3	92.5	43.2	86.7
		UniAD [35]	90.3	95.6	95.2	98.5	39.1	49.9	87.9	33.2	81.3
Hybrid	RD++ [31]	96.7	98.7	95.1	99.1	57.0	61.5	92.2	44.4	87.1	
	DesTSeg [44]	93.9	97.7	92.3	97.5	74.5	70.7	81.1	54.6	87.8	

Table A59: Benchmarked results on MVTec AD dataset [3] by the suggested metrics in Sec. 3.3.

	Method	Image-level			Pixel-level			mAU-PRO	mIoU-max	mAD	
		mAU-ROC	mAP	mF ₁ -max	mAU-ROC	mAP	mF ₁ -max				
transistor	Aug.	DRAEM [37]	42.0	36.8	57.6	50.4	4.2	9.2	14.9	4.8	32.6
		SimpleNet [27]	81.8	81.9	70.1	75.8	31.9	38.0	57.0	23.5	64.3
		RealNet [45]	73.2	76.8	68.8	57.5	48.6	22.7	31.6	12.8	56.5
	Emb.	CFA [21]	70.0	59.8	66.0	53.8	8.0	12.0	24.0	6.4	44.9
		PatchCore [29]	99.8	99.7	97.5	96.0	62.3	59.2	90.8	42.0	88.0
		CFLOW-AD [14]	92.4	93.4	88.9	84.6	38.8	40.3	74.1	25.3	75.5
	Rec.	PyramidalFlow [22]	66.9	64.9	59.8	73.4	17.9	20.4	25.2	11.3	49.0
		RD [10]	93.7	94.4	90.9	85.6	41.7	44.7	74.8	28.8	77.3
		DiAD [16]	99.0	98.7	97.5	98.1	72.8	68.5	85.3	52.1	88.6
	Hybrid	ViTAD [40]	98.5	97.9	92.1	93.7	57.6	54.5	77.0	37.5	83.4
		InvAD [42]	99.7	99.6	96.4	97.1	69.4	66.3	93.1	49.6	90.0
		InvAD-lite [42]	96.6	95.6	87.8	95.0	62.4	59.7	85.7	42.5	84.5
	wood	MambaAD [15]	100.	99.9	98.8	95.7	64.4	63.5	86.4	46.5	88.5
		UniAD [35]	100.	100.	100.	97.6	65.2	65.8	94.4	49.0	90.4
		RD++ [31]	95.4	95.0	92.3	89.5	48.8	50.2	78.3	33.5	80.5
zipper	Aug.	DesTSeg [44]	99.5	99.3	96.3	76.6	60.4	56.6	78.2	39.5	83.2
		DRAEM [37]	52.4	82.0	86.3	47.8	3.7	7.5	13.7	3.9	45.9
		SimpleNet [27]	84.4	93.4	91.5	74.6	15.1	23.3	53.6	13.2	65.7
	Emb.	RealNet [45]	99.6	99.9	99.2	87.4	77.0	73.7	85.4	58.3	90.2
		CFA [21]	81.7	92.4	90.3	64.8	7.7	12.9	31.0	6.9	58.6
		PatchCore [29]	98.7	99.6	96.7	95.2	52.1	52.3	91.3	35.4	85.5
	Rec.	CFLOW-AD [14]	98.9	99.7	97.5	94.4	47.0	50.4	91.0	33.7	84.7
		PyramidalFlow [22]	86.8	95.2	89.9	71.2	35.9	15.2	50.3	8.2	66.9
		RD [10]	99.4	99.8	98.3	95.5	49.4	51.7	91.6	34.9	85.6
	Hybrid	DiAD [16]	93.5	97.5	94.4	83.1	15.0	22.8	58.0	12.8	66.3
		ViTAD [40]	98.9	99.7	96.8	96.1	60.8	57.9	88.6	40.8	87.2
		InvAD [42]	98.9	99.6	98.3	94.8	48.3	50.0	89.9	33.3	84.8
	wood	InvAD-lite [42]	97.3	99.1	95.9	94.9	47.3	48.4	88.7	31.9	83.6
		MambaAD [15]	98.7	99.6	96.8	94.2	46.7	47.7	92.1	31.3	84.3
		UniAD [35]	98.6	99.6	96.7	93.3	38.4	43.5	88.0	27.8	82.0
Avg	Aug.	RD++ [31]	99.3	99.8	98.3	95.3	50.2	51.1	90.3	34.3	85.4
		DesTSeg [44]	99.2	99.7	98.4	94.1	83.6	76.8	94.8	62.3	93.2
		DRAEM [37]	77.0	90.6	89.8	60.1	3.7	4.1	26.4	2.1	54.7
	Emb.	SimpleNet [27]	95.0	98.7	93.5	92.6	39.2	44.6	78.3	28.7	79.7
		RealNet [45]	80.6	94.8	88.1	65.5	55.0	40.5	42.0	25.4	69.3
		CFA [21]	43.4	78.6	88.1	32.7	1.6	4.2	9.1	2.1	41.0
	Rec.	PatchCore [29]	99.6	99.9	98.7	98.9	63.4	64.6	96.4	47.8	90.1
		CFLOW-AD [14]	96.0	98.7	97.1	98.0	50.1	55.7	92.8	38.6	85.7
		PyramidalFlow [22]	60.9	87.5	88.1	70.0	6.0	8.1	32.7	4.2	54.0
	Hybrid	RD [10]	99.5	99.9	99.2	98.4	52.4	59.9	95.2	42.8	88.0
		DiAD [16]	71.8	89.5	90.2	84.0	13.5	23.8	55.5	13.5	61.2
		ViTAD [40]	97.7	99.3	97.5	95.9	43.6	50.2	89.4	33.6	84.0
	zipper	InvAD [42]	99.6	99.9	99.2	98.4	50.8	58.0	95.0	40.9	87.6
		InvAD-lite [42]	99.3	99.8	97.5	98.5	57.7	61.0	95.5	43.9	88.5
		MambaAD [15]	99.1	99.8	97.4	98.2	58.2	60.5	95.0	43.3	88.4
Avg	Aug.	UniAD [35]	95.3	98.5	96.2	97.0	37.7	46.6	91.4	30.4	82.4
		RD++ [31]	68.2	89.3	92.2	98.3	50.8	57.9	94.5	40.7	79.3
		DesTSeg [44]	99.4	99.8	98.3	94.7	80.8	74.1	90.9	58.8	92.1
	Emb.	DRAEM [37]	55.2	77.0	83.9	48.7	3.1	6.3	15.8	3.3	45.3
		SimpleNet [27]	79.2	90.8	87.6	82.4	24.0	29.0	62.0	17.8	67.6
		RealNet [45]	82.9	93.3	90.9	69.8	50.0	40.4	51.2	28.5	70.9
	Rec.	CFA [21]	55.8	78.8	84.5	43.9	4.8	8.9	19.3	4.7	46.1
		PatchCore [29]	98.8	99.5	98.4	98.3	59.9	61.0	94.2	44.9	88.6
		CFLOW-AD [14]	92.7	97.2	94.0	95.8	46.8	49.6	89.0	34.0	82.5
	Hybrid	PyramidalFlow [22]	66.2	84.3	85.1	74.2	17.2	19.6	40.0	11.4	58.1
		RD [10]	90.5	95.0	95.1	95.9	47.1	52.1	91.2	35.8	82.6
		DiAD [16]	92.0	96.8	94.4	89.3	27.3	32.7	64.4	21.3	71.0
	Avg	ViTAD [40]	98.4	99.4	97.5	97.5	55.2	58.1	91.7	42.0	87.0
		InvAD [42]	98.9	99.6	98.2	98.1	57.1	59.6	94.4	43.1	88.1
		InvAD-lite [42]	98.1	99.1	96.8	97.3	55.0	58.1	93.1	41.7	86.9
Hybrid	MambaAD [15]	98.5	99.5	97.7	97.6	56.1	58.7	93.6	42.3	87.5	
	UniAD [35]	96.8	98.9	97.0	96.8	45.0	50.2	91.0	34.2	84.2	
	RD++ [31]	95.8	98.0	96.6	97.3	53.0	57.0	92.9	40.5	85.9	
Avg	Aug.	DesTSeg [44]	96.3	98.8	96.1	92.6	75.8	71.3	82.6	56.6	88.8

O Detailed Quantitative Results on MVTec 3D Dataset Under 300 epochs

Table A60: Benchmarked results on MVTec 3D dataset [6] by the suggested metrics in Sec. 3.3.

	Method	Image-level			Pixel-level			mAU-PRO	mIoU-max	mAD	
		mAU-ROC	mAP	mF_1 -max	mAU-ROC	mAP	mF_1 -max				
bagel	Aug.	DRAEM [37]	59.8	86.3	88.9	53.2	1.5	5.3	28.4	2.7	50.2
		SimpleNet [27]	80.8	94.3	91.3	95.7	19.2	28.0	78.1	16.3	72.0
	Emb.	CFA [21]	68.2	90.2	88.9	71.5	12.8	23.4	34.8	13.3	59.0
		PatchCore [29]	91.8	98.0	92.9	98.8	43.7	46.8	93.3	30.5	82.4
		CFLOW-AD [14]	79.6	94.4	89.8	98.3	31.0	39.1	89.6	24.3	76.2
		PyramidalFlow [22]	59.9	87.0	88.9	93.9	11.9	17.7	76.8	9.7	64.3
	Rec.	RD [10]	91.8	97.9	94.3	98.6	39.2	44.8	91.2	28.8	81.6
		DiAD [16]	89.6	97.6	91.5	89.6	4.5	10.3	66.2	5.4	64.2
		ViTAD [40]	89.3	97.1	93.4	98.6	38.6	43.6	91.8	27.9	80.7
		InvAD [42]	91.3	97.8	92.5	98.9	44.7	48.5	93.8	32.0	82.7
		InvAD-lite [42]	81.1	94.8	91.1	98.3	40.1	44.5	89.6	28.7	78.6
		MambaAD [15]	91.9	98.0	92.0	98.6	38.3	43.6	93.1	27.9	81.2
	Hybrid	UniAD [35]	84.9	96.1	89.9	98.0	32.9	37.6	89.2	23.2	77.4
		RD++ [31]	85.6	96.2	91.8	98.7	39.3	45.9	91.8	29.8	80.1
		DesTSeg [44]	96.8	99.3	95.2	96.6	66.6	64.1	89.2	47.1	88.1
DRAEM [37]		26.1	68.5	89.2	56.9	0.4	0.9	26.6	0.5	41.2	
cable_gland	Aug.	SimpleNet [27]	87.1	96.6	92.9	96.9	13.8	20.3	90.3	11.3	73.8
		CFA [21]	42.9	80.5	89.2	43.1	1.3	5.5	23.3	2.8	44.6
	Emb.	PatchCore [29]	96.4	99.0	96.1	99.5	37.3	43.6	98.3	27.9	83.4
		CFLOW-AD [14]	75.4	92.1	89.7	97.2	11.4	16.9	91.5	9.2	70.0
		PyramidalFlow [22]	55.4	83.9	89.2	75.4	0.8	2.2	47.2	1.1	53.8
		RD [10]	91.5	97.7	93.6	99.4	36.8	41.9	98.2	26.5	81.7
	Rec.	DiAD [16]	88.1	96.5	94.6	94.5	4.1	10.0	81.3	5.3	67.0
		ViTAD [40]	85.9	95.0	92.7	98.8	24.2	32.4	96.2	19.4	77.1
		InvAD [42]	97.3	99.3	97.7	99.5	40.6	46.9	98.7	30.6	84.8
		InvAD-lite [42]	95.1	98.8	94.8	99.4	40.9	47.7	98.4	31.3	83.9
		MambaAD [15]	94.6	98.7	94.9	99.4	40.5	46.1	98.4	29.9	83.6
		UniAD [35]	78.8	91.7	91.6	98.5	23.5	32.4	95.3	19.3	74.9
	Hybrid	RD++ [31]	94.6	98.6	95.6	99.5	41.0	45.3	98.4	29.3	83.7
		DesTSeg [44]	88.2	97.1	91.3	86.8	45.8	52.1	80.2	35.2	79.2
		DRAEM [37]	32.5	76.1	90.7	57.7	0.7	1.4	31.5	0.7	44.6
SimpleNet [27]		68.2	91.5	91.0	96.5	8.8	15.7	86.3	8.5	67.7	
carrot	Emb.	CFA [21]	48.3	85.8	90.7	56.3	2.6	5.8	32.4	3.0	49.6
		PatchCore [29]	95.2	99.0	95.6	99.4	25.9	30.8	97.7	18.2	80.0
		CFLOW-AD [14]	86.8	97.2	92.6	98.9	18.6	25.6	96.0	14.7	76.0
		PyramidalFlow [22]	64.8	88.4	91.3	96.0	11.6	18.0	86.4	9.9	67.2
	Rec.	RD [10]	85.4	96.3	93.1	99.3	25.8	32.3	97.6	19.2	77.7
		DiAD [16]	92.7	98.1	98.1	97.6	6.3	12.0	91.0	6.4	70.8
		ViTAD [40]	79.4	94.0	92.5	98.8	19.5	26.2	95.9	15.1	74.4
		InvAD [42]	89.9	97.5	94.9	99.2	24.8	29.6	97.4	17.4	78.4
		InvAD-lite [42]	89.0	97.4	93.5	99.3	27.1	32.5	98.0	19.4	78.8
		MambaAD [15]	90.7	97.6	95.2	99.4	27.1	32.0	98.0	19.0	79.3
	Hybrid	UniAD [35]	73.1	93.0	92.0	98.2	13.6	20.5	94.0	11.4	71.3
		RD++ [31]	88.8	97.3	93.5	99.3	24.4	29.8	97.2	17.5	77.9
		DesTSeg [44]	77.4	94.0	90.7	66.8	34.7	33.5	42.8	20.1	65.9
		DRAEM [37]	51.8	80.7	89.2	44.9	1.2	3.5	14.5	1.8	45.0
	cookie	Aug.	SimpleNet [27]	62.0	85.7	88.0	93.1	21.9	29.6	73.1	17.4
CFA [21]			48.2	81.2	88.0	49.8	5.2	11.2	22.9	5.9	47.4
Emb.		PatchCore [29]	71.0	91.6	88.0	98.0	52.4	50.2	92.5	33.5	78.4
		CFLOW-AD [14]	46.9	78.7	88.4	96.9	30.8	31.6	89.1	18.8	66.7
		PyramidalFlow [22]	24.9	69.8	88.0	85.7	6.3	12.3	62.7	6.6	51.3
		RD [10]	49.9	81.2	88.0	96.3	24.4	31.4	86.4	18.6	66.3
Rec.		DiAD [16]	53.6	79.3	88.0	87.4	6.1	10.8	67.5	5.7	56.1
		ViTAD [40]	71.9	91.7	88.5	97.5	46.3	47.5	87.1	31.2	76.8
		InvAD [42]	62.8	87.8	88.0	98.0	46.3	46.6	91.5	30.4	75.1
		InvAD-lite [42]	67.1	89.2	88.3	96.2	29.1	34.2	83.9	20.7	71.2
		MambaAD [15]	67.2	89.2	88.0	96.5	36.7	39.2	83.4	24.4	72.7
		UniAD [35]	72.1	90.8	88.5	97.4	42.5	46.8	89.8	30.5	76.5
Hybrid		RD++ [31]	56.1	83.8	88.0	97.3	36.7	39.6	88.5	24.7	70.7
		DesTSeg [44]	70.7	90.5	88.6	81.0	50.2	50.4	51.7	33.7	70.8

Table A61: Benchmarked results on MVTec 3D dataset [6] by the suggested metrics in Sec. 3.3.

	Method	Image-level			Pixel-level			mAU-PRO	mIoU-max	mAD	
		mAU-ROC	mAP	mF_1 -max	mAU-ROC	mAP	mF_1 -max				
dowel	Aug.	DRAEM [37]	41.9	77.5	88.9	34.5	0.5	2.5	17.0	1.2	41.5
		SimpleNet [27]	86.2	96.5	90.0	96.6	13.7	21.9	85.2	12.3	72.6
	Emb.	CFA [21]	60.1	82.8	90.4	58.5	0.4	0.9	21.1	0.4	49.0
		PatchCore [29]	98.2	99.6	97.5	99.3	44.5	46.7	96.3	30.5	85.1
		CFLOW-AD [14]	94.9	98.8	95.2	98.9	29.9	34.1	94.8	20.6	80.4
		PyramidalFlow [22]	61.3	85.5	89.3	93.5	5.6	10.7	74.2	5.7	62.4
	Rec.	RD [10]	99.4	99.9	98.6	99.7	51.6	51.4	98.8	34.5	87.3
		DiAD [16]	69.9	90.8	92.4	78.6	4.5	9.7	48.2	5.1	56.3
		ViTAD [40]	94.3	98.6	93.8	99.2	37.0	41.1	95.9	25.9	81.9
		InvAD [42]	99.2	99.8	99.0	99.7	50.5	50.6	98.3	33.8	87.1
		InvAD-lite [42]	96.5	99.2	96.2	99.6	50.0	50.0	97.4	33.3	85.8
		MambaAD [15]	97.6	99.4	96.1	99.5	51.6	50.4	97.4	33.7	86.2
	Hybrid	UniAD [35]	94.0	98.6	93.0	99.1	35.6	41.2	96.1	25.9	81.6
		RD++ [31]	99.6	99.9	99.0	99.7	52.2	50.6	98.7	33.9	87.4
		DesTSeg [44]	82.3	95.5	89.8	84.4	39.8	45.8	63.0	29.7	73.7
foam	Aug.	DRAEM [37]	50.1	83.0	88.9	57.0	0.3	0.4	19.2	0.2	46.6
		SimpleNet [27]	74.3	93.3	88.9	86.4	10.8	21.9	64.2	12.3	65.7
	Emb.	CFA [21]	61.7	88.7	88.9	44.4	6.4	16.1	32.5	8.8	52.3
		PatchCore [29]	78.9	94.4	89.9	94.9	18.8	29.6	83.4	17.4	72.2
		CFLOW-AD [14]	73.8	93.3	89.3	85.3	16.2	26.4	57.3	15.2	65.9
		PyramidalFlow [22]	55.5	81.3	89.9	61.2	0.4	0.5	32.7	0.3	49.6
	Rec.	RD [10]	74.7	92.9	89.9	93.5	14.1	27.3	79.6	15.8	69.7
		DiAD [16]	79.9	95.3	88.9	88.3	2.0	6.3	62.1	3.2	60.4
		ViTAD [40]	79.4	94.4	90.8	94.0	14.2	25.6	80.7	14.7	70.9
		InvAD [42]	87.4	96.8	91.6	93.8	18.9	30.1	81.3	17.7	74.0
		InvAD-lite [42]	86.4	96.5	90.5	94.9	24.2	32.9	83.6	19.7	75.0
		MambaAD [15]	84.3	95.9	89.9	95.3	25.2	33.6	84.8	20.2	74.9
	Hybrid	UniAD [35]	75.0	93.2	88.9	83.2	9.8	22.4	57.1	12.6	64.4
		RD++ [31]	69.2	91.5	89.0	92.4	14.7	26.6	75.8	15.4	67.8
		DesTSeg [44]	85.0	96.4	89.8	85.5	44.7	49.6	74.4	33.0	77.0
peach	Aug.	DRAEM [37]	48.5	82.0	89.1	47.4	0.6	2.3	19.3	1.2	45.3
		SimpleNet [27]	65.4	87.9	89.1	94.3	5.8	12.1	80.3	6.5	64.5
	Emb.	CFA [21]	61.2	87.5	89.4	43.3	1.7	7.6	24.4	4.0	49.3
		PatchCore [29]	75.2	92.7	91.2	98.2	26.4	32.4	93.3	19.3	74.5
		CFLOW-AD [14]	74.4	91.8	90.5	97.9	16.2	18.4	92.3	10.2	70.9
		PyramidalFlow [22]	68.7	90.0	89.6	95.2	6.1	11.7	83.8	6.2	66.0
	Rec.	RD [10]	64.3	86.3	91.7	98.3	12.9	20.5	93.2	11.4	68.5
		DiAD [16]	92.2	94.1	97.7	95.6	4.3	8.7	84.7	4.5	68.2
		ViTAD [40]	61.2	87.2	89.1	98.0	18.5	24.8	92.0	14.1	68.7
		InvAD [42]	82.5	94.2	93.3	99.2	36.9	39.5	96.8	24.6	79.0
		InvAD-lite [42]	85.6	96.1	90.6	99.0	33.2	36.9	95.6	22.6	78.5
		MambaAD [15]	89.5	96.9	94.2	99.4	44.0	44.3	97.2	28.5	82.4
	Hybrid	UniAD [35]	70.0	89.8	91.2	98.0	18.5	23.5	92.6	13.3	70.9
		RD++ [31]	73.0	89.2	92.6	98.8	22.4	29.9	94.7	17.6	73.2
		DesTSeg [44]	80.3	94.9	89.8	84.9	46.6	46.6	70.6	30.4	75.3
potato	Aug.	DRAEM [37]	49.0	82.9	89.3	58.8	0.9	3.3	36.1	1.7	49.3
		SimpleNet [27]	61.1	86.8	89.3	95.4	3.2	8.0	85.0	4.2	63.5
	Emb.	CFA [21]	41.6	75.9	89.3	14.3	0.5	1.4	6.9	0.7	37.4
		PatchCore [29]	56.8	83.9	90.2	98.9	9.8	17.0	96.0	9.3	66.2
		CFLOW-AD [14]	63.9	86.8	89.3	98.5	10.3	13.8	95.0	7.4	67.2
		PyramidalFlow [22]	62.3	87.3	90.5	97.0	8.2	15.1	90.5	8.2	66.4
	Rec.	RD [10]	62.9	87.4	91.1	99.1	14.6	21.7	96.4	12.2	69.2
		DiAD [16]	87.9	97.0	93.0	98.5	8.4	14.1	94.7	7.6	70.5
		ViTAD [40]	57.9	86.4	89.8	98.8	13.0	18.2	95.6	10.0	67.2
		InvAD [42]	67.0	90.2	90.6	99.1	15.7	23.6	96.4	13.4	70.7
		InvAD-lite [42]	63.3	87.8	90.4	98.9	11.6	17.5	95.2	9.6	68.2
		MambaAD [15]	58.6	85.3	90.2	99.0	16.4	22.8	95.5	12.9	68.2
	Hybrid	UniAD [35]	51.6	82.7	89.3	97.9	7.2	11.9	92.6	6.3	63.5
		DesTSeg [44]	64.7	89.2	90.2	54.3	12.8	10.9	21.7	5.7	53.1

Table A62: Benchmarked results on MVTec 3D dataset [6] by the suggested metrics in Sec. 3.3.

	Method	Image-level			Pixel-level			mAU-PRO	mIoU-max	mAD	
		mAU-ROC	mAP	mF_1 -max	mAU-ROC	mAP	mF_1 -max				
rope	Aug.	DRAEM [37]	54.8	67.5	82.4	41.6	0.8	1.0	18.6	0.5	41.9
		SimpleNet [27]	95.5	98.2	92.9	98.9	41.7	46.1	90.4	30.0	82.4
	Emb.	CFA [21]	93.0	97.2	92.4	89.8	38.0	45.6	70.3	29.6	77.6
		PatchCore [29]	96.7	98.7	95.5	99.6	55.6	56.9	97.4	39.7	87.2
		CFLOW-AD [14]	93.8	97.6	92.2	99.3	43.6	47.2	95.4	30.9	83.0
		PyramidalFlow [22]	15.9	51.0	81.2	79.2	1.1	1.9	43.2	1.0	40.4
	Rec.	RD [10]	96.0	98.4	93.1	99.6	48.2	53.8	97.7	36.8	85.3
		DiAD [16]	76.9	86.1	85.1	94.5	6.8	13.8	74.5	7.4	62.5
		ViTAD [40]	97.0	98.9	95.6	98.5	41.3	42.7	89.0	27.1	82.5
		InvAD [42]	96.0	98.5	95.5	99.6	52.4	56.0	96.5	38.9	86.4
		InvAD-lite [42]	95.4	98.2	94.7	99.2	45.1	46.8	95.4	30.5	83.9
		MambaAD [15]	95.4	98.0	93.1	99.3	49.2	48.9	95.8	32.4	84.4
	Hybrid	UniAD [35]	97.4	99.0	96.2	99.3	39.4	45.5	96.5	29.5	83.9
		RD++ [31]	95.4	98.2	94.2	99.6	49.2	54.1	97.6	37.1	85.5
		DesTSeg [44]	94.1	97.9	93.3	96.9	55.6	56.8	92.3	39.6	85.2
titre	Aug.	DRAEM [37]	77.4	89.3	93.5	55.1	0.3	0.9	22.9	0.5	53.3
		SimpleNet [27]	68.4	87.4	89.0	86.0	5.0	10.0	59.0	5.3	60.8
	Emb.	CFA [21]	75.9	92.9	87.4	48.8	0.7	1.7	17.8	0.8	51.3
		PatchCore [29]	80.1	93.6	87.9	99.1	22.6	31.1	95.8	18.4	74.7
		CFLOW-AD [14]	58.0	83.3	87.9	97.6	7.7	14.8	91.0	8.0	64.6
		PyramidalFlow [22]	56.6	83.6	88.3	94.7	7.2	13.9	82.5	7.4	62.9
	Rec.	RD [10]	76.8	91.6	89.1	99.1	18.9	28.6	96.0	16.7	73.2
		DiAD [16]	57.7	78.0	87.4	93.2	4.9	9.6	80.6	5.0	58.7
		ViTAD [40]	71.0	89.2	88.7	97.6	17.0	28.2	89.1	16.4	70.5
		InvAD [42]	89.7	96.8	91.0	99.5	31.3	39.6	97.7	24.7	79.8
		InvAD-lite [42]	91.5	97.6	93.2	99.2	42.9	46.5	97.0	30.3	82.8
		MambaAD [15]	88.2	96.3	92.3	99.5	42.3	47.2	97.1	30.9	81.9
	Hybrid	UniAD [35]	72.8	91.3	88.8	98.1	14.0	24.6	90.9	14.0	70.6
		RD++ [31]	76.5	92.1	88.0	99.2	20.3	27.7	96.4	16.1	73.2
		DesTSeg [44]	85.6	95.9	90.1	84.3	40.9	42.5	65.1	27.0	74.4
Avg	Aug.	DRAEM [37]	49.2	79.4	89.0	50.7	0.7	2.2	23.4	1.1	45.9
		SimpleNet [27]	74.9	91.8	90.2	94.0	14.4	21.4	79.2	12.4	68.9
	Emb.	CFA [21]	60.1	86.3	89.5	52.0	7.0	11.9	28.7	6.9	51.8
		PatchCore [29]	84.1	95.1	92.5	98.6	33.7	38.5	94.4	24.5	78.4
		CFLOW-AD [14]	74.8	91.4	90.5	96.9	21.6	26.8	89.2	15.9	72.1
		PyramidalFlow [22]	52.5	80.8	88.6	87.2	5.9	10.4	68.0	5.6	58.4
	Rec.	RD [10]	79.3	93.0	92.3	98.3	28.6	35.4	93.5	22.1	76.1
		DiAD [16]	78.8	91.3	91.7	91.8	5.2	10.5	75.1	5.6	63.5
		ViTAD [40]	78.7	93.3	91.5	98.0	27.0	33.0	91.3	20.2	75.1
		InvAD [42]	86.3	95.9	93.4	98.7	36.2	41.1	94.9	26.4	79.8
		InvAD-lite [42]	85.1	95.6	92.3	98.4	34.4	39.0	93.4	24.6	78.7
		MambaAD [15]	85.8	95.5	92.6	98.6	37.1	40.8	94.1	26.0	79.5
	Hybrid	UniAD [35]	77.0	92.6	91.0	96.8	23.7	30.6	89.4	18.6	73.5
		RD++ [31]	80.1	93.5	92.2	98.4	31.5	37.2	93.6	23.4	76.9
		DesTSeg [44]	82.5	95.1	90.9	82.1	43.8	45.2	65.1	30.2	74.3

P Detailed Quantitative Results on MVTec LOCO Dataset Under 300 epochs

Table A63: Benchmarked results on MVTec LOCO dataset [5] by the suggested metrics in Sec. 3.3.

	Method	Image-level			Pixel-level			mAU-PRO	mIoU-max	mAD	
		mAU-ROC	mAP	mF_1 -max	mAU-ROC	mAP	mF_1 -max				
breakfast_box	Aug.	DRAEM [37]	48.8	68.9	77.2	50.1	6.5	12.5	14.3	6.7	42.9
		SimpleNet [27]	89.4	94.5	85.9	89.6	58.6	56.1	75.4	39.0	79.9
	Emb.	CFA [21]	72.0	83.2	78.7	75.6	34.3	32.6	39.1	19.5	61.7
		PatchCore [29]	77.1	88.4	78.0	89.4	55.4	49.3	76.1	32.8	74.4
		CFLOW-AD [14]	75.8	86.7	77.8	88.8	50.1	48.1	71.7	31.7	72.4
		PyramidalFlow [22]	61.2	78.0	77.2	70.6	34.9	32.5	34.4	19.4	57.6
	Rec.	RD [10]	63.4	79.2	77.2	83.7	26.6	35.6	63.9	21.6	62.9
		DiAD [16]	56.8	74.3	77.2	81.6	22.9	34.2	35.5	20.6	54.6
		ViTAD [40]	75.0	86.2	78.7	88.1	52.4	50.8	65.7	34.1	72.1
		InvAD [42]	78.8	88.5	79.2	89.7	58.9	56.2	75.7	39.1	76.1
		InvAD-lite [42]	71.7	83.9	78.0	88.3	47.6	47.7	73.6	31.3	71.1
		MambaAD [15]	69.3	82.9	77.2	87.4	37.0	43.6	70.7	27.9	68.1
Hybrid	UniAD [35]	77.5	88.4	77.4	88.0	51.8	50.1	72.8	33.4	73.4	
	RD++ [31]	68.2	81.7	77.2	86.6	39.7	43.9	67.0	28.2	67.5	
	DesTSeg [44]	84.0	91.1	82.2	77.5	64.0	57.9	68.0	40.8	76.3	
	DRAEM [37]	52.9	75.6	83.4	40.0	5.3	10.2	14.7	5.4	44.1	
juice_bottle	Aug.	SimpleNet [27]	96.0	98.6	93.6	86.4	47.5	55.1	84.8	38.0	82.3
		CFA [21]	73.0	88.2	83.4	85.1	26.9	29.1	57.4	17.1	65.6
	Emb.	PatchCore [29]	95.2	98.3	94.1	89.9	56.2	57.8	87.1	40.6	84.3
		CFLOW-AD [14]	96.2	98.6	93.9	91.7	44.7	47.8	85.4	31.4	81.8
		PyramidalFlow [22]	77.3	91.1	83.7	51.9	36.9	10.1	17.6	5.3	56.6
		RD [10]	89.5	96.4	90.3	89.4	47.3	48.2	84.2	31.8	79.7
	Rec.	DiAD [16]	96.0	98.3	94.1	81.1	41.0	45.2	76.0	29.2	76.0
		ViTAD [40]	90.5	96.4	88.6	88.6	48.1	49.2	83.4	32.6	79.6
		InvAD [42]	96.1	98.6	94.8	90.9	56.1	58.7	88.2	41.5	85.0
		InvAD-lite [42]	94.7	98.1	93.7	90.8	52.9	56.8	87.6	39.7	83.8
		MambaAD [15]	93.2	97.6	91.7	89.8	53.9	55.8	86.5	38.7	82.8
		UniAD [35]	95.4	98.3	93.2	90.7	55.5	58.3	89.3	41.2	84.5
Hybrid	RD++ [31]	90.7	96.7	89.6	90.1	49.7	52.4	84.7	35.5	80.8	
	DesTSeg [44]	99.5	99.8	97.9	79.5	59.9	59.1	79.6	41.9	84.3	
	DRAEM [37]	62.2	66.8	72.2	53.9	0.8	1.9	11.5	1.0	42.0	
	SimpleNet [27]	76.5	83.6	74.9	55.8	2.7	7.4	59.6	3.8	54.9	
pushpins	Emb.	CFA [21]	47.2	57.8	71.4	51.1	0.9	1.7	22.7	0.9	39.0
		PatchCore [29]	74.3	82.8	72.7	56.1	3.1	7.5	63.6	3.9	54.6
		CFLOW-AD [14]	63.3	71.4	71.4	39.5	1.2	3.4	52.8	1.7	46.5
		PyramidalFlow [22]	45.7	52.1	71.5	55.2	0.8	1.7	18.8	0.9	37.8
	Rec.	RD [10]	71.5	79.6	72.3	51.1	2.2	7.5	68.2	3.9	53.4
		DiAD [16]	69.0	73.8	72.9	61.4	1.6	4.6	49.7	2.4	47.6
		ViTAD [40]	68.3	74.6	73.6	46.5	2.3	5.7	57.4	2.9	50.1
		InvAD [42]	82.6	88.3	77.9	72.2	4.2	9.3	77.4	4.9	61.9
		InvAD-lite [42]	78.2	84.1	76.4	64.0	3.2	8.5	70.3	4.5	58.0
		MambaAD [15]	78.8	85.1	76.9	61.1	2.8	8.7	70.5	4.5	58.0
	Hybrid	UniAD [35]	71.3	79.9	72.2	46.3	2.3	8.1	62.0	4.2	52.1
		RD++ [31]	75.7	82.7	73.4	54.1	2.7	7.7	67.4	4.0	55.1
DesTSeg [44]		72.2	81.3	71.4	55.1	4.3	10.1	64.0	5.3	54.2	
DRAEM [37]		49.1	66.4	78.4	45.6	6.0	13.8	10.6	7.4	41.8	
screw_bag	Aug.	SimpleNet [27]	65.3	78.1	78.3	55.5	9.2	14.8	48.8	8.0	53.0
		CFA [21]	48.9	65.2	78.2	51.1	8.0	13.6	26.4	7.3	44.4
	Emb.	PatchCore [29]	70.1	82.8	78.2	72.1	13.1	22.0	62.1	12.4	59.7
		CFLOW-AD [14]	64.8	78.7	78.4	68.9	11.4	20.6	66.8	11.5	57.9
		PyramidalFlow [22]	54.2	66.8	78.2	49.9	5.8	13.6	15.9	7.3	43.8
		RD [10]	63.7	78.1	78.2	71.6	12.6	21.8	52.0	12.3	56.4
	Rec.	DiAD [16]	81.7	91.1	80.6	71.4	12.0	22.2	58.9	12.5	59.7
		ViTAD [40]	64.1	76.9	79.6	72.4	13.1	21.6	40.9	12.1	55.3
		InvAD [42]	70.3	82.4	78.2	73.4	13.7	22.8	52.8	12.9	58.8
		InvAD-lite [42]	63.7	77.4	78.5	72.7	13.2	22.4	48.1	12.6	56.2
		MambaAD [15]	62.6	76.4	78.2	73.2	13.4	22.7	49.0	12.8	56.0
		UniAD [35]	65.0	77.1	78.5	67.5	11.3	19.3	62.8	10.7	56.9
Hybrid	RD++ [31]	64.9	79.3	78.2	69.8	12.2	20.5	51.3	11.4	56.3	
	DesTSeg [44]	70.0	81.1	79.0	50.3	8.6	13.6	46.4	7.3	53.2	

Table A64: Benchmarked results on MVTEC LOCO dataset [5] by the suggested metrics in Sec. 3.3.

	Method	Image-level			Pixel-level			mAU-PRO	mIoU-max	mAD		
		mAU-ROC	mAP	mF_1 -max	mAU-ROC	mAP	mF_1 -max					
splicing_connectors	Aug.	DRAEM [37]	44.0	56.7	76.4	50.5	7.4	14.1	17.5	7.6	40.7	
		SimpleNet [27]	81.7	90.9	80.0	67.0	23.5	27.2	37.6	15.8	61.5	
	Emb.	CFA [21]	61.6	74.3	76.5	60.3	12.4	16.6	36.1	9.1	51.1	
		PatchCore [29]	85.6	92.9	84.4	68.1	21.5	22.3	60.8	12.6	65.4	
		CFLOW-AD [14]	80.0	89.7	78.2	65.4	20.4	21.9	73.5	12.3	64.0	
		PyramidalFlow [22]	52.3	64.1	76.4	49.8	5.9	14.0	15.1	7.5	42.7	
	Rec.	RD [10]	80.5	89.6	78.9	58.0	16.4	18.0	69.0	9.9	61.7	
		DiAD [16]	82.3	85.5	82.7	65.2	15.6	20.2	51.7	11.2	57.6	
		ViTAD [40]	82.8	91.0	79.8	70.6	23.6	25.4	62.5	14.6	65.0	
		InvAD [42]	83.8	91.6	81.7	62.4	21.4	23.7	70.1	13.4	65.0	
		InvAD-lite [42]	81.5	90.3	81.4	69.0	23.1	24.4	67.5	13.9	65.2	
		MambaAD [15]	87.3	93.7	84.8	76.0	32.7	33.7	66.1	20.3	70.4	
	Hybrid	UniAD [35]	84.2	91.6	83.0	80.5	42.2	43.2	66.6	27.5	72.2	
		RD++ [31]	78.7	89.0	78.1	60.0	16.6	18.0	69.3	9.9	61.5	
		DesTSeg [44]	80.1	89.8	78.8	56.3	22.1	18.5	37.9	10.2	58.3	
	Avg	Aug.	DRAEM [37]	51.4	66.9	77.5	48.0	5.2	10.5	13.7	5.6	42.3
			SimpleNet [27]	81.8	89.1	82.5	70.9	28.3	32.1	61.2	20.9	66.3
		Emb.	CFA [21]	60.6	73.7	77.6	64.7	16.5	18.8	36.4	10.8	52.4
PatchCore [29]			80.5	89.0	81.5	75.1	29.9	31.8	69.9	20.4	67.7	
CFLOW-AD [14]			76.0	85.0	79.9	70.9	25.6	28.4	70.0	17.7	64.5	
PyramidalFlow [22]			58.1	70.4	77.4	55.5	16.8	14.4	20.4	8.1	47.7	
Rec.		RD [10]	73.7	84.6	79.4	70.7	21.0	26.2	67.5	15.9	62.8	
		DiAD [16]	77.2	84.6	81.5	72.1	18.6	25.3	54.4	15.2	59.1	
		ViTAD [40]	76.2	85.0	80.1	73.2	27.9	30.6	62.0	19.3	64.4	
		InvAD [42]	82.3	89.9	82.4	77.7	30.9	34.1	72.8	22.4	69.4	
	InvAD-lite [42]	78.0	86.8	81.6	77.0	28.0	32.0	69.4	20.4	66.9		
	MambaAD [15]	78.2	87.1	81.8	77.5	28.0	32.9	68.6	20.8	67.1		
Hybrid	UniAD [35]	78.7	87.1	80.9	74.6	32.6	35.8	70.7	23.4	67.8		
	RD++ [31]	75.7	85.9	79.3	72.1	24.2	28.5	67.9	17.8	64.2		
	DesTSeg [44]	81.2	88.6	81.8	63.7	31.8	31.9	59.2	21.1	65.3		

Q Detailed Quantitative Results on VisA Dataset Under 300 epochs

Table A65: Benchmarked results on VisA dataset [47] by the suggested metrics in Sec. 3.3.

	Method	Image-level			Pixel-level			mAU-PRO	mIoU-max	mAD	
		mAU-ROC	mAP	mF ₁ -max	mAU-ROC	mAP	mF ₁ -max				
candle	Aug.	DRAEM [37]	58.1	59.6	67.6	45.7	0.1	0.6	16.7	0.3	38.8
		SimpleNet [27]	83.3	85.8	77.7	91.3	7.6	17.6	80.4	9.7	65.7
		RealNet [45]	53.6	63.1	66.7	53.5	8.8	9.0	53.6	4.7	46.2
	Emb.	CFA [21]	86.6	85.0	80.0	79.4	2.6	9.0	58.0	4.7	60.6
		CFLOW-AD [14]	92.4	93.2	85.4	98.8	14.7	24.0	93.7	13.6	74.1
		PyramidalFlow [22]	80.6	75.9	77.0	84.5	2.2	7.7	79.7	4.0	60.7
	Rec.	RD [10]	91.8	92.7	83.9	99.0	19.1	30.5	95.2	18.0	75.2
		DiAD [16]	99.3	99.3	96.0	80.1	1.0	2.6	41.4	1.3	60.0
		ViTAD [40]	90.0	91.5	82.4	96.1	17.1	27.6	86.5	16.0	72.4
		InvAD [42]	95.2	94.9	<u>92.2</u>	99.3	23.3	33.5	<u>95.7</u>	20.1	<u>78.5</u>
		InvAD-lite [42]	97.2	<u>97.5</u>	<u>92.9</u>	99.1	20.5	30.9	96.2	18.3	<u>78.8</u>
		MambaAD [15]	<u>95.5</u>	<u>95.8</u>	89.6	99.1	22.4	32.4	<u>96.1</u>	19.3	<u>78.1</u>
	Hybrid	UniAD [35]	97.3	97.4	91.6	99.3	24.4	<u>33.9</u>	94.8	20.4	79.3
		RD++ [31]	92.7	92.8	87.6	99.3	<u>25.5</u>	<u>36.3</u>	95.4	<u>22.2</u>	77.6
		DesTSeg [44]	89.8	89.8	83.0	74.5	39.5	41.4	49.9	26.1	69.4
capsules	Aug.	DRAEM [37]	71.9	80.7	77.5	39.1	0.3	1.0	10.7	0.5	44.7
		SimpleNet [27]	66.9	79.4	77.2	90.0	21.2	28.3	57.5	16.5	61.9
		RealNet [45]	81.6	90.5	79.8	74.6	34.2	41.1	39.6	25.9	65.7
	Emb.	CFA [21]	59.6	70.8	78.7	60.6	0.5	1.0	24.3	0.5	45.7
		CFLOW-AD [14]	57.5	73.8	77.5	94.5	27.9	27.8	65.9	16.1	61.8
		PyramidalFlow [22]	60.5	72.8	77.8	81.9	2.3	6.5	61.3	3.3	54.2
	Rec.	RD [10]	81.0	89.7	81.6	<u>99.3</u>	<u>57.3</u>	<u>59.4</u>	<u>91.9</u>	<u>42.3</u>	<u>80.5</u>
		DiAD [16]	66.7	80.5	79.7	94.3	8.0	16.4	55.3	8.9	57.3
		ViTAD [40]	80.2	88.2	80.2	98.3	31.1	41.3	76.0	26.0	72.3
		InvAD [42]	<u>87.2</u>	<u>92.8</u>	<u>84.5</u>	99.6	67.1	61.9	94.9	44.8	84.5
		InvAD-lite [42]	88.8	<u>92.5</u>	87.4	<u>99.3</u>	<u>60.7</u>	59.1	94.9	42.0	84.0
		MambaAD [15]	83.4	88.4	83.8	98.8	32.8	41.6	87.6	26.2	75.2
	Hybrid	UniAD [35]	73.5	85.6	79.1	98.4	52.1	53.6	80.8	36.6	75.3
		RD++ [31]	79.5	88.6	79.8	99.1	56.8	59.7	91.4	42.6	79.7
		DesTSeg [44]	<u>86.5</u>	92.9	<u>85.6</u>	95.7	38.7	42.8	77.8	27.2	76.0
cashew	Aug.	DRAEM [37]	19.8	54.8	80.0	53.0	1.5	3.4	40.8	1.7	38.1
		SimpleNet [27]	87.1	93.3	87.2	98.5	68.0	<u>65.2</u>	85.0	48.3	84.2
		RealNet [45]	89.5	95.4	86.8	53.5	25.4	10.1	29.0	5.3	60.0
	Emb.	CFA [21]	78.3	87.5	83.8	82.3	23.2	29.5	28.8	17.3	62.1
		CFLOW-AD [14]	95.6	98.1	<u>92.7</u>	99.0	52.5	54.4	94.6	37.4	<u>85.3</u>
		PyramidalFlow [22]	89.0	93.8	90.6	49.8	0.6	2.2	15.2	1.1	54.0
	Rec.	RD [10]	93.3	96.5	91.5	92.3	44.9	50.1	84.5	33.4	80.9
		DiAD [16]	99.8	99.9	99.0	89.1	45.6	50.1	21.5	33.4	72.1
		ViTAD [40]	87.6	94.0	87.5	98.3	62.6	61.4	79.3	44.3	82.6
		InvAD [42]	<u>96.0</u>	<u>98.3</u>	<u>93.9</u>	97.6	<u>65.5</u>	65.5	<u>89.7</u>	48.7	87.8
		InvAD-lite [42]	92.7	96.4	88.8	94.6	55.4	57.9	88.9	40.7	83.4
		MambaAD [15]	92.5	96.3	90.3	94.7	50.8	55.0	86.2	37.9	82.4
	Hybrid	UniAD [35]	90.4	95.2	87.7	97.9	44.5	48.9	89.0	32.4	80.6
		RD++ [31]	93.5	96.4	<u>92.7</u>	95.9	56.3	56.7	85.1	39.6	83.8
		DesTSeg [44]	86.6	93.1	<u>86.5</u>	84.4	48.2	52.0	55.8	35.2	74.4
chewinggum	Aug.	DRAEM [37]	33.5	58.0	79.0	32.3	0.3	1.1	4.2	0.6	33.2
		SimpleNet [27]	94.6	97.6	91.3	97.9	39.7	45.3	74.7	29.3	79.5
		RealNet [45]	89.0	95.3	87.0	82.2	<u>63.8</u>	<u>61.5</u>	42.3	44.5	76.4
	Emb.	CFA [21]	75.9	87.8	82.7	84.4	16.6	<u>26.5</u>	43.1	<u>15.3</u>	62.4
		CFLOW-AD [14]	97.2	<u>98.8</u>	95.2	<u>99.2</u>	61.9	60.3	<u>87.8</u>	43.1	<u>87.2</u>
		PyramidalFlow [22]	74.5	84.3	83.3	50.1	0.7	1.1	15.1	0.6	48.7
	Rec.	RD [10]	95.5	98.0	93.8	98.7	58.4	61.0	78.1	43.9	84.9
		DiAD [16]	97.6	98.4	<u>96.6</u>	68.5	15.6	30.6	18.6	18.0	60.8
		ViTAD [40]	95.2	97.8	92.3	97.7	60.7	58.5	71.4	41.3	83.6
		InvAD [42]	97.7	99.0	<u>95.8</u>	98.6	57.2	59.0	80.0	41.9	85.6
		InvAD-lite [42]	<u>97.6</u>	<u>99.0</u>	95.3	98.3	56.7	56.4	78.8	39.3	84.9
		MambaAD [15]	97.3	98.8	94.7	97.3	27.4	38.0	78.2	23.4	78.6
	Hybrid	UniAD [35]	99.1	99.5	96.8	99.3	<u>62.4</u>	59.6	88.2	42.5	87.9
		RD++ [31]	96.2	98.3	93.0	98.8	58.8	<u>61.8</u>	80.1	<u>44.7</u>	85.4
		DesTSeg [44]	96.8	98.7	95.3	97.5	78.3	70.2	68.4	54.1	<u>87.8</u>

Table A66: Benchmarked results on VisA dataset [47] by the suggested metrics in Sec. 3.3.

	Method	Image-level			Pixel-level			mAU-PRO	mIoU-max	mAD	
		mAU-ROC	mAP	mF ₁ -max	mAU-ROC	mAP	mF ₁ -max				
fryum	Aug.	DRAEM [37]	46.2	65.7	80.0	51.2	3.5	8.7	25.5	4.6	43.1
		SimpleNet [27]	82.0	91.5	84.0	93.4	40.6	41.7	78.5	26.4	74.7
		RealNet [45]	80.1	90.6	81.0	57.0	32.4	17.8	22.8	9.8	58.2
	Emb.	CFA [21]	65.4	81.3	80.6	76.7	16.2	22.1	41.3	12.4	57.4
		CFLOW-AD [14]	91.2	96.0	90.3	97.6	53.8	55.8	87.4	38.7	83.1
		PyramidalFlow [22]	80.2	90.0	82.2	89.3	19.2	18.3	74.5	10.1	67.2
	Rec.	RD [10]	95.8	98.1	92.4	97.0	48.1	51.8	93.1	35.0	84.0
		DiAD [16]	97.0	98.3	95.6	97.5	59.0	61.8	68.9	44.7	82.6
		ViTAD [40]	94.3	97.5	91.1	97.5	47.2	52.0	88.9	35.1	82.8
		InvAD [42]	97.0	98.6	93.1	97.5	52.5	56.2	92.1	39.1	85.4
		InvAD-lite [42]	96.0	98.1	92.8	97.3	50.6	53.2	93.2	36.3	84.6
		MambaAD [15]	96.3	98.2	93.1	97.1	49.7	52.9	92.4	36.0	84.4
	Hybrid	UniAD [35]	91.0	96.0	87.9	97.3	45.3	52.4	85.5	35.5	80.9
		RD++ [31]	95.7	98.1	92.2	97.2	49.9	53.6	92.0	36.6	84.3
		DesTSeg [44]	92.3	96.6	88.5	67.0	47.6	41.3	35.4	26.0	70.1
macaroni1	Aug.	DRAEM [37]	89.4	86.6	81.5	38.7	0.0	0.1	6.2	0.0	48.5
		SimpleNet [27]	65.8	60.9	65.6	91.4	1.5	4.6	66.5	2.4	52.5
		RealNet [45]	69.9	75.2	66.7	54.7	14.6	12.4	19.7	6.6	48.0
	Emb.	CFA [21]	56.0	57.4	66.9	87.7	0.4	2.4	56.0	1.2	48.4
		CFLOW-AD [14]	81.8	78.7	75.7	99.1	7.9	13.2	95.2	7.1	66.3
		PyramidalFlow [22]	57.6	53.5	70.0	91.0	0.5	2.0	60.0	1.0	49.4
	Rec.	RD [10]	95.2	93.7	88.8	99.8	23.6	31.1	97.2	18.4	77.7
		DiAD [16]	96.3	94.9	92.4	55.2	0.0	0.1	3.6	0.0	48.9
		ViTAD [40]	85.3	83.5	76.0	98.6	7.1	15.4	90.7	8.3	67.3
		InvAD [42]	95.2	93.4	88.7	99.7	21.8	30.5	97.3	18.0	77.4
		InvAD-lite [42]	94.2	92.5	86.2	99.8	19.3	27.7	97.7	16.1	76.0
		MambaAD [15]	91.9	89.4	83.2	99.3	13.4	21.9	95.4	12.3	72.8
	Hybrid	UniAD [35]	88.1	86.2	80.0	99.4	10.8	20.1	95.6	11.2	70.6
		RD++ [31]	92.8	91.2	86.5	99.7	24.0	32.4	96.7	19.3	76.7
		DesTSeg [44]	93.5	89.9	90.6	73.3	15.2	25.7	36.6	14.7	64.5
macaroni2	Aug.	DRAEM [37]	57.7	53.4	63.4	58.9	0.0	0.1	25.1	0.1	39.6
		SimpleNet [27]	57.9	53.2	63.3	89.8	0.4	1.7	66.4	0.9	48.9
		RealNet [45]	59.0	60.2	67.3	53.5	6.8	8.3	20.1	4.3	42.2
	Emb.	CFA [21]	58.6	56.7	66.9	82.1	0.1	0.8	48.5	0.4	46.8
		CFLOW-AD [14]	67.1	65.5	65.6	97.4	1.9	6.3	89.9	3.3	57.5
		PyramidalFlow [22]	62.5	59.1	71.6	83.2	0.1	0.2	35.0	0.1	47.0
	Rec.	RD [10]	85.6	79.3	81.0	99.6	12.3	20.2	97.0	11.3	69.6
		DiAD [16]	56.0	46.8	68.2	56.8	0.0	0.1	15.8	0.0	34.8
		ViTAD [40]	77.2	70.3	74.2	98.1	3.5	9.5	88.1	5.0	61.8
		InvAD [42]	88.3	83.9	83.2	99.6	11.4	19.1	97.8	10.6	71.1
		InvAD-lite [42]	88.1	84.6	80.4	99.7	11.7	19.8	98.2	11.0	70.9
		MambaAD [15]	80.5	74.3	75.7	96.5	2.0	7.3	87.1	3.8	62.5
	Hybrid	UniAD [35]	81.3	81.1	71.9	98.3	5.6	13.2	92.8	7.0	65.3
		RD++ [31]	82.8	76.9	80.2	99.5	9.6	18.3	96.2	10.1	67.9
		DesTSeg [44]	72.2	70.4	73.1	62.8	10.3	17.2	36.0	9.4	51.7
peb1	Aug.	DRAEM [37]	80.6	78.0	78.2	53.2	0.6	0.9	21.4	0.5	49.0
		SimpleNet [27]	85.2	87.0	78.1	98.6	73.1	69.7	79.0	53.5	81.8
		RealNet [45]	82.7	83.6	77.5	73.6	40.1	43.6	27.3	27.9	63.7
	Emb.	CFA [21]	58.0	63.9	66.7	88.4	19.7	29.9	39.1	17.5	53.6
		CFLOW-AD [14]	94.9	95.2	88.2	99.1	73.0	68.8	88.3	52.4	87.5
		PyramidalFlow [22]	67.7	64.6	71.9	53.4	34.1	11.3	15.3	6.0	48.3
	Rec.	RD [10]	96.4	96.4	91.8	99.5	66.8	62.2	96.1	45.1	88.0
		DiAD [16]	91.7	94.1	89.5	95.7	27.7	39.5	56.5	24.6	70.7
		ViTAD [40]	95.6	94.1	91.3	99.4	65.6	61.9	89.2	44.8	86.3
		InvAD [42]	96.8	96.2	92.9	99.8	80.3	75.4	96.7	60.5	91.7
		InvAD-lite [42]	97.7	97.2	94.2	99.8	79.3	73.5	97.1	58.1	91.9
		MambaAD [15]	96.0	94.7	94.1	99.8	79.8	72.8	94.9	57.2	90.9
	Hybrid	UniAD [35]	96.3	95.5	92.8	99.4	68.1	63.3	90.5	46.3	87.6
		RD++ [31]	96.3	96.0	90.9	99.4	64.9	59.1	95.5	42.0	87.1
		DesTSeg [44]	78.6	77.3	74.5	96.0	66.5	64.3	68.6	47.3	75.3

Table A67: Benchmarked results on VisA dataset [47] by the suggested metrics in Sec. 3.3.

	Method	Image-level			Pixel-level			mAU-PRO	mIoU-max	mAD	
		mAU-ROC	mAP	mF ₁ -max	mAU-ROC	mAP	mF ₁ -max				
peb2	Aug.	DRAEM [37]	35.0	44.1	66.7	44.9	0.2	0.4	10.0	0.2	31.2
		SimpleNet [27]	82.5	83.8	75.6	94.9	7.2	15.1	76.0	8.2	64.5
		RealNet [45]	87.0	89.3	79.2	72.2	13.9	23.0	40.3	13.0	61.3
	Emb.	CFA [21]	57.2	65.9	66.7	80.0	2.7	7.5	47.7	3.9	48.9
		CFLOW-AD [14]	92.1	93.0	85.6	96.5	12.6	18.9	82.5	10.5	71.4
		PyramidalFlow [22]	66.8	71.1	68.7	92.7	7.4	8.6	74.9	4.5	57.4
	Rec.	RD [10]	97.3	96.9	94.2	97.7	21.1	30.1	91.7	17.7	78.1
		DiAD [16]	89.9	91.7	82.9	82.2	4.4	12.2	48.1	6.5	58.8
		ViTAD [40]	90.0	89.0	84.2	98.0	12.5	20.4	82.6	11.4	70.6
		InvAD [42]	97.0	97.3	93.9	99.1	15.7	23.4	92.8	13.2	76.9
		InvAD-lite [42]	96.2	96.4	90.1	99.0	11.7	23.4	92.5	13.3	75.4
		MambaAD [15]	96.1	96.3	91.0	99.0	14.2	24.1	91.2	13.7	75.8
	Hybrid	UniAD [35]	93.5	94.1	87.2	98.3	13.0	19.5	86.0	10.8	72.9
		RD++ [31]	97.9	98.3	96.0	98.0	25.5	33.4	91.7	20.0	79.8
		DesTSeg [44]	82.8	83.2	78.1	94.4	19.1	24.0	69.8	13.6	66.6
peb3	Aug.	DRAEM [37]	45.6	50.3	66.7	41.2	0.2	0.5	11.0	0.3	33.7
		SimpleNet [27]	84.2	86.2	76.6	97.3	12.9	22.4	82.7	12.6	68.1
		RealNet [45]	87.0	90.8	82.9	76.9	24.6	32.2	40.9	19.2	65.3
	Emb.	CFA [21]	56.3	60.8	67.1	85.6	13.8	22.5	49.6	12.7	52.1
		CFLOW-AD [14]	80.8	84.1	74.2	96.4	20.6	26.0	81.1	14.9	67.9
		PyramidalFlow [22]	66.3	68.6	67.6	90.7	5.0	12.3	58.0	6.5	54.5
	Rec.	RD [10]	96.8	96.7	90.6	98.0	23.8	34.6	93.6	20.9	78.6
		DiAD [16]	94.0	94.4	88.1	87.2	4.0	10.7	41.8	5.7	60.0
		ViTAD [40]	91.2	91.1	86.1	98.3	22.6	28.7	88.0	16.8	74.4
		InvAD [42]	97.7	97.9	93.3	99.2	15.8	28.0	93.2	16.2	77.7
		InvAD-lite [42]	96.4	96.5	90.6	99.2	17.8	28.0	93.6	16.3	77.1
		MambaAD [15]	95.2	95.5	88.7	99.1	18.9	27.4	92.5	15.8	76.3
	Hybrid	UniAD [35]	89.8	90.6	83.3	98.5	13.4	23.9	86.1	13.5	71.7
		RD++ [31]	95.7	95.6	90.8	98.0	30.9	34.1	93.3	20.5	79.1
		DesTSeg [44]	95.8	96.3	89.8	90.6	27.5	31.6	61.2	18.7	73.3
peb4	Aug.	DRAEM [37]	73.1	66.8	77.3	36.1	0.4	1.3	6.1	0.7	41.7
		SimpleNet [27]	95.4	95.1	91.1	92.2	13.9	23.4	67.1	13.2	71.5
		RealNet [45]	92.1	92.1	84.4	68.6	37.2	38.7	31.4	24.0	66.8
	Emb.	CFA [21]	89.5	87.4	83.7	91.4	7.6	14.1	70.0	7.6	66.3
		CFLOW-AD [14]	98.9	98.8	95.7	96.8	22.2	29.7	85.6	17.4	78.2
		PyramidalFlow [22]	62.6	64.8	69.5	92.7	6.9	12.4	78.4	6.6	56.6
	Rec.	RD [10]	99.9	99.9	98.5	97.7	30.0	35.4	88.4	21.5	81.2
		DiAD [16]	99.8	99.7	99.0	95.4	9.9	18.4	82.4	10.1	72.1
		ViTAD [40]	98.9	98.5	97.0	99.0	42.2	47.7	93.5	31.3	84.4
		InvAD [42]	99.9	99.9	98.5	98.5	44.1	43.4	90.6	27.7	84.3
		InvAD-lite [42]	99.7	99.7	97.5	98.8	49.7	48.7	92.0	32.2	85.6
		MambaAD [15]	99.7	99.7	96.4	98.6	44.0	44.9	90.6	28.9	84.1
	Hybrid	UniAD [35]	99.4	99.4	96.2	97.6	34.3	39.0	85.2	24.2	81.2
		RD++ [31]	99.9	99.9	99.0	97.1	27.4	35.9	85.8	21.9	80.6
		DesTSeg [44]	98.0	98.0	93.0	94.4	53.8	52.1	74.9	35.3	82.6
pipe_fryum	Aug.	DRAEM [37]	63.2	76.9	80.8	46.0	1.3	3.1	14.3	1.6	44.9
		SimpleNet [27]	83.7	92.1	84.2	97.9	64.1	61.6	76.6	44.5	80.9
		RealNet [45]	79.1	91.2	80.3	64.1	48.5	37.7	39.6	23.2	65.5
	Emb.	CFA [21]	63.7	81.4	80.0	96.8	61.0	59.4	77.8	42.3	74.4
		CFLOW-AD [14]	97.6	98.8	95.0	99.2	61.6	61.4	94.9	44.3	88.2
		PyramidalFlow [22]	59.7	76.7	80.0	89.8	15.7	21.5	64.2	12.1	60.0
	Rec.	RD [10]	98.2	99.1	96.6	99.1	55.1	58.1	95.9	41.0	87.5
		DiAD [16]	97.7	98.7	98.0	98.6	55.1	58.1	77.9	41.0	83.5
		ViTAD [40]	97.6	98.9	94.6	99.5	65.1	66.3	94.9	49.6	89.2
		InvAD [42]	99.5	99.7	98.0	99.5	69.7	67.1	95.1	50.5	91.0
		InvAD-lite [42]	98.3	99.2	95.6	99.2	61.5	60.5	95.1	43.4	88.4
		MambaAD [15]	98.8	99.3	97.6	98.8	52.4	53.0	94.2	36.0	86.6
	Hybrid	UniAD [35]	97.0	98.5	95.1	98.9	50.1	55.0	93.9	37.9	85.7
		RD++ [31]	94.1	96.9	91.9	98.9	54.9	57.0	94.2	39.9	85.3
		DesTSeg [44]	95.0	97.5	93.1	86.8	74.3	69.7	55.9	53.5	83.4

Table A68: Benchmarked results on VisA dataset [47] by the suggested metrics in Sec. 3.3.

	Method	Image-level			Pixel-level			mAU-PRO	mIoU-max	mAD	
		mAU-ROC	mAP	mF_1 -max	mAU-ROC	mAP	mF_1 -max				
Avg	Aug.	DRAEM [37]	56.2	64.6	74.9	45.0	0.7	1.8	16.0	0.9	40.6
		SimpleNet [27]	80.7	83.8	79.3	94.4	29.2	33.1	74.2	22.1	69.5
		RealNet [45]	79.2	84.8	78.3	65.4	29.2	27.9	33.9	17.4	59.9
	Emb.	CFA [21]	67.1	73.8	75.3	83.0	13.7	18.7	48.7	11.3	56.5
		CFLOW-AD [14]	87.2	89.5	85.1	97.8	34.2	37.2	87.3	24.9	75.7
		PyramidalFlow [22]	69.0	72.9	75.8	79.1	7.9	8.7	52.6	4.7	54.8
	Rec.	RD [10]	93.9	94.8	90.4	98.1	38.4	43.7	91.9	29.0	80.5
		DiAD [16]	90.5	91.4	90.4	83.4	19.2	25.0	44.3	16.2	63.5
		ViTAD [40]	90.3	91.2	86.4	98.2	36.4	40.9	85.8	27.5	77.3
		InvAD [42]	95.6	96.0	92.3	99.0	43.7	46.9	93.0	32.6	82.6
		InvAD-lite [42]	95.3	95.8	91.0	98.7	41.2	44.9	93.2	30.6	81.8
		MambaAD [15]	93.6	93.9	89.8	98.2	34.0	39.3	90.5	25.9	79.0
		UniAD [35]	91.4	93.3	87.5	98.5	35.3	40.2	89.0	26.5	78.2
	Hybrid	RD++ [31]	93.1	94.1	90.0	98.4	40.4	44.8	91.4	29.9	80.6
		DesTSeg [44]	89.0	90.3	85.9	84.8	43.3	44.4	57.5	30.1	73.0

R Detailed Quantitative Results on BTAD Dataset Under 300 epochs

Table A69: Benchmarked results on BTAD dataset [28] by the suggested metrics in Sec. 3.3.

	Method	Image-level			Pixel-level			mAU-PRO	mIoU-max	mAD	
		mAU-ROC	mAP	mF_1 -max	mAU-ROC	mAP	mF_1 -max				
01	Aug.	DRAEM [37]	75.0	88.7	86.7	44.8	2.8	6.3	13.0	3.3	50.1
		SimpleNet [27]	99.2	99.7	98.0	94.6	38.0	42.6	64.2	27.1	79.4
		RealNet [45]	100.	100.	100.	94.2	63.8	63.6	84.3	46.6	88.2
	Emb.	CFA [21]	98.2	99.4	99.0	94.6	37.3	43.0	64.5	27.4	79.4
		PatchCore [29]	99.6	99.8	99.0	97.1	55.5	56.6	75.8	39.5	85.4
		CFLOW-AD [14]	95.5	98.4	93.6	94.8	36.2	45.6	66.4	29.5	78.3
	PyramidalFlow [22]	PyramidalFlow [22]	90.3	94.1	94.2	51.8	14.7	6.3	17.1	3.3	57.7
		RD [10]	99.9	100.	99.0	97.6	55.3	57.2	82.6	40.1	86.4
		DiAD [16]	99.5	99.8	99.0	90.1	24.3	30.8	72.6	18.2	73.7
	Rec.	ViTAD [40]	98.3	99.3	96.9	96.5	55.0	55.2	69.2	38.2	83.6
		InvAD [42]	99.9	100.	99.0	97.5	57.4	58.8	80.7	41.7	86.6
		InvAD-lite [42]	98.2	99.4	96.9	97.1	56.7	59.5	75.4	42.3	85.2
	MambaAD [15]	97.7	99.2	96.0	97.1	55.3	59.0	75.9	41.8	84.7	
	Hybrid	UniAD [35]	99.8	99.9	99.0	97.4	55.7	57.7	80.1	40.6	86.1
		RD++ [31]	99.4	99.8	97.9	97.5	53.5	56.9	80.6	39.8	85.6
DesTSeg [44]		98.3	99.4	96.0	91.9	29.9	43.9	69.9	28.1	78.4	
02	Aug.	DRAEM [37]	63.6	92.6	92.8	47.9	6.6	10.4	16.2	5.5	51.6
		SimpleNet [27]	83.2	97.1	93.2	94.6	49.2	50.3	47.2	33.6	75.7
		RealNet [45]	80.0	96.7	93.0	90.4	31.8	51.8	44.0	35.0	72.2
	Emb.	CFA [21]	80.3	96.5	93.2	94.4	47.5	51.2	47.6	34.5	75.1
		PatchCore [29]	83.8	97.3	92.8	96.0	59.3	59.8	54.1	42.7	79.3
		CFLOW-AD [14]	79.9	96.7	92.8	96.3	59.3	62.8	54.3	45.7	79.0
	PyramidalFlow [22]	PyramidalFlow [22]	73.7	95.2	92.8	81.9	63.2	52.9	32.5	35.9	72.4
		RD [10]	82.9	97.2	92.8	96.7	63.3	64.2	58.3	47.2	80.8
		DiAD [16]	72.9	95.2	92.8	87.8	29.4	37.1	45.1	22.8	65.8
	Rec.	ViTAD [40]	84.0	97.3	93.2	96.7	72.9	67.2	51.2	50.6	81.8
		InvAD [42]	86.4	97.7	93.8	96.4	60.2	61.1	57.1	44.0	80.7
		InvAD-lite [42]	84.6	97.5	92.8	96.4	59.8	60.7	58.5	43.5	80.2
	MambaAD [15]	81.6	97.0	92.8	96.1	54.2	59.2	57.6	42.0	78.6	
	Hybrid	UniAD [35]	84.0	97.3	92.8	95.1	43.5	53.6	57.9	36.6	76.9
		RD++ [31]	84.3	97.4	93.2	96.6	64.1	63.4	57.3	46.4	81.0
DesTSeg [44]		82.7	97.0	92.8	93.6	58.6	51.0	52.7	34.2	77.4	
03	Aug.	DRAEM [37]	69.2	49.0	59.1	50.4	0.3	1.7	19.2	0.9	38.5
		SimpleNet [27]	99.7	96.9	90.6	99.4	35.6	38.1	97.2	23.5	81.7
		RealNet [45]	99.3	92.2	84.5	76.9	48.6	51.1	45.3	34.4	73.7
	Emb.	CFA [21]	99.8	97.5	91.5	99.5	55.4	54.9	95.0	37.8	86.2
		PatchCore [29]	99.8	97.3	92.1	99.5	50.1	48.2	98.0	31.8	85.2
		CFLOW-AD [14]	99.3	91.8	82.7	99.4	42.5	38.5	97.5	23.9	80.4
	PyramidalFlow [22]	PyramidalFlow [22]	92.0	55.9	50.0	94.8	5.2	11.2	79.7	5.9	56.8
		RD [10]	99.6	93.3	89.6	99.7	52.7	52.6	98.9	35.7	85.1
		DiAD [16]	98.3	69.9	86.1	97.9	7.7	13.1	93.3	7.0	66.6
	Rec.	ViTAD [40]	99.6	94.3	90.9	99.6	47.0	47.1	98.1	30.8	83.9
		InvAD [42]	99.6	94.1	88.2	99.7	58.6	56.4	98.7	39.3	86.2
		InvAD-lite [42]	99.8	96.8	93.5	99.6	50.7	51.0	98.2	34.2	85.8
	MambaAD [15]	99.5	92.3	90.3	99.6	44.2	47.1	98.3	30.8	83.2	
	Hybrid	UniAD [35]	99.8	97.8	93.1	99.7	57.8	55.1	98.7	38.0	87.4
		RD++ [31]	99.7	95.6	91.8	99.8	55.4	54.3	98.8	37.3	86.4
DesTSeg [44]		99.6	93.9	92.5	98.9	28.8	20.6	96.1	11.5	78.2	
Avg	Aug.	DRAEM [37]	69.3	76.8	79.5	47.7	3.2	6.1	16.1	3.2	46.7
		SimpleNet [27]	94.0	97.9	93.9	96.2	41.0	43.7	69.6	28.1	78.9
		RealNet [45]	93.1	96.3	92.5	87.2	48.0	55.5	57.9	38.7	78.1
	Emb.	CFA [21]	92.7	97.8	94.6	96.2	46.7	49.7	69.0	33.2	80.2
		PatchCore [29]	94.4	98.2	94.6	97.5	55.0	54.9	76.0	38.0	83.3
		CFLOW-AD [14]	91.6	95.6	89.7	96.9	46.0	49.0	72.7	33.0	79.2
	PyramidalFlow [22]	PyramidalFlow [22]	85.3	81.7	79.0	76.1	27.7	23.4	43.1	15.0	62.3
		RD [10]	94.1	96.8	93.8	98.0	57.1	58.0	79.9	41.0	84.1
		DiAD [16]	90.2	88.3	92.6	91.9	20.5	27.0	70.3	16.0	68.7
	Rec.	ViTAD [40]	94.0	97.0	93.7	97.6	58.3	56.5	72.8	39.9	83.1
		InvAD [42]	95.3	97.3	93.7	97.9	58.7	58.8	78.8	41.7	84.5
		InvAD-lite [42]	94.2	97.9	94.4	97.7	55.7	57.0	77.4	40.0	83.7
	MambaAD [15]	92.9	96.2	93.0	97.6	51.2	55.1	77.3	38.2	82.2	
	Hybrid	UniAD [35]	94.5	98.4	94.9	97.4	52.4	55.5	78.9	38.4	83.5
		RD++ [31]	94.5	97.6	94.3	98.0	57.7	58.2	78.9	41.2	84.3
DesTSeg [44]		93.5	96.7	93.8	94.8	39.1	38.5	72.9	24.6	78.0	

S Detailed Quantitative Results on MPDD Dataset Under 300 epochs

Table A70: Benchmarked results on MPDD dataset [20] by the suggested metrics in Sec. 3.3.

	Method	Image-level			Pixel-level			mAU-PRO	mIoU-max	mAD	
		mAU-ROC	mAP	mF ₁ -max	mAU-ROC	mAP	mF ₁ -max				
bracket_black	Aug.	DRAEM [37]	45.3	54.3	77.0	52.8	0.2	0.5	24.9	0.3	39.2
		SimpleNet [27]	78.7	85.3	80.4	94.9	3.6	9.1	89.3	4.7	65.3
		RealNet [45]	72.0	84.5	76.4	64.4	9.5	16.7	45.9	9.1	55.9
	Emb.	CFA [21]	87.9	92.7	84.1	93.8	2.9	8.8	83.8	4.6	67.8
		PatchCore [29]	88.4	92.7	83.9	98.5	11.0	21.0	96.7	11.8	72.6
		CFLOW-AD [14]	64.8	74.6	76.7	95.8	2.5	5.4	86.5	2.8	59.8
	PyramidalFlow [22]	75.3	81.8	79.3	89.5	0.4	1.0	66.2	0.5	59.0	
	Rec.	RD [10]	83.7	87.0	85.7	97.6	5.9	12.3	93.3	6.5	68.9
		DiAD [16]	100.	100.	100.	90.8	0.5	1.4	63.8	0.7	65.2
		ViTAD [40]	78.7	86.1	81.5	96.0	2.7	7.8	89.8	4.1	65.6
		InvAD [42]	88.2	93.2	83.8	98.1	8.2	15.0	95.5	8.1	71.3
		InvAD-lite [42]	81.2	87.5	81.7	95.8	7.4	16.2	90.6	8.8	68.0
		MambaAD [15]	82.8	88.6	80.7	94.8	4.6	13.1	89.1	7.0	67.2
	Hybrid	UniAD [35]	96.3	96.6	96.9	94.8	0.9	2.2	84.5	1.1	71.1
		RD++ [31]	82.3	86.2	81.7	97.6	4.4	9.6	93.8	5.0	67.4
DesTSeg [44]		92.9	95.0	91.3	91.9	6.0	14.2	87.6	7.6	71.5	
bracket_brown	Aug.	DRAEM [37]	53.9	69.1	80.3	54.4	0.7	1.3	28.8	0.6	44.5
		SimpleNet [27]	92.4	95.3	93.5	94.9	8.8	17.0	87.4	9.3	72.9
		RealNet [45]	87.4	90.4	92.6	51.4	10.1	3.5	17.8	1.8	55.4
	Emb.	CFA [21]	93.5	95.8	96.2	91.5	7.4	17.7	69.6	9.7	70.9
		PatchCore [29]	95.6	97.2	95.3	98.6	26.2	32.0	95.4	19.0	79.5
		CFLOW-AD [14]	77.8	81.6	87.7	96.4	7.2	14.0	92.5	7.5	67.4
	PyramidalFlow [22]	70.0	78.6	84.4	93.9	5.5	12.6	75.4	6.8	62.3	
	Rec.	RD [10]	83.1	87.0	91.7	96.0	14.2	23.2	94.0	13.1	72.1
		DiAD [16]	88.6	94.2	89.5	94.8	22.5	29.9	69.8	17.6	69.9
		ViTAD [40]	86.0	87.8	91.9	98.3	16.2	26.2	95.0	15.1	73.7
		InvAD [42]	96.8	98.0	98.1	96.3	18.7	29.4	91.4	17.2	78.3
		InvAD-lite [42]	93.4	96.2	92.7	98.5	21.4	31.6	95.1	18.8	77.9
		MambaAD [15]	97.2	98.5	97.1	97.8	19.6	27.3	92.8	15.8	78.5
	Hybrid	UniAD [35]	93.1	95.8	93.5	98.6	39.3	47.0	90.7	30.8	81.5
		RD++ [31]	85.7	90.5	92.7	96.8	19.8	27.7	95.1	16.1	74.7
DesTSeg [44]		91.4	92.4	96.2	78.9	5.1	8.8	66.9	4.6	66.6	
bracket_white	Aug.	DRAEM [37]	69.4	70.9	74.0	66.1	0.1	0.2	23.6	0.1	47.0
		SimpleNet [27]	88.4	91.4	83.0	97.8	2.2	5.6	86.4	2.9	67.8
		RealNet [45]	72.0	82.3	78.4	81.4	30.1	39.6	40.1	24.7	62.7
	Emb.	CFA [21]	89.2	91.7	81.5	94.9	0.8	2.9	72.4	1.4	65.1
		PatchCore [29]	93.3	94.8	88.9	98.8	10.0	19.3	93.9	10.7	73.9
		CFLOW-AD [14]	75.3	76.4	73.0	98.6	2.1	4.6	93.8	2.4	62.3
	PyramidalFlow [22]	76.3	78.5	76.9	99.0	6.3	14.2	90.1	7.7	64.8	
	Rec.	RD [10]	85.0	86.9	80.6	98.9	1.7	5.0	94.4	2.5	67.1
		DiAD [16]	81.0	82.5	75.4	94.2	0.2	0.6	80.0	0.3	59.1
		ViTAD [40]	79.4	85.4	77.2	95.4	0.8	2.6	86.6	1.3	63.5
		InvAD [42]	95.8	96.9	93.1	99.3	10.7	20.9	94.7	11.7	75.8
		InvAD-lite [42]	93.6	95.1	87.3	99.3	6.8	10.7	94.9	5.6	72.5
		MambaAD [15]	93.6	95.1	89.7	99.3	8.9	18.9	95.0	10.5	74.2
	Hybrid	UniAD [35]	82.4	80.5	79.3	95.9	0.8	2.8	82.0	1.4	63.1
		RD++ [31]	83.4	86.4	76.2	98.7	1.6	4.3	93.4	2.2	65.8
DesTSeg [44]		96.3	93.5	94.9	91.6	0.9	2.2	52.6	1.1	65.9	
connector	Aug.	DRAEM [37]	63.3	47.7	53.1	30.3	0.5	1.5	12.2	0.8	32.9
		SimpleNet [27]	99.3	98.5	96.6	98.9	56.0	55.2	96.5	38.2	87.4
		RealNet [45]	93.3	86.8	85.7	70.7	47.9	42.9	48.0	27.3	70.5
	Emb.	CFA [21]	95.7	86.4	93.3	97.1	31.9	39.9	90.8	25.0	78.4
		PatchCore [29]	100.	100.	100.	99.5	71.2	63.3	98.4	46.3	91.5
		CFLOW-AD [14]	96.7	92.9	89.7	97.4	33.1	33.2	91.5	19.9	78.5
	PyramidalFlow [22]	58.3	38.3	54.5	91.3	4.4	8.5	73.7	4.4	47.4	
	Rec.	RD [10]	99.8	99.5	96.6	99.1	58.3	54.5	97.2	37.5	88.0
		DiAD [16]	88.3	81.5	74.3	96.2	11.6	22.0	87.7	12.4	66.0
		ViTAD [40]	96.0	91.7	86.7	99.3	39.8	46.9	97.6	30.6	81.2
		InvAD [42]	98.3	95.7	96.6	99.2	62.3	57.6	97.3	40.5	88.0
		InvAD-lite [42]	96.7	83.4	96.6	99.4	61.5	57.4	97.9	40.2	85.6
		MambaAD [15]	98.8	97.9	92.9	99.2	55.4	53.4	97.5	36.4	86.5
	Hybrid	UniAD [35]	82.9	65.0	72.7	97.6	14.0	24.0	92.1	13.7	65.2
		RD++ [31]	100.	100.	100.	99.3	66.3	59.8	97.7	42.7	90.4
DesTSeg [44]	90.7	77.3	87.5	89.1	31.4	38.3	81.2	23.7	72.6		

Table A71: Benchmarked results on MPDD dataset [20] by the suggested metrics in Sec. 3.3.

	Method	Image-level			Pixel-level			mAU-PRO	mIoU-max	mAD	
		mAU-ROC	mAP	mF_1 -max	mAU-ROC	mAP	mF_1 -max				
metal_plate	Aug.	DRAEM [37]	71.7	89.7	84.5	57.5	30.0	21.2	25.7	11.8	57.8
		SimpleNet [27]	100.	100.	100.	98.2	88.9	81.3	88.1	68.5	94.6
		RealNet [45]	100.	100.	100.	90.2	84.6	80.4	80.7	67.2	92.0
	Emb.	CFA [21]	100.	100.	100.	98.8	92.6	85.3	90.8	74.4	95.9
		PatchCore [29]	100.	100.	100.	99.0	93.5	86.1	94.1	75.7	96.6
		CFLOW-AD [14]	100.	100.	100.	98.6	89.7	83.7	92.9	72.0	95.6
	Rec.	PyramidalFlow [22]	78.3	92.4	87.5	68.0	49.7	40.2	29.1	25.1	66.4
		RD [10]	100.	100.	100.	99.1	92.6	87.4	96.6	77.6	97.0
		DiAD [16]	98.3	99.5	98.6	87.2	54.3	55.1	45.0	38.0	76.9
	Hybrid	ViTAD [40]	100.	100.	100.	99.3	95.5	88.2	94.8	78.9	97.2
		InvAD [42]	100.	100.	100.	99.0	91.6	86.6	95.7	76.3	96.6
		InvAD-lite [42]	100.	100.	100.	98.6	88.9	84.5	94.5	73.2	95.8
		MambaAD [15]	99.8	99.9	99.3	98.5	86.2	84.3	94.7	72.8	95.3
		UniAD [35]	58.8	79.6	85.0	93.3	50.4	62.8	80.8	45.8	73.1
	tubes	Aug.	RD++ [31]	99.9	100.	99.3	99.0	91.1	87.0	95.5	77.0
DesTSeg [44]			100.	100.	100.	96.9	93.8	87.2	91.4	77.2	96.2
DRAEM [37]			57.4	73.4	81.7	40.9	1.0	3.5	15.6	1.8	43.0
Emb.		SimpleNet [27]	84.6	94.1	84.6	97.9	42.4	46.1	92.6	29.9	78.8
		RealNet [45]	91.3	95.9	90.6	90.3	53.0	55.2	81.2	38.1	81.3
		CFA [21]	85.6	94.4	85.9	97.8	38.1	43.7	91.7	27.9	78.2
Rec.		PatchCore [29]	90.4	96.6	92.4	98.8	64.5	63.8	95.5	46.9	86.9
		CFLOW-AD [14]	68.0	85.0	81.2	96.9	35.7	39.6	88.2	24.7	71.6
		PyramidalFlow [22]	76.8	87.4	83.2	92.5	8.4	18.0	76.8	9.9	65.7
Hybrid		RD [10]	90.4	96.2	88.5	98.9	64.7	61.2	95.7	44.1	85.9
		DiAD [16]	58.7	77.3	81.2	85.6	2.8	5.9	50.3	3.0	51.7
		ViTAD [40]	84.3	93.6	84.5	98.5	52.5	55.0	93.6	38.0	81.2
		InvAD [42]	96.6	98.7	95.5	99.3	73.1	69.0	97.4	52.7	90.8
		InvAD-lite [42]	91.6	96.8	90.1	98.4	62.6	63.0	94.3	45.9	86.2
Avg		Aug.	MambaAD [15]	62.9	78.6	81.9	96.5	26.7	34.5	87.4	20.8
	UniAD [35]		67.3	81.6	83.3	92.1	8.3	14.7	72.7	7.9	62.2
	RD++ [31]		92.1	96.9	90.0	99.2	73.6	69.7	96.6	53.5	88.9
	Emb.	DesTSeg [44]	84.0	92.3	87.2	96.5	46.3	46.7	89.9	30.4	78.8
		DRAEM [37]	60.2	67.5	75.1	50.4	5.4	4.7	21.8	2.6	44.1
		SimpleNet [27]	90.6	94.1	89.7	97.1	33.6	35.7	90.0	25.6	77.8
	Rec.	RealNet [45]	86.0	90.0	87.3	74.7	39.2	39.7	52.3	28.0	69.6
		CFA [21]	92.0	93.5	90.2	95.7	29.0	33.0	83.2	23.8	76.1
		PatchCore [29]	94.6	96.9	93.4	98.9	46.1	47.6	95.7	35.0	83.5
	Hybrid	CFLOW-AD [14]	80.4	85.1	84.7	97.3	28.4	30.1	90.9	21.5	72.5
		PyramidalFlow [22]	72.5	76.2	77.6	89.0	12.4	15.8	68.5	9.1	60.9
		RD [10]	90.3	92.8	90.5	98.3	39.6	40.6	95.2	30.2	79.8
		DiAD [16]	85.8	89.2	86.5	91.4	15.3	19.2	66.1	12.0	64.8
		ViTAD [40]	87.4	90.8	87.0	97.8	34.6	37.8	92.9	28.0	77.1
	Hybrid	InvAD [42]	96.0	97.1	94.5	98.5	44.1	46.4	95.3	34.4	83.5
InvAD-lite [42]		92.8	93.2	91.4	98.3	41.4	43.9	94.6	32.1	81.0	
MambaAD [15]		89.2	93.1	90.3	97.7	33.5	38.6	92.8	27.2	78.3	
Hybrid	UniAD [35]	80.1	83.2	85.1	95.4	19.0	25.6	83.8	16.8	69.4	
	RD++ [31]	90.6	93.3	90.0	98.4	42.8	43.0	95.3	32.7	80.6	
	DesTSeg [44]	92.6	91.8	92.8	90.8	30.6	32.9	78.3	24.1	75.3	

T Detailed Quantitative Results on MAD_Real Dataset Under 300 epochs

Table A72: Benchmarked results on MAD_Real dataset [46] by the suggested metrics in Sec. 3.3.

	Method	Image-level			Pixel-level			mAU-PRO	mIoU-max	mAD		
		mAU-ROC	mAP	mF_1 -max	mAU-ROC	mAP	mF_1 -max					
Bear	Aug.	DRAEM [37]	62.5	91.6	90.6	47.4	0.3	1.8	25.3	0.9	50.1	
		SimpleNet [27]	17.5	69.8	90.6	74.6	1.2	4.9	56.3	2.5	46.8	
	Emb.		CFA [21]	13.3	68.8	90.6	99.0	3.9	9.6	96.2	5.1	54.9
			PatchCore [29]	84.2	96.8	91.7	99.6	17.6	29.5	98.6	17.3	76.1
			CFLOW-AD [14]	77.5	94.6	92.3	99.4	6.3	12.2	97.7	6.5	71.0
			PyramidalFlow [22]	7.5	67.7	90.6	98.5	2.8	5.3	94.9	2.7	52.8
	Rec.		RD [10]	86.7	96.4	96.0	97.7	6.9	10.5	92.9	5.5	72.5
			DiAD [16]	85.0	97.0	90.6	97.5	1.8	5.4	92.0	2.8	67.0
			ViTAD [40]	42.5	79.5	90.6	96.3	3.1	4.4	88.0	2.2	59.4
			InvAD [42]	80.8	96.0	92.0	99.6	15.9	25.0	98.5	14.3	74.7
			InvAD-lite [42]	47.5	82.3	90.6	97.8	4.2	5.7	93.3	2.9	61.9
			MambaAD [15]	58.3	87.2	90.6	99.2	11.2	18.8	97.1	10.4	67.6
Bird	Aug.	UniAD [35]	78.3	95.5	92.3	99.0	5.3	12.8	96.4	6.8	71.0	
		RD++ [31]	74.2	93.9	92.3	99.0	8.1	15.0	96.6	8.1	70.7	
		DesTSeg [44]	22.5	75.9	90.6	91.4	0.5	1.2	71.4	0.6	52.1	
	Aug.	DRAEM [37]	23.6	74.8	89.8	58.7	0.7	1.4	20.0	0.7	41.5	
		SimpleNet [27]	60.0	86.9	89.8	58.3	0.6	1.4	20.8	0.7	49.6	
	Emb.		CFA [21]	54.5	83.0	89.8	86.7	4.7	10.9	57.1	5.8	57.8
			PatchCore [29]	71.8	92.6	93.6	96.4	32.2	39.7	84.2	24.8	74.6
			CFLOW-AD [14]	38.2	80.2	89.8	89.5	2.9	6.3	64.2	3.2	55.1
			PyramidalFlow [22]	15.5	68.6	89.8	90.7	2.7	6.4	66.5	3.3	49.8
	Rec.		RD [10]	23.6	72.4	89.8	87.0	6.8	16.3	56.7	8.9	51.8
			DiAD [16]	90.9	98.3	95.2	94.5	19.5	28.0	77.3	16.3	72.0
			ViTAD [40]	62.7	87.5	91.7	89.9	8.3	16.9	61.9	9.2	62.4
		InvAD [42]	89.1	97.6	91.7	93.4	25.0	37.3	75.4	22.9	75.3	
		InvAD-lite [42]	84.5	96.4	91.7	96.2	23.1	29.3	83.5	17.2	74.4	
		MambaAD [15]	77.3	93.1	95.7	95.0	11.3	21.4	78.7	12.0	70.1	
Elephant	Aug.	UniAD [35]	41.8	78.2	89.8	86.9	2.6	6.3	65.7	3.2	55.2	
		RD++ [31]	50.9	86.6	89.8	90.0	8.2	17.8	64.4	9.8	60.4	
		DesTSeg [44]	72.7	93.3	91.7	86.2	10.5	15.2	59.3	8.2	64.3	
	Aug.	DRAEM [37]	62.2	87.9	87.8	47.6	0.3	0.7	13.5	0.4	47.4	
		SimpleNet [27]	5.6	61.1	87.8	64.1	0.8	2.8	24.7	1.4	37.3	
	Emb.		CFA [21]	33.3	70.9	87.8	87.5	6.0	11.0	59.6	5.8	52.5
			PatchCore [29]	27.8	69.5	87.8	93.7	11.1	18.3	78.8	10.1	56.1
			CFLOW-AD [14]	30.0	74.7	87.8	90.9	7.0	11.4	67.3	6.1	54.2
			PyramidalFlow [22]	60.0	86.0	87.8	92.5	2.7	5.4	75.1	2.8	60.9
	Rec.		RD [10]	48.9	84.7	87.8	88.4	2.1	5.2	63.2	2.7	56.8
			DiAD [16]	20.0	64.3	90.0	91.8	2.0	4.4	73.1	2.2	49.4
			ViTAD [40]	43.3	79.9	87.8	95.5	9.8	15.9	83.6	8.7	60.8
		InvAD [42]	35.6	72.2	87.8	92.9	5.0	11.3	76.6	6.0	55.8	
		InvAD-lite [42]	35.6	78.4	87.8	91.6	4.9	11.3	73.7	6.0	56.3	
		MambaAD [15]	24.4	67.4	87.8	89.2	2.3	5.6	70.6	2.9	50.9	
Parrot	Aug.	UniAD [35]	13.3	63.1	87.8	78.4	1.6	5.6	38.8	2.9	42.9	
		RD++ [31]	40.0	77.1	87.8	87.5	2.1	5.0	63.9	2.6	54.0	
		DesTSeg [44]	12.2	64.6	87.8	68.7	0.8	2.3	36.5	1.2	41.0	
	Aug.	DRAEM [37]	30.4	76.4	92.0	49.3	0.6	1.3	13.5	0.6	41.2	
		SimpleNet [27]	24.3	73.9	90.2	58.3	0.8	1.8	35.1	0.9	43.4	
	Emb.		CFA [21]	5.2	66.2	90.2	42.0	0.5	1.3	16.9	0.7	34.5
			PatchCore [29]	5.2	66.2	90.2	81.7	2.1	5.1	64.0	2.6	46.0
			CFLOW-AD [14]	15.7	67.9	90.2	66.7	1.0	2.5	41.7	1.2	43.0
			PyramidalFlow [22]	9.6	69.4	90.2	67.7	1.0	2.2	32.4	1.1	41.1
	Rec.		RD [10]	5.2	65.5	90.2	64.5	0.9	2.1	37.0	1.1	39.9
			DiAD [16]	0.0	64.3	90.2	56.3	0.7	1.7	37.9	0.9	35.9
			ViTAD [40]	10.4	67.8	90.2	70.3	1.1	2.6	40.7	1.3	42.4
		InvAD [42]	5.2	65.7	90.2	68.7	1.1	2.4	44.6	1.2	41.5	
		InvAD-lite [42]	3.5	65.1	90.2	71.4	1.1	2.5	42.2	1.3	41.1	
		MambaAD [15]	4.3	65.4	90.2	72.5	1.1	2.5	46.1	1.3	41.9	
Hybrid		UniAD [35]	10.4	67.2	90.2	61.5	0.8	1.9	38.0	0.9	40.7	
		RD++ [31]	2.6	64.8	90.2	64.2	0.9	2.0	35.7	1.0	39.1	
	DesTSeg [44]	7.8	67.0	90.2	66.4	1.1	2.5	30.5	1.3	40.1		

Table A73: Benchmarked results on MAD_Real dataset [46] by the suggested metrics in Sec. 3.3.

	Method	Image-level			Pixel-level			mAU-PRO	mIoU-max	mAD	
		mAU-ROC	mAP	mF_1 -max	mAU-ROC	mAP	mF_1 -max				
Pig	Aug.	DRAEM [37]	43.5	72.6	89.5	61.9	0.6	0.8	26.9	0.4	45.5
		SimpleNet [27]	14.1	63.4	87.2	76.6	1.7	6.1	37.0	3.2	42.6
	Emb.	CFA [21]	56.5	78.2	89.5	93.0	5.0	11.3	72.6	6.0	60.1
		PatchCore [29]	56.5	78.8	89.5	98.5	19.9	28.7	89.7	16.7	67.1
		CFLOW-AD [14]	57.6	78.4	87.2	96.8	7.1	12.7	86.1	6.8	62.5
		PyramidalFlow [22]	50.6	80.7	89.5	96.4	6.8	13.4	83.4	7.2	61.8
	Rec.	RD [10]	60.0	80.1	87.2	98.0	20.0	29.6	90.2	17.4	67.6
		DiAD [16]	57.6	79.8	87.2	96.4	9.0	18.9	81.6	10.4	61.5
		ViTAD [40]	44.7	75.3	87.2	97.6	9.2	19.4	88.0	10.7	61.3
		InvAD [42]	64.7	81.2	88.9	98.0	11.2	24.2	88.1	13.8	66.8
		InvAD-lite [42]	57.6	78.1	88.2	98.6	17.5	31.3	93.2	18.5	67.4
		MambaAD [15]	42.4	74.5	87.2	97.3	8.5	18.6	87.3	10.2	60.5
		UniAD [35]	48.2	76.9	89.5	89.5	2.1	4.9	61.6	2.5	55.5
	Hybrid	RD++ [31]	56.5	79.2	89.5	98.0	13.8	23.6	91.2	13.3	65.9
		DesTSeg [44]	45.9	75.2	87.2	84.8	1.4	3.3	50.5	1.7	52.2
DRAEM [37]		57.0	87.0	88.9	31.2	0.2	0.7	13.7	0.3	44.5	
Puppy	Aug.	SimpleNet [27]	52.0	82.2	88.9	90.8	1.7	4.4	65.1	2.3	57.4
		CFA [21]	82.0	94.8	93.0	98.5	6.7	14.0	92.0	7.5	71.4
	Emb.	PatchCore [29]	100.	100.	100.	99.2	13.4	25.1	92.1	14.3	78.7
		CFLOW-AD [14]	70.0	91.3	93.0	99.2	31.8	34.5	93.1	20.9	74.7
		PyramidalFlow [22]	68.0	91.2	88.9	95.9	11.7	20.7	77.6	11.5	67.1
		RD [10]	82.0	95.6	88.9	95.7	5.5	8.5	83.8	4.4	68.6
	Rec.	DiAD [16]	91.0	97.7	95.2	95.8	3.4	9.1	80.8	4.8	67.6
		ViTAD [40]	65.0	90.2	88.9	90.5	1.0	2.6	69.6	1.3	61.1
		InvAD [42]	100.	100.	100.	99.4	28.6	31.3	93.7	18.5	81.6
		InvAD-lite [42]	97.0	99.3	97.4	95.9	3.4	9.2	82.8	4.8	72.9
		MambaAD [15]	92.0	97.8	95.2	98.7	26.1	36.1	94.2	22.0	79.4
		UniAD [35]	78.0	94.7	88.9	98.7	12.0	20.2	92.8	11.2	71.6
	Hybrid	RD++ [31]	65.0	90.3	90.9	97.3	4.0	7.5	90.5	3.9	65.9
		DesTSeg [44]	54.0	82.7	88.9	93.1	1.5	3.9	66.6	2.0	58.2
		DRAEM [37]	46.1	83.9	90.2	41.4	1.2	2.9	10.8	1.5	43.7
Scorpion	Aug.	SimpleNet [27]	47.0	84.1	90.2	83.5	9.0	15.8	50.3	8.6	56.7
		CFA [21]	27.8	80.3	90.2	61.0	5.4	13.1	26.3	7.0	46.3
	Emb.	PatchCore [29]	13.0	70.7	90.2	88.2	8.8	17.0	61.6	9.3	50.9
		CFLOW-AD [14]	54.8	87.2	90.2	77.9	4.2	7.5	34.0	3.9	54.1
		PyramidalFlow [22]	47.0	84.3	90.2	65.5	2.6	5.8	20.3	3.0	48.7
		RD [10]	55.7	87.9	90.2	66.3	2.1	4.9	21.8	2.5	50.9
	Rec.	DiAD [16]	11.3	71.8	90.2	71.9	3.1	6.8	30.7	3.5	40.8
		ViTAD [40]	29.6	79.5	90.2	62.7	1.9	4.2	16.8	2.1	43.9
		InvAD [42]	31.3	80.4	90.2	74.4	3.1	6.5	30.8	3.4	48.0
		InvAD-lite [42]	32.2	79.2	90.2	74.6	3.0	6.0	28.1	3.1	47.6
		MambaAD [15]	42.6	80.8	90.2	75.0	2.9	6.3	27.1	3.2	49.5
		UniAD [35]	27.0	73.9	90.2	78.6	4.2	9.1	41.2	4.8	48.5
	Hybrid	RD++ [31]	25.2	75.8	90.2	70.7	2.5	5.8	24.6	3.0	44.8
		DesTSeg [44]	27.8	77.9	90.2	68.1	3.2	8.0	25.3	4.2	45.7
		DRAEM [37]	58.1	85.3	91.3	24.4	0.3	1.5	9.2	0.8	43.5
Turtle	Aug.	SimpleNet [27]	63.8	87.9	89.4	94.6	7.0	15.1	81.8	8.1	65.0
		CFA [21]	100.	100.	100.	99.3	41.5	42.7	96.8	27.2	85.0
	Emb.	PatchCore [29]	100.	100.	100.	99.5	43.1	48.4	97.9	31.9	86.1
		CFLOW-AD [14]	99.0	99.8	97.7	99.1	28.4	38.0	96.5	23.5	82.2
		PyramidalFlow [22]	93.3	98.5	93.3	98.4	23.9	33.3	95.3	20.0	78.9
		RD [10]	95.2	99.0	95.2	98.5	23.2	30.4	94.9	18.0	79.1
	Rec.	DiAD [16]	74.3	94.2	89.4	93.2	7.5	13.5	83.5	7.2	65.1
		ViTAD [40]	83.8	96.1	93.3	95.6	6.2	13.2	85.6	7.0	70.6
		InvAD [42]	100.	100.	100.	99.7	51.9	50.0	98.4	33.3	87.5
		InvAD-lite [42]	99.0	99.8	97.7	98.0	15.5	21.6	94.5	12.1	78.1
		MambaAD [15]	100.	100.	100.	99.3	32.8	39.2	97.2	24.4	83.6
		UniAD [35]	98.1	99.6	97.6	98.2	22.8	31.5	91.0	18.7	79.7
	Hybrid	RD++ [31]	100.	100.	100.	99.2	25.1	35.8	97.0	21.8	82.1
		DesTSeg [44]	54.3	86.7	89.4	95.2	9.8	16.1	77.0	8.8	63.2

Table A74: Benchmarked results on MAD_Real dataset [46] by the suggested metrics in Sec. 3.3.

	Method	Image-level			Pixel-level			mAU-PRO	mIoU-max	mAD	
		mAU-ROC	mAP	mF_1 -max	mAU-ROC	mAP	mF_1 -max				
Unitcom	Aug.	DRAEM [37]	36.2	79.8	89.4	43.0	0.2	0.5	9.9	0.2	40.9
		SimpleNet [27]	19.0	68.8	89.4	81.8	0.9	2.2	49.5	1.1	46.3
	Emb.	CFA [21]	31.4	73.8	89.4	67.8	0.8	3.6	33.2	1.9	45.6
		PatchCore [29]	43.8	74.1	93.3	97.3	6.8	14.1	90.3	7.6	61.3
		CFLOW-AD [14]	63.8	90.9	91.3	90.1	1.5	3.3	65.7	1.7	61.1
		PyramidalFlow [22]	65.7	84.4	89.4	82.2	0.9	2.2	51.8	1.1	57.1
	Rec.	RD [10]	21.0	71.0	89.4	73.5	0.5	1.3	33.8	0.6	43.9
		DiAD [16]	62.9	91.4	89.4	86.0	1.0	2.4	60.4	1.2	56.2
		ViTAD [40]	20.0	72.2	89.4	73.9	0.5	1.1	31.7	0.6	43.7
		InvAD [42]	31.4	72.8	89.4	89.9	1.6	4.3	67.3	2.2	52.7
		InvAD-lite [42]	32.4	72.3	89.4	84.4	1.4	4.3	57.0	2.2	50.7
		MambaAD [15]	18.1	67.6	89.4	81.7	0.8	2.1	50.0	1.1	46.0
		UniAD [35]	16.2	66.6	89.4	89.3	1.4	3.7	66.1	1.9	48.8
	Hybrid	RD++ [31]	29.5	75.7	89.4	81.4	0.7	1.5	43.7	0.8	48.3
		DesTSeg [44]	21.0	69.4	89.4	76.4	0.5	1.3	31.0	0.6	43.6
DRAEM [37]		43.1	85.6	92.8	20.2	0.1	0.4	6.4	0.2	40.3	
Whale	Aug.	SimpleNet [27]	58.1	91.5	92.8	89.1	2.5	8.2	68.5	4.3	61.4
		CFA [21]	80.6	96.2	93.5	98.6	29.3	32.2	90.5	19.2	76.4
	Emb.	PatchCore [29]	95.0	99.1	98.5	99.7	46.8	47.4	97.8	31.0	85.2
		CFLOW-AD [14]	67.5	94.4	92.8	99.1	17.5	24.7	95.1	14.1	72.0
		PyramidalFlow [22]	89.4	98.2	95.5	98.0	20.2	25.6	90.6	14.7	76.5
		RD [10]	81.2	96.7	92.8	98.9	19.2	23.5	94.9	13.3	74.7
	Rec.	DiAD [16]	86.9	98.0	94.1	94.6	2.9	5.4	77.2	2.8	65.6
		ViTAD [40]	42.5	85.4	92.8	96.3	3.6	8.5	83.6	4.5	60.8
		InvAD [42]	96.9	99.5	97.0	99.8	45.3	50.1	98.7	33.4	85.6
		InvAD-lite [42]	83.8	96.6	95.5	99.5	39.4	41.9	98.2	26.5	80.9
		MambaAD [15]	87.5	97.6	95.5	99.7	33.8	41.7	98.6	26.3	81.0
		UniAD [35]	42.5	87.3	92.8	98.1	11.1	19.6	91.1	10.9	64.6
	Hybrid	RD++ [31]	79.4	95.9	92.8	99.2	27.9	29.8	96.1	17.5	76.3
		DesTSeg [44]	42.5	86.4	92.8	95.1	2.6	6.0	79.3	3.1	59.8
		DRAEM [37]	46.3	82.5	90.2	42.5	0.5	1.2	14.9	0.6	43.9
Avg	Aug.	SimpleNet [27]	36.1	77.0	89.6	77.2	2.6	6.3	48.9	3.3	50.7
		CFA [21]	48.5	81.2	91.4	83.3	10.4	15.0	64.1	8.6	58.5
	Emb.	PatchCore [29]	59.7	84.8	93.5	95.4	20.2	27.3	85.5	16.6	68.2
		CFLOW-AD [14]	57.4	85.9	91.2	90.9	10.8	15.3	74.1	8.8	63.0
		PyramidalFlow [22]	50.6	82.9	90.5	88.6	7.5	12.0	68.8	6.7	59.4
		RD [10]	56.0	84.9	90.7	86.9	8.7	13.2	66.9	7.4	60.6
	Rec.	DiAD [16]	58.0	85.7	91.1	87.8	5.1	9.6	69.4	5.2	58.1
		ViTAD [40]	44.5	81.3	90.2	86.9	4.5	8.9	65.0	4.8	56.7
		InvAD [42]	63.5	86.5	92.7	91.6	18.9	24.2	77.2	14.9	66.9
		InvAD-lite [42]	57.3	84.8	91.9	90.8	11.4	16.3	74.7	9.5	63.1
		MambaAD [15]	54.7	83.1	92.2	90.8	13.1	19.2	74.7	11.4	63.1
		UniAD [35]	45.4	80.3	90.8	87.8	6.4	11.6	68.3	6.4	57.8
	Hybrid	RD++ [31]	52.3	84.0	91.3	88.7	9.3	14.4	70.4	8.2	60.8
		DesTSeg [44]	36.1	77.9	89.8	82.5	3.2	6.0	52.7	3.2	52.0

U Detailed Quantitative Results on MAD_Sim Dataset Under 300 epochs

Table A75: Benchmarked results on MAD_Sim dataset [46] by the suggested metrics in Sec. 3.3.

	Method	Image-level			Pixel-level			mAU-PRO	mIoU-max	mAD		
		mAU-ROC	mAP	mF_1 -max	mAU-ROC	mAP	mF_1 -max					
01Gorilla	Aug.											
		DRAEM [37]	54.4	91.6	95.1	45.4	0.7	2.0	19.4	1.0	48.6	
		SimpleNet [27]	53.0	91.5	<u>94.9</u>	90.9	2.7	5.7	65.5	2.9	60.5	
	Emb.		CFA [21]	55.9	93.6	<u>94.9</u>	79.0	<u>7.2</u>	<u>15.4</u>	55.8	<u>8.3</u>	60.4
			CFLOW-AD [14]	54.4	92.8	<u>94.9</u>	90.8	4.8	5.1	65.4	2.6	61.1
		PyramidalFlow [22]	46.5	90.4	<u>94.9</u>	91.5	3.7	6.0	75.1	3.1	60.7	
	Rec.		RD [10]	62.7	93.3	95.1	93.1	4.5	9.0	76.4	4.7	64.7
			DiAD [16]	64.4	94.6	<u>94.9</u>	91.6	3.6	8.3	64.6	4.3	60.3
			ViTAD [40]	66.1	93.9	95.1	<u>93.7</u>	5.9	10.6	76.3	5.6	<u>65.8</u>
			InvAD [42]	<u>67.4</u>	95.7	<u>94.9</u>	95.2	17.1	24.1	82.0	13.7	70.3
			InvAD-lite [42]	70.6	95.5	<u>94.9</u>	94.1	8.0	<u>15.1</u>	<u>78.3</u>	<u>8.2</u>	<u>67.9</u>
			MambaAD [15]	65.2	93.8	<u>94.9</u>	92.8	5.0	<u>10.7</u>	75.6	5.7	65.3
Hybrid		UniAD [35]	52.6	92.3	<u>94.9</u>	92.7	6.3	11.0	<u>79.7</u>	5.8	63.7	
		RD++ [31]	53.6	91.1	<u>94.9</u>	92.7	4.0	8.3	74.6	4.3	62.4	
		DesTSeg [44]	46.5	90.3	<u>94.9</u>	58.2	5.0	9.0	34.4	4.7	51.9	
02Unicom	Aug.											
		DRAEM [37]	41.9	90.6	<u>95.2</u>	47.3	0.4	0.8	14.1	0.4	45.8	
		SimpleNet [27]	55.0	91.6	<u>95.2</u>	83.2	1.3	2.6	61.3	1.3	58.9	
	Emb.		CFA [21]	63.8	94.8	95.5	67.8	1.4	3.9	32.1	2.0	55.5
			CFLOW-AD [14]	59.0	93.5	<u>95.2</u>	84.4	2.3	3.4	55.4	1.7	59.5
		PyramidalFlow [22]	37.0	87.7	95.5	80.3	1.1	2.3	52.2	1.2	53.7	
	Rec.		RD [10]	61.4	94.1	<u>95.2</u>	85.3	2.0	4.1	<u>70.7</u>	2.1	62.0
			DiAD [16]	<u>79.3</u>	<u>97.2</u>	<u>95.4</u>	80.0	1.6	4.5	48.0	2.3	58.0
			ViTAD [40]	63.9	94.7	<u>95.2</u>	86.5	2.4	5.8	67.8	3.0	62.6
			InvAD [42]	79.7	97.6	<u>95.4</u>	87.3	3.8	9.8	74.6	<u>5.2</u>	67.4
			InvAD-lite [42]	71.3	96.0	<u>95.2</u>	86.6	2.9	<u>6.4</u>	<u>73.2</u>	<u>3.3</u>	<u>64.9</u>
			MambaAD [15]	65.7	95.2	<u>95.4</u>	84.3	2.1	4.7	68.7	2.4	62.7
Hybrid		UniAD [35]	71.4	<u>96.2</u>	<u>95.4</u>	87.1	2.5	6.3	64.5	<u>3.3</u>	<u>63.9</u>	
		RD++ [31]	60.6	93.8	<u>95.2</u>	85.1	2.3	4.6	69.2	2.3	61.8	
		DesTSeg [44]	72.0	96.1	95.5	55.9	6.4	10.5	40.0	5.6	58.0	
03Mallard	Aug.											
		DRAEM [37]	36.6	88.0	95.4	46.6	1.3	1.5	15.3	0.8	44.8	
		SimpleNet [27]	55.2	91.6	95.4	85.5	2.6	5.6	58.6	2.9	59.4	
	Emb.		CFA [21]	31.3	87.1	95.4	63.8	2.9	10.0	36.7	5.3	49.8
			CFLOW-AD [14]	40.1	90.5	95.4	84.8	3.8	5.1	53.1	2.6	56.0
		PyramidalFlow [22]	44.2	89.9	95.4	83.9	2.5	5.0	56.3	2.6	56.7	
	Rec.		RD [10]	44.4	89.1	95.4	83.5	3.4	7.9	56.7	4.1	57.1
			DiAD [16]	73.9	96.0	95.4	83.0	2.4	4.6	48.7	2.4	57.7
			ViTAD [40]	46.6	91.4	95.4	85.2	<u>5.3</u>	<u>11.2</u>	60.4	<u>5.9</u>	59.2
			InvAD [42]	46.5	91.3	95.4	<u>85.9</u>	7.8	13.4	<u>61.5</u>	7.2	<u>59.9</u>
			InvAD-lite [42]	40.9	90.2	95.4	85.2	<u>6.0</u>	<u>11.1</u>	60.2	<u>5.9</u>	58.1
			MambaAD [15]	<u>55.2</u>	<u>93.6</u>	95.4	84.2	4.9	<u>10.5</u>	57.9	<u>5.6</u>	60.4
Hybrid		UniAD [35]	33.9	87.0	95.4	86.1	3.8	8.9	61.8	4.7	56.1	
		RD++ [31]	37.1	87.9	95.4	84.0	3.4	7.8	57.1	4.1	55.8	
		DesTSeg [44]	33.2	88.1	95.4	58.7	3.4	8.0	39.0	4.1	49.8	
04Turtle	Aug.											
		DRAEM [37]	45.6	87.8	94.9	47.2	0.6	1.3	12.0	0.7	45.7	
		SimpleNet [27]	48.7	90.2	94.9	85.7	2.3	4.7	60.9	2.4	58.2	
	Emb.		CFA [21]	40.8	90.8	94.9	71.1	2.4	3.6	38.6	1.8	52.2
			CFLOW-AD [14]	63.1	94.7	94.9	86.3	4.1	6.3	57.1	3.2	61.3
		PyramidalFlow [22]	16.8	81.8	94.9	76.6	1.2	3.1	39.7	1.6	47.3	
	Rec.		RD [10]	64.1	94.1	94.9	91.1	<u>9.3</u>	16.8	<u>72.6</u>	9.2	65.9
			DiAD [16]	85.5	98.3	96.3	<u>91.8</u>	7.1	14.3	63.1	7.7	65.2
			ViTAD [40]	59.0	93.5	94.9	91.0	7.9	15.4	70.5	8.3	64.3
			InvAD [42]	<u>83.0</u>	<u>97.7</u>	<u>95.1</u>	93.4	15.5	25.9	78.8	14.9	72.7
			InvAD-lite [42]	<u>76.8</u>	<u>96.9</u>	<u>95.6</u>	<u>92.3</u>	<u>12.4</u>	<u>21.3</u>	<u>75.4</u>	<u>11.9</u>	<u>70.1</u>
			MambaAD [15]	66.6	95.2	94.9	91.0	<u>9.3</u>	<u>17.7</u>	70.8	<u>9.7</u>	<u>66.4</u>
Hybrid		UniAD [35]	55.7	92.0	94.9	88.9	4.3	7.6	70.9	4.0	61.9	
		RD++ [31]	60.1	94.2	94.9	90.2	7.0	13.2	69.8	7.1	64.1	
	DesTSeg [44]	34.1	88.5	94.9	55.0	1.6	3.6	38.8	1.8	48.6		

Table A76: Benchmarked results on MAD_Sim dataset [46] by the suggested metrics in Sec. 3.3.

	Method	Image-level			Pixel-level			mAU-PRO	mIoU-max	mAD	
		mAU-ROC	mAP	mF_1 -max	mAU-ROC	mAP	mF_1 -max				
05Whale	Aug.	DRAEM [37]	50.5	90.3	94.4	47.6	0.6	1.5	20.6	0.8	48.0
		SimpleNet [27]	50.4	89.2	94.4	85.1	1.8	3.7	62.4	1.9	58.1
	Emb.	CFA [21]	51.6	91.5	94.4	71.3	2.2	4.1	41.0	2.1	54.4
		CFLOW-AD [14]	54.0	91.1	94.4	85.3	2.8	4.4	63.2	2.2	59.4
		PyramidalFlow [22]	27.7	82.7	94.4	78.9	1.2	2.8	52.5	1.4	51.1
	Rec.	RD [10]	52.4	91.0	94.4	86.8	3.3	7.1	74.0	3.7	61.0
		DiAD [16]	51.0	90.8	94.4	81.1	2.6	7.5	51.9	3.9	54.2
		ViTAD [40]	58.5	92.7	94.4	88.3	4.1	8.3	76.5	4.3	63.1
		InvAD [42]	74.0	96.3	94.4	89.9	8.8	16.9	81.1	9.2	68.7
		InvAD-lite [42]	68.1	95.2	94.4	89.3	6.2	11.2	78.5	5.9	66.1
		MambaAD [15]	60.4	93.5	94.4	87.3	4.4	8.9	74.1	4.6	63.2
	Hybrid	UniAD [35]	79.4	97.1	94.4	90.8	5.2	11.6	80.1	6.2	68.6
		RD++ [31]	54.1	91.8	94.4	86.5	3.5	7.0	73.0	3.6	61.3
		DesTSeg [44]	57.1	92.1	94.4	61.4	3.2	8.3	55.5	4.3	56.6
	06Bird	Aug.	DRAEM [37]	44.1	87.6	94.5	48.6	1.0	2.3	27.2	1.1
		SimpleNet [27]	52.9	91.4	94.4	91.8	5.1	9.4	75.9	4.9	62.6
Emb.		CFA [21]	65.1	92.8	94.5	73.3	4.0	9.7	47.2	5.1	58.8
		CFLOW-AD [14]	63.8	91.8	94.4	90.4	3.8	7.1	70.8	3.7	63.2
		PyramidalFlow [22]	77.2	96.3	94.4	92.7	5.9	11.1	77.8	5.9	68.1
Rec.		RD [10]	60.4	92.0	94.4	90.6	4.9	8.4	75.2	4.4	63.5
		DiAD [16]	77.3	97.0	94.4	93.6	6.5	12.9	77.3	6.9	65.6
		ViTAD [40]	65.7	93.5	94.5	91.2	4.9	9.8	76.1	5.2	65.0
		InvAD [42]	82.8	97.4	94.9	91.9	6.3	12.8	78.0	6.8	69.5
		InvAD-lite [42]	72.0	95.5	94.5	91.6	5.8	10.0	77.0	5.3	66.7
		MambaAD [15]	66.9	94.7	94.7	91.1	4.7	8.6	76.1	4.5	65.3
Hybrid		UniAD [35]	67.0	93.2	94.4	90.8	4.8	9.1	74.8	4.8	64.9
		RD++ [31]	60.0	91.4	94.5	90.8	4.8	8.3	75.4	4.3	63.4
		DesTSeg [44]	68.2	93.5	94.5	60.3	4.1	8.8	40.5	4.6	56.9
07Owl		Aug.	DRAEM [37]	56.3	87.8	92.8	45.4	0.5	1.2	16.4	0.6
		SimpleNet [27]	55.0	87.5	92.8	87.7	1.9	4.1	64.6	2.1	59.0
	Emb.	CFA [21]	60.8	91.7	93.0	77.1	3.2	7.0	47.4	3.6	57.8
		CFLOW-AD [14]	66.9	92.8	92.8	89.9	3.8	5.0	66.2	2.6	62.7
		PyramidalFlow [22]	48.4	85.1	93.0	90.0	3.5	7.8	71.1	4.1	59.3
	Rec.	RD [10]	62.2	91.8	93.0	91.9	5.3	9.4	77.7	4.9	64.2
		DiAD [16]	62.0	91.4	92.8	94.4	6.1	13.1	72.8	7.0	61.8
		ViTAD [40]	65.6	91.9	92.8	92.7	5.2	10.9	77.8	5.7	65.0
		InvAD [42]	72.6	94.3	93.0	94.6	12.5	22.7	83.6	12.8	70.0
		InvAD-lite [42]	66.6	93.1	93.2	93.3	7.6	13.7	80.1	7.3	66.5
		MambaAD [15]	67.5	93.5	92.8	91.5	4.8	9.3	76.0	4.9	65.0
	Hybrid	UniAD [35]	63.7	92.1	93.0	92.5	4.9	9.8	77.6	5.2	64.6
		RD++ [31]	66.1	92.5	92.8	92.2	5.2	9.0	78.4	4.7	65.0
		DesTSeg [44]	64.8	92.4	93.2	54.3	11.1	10.0	39.1	5.3	56.0
	08Sabertooth	Aug.	DRAEM [37]	58.0	88.3	93.0	47.1	0.5	1.1	18.6	0.6
		SimpleNet [27]	55.1	88.3	93.2	87.3	1.9	3.9	65.6	2.0	59.3
Emb.		CFA [21]	53.8	90.6	93.0	72.0	2.2	3.8	36.8	1.9	53.9
		CFLOW-AD [14]	60.8	90.8	93.2	86.6	1.7	3.4	58.3	1.7	59.6
		PyramidalFlow [22]	65.2	93.2	93.0	82.5	1.2	2.6	58.6	1.3	60.0
Rec.		RD [10]	66.0	93.2	93.4	88.0	2.0	3.6	67.2	1.9	62.2
		DiAD [16]	69.2	94.0	94.5	86.1	1.9	3.4	51.3	1.7	57.2
		ViTAD [40]	61.6	91.3	93.2	89.0	2.2	4.0	68.0	2.0	61.4
		InvAD [42]	78.0	95.8	93.4	91.3	3.9	6.2	74.7	3.2	66.5
		InvAD-lite [42]	73.7	94.6	93.4	89.4	3.1	4.6	69.4	2.4	64.4
		MambaAD [15]	64.4	92.6	93.4	87.1	2.2	3.5	63.9	1.8	61.3
Hybrid		UniAD [35]	62.5	91.0	93.2	89.5	2.5	4.2	74.5	2.1	62.5
		RD++ [31]	63.2	91.9	93.0	88.1	2.3	3.7	66.6	1.9	61.4
		DesTSeg [44]	70.0	93.6	93.2	52.0	2.3	4.0	33.9	2.0	54.3

Table A77: Benchmarked results on MAD_Sim dataset [46] by the suggested metrics in Sec. 3.3.

		Method	Image-level			Pixel-level			mAU-PRO	mIoU-max	mAD
			mAU-ROC	mAP	mF ₁ -max	mAU-ROC	mAP	mF ₁ -max			
09Swan	Aug.	DRAEM [37]	46.6	86.6	93.1	47.7	0.6	1.4	19.9	0.7	46.4
		SimpleNet [27]	49.8	85.9	93.1	86.1	1.9	3.9	62.4	2.0	57.4
		CFA [21]	54.9	88.2	93.1	72.0	2.0	6.7	37.8	3.5	54.2
	Emb.	CFLOW-AD [14]	47.0	86.9	93.1	85.7	2.2	3.9	60.1	2.0	56.8
		PyramidalFlow [22]	43.7	85.4	93.1	80.2	1.3	2.9	53.9	1.5	54.3
		RD [10]	55.8	89.3	93.1	87.7	2.4	4.6	71.0	2.3	60.4
	Rec.	DiAD [16]	78.8	95.5	94.3	87.8	9.2	16.7	57.8	9.1	62.9
		ViTAD [40]	54.1	88.1	93.2	90.1	3.1	6.2	73.7	3.2	60.9
		InvAD [42]	65.8	92.6	93.2	91.8	<u>6.2</u>	<u>11.6</u>	80.0	<u>6.2</u>	65.6
		InvAD-lite [42]	60.1	<u>90.5</u>	<u>93.1</u>	<u>90.1</u>	<u>4.1</u>	<u>8.3</u>	<u>76.8</u>	<u>4.3</u>	<u>63.0</u>
		MambaAD [15]	56.3	89.5	93.1	87.3	2.5	4.4	69.4	2.2	60.3
	Hybrid	UniAD [35]	58.4	89.7	93.1	89.5	3.2	6.8	<u>74.7</u>	3.5	62.0
		RD++ [31]	53.9	89.4	93.2	87.6	2.4	4.4	69.8	2.3	59.9
		DesTSeg [44]	53.3	89.8	93.1	51.5	2.2	3.2	36.0	1.6	51.0
	10Sheep	Aug.	DRAEM [37]	36.8	81.6	92.7	47.2	0.6	1.3	20.8	0.7
SimpleNet [27]			44.9	85.1	92.7	91.3	2.8	5.2	76.4	2.7	59.1
CFA [21]			66.4	92.3	92.7	71.9	2.9	7.4	50.2	3.8	58.5
Emb.		CFLOW-AD [14]	63.0	90.1	92.9	91.9	3.9	6.8	79.2	3.5	63.7
		PyramidalFlow [22]	58.6	90.6	92.7	90.6	2.2	5.0	75.9	2.6	62.0
		RD [10]	62.6	91.8	92.7	92.5	5.1	8.8	84.1	4.6	65.0
Rec.		DiAD [16]	87.4	97.3	94.3	<u>93.6</u>	4.5	8.8	76.6	4.6	66.1
		ViTAD [40]	65.0	91.1	92.7	93.4	4.4	8.7	84.7	4.5	65.4
		InvAD [42]	84.5	<u>96.8</u>	<u>93.5</u>	94.3	8.1	13.9	87.0	7.5	71.2
		InvAD-lite [42]	80.5	<u>96.2</u>	<u>93.9</u>	93.7	<u>7.0</u>	<u>10.7</u>	<u>85.7</u>	<u>5.7</u>	<u>69.7</u>
		MambaAD [15]	66.0	93.0	92.7	92.6	5.2	9.4	83.9	5.0	65.8
Hybrid		UniAD [35]	65.9	92.4	92.9	<u>93.6</u>	5.6	9.9	84.2	5.2	66.0
		RD++ [31]	70.4	94.2	92.7	92.6	<u>6.5</u>	<u>10.6</u>	84.1	<u>5.6</u>	<u>67.1</u>
		DesTSeg [44]	71.1	94.1	92.9	54.8	5.9	8.2	43.4	4.3	57.1
11Pig		Aug.	DRAEM [37]	52.4	89.4	94.0	47.2	0.5	1.1	22.2	0.5
	SimpleNet [27]		50.2	88.7	94.0	89.8	2.0	4.2	73.3	2.1	60.0
	CFA [21]		57.1	91.4	94.0	84.7	<u>9.7</u>	<u>17.7</u>	56.1	<u>9.7</u>	61.4
	Emb.	CFLOW-AD [14]	52.6	90.1	94.0	92.4	6.5	5.6	74.5	2.9	61.8
		PyramidalFlow [22]	50.9	89.4	94.0	91.3	2.6	5.7	71.5	2.9	60.4
		RD [10]	59.3	92.0	94.0	94.1	6.0	11.7	83.2	6.2	65.3
	Rec.	DiAD [16]	53.1	92.4	94.0	93.9	9.2	16.3	71.5	8.9	61.5
		ViTAD [40]	58.8	91.6	94.5	95.7	8.1	15.6	83.0	8.5	66.1
		InvAD [42]	72.2	94.9	94.6	96.8	17.6	25.1	87.6	14.3	72.0
		InvAD-lite [42]	66.3	<u>93.6</u>	<u>94.2</u>	96.1	<u>13.6</u>	<u>21.2</u>	<u>85.8</u>	<u>11.8</u>	<u>69.4</u>
		MambaAD [15]	63.5	92.9	94.0	95.1	8.8	15.5	83.8	8.4	67.1
	Hybrid	UniAD [35]	52.6	88.9	94.0	94.5	5.1	9.6	81.2	5.0	63.0
		RD++ [31]	60.8	92.4	94.0	94.5	6.5	12.7	83.6	6.8	65.9
		DesTSeg [44]	65.5	93.0	94.0	62.3	8.1	13.1	48.0	7.0	58.5
	12Zalika	Aug.	DRAEM [37]	50.4	87.0	92.9	40.9	0.9	2.2	17.0	1.1
SimpleNet [27]			50.4	86.8	92.9	84.1	2.5	5.0	57.9	2.5	57.0
CFA [21]			56.2	90.5	92.9	70.8	4.3	8.7	47.5	4.5	56.3
Emb.		CFLOW-AD [14]	53.0	88.4	92.9	86.0	4.4	7.0	55.4	3.6	58.2
		PyramidalFlow [22]	42.1	85.2	92.9	83.4	2.3	4.7	63.7	2.4	56.0
		RD [10]	56.8	91.0	92.9	87.3	5.0	8.3	69.2	4.3	61.3
Rec.		DiAD [16]	34.5	82.3	92.9	85.4	3.5	6.1	43.2	3.2	49.7
		ViTAD [40]	56.4	91.0	92.9	87.4	4.8	8.6	68.2	4.5	61.2
		InvAD [42]	61.2	92.2	92.9	90.2	9.4	15.5	75.4	8.4	64.9
		InvAD-lite [42]	58.6	91.2	92.9	88.9	<u>7.1</u>	<u>11.7</u>	<u>72.6</u>	<u>6.2</u>	<u>63.0</u>
		MambaAD [15]	58.6	<u>91.5</u>	92.9	86.8	4.7	8.0	68.0	4.2	61.4
Hybrid		UniAD [35]	50.8	88.9	92.9	86.8	3.8	6.7	67.9	3.4	59.4
		RD++ [31]	52.7	90.3	92.9	87.3	<u>5.5</u>	<u>8.8</u>	69.1	<u>4.6</u>	60.7
		DesTSeg [44]	50.7	88.9	92.9	52.8	4.7	6.0	38.8	3.1	51.5

Table A78: Benchmarked results on MAD_Sim dataset [46] by the suggested metrics in Sec. 3.3.

	Method	Image-level			Pixel-level			mAU-PRO	mIoU-max	mAD	
		mAU-ROC	mAP	mF ₁ -max	mAU-ROC	mAP	mF ₁ -max				
13Pheonix	Aug.	DRAEM [37]	48.9	89.6	94.3	51.2	0.6	1.6	27.8	0.8	49.0
		SimpleNet [27]	49.2	89.3	94.3	82.2	1.3	2.8	52.3	1.4	56.1
	Emb.	CFA [21]	56.9	91.0	94.4	66.2	1.6	4.6	50.0	2.4	55.7
		CFLOW-AD [14]	52.5	90.2	94.4	82.3	1.5	2.9	57.6	1.5	57.6
		PyramidalFlow [22]	44.6	86.1	94.3	78.0	1.1	2.5	61.6	1.2	55.4
	Rec.	RD [10]	52.1	90.1	94.4	83.5	2.2	3.3	69.3	1.7	59.2
		DiAD [16]	39.7	87.8	94.3	83.6	1.5	3.0	49.9	1.5	51.4
		ViTAD [40]	53.3	90.5	94.3	84.6	1.7	3.4	68.0	1.8	59.4
		InvAD [42]	64.2	92.8	94.6	87.5	3.7	8.2	77.4	4.3	64.0
		InvAD-lite [42]	56.3	91.9	94.5	86.0	3.1	4.6	74.2	2.3	61.4
		MambaAD [15]	57.5	92.1	94.4	83.4	2.7	3.4	69.8	1.7	60.6
	Hybrid	UniAD [35]	55.3	90.6	94.3	85.2	1.8	3.6	68.1	1.8	59.9
RD++ [31]		56.6	91.9	94.4	84.1	1.9	3.7	70.3	1.9	60.5	
DesTSeg [44]		56.9	92.0	94.3	52.9	2.3	4.8	35.7	2.5	52.5	
14Elephant	Aug.	DRAEM [37]	44.6	87.2	93.9	50.3	1.0	1.9	19.3	0.9	46.7
		SimpleNet [27]	48.0	87.8	93.9	71.8	1.8	4.0	49.8	2.0	54.2
	Emb.	CFA [21]	57.4	91.5	93.9	54.1	1.8	4.1	39.0	2.1	52.8
		CFLOW-AD [14]	55.8	91.3	93.9	68.1	2.2	3.5	49.6	1.8	55.6
		PyramidalFlow [22]	47.0	88.0	93.9	63.8	1.4	3.2	51.1	1.6	53.1
	Rec.	RD [10]	58.9	91.7	93.9	69.8	2.8	6.1	64.1	3.2	58.6
		DiAD [16]	65.8	94.4	93.9	74.3	2.0	3.9	45.9	2.0	54.3
		ViTAD [40]	57.0	91.9	93.9	70.7	3.1	7.2	64.2	3.7	58.6
		InvAD [42]	66.7	93.9	94.0	72.5	4.6	11.5	68.5	6.1	62.1
		InvAD-lite [42]	65.9	93.9	93.9	70.8	3.6	8.2	65.8	4.3	60.8
		MambaAD [15]	63.3	93.4	93.9	69.6	2.8	6.3	62.8	3.2	59.5
	Hybrid	UniAD [35]	58.2	91.5	93.9	69.5	2.2	5.1	62.2	2.6	58.0
RD++ [31]		58.7	92.3	94.0	70.2	2.9	6.5	63.3	3.3	58.7	
DesTSeg [44]		63.7	92.9	94.0	54.5	4.9	8.0	50.1	4.2	56.5	
15Parrot	Aug.	DRAEM [37]	52.1	86.0	91.8	48.6	0.8	1.8	18.7	0.9	47.1
		SimpleNet [27]	49.4	82.6	91.8	83.3	2.4	4.8	62.1	2.5	56.4
	Emb.	CFA [21]	57.1	89.2	91.8	65.9	2.3	4.8	48.2	2.4	54.8
		CFLOW-AD [14]	53.0	87.0	92.0	83.4	3.0	5.3	60.2	2.7	57.7
		PyramidalFlow [22]	59.2	86.3	92.2	80.0	2.2	4.7	59.7	2.4	57.9
	Rec.	RD [10]	50.7	86.7	92.0	84.0	3.2	6.9	67.1	3.6	58.4
		DiAD [16]	53.1	88.9	91.8	83.4	2.5	5.8	63.9	3.0	55.6
		ViTAD [40]	49.8	86.9	91.8	83.4	3.1	6.7	66.4	3.5	58.0
		InvAD [42]	53.9	88.6	92.0	86.6	6.6	14.5	74.0	7.8	61.8
		InvAD-lite [42]	50.0	87.3	91.8	85.4	4.6	9.6	69.8	5.0	59.4
		MambaAD [15]	49.9	86.8	91.8	83.9	3.2	6.3	65.1	3.3	57.9
	Hybrid	UniAD [35]	46.9	86.0	91.8	85.5	3.5	6.5	69.9	3.4	58.1
RD++ [31]		53.9	88.1	92.0	84.1	3.1	6.7	66.5	3.5	59.0	
DesTSeg [44]		54.4	88.4	91.8	52.7	4.9	6.0	25.8	3.1	50.3	
16Cat	Aug.	DRAEM [37]	53.8	90.8	94.3	51.5	0.5	1.6	27.3	0.8	49.9
		SimpleNet [27]	54.2	90.1	94.3	93.2	2.5	5.0	79.3	2.6	62.3
	Emb.	CFA [21]	53.5	90.3	94.4	71.8	1.4	4.9	42.5	2.5	54.8
		CFLOW-AD [14]	54.5	90.6	94.3	93.1	2.4	4.8	80.3	2.5	62.5
		PyramidalFlow [22]	46.7	87.7	94.4	91.7	1.7	4.1	74.2	2.1	59.6
	Rec.	RD [10]	49.3	88.8	94.3	93.6	3.0	6.1	84.3	3.1	62.1
		DiAD [16]	63.5	93.3	94.3	93.9	2.9	5.6	82.0	2.9	62.2
		ViTAD [40]	57.2	91.7	94.3	93.9	3.2	6.4	84.6	3.3	64.0
		InvAD [42]	57.8	92.4	94.3	94.4	5.1	10.7	86.2	5.6	65.3
		InvAD-lite [42]	56.8	91.4	94.3	94.3	3.9	8.0	85.6	4.2	64.4
		MambaAD [15]	53.7	90.3	94.3	93.9	3.2	6.5	84.5	3.4	63.2
	Hybrid	UniAD [35]	52.8	89.8	94.3	94.1	3.0	6.4	83.3	3.3	62.8
RD++ [31]		54.2	91.3	94.3	93.5	3.3	6.1	84.6	3.1	63.4	
DesTSeg [44]		54.8	90.7	94.3	57.7	1.6	4.5	45.0	2.3	53.6	

Table A79: Benchmarked results on MAD_Sim dataset [46] by the suggested metrics in Sec. 3.3.

	Method	Image-level			Pixel-level			mAU-PRO	mIoU-max	mAD	
		mAU-ROC	mAP	mF ₁ -max	mAU-ROC	mAP	mF ₁ -max				
17Scorpion	Aug.	DRAEM [37]	48.2	86.3	92.9	50.6	0.5	1.2	21.5	0.6	47.1
		SimpleNet [27]	52.6	88.2	92.9	83.8	1.5	3.0	55.5	1.5	56.9
		CFA [21]	63.8	92.1	93.1	76.6	3.2	6.8	46.9	3.5	58.2
	Emb.	CFLOW-AD [14]	62.4	91.7	92.9	89.5	3.3	4.8	67.4	2.5	61.8
		PyramidalFlow [22]	55.3	86.5	92.9	86.4	2.0	5.1	58.1	2.6	58.1
	Rec.	RD [10]	62.9	91.2	92.9	91.4	4.7	7.4	81.9	3.8	64.3
		DiAD [16]	70.9	94.4	93.9	87.4	2.1	4.1	56.6	2.1	58.5
		ViTAD [40]	59.1	89.8	93.1	91.1	3.3	7.2	77.2	3.8	62.7
		InvAD [42]	80.9	96.6	93.4	93.7	7.2	10.2	85.4	5.4	69.7
		InvAD-lite [42]	74.5	95.0	93.0	93.4	6.1	8.5	84.6	4.4	67.8
		MambaAD [15]	65.1	92.4	92.9	92.7	4.8	7.3	82.3	3.8	65.1
	Hybrid	UniAD [35]	70.1	93.4	92.9	92.2	5.7	9.1	81.1	4.8	66.2
		RD++ [31]	64.2	92.4	92.9	91.6	4.8	6.9	81.6	3.6	64.7
		DesTSeg [44]	70.0	93.8	93.1	62.6	4.3	8.0	48.8	4.2	58.3
	18Obesobeso	Aug.	DRAEM [37]	50.7	89.7	94.1	51.4	0.9	1.9	24.9	1.0
SimpleNet [27]			49.3	89.8	94.1	90.9	3.5	6.5	72.7	3.3	60.6
CFA [21]			61.4	92.8	94.1	78.8	12.4	18.1	60.4	10.0	62.6
Emb.		CFLOW-AD [14]	62.0	91.9	94.1	92.6	6.0	7.8	79.6	4.0	64.6
		PyramidalFlow [22]	62.9	93.1	94.1	93.5	5.5	10.6	79.8	5.6	65.4
Rec.		RD [10]	63.0	93.4	94.1	93.4	10.7	19.2	87.0	10.6	68.0
		DiAD [16]	92.2	99.0	95.2	95.8	13.2	21.9	84.5	12.3	71.7
		ViTAD [40]	66.9	94.4	94.1	94.2	16.5	24.1	88.1	13.7	70.4
		InvAD [42]	83.7	97.5	95.1	94.9	16.6	25.8	90.4	14.8	74.5
		InvAD-lite [42]	73.4	95.7	94.2	93.7	12.2	20.2	87.9	11.2	70.6
		MambaAD [15]	69.6	95.1	94.2	93.1	11.2	21.6	86.5	12.1	69.7
Hybrid		UniAD [35]	71.7	94.8	94.2	93.1	9.5	15.8	84.8	8.6	68.8
		RD++ [31]	67.0	93.2	94.2	93.1	7.9	15.6	86.0	8.4	67.7
		DesTSeg [44]	71.3	95.4	94.1	63.7	18.5	23.7	53.0	13.4	63.3
19Bear		Aug.	DRAEM [37]	52.3	88.6	93.3	48.7	0.6	1.3	19.1	0.6
	SimpleNet [27]		50.9	87.4	93.3	85.0	2.0	3.9	65.0	2.0	58.1
	CFA [21]		56.1	90.7	93.5	78.6	4.2	8.8	50.1	4.6	57.8
	Emb.	CFLOW-AD [14]	61.1	91.7	93.3	88.9	4.0	6.3	64.4	3.3	61.5
		PyramidalFlow [22]	53.6	89.5	93.3	87.3	3.1	5.7	61.6	2.9	59.1
	Rec.	RD [10]	61.5	92.1	93.6	90.8	5.6	10.0	76.1	5.3	64.0
		DiAD [16]	64.3	93.7	93.3	90.1	5.1	13.0	65.0	7.0	60.6
		ViTAD [40]	60.1	90.8	93.5	91.1	5.3	11.1	75.0	5.9	63.5
		InvAD [42]	71.0	94.5	93.8	92.5	11.7	18.3	81.2	10.1	68.7
		InvAD-lite [42]	67.9	93.4	93.4	92.2	11.2	17.0	78.8	9.3	67.3
		MambaAD [15]	63.5	92.3	93.5	91.2	7.2	12.7	75.9	6.8	64.9
	Hybrid	UniAD [35]	61.7	91.9	93.6	90.6	5.0	9.4	79.4	4.9	64.2
		RD++ [31]	64.9	92.9	93.5	90.9	6.5	11.2	76.6	5.9	65.0
		DesTSeg [44]	68.3	93.5	93.5	60.4	6.8	11.7	52.0	6.2	58.9
	20Puppy	Aug.	DRAEM [37]	51.7	86.3	92.7	47.5	0.5	1.0	17.2	0.5
SimpleNet [27]			55.6	88.5	92.7	83.1	1.3	2.6	55.6	1.3	57.3
CFA [21]			50.2	88.6	92.9	68.5	1.9	5.0	42.2	2.6	53.3
Emb.		CFLOW-AD [14]	59.0	90.3	92.7	84.9	2.0	4.4	56.5	2.2	58.8
		PyramidalFlow [22]	52.4	87.6	92.9	84.8	1.9	4.9	59.9	2.5	57.8
Rec.		RD [10]	50.9	89.0	92.7	87.0	3.5	5.6	66.1	2.9	59.0
		DiAD [16]	46.2	88.9	92.7	83.4	1.4	2.8	52.7	1.4	52.6
		ViTAD [40]	55.4	88.2	93.0	87.5	2.4	4.8	66.3	2.4	59.6
		InvAD [42]	61.9	92.0	92.9	89.7	5.7	9.7	73.8	5.1	63.5
		InvAD-lite [42]	55.2	90.0	92.7	87.9	3.7	5.9	69.1	3.0	60.5
		MambaAD [15]	48.8	87.3	92.7	86.6	2.3	4.9	64.6	2.5	57.9
Hybrid		UniAD [35]	56.7	90.2	92.7	87.2	4.5	10.8	70.9	5.7	61.6
		RD++ [31]	59.3	91.4	93.0	86.9	3.5	6.9	65.4	3.6	61.0
		DesTSeg [44]	57.5	91.4	92.9	55.2	11.9	11.7	37.9	6.2	54.9
Avg		Aug.	DRAEM [37]	48.8	88.1	93.8	47.9	0.7	1.5	20.0	0.8
	SimpleNet [27]		51.5	88.6	93.8	86.1	2.3	4.5	63.9	2.3	58.6
	CFA [21]		55.7	91.1	93.8	71.8	3.7	7.7	45.3	4.1	56.2
	Emb.	CFLOW-AD [14]	56.9	90.9	93.8	86.9	3.4	5.1	63.7	2.6	60.2
		PyramidalFlow [22]	49.0	88.1	93.8	84.4	2.4	5.0	62.7	2.6	57.8
	Rec.	RD [10]	57.9	91.3	93.8	88.3	4.4	8.2	73.7	4.3	62.3
		DiAD [16]	65.6	93.4	94.1	87.7	4.4	8.8	61.4	4.7	59.4
		ViTAD [40]	59.0	91.4	93.8	89.0	4.8	9.3	73.6	4.9	62.8
		InvAD [42]	70.4	94.5	94.0	90.7	8.9	15.3	79.1	8.4	67.4
		InvAD-lite [42]	65.3	93.4	93.9	89.7	6.6	11.4	76.4	6.1	65.1
		MambaAD [15]	61.4	92.4	93.8	88.3	4.8	9.0	73.0	4.8	63.2
	Hybrid	UniAD [35]	59.4	91.5	93.8	89.0	4.4	8.4	74.6	4.4	62.8
		RD++ [31]	58.6	91.7	93.8	88.3	4.4	8.1	73.2	4.2	62.4
		DesTSeg [44]	59.2	91.9	93.8	56.8	5.7	8.6	41.8	4.5	54.9

V Detailed Quantitative Results on Uni-Medical Dataset Under 300 epochs

Table A80: Benchmarked results on Uni-Medical dataset [40] by the suggested metrics in Sec. 3.3.

	Method	Image-level			Pixel-level			mAU-PRO	mIoU-max	mAD	
		mAU-ROC	mAP	mF_1 -max	mAU-ROC	mAP	mF_1 -max				
brain	Aug.	DRAEM [37]	53.0	84.2	90.6	28.7	2.0	6.2	5.7	3.2	43.3
		SimpleNet [27]	77.7	94.1	90.7	93.7	36.4	39.3	71.1	24.4	73.8
	Emb.	CFA [21]	67.0	90.8	90.6	45.2	6.2	7.4	7.5	3.8	49.7
		CFLOW-AD [14]	85.8	96.2	92.1	94.5	55.8	17.8	73.6	9.8	75.9
	Rec.	PyramidalFlow [22]	66.6	89.6	90.6	87.0	12.4	18.9	54.6	10.4	62.7
		RD [10]	85.0	95.4	92.1	96.4	45.6	49.0	82.3	32.5	79.6
	Hybrid	DiAD [16]	93.6	98.2	95.2	95.3	37.3	42.3	80.4	26.9	77.5
		ViTAD [40]	89.0	97.3	92.9	97.6	60.2	58.0	83.6	40.9	84.0
	Aug.	InvAD [42]	89.5	97.2	92.5	97.6	56.5	57.4	<u>85.6</u>	<u>40.3</u>	83.7
		InvAD-lite [42]	84.4	95.5	91.7	96.3	44.8	48.1	81.9	31.7	79.2
	Emb.	MambaAD [15]	91.9	98.0	93.5	97.6	56.6	58.0	86.4	<u>40.8</u>	84.6
		UniAD [35]	<u>90.2</u>	<u>97.6</u>	<u>92.9</u>	97.6	<u>58.8</u>	<u>57.2</u>	83.3	40.0	<u>83.9</u>
liver	Aug.	RD++ [31]	85.8	96.0	91.6	96.9	48.3	52.2	83.8	35.3	80.7
		DesTSeg [44]	80.4	93.8	91.2	82.1	49.3	51.0	55.4	34.2	74.0
	Emb.	DRAEM [37]	56.2	47.3	64.0	26.2	0.5	2.4	9.8	1.2	32.8
		SimpleNet [27]	52.5	44.7	62.3	96.8	<u>8.5</u>	13.7	86.9	7.4	52.3
	Rec.	CFA [21]	37.1	35.0	61.2	14.0	0.2	0.8	0.7	0.4	24.2
		CFLOW-AD [14]	63.8	54.0	63.5	96.0	2.9	5.7	87.8	2.9	54.3
	Hybrid	PyramidalFlow [22]	<u>65.7</u>	<u>56.1</u>	<u>65.7</u>	82.0	1.7	2.3	41.4	1.2	47.2
		RD [10]	55.4	45.4	64.1	96.5	5.3	10.0	90.6	5.3	52.8
	Aug.	DiAD [16]	65.8	60.1	63.9	96.9	7.6	13.9	91.5	7.5	<u>57.1</u>
		ViTAD [40]	63.5	54.5	<u>65.4</u>	97.8	<u>11.1</u>	<u>18.9</u>	<u>92.5</u>	<u>10.4</u>	<u>58.1</u>
	Emb.	InvAD [42]	62.5	52.1	65.2	96.8	6.8	12.6	<u>92.3</u>	6.7	56.0
		InvAD-lite [42]	56.4	46.1	63.5	96.1	4.8	9.3	89.7	4.9	52.7
Hybrid	MambaAD [15]	61.1	50.9	63.8	96.8	8.3	<u>15.5</u>	91.7	<u>8.4</u>	55.8	
	UniAD [35]	64.7	51.5	64.9	<u>97.1</u>	7.9	14.1	92.8	7.6	56.7	
retinal	Aug.	RD++ [31]	55.5	44.6	64.1	96.4	5.3	9.9	90.9	5.2	52.7
		DesTSeg [44]	74.8	72.4	66.0	87.6	38.6	41.8	84.5	26.4	67.1
	Emb.	DRAEM [37]	66.1	57.9	60.4	42.5	3.3	9.6	11.9	5.1	39.1
		SimpleNet [27]	87.3	87.1	77.1	94.2	62.8	58.0	79.6	40.9	78.7
	Rec.	CFA [21]	64.6	62.6	59.5	55.2	8.1	11.5	18.6	6.1	42.8
		CFLOW-AD [14]	87.4	85.5	76.3	95.6	60.0	55.5	83.7	38.4	78.4
	Hybrid	PyramidalFlow [22]	47.7	42.8	59.5	77.7	12.2	23.4	44.7	13.3	44.8
		RD [10]	88.8	86.7	77.7	96.4	65.7	60.6	86.6	43.4	80.9
	Aug.	DiAD [16]	89.2	87.5	79.0	95.7	62.7	58.3	84.3	41.2	79.5
		ViTAD [40]	92.0	90.0	82.0	95.5	69.3	63.8	83.3	46.8	83.0
	Emb.	InvAD [42]	<u>92.1</u>	90.6	<u>82.1</u>	97.2	72.9	66.5	89.0	49.8	84.8
		InvAD-lite [42]	<u>92.1</u>	<u>90.2</u>	<u>82.8</u>	96.1	66.5	61.8	85.7	44.7	82.9
Hybrid	MambaAD [15]	93.8	87.9	86.6	95.9	64.2	64.7	85.5	47.8	<u>83.5</u>	
	UniAD [35]	86.2	80.7	74.8	94.9	50.4	52.7	81.2	35.8	75.2	
Avg	Aug.	RD++ [31]	90.3	87.7	79.9	<u>96.7</u>	<u>69.5</u>	<u>63.8</u>	<u>87.5</u>	46.9	82.7
		DesTSeg [44]	90.9	88.9	81.9	80.0	64.0	58.7	58.5	41.6	76.3
	Emb.	DRAEM [37]	58.5	63.2	71.7	32.5	2.0	6.1	9.1	3.2	38.4
		SimpleNet [27]	72.5	75.3	76.7	94.9	35.9	37.0	79.2	24.2	68.3
	Rec.	CFA [21]	56.3	62.8	70.4	38.1	4.8	6.6	8.9	3.4	38.9
		CFLOW-AD [14]	79.0	78.5	77.3	95.4	39.6	26.3	81.7	17.0	69.5
	Hybrid	PyramidalFlow [22]	60.0	62.8	71.9	82.2	8.8	14.9	46.9	8.3	51.5
		RD [10]	76.4	75.8	77.9	96.4	38.9	39.8	86.5	27.0	71.1
	Aug.	DiAD [16]	82.9	<u>81.9</u>	79.4	96.0	35.9	38.2	85.4	25.2	71.4
		ViTAD [40]	81.5	<u>80.6</u>	<u>80.1</u>	<u>97.0</u>	<u>46.8</u>	<u>46.9</u>	86.5	<u>32.7</u>	75.0
	Emb.	InvAD [42]	81.3	80.0	79.9	97.2	<u>45.4</u>	<u>45.5</u>	89.0	32.3	74.8
		InvAD-lite [42]	77.6	77.2	<u>79.3</u>	96.2	38.7	39.7	85.7	27.1	71.6
Hybrid	MambaAD [15]	82.3	78.9	81.3	96.7	43.0	46.1	<u>87.9</u>	32.4	74.6	
	UniAD [35]	80.4	76.6	77.5	96.5	39.0	41.3	85.8	27.8	71.9	
Aug.	RD++ [31]	77.2	76.1	78.5	<u>96.7</u>	41.0	41.9	<u>87.4</u>	29.1	72.0	
	DesTSeg [44]	<u>82.0</u>	85.0	79.7	83.2	50.6	50.5	66.1	34.1	72.4	