

TRINS: Towards Multimodal Language Models that Can Read

Ruiyi Zhang¹, Yanzhe Zhang², Jian Chen³, Yufan Zhou¹, Jiuxiang Gu¹,
Changyou Chen³, Tong Sun¹

¹ Adobe Research ² Georgia Institute of Technology ³ State University of New York at Buffalo
{ruizhang}@adobe.com

Abstract

Large multimodal language models have shown remarkable proficiency in understanding and editing images. However, a majority of these visually-tuned models struggle to comprehend the textual content embedded in images, primarily due to the limitation of training data. In this work, we introduce TRINS: a Text-Rich image¹ INSTRUCTION dataset, with the objective of enhancing the reading ability of the multimodal large language model. TRINS is built upon LAION² using hybrid data annotation strategies that include machine-assisted and human-assisted annotation processes. It contains 39,153 text-rich images, captions, and 102,437 questions. Specifically, we show that the number of words per annotation in TRINS is significantly longer than that of related datasets, providing new challenges. Furthermore, we introduce a simple and effective architecture, called a Language-vision Reading Assistant (LaRA), which is good at understanding textual content within images. LaRA outperforms existing state-of-the-art multimodal large language models on the TRINS dataset, as well as other classical benchmarks. Lastly, we conducted a comprehensive evaluation with TRINS on various text-rich image understanding and generation tasks, demonstrating its effectiveness.

1. Introduction

Instruction tuning [9, 38] has shown a great generalization ability on unseen tasks and has contributed to the growing popularity of large language models (LLMs), such as ChatGPT [37]. Recently, multimodal language models benefit from visual instruction finetuning [1, 18, 19, 28, 63], and have shown great success in real-world applications. These models leverage visual encoders such as CLIP-ViT [12, 39] to empower LLMs with image comprehension ability. However, challenges arise in comprehension of textual information within images, which may stem from the preva-

lence of natural images in training datasets, such as Conceptual Captions [5] and COCO [26]), as highlighted by Liu et al. [30]. Recognizing the importance of visual textual understanding for effective collaboration between agents and humans, Zhang et al. [62] proposed enhancing end-to-end visual instruction-tuned models by introducing noisy Optical Character Recognition (OCR) annotations to improve vision-language alignment. In this work, we surpass existing achievements and collect a new Text-Rich image INSTRUCTION dataset named **TRINS**, which contains 39,153 text-rich images, captions, and 102,437 questions.

TRINS is created in a semi-automatic manner for a more controllable and faithful collection. Specifically, we exploited large-scale pre-trained models such as CLIP [40] and GPT-4 in the annotation process. This semi-automatic process significantly reduces the time and resources required for manual annotation and surprisingly improves the overall quality of annotations. TRINS dataset is composed of three datasets for captioning, visual question answering (VQA), and image generation, respectively. Specifically, human-annotated captions for text-rich images are first collected because they can best translate text-rich images into texts. During this process, extracted OCR words and recognize-anything model tags are provided to the annotators for better and efficient annotations. With detailed image descriptions, VQA data is built and fulfilled by large language models, such as GPT-4 [37] and LLaMA-2 [51]. In detailed statistics and analysis, we found that both annotated captions and collected question-answer pairs are more comprehensive and contain significantly more details than the existing dataset. Therefore, we show the superior advantage of TRINS compared to existing instruction fine-tuning datasets. As a by-product, high-quality image-caption pairs can serve as a good benchmark for text-rich image generation, which is still a very challenging task [6]. At the same time, we propose a new, simple, and effective multimodal language model architecture that includes OCR as a component. We call it Language-vision Reading Assistant (LaRA) and show that LaRA fine-tuned on TRINS brings the best text-rich image understanding ability. Our contributions are as follows:

¹In this work, we use the phrase “text-rich images” to describe images with rich textual information, such as posters and book covers.

²Work done during Q3 2023.

- We introduce a novel dataset (TRINS) containing 39,153 captions and 102,437 high-quality text-rich image instruction pairs. TRINS is annotated with a novel semi-automatic annotation framework that is scalable and reliable.
- We develop several evaluation benchmarks for text-rich image understanding and generation tasks. Various methods are evaluated on TRINS, demonstrating the effectiveness of the dataset.
- The TRINS datasets are high-quality and comprehensive, which is reflected not only in the dataset statistics but also from the results of multiple baseline models. Especially, our proposed LaRA finetuned on TRINS outperforms existing state-of-the-art methods on text-rich image understanding tasks.

2. Related Work

Multimodal Instruction Tuning Multi-modal instruction tuning, including image, video [32, 59], and audio [16, 58] settings, has been an active research topic. MiniGPT-4 [63] uses ChatGPT to generate high-quality instruction-following data, while LLaVA [28] generates such data by prompting GPT-4 with captions and bounding boxes. LLaMA-Adapter [14, 60] aligns text-image features using COCO data, and mPLUG-owl [56] combines extensive image-text pairs for pretraining and a mixture of data for finetuning. Despite this, many models, according to Liu et al. [30], struggle with OCR tasks. InstructBLIP [10] addresses this by transforming 13 vision language tasks into an instruction-following format. mPLUGOwl [55, 56] apply multitask instruction finetuning using existing document datasets. A comprehensive survey is available in Li et al. [20]. LLaVAR [62] exploits GPT-4 to collect fine-tuning data without human annotations using OCR and captioning tools. It discovered that resolution plays a significant role in recognizing textual information and explored several options. Monkey [24] performed a surgery between simple text labels and high input resolution, enabling remarkable performance in visually-rich document images with dense text. TRINS exploits human-machine collaboration for data annotation and can provide more accurate information, reducing the problem of hallucination.

Text-Rich Image Datasets Visual question answering or captioning datasets are widely used in task-specific finetuning and large multimodal model evaluation. TextCap [46] is the first text-rich image captioning dataset. Compared to TextCap, TRINS-Cap provides more detailed annotations that can fulfill the requirement of instruction finetuning. TextOCR [48] aims to comprehend text in the context of an image, which is similar to our motivation but focuses more on text recognition in images instead of understanding. ST-VQA [13] uses spatial and textual information to answer visually grounded questions, effectively integrating visual

Dataset	Year	Size	Annotation Type
OCR-VQA	2019	200K	QA (👤)
TextVQA	2019	45K	QA (👤)
TextCap	2020	140k	Caption (👤)
TextOCR	2021	145k	Text Bbox (👤)
DocVQA	2020	50k	QA (👤)
		40k	Caption (👤)
TRINS (Ours)	2023	100k	QA (👤 + 👤)
		40k	Text Bbox (👤)

Table 1. Comparison between TRINS and other related datasets.

and textual cues. OCR-VQA [36] focuses on incorporating optical character recognition (OCR) into visual question answering (VQA), which operates primarily on text within images. TextVQA [47] also takes advantage of the textual information present in the images to answer questions, but with an emphasis on open questions. DocVQA takes this one step further by applying VQA to document images, handling a variety of layouts and formats. InfoVQA [35] and ChartQA [33] focus on specific subdomains and aim to answer questions about information graphics and chart images, respectively. In summary, these related works provide datasets for leveraging spatial and textual cues. TRINS-VQA is a dataset that exploits the semi-automatic annotation process. It can be used for general domain instruction finetuning and model evaluations.

3. Text-Rich Image Instruction Dataset

To equip multimodal language models with the ability to recognize text and relate it to its visual context, we have curated a new dataset named Text-Rich Instruction (TRINS). The ultimate goal is to enable these models to have spatial, semantic, and visual reasoning between multiple text tokens and visual entities. In this section, we present TRINS, a dataset crafted through a semi-automatic process. Specifically, we leverage large-scale pre-trained models like CLIP [40] and GPT-4 in the annotation process, offering potential advantages: (i) Significant reduction in annotation time and resources: using these models significantly reduces the time and resources required for manual annotation. (ii) Enhancement of annotation data quality through post-processing: the involvement of large models contributes to improving the overall quality of annotation data through subsequent post-processing. (iii) Functionality of large models as knowledge bases: large models can serve as effective knowledge bases, aiding in the annotation process by virtue of their extensive training in diverse datasets.

We first outline the document image collection process for TRINS, utilizing CLIP models. Then, we present data statistics to facilitate a comprehensive understanding. We delve into three distinct tasks derived from the TRINS dataset in detail: i) TRINS-Cap: Visual Captioning, ii) TRINS-VQA:

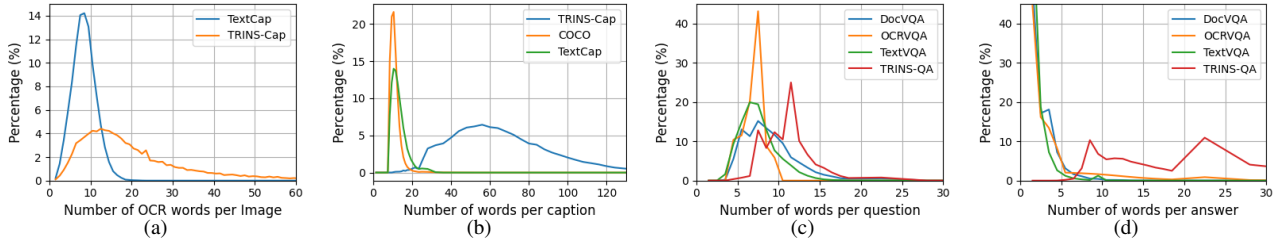


Figure 4. OCR word (a), Caption (b), Question (c) and Answer (d) statistics for TRINS.

texts is presented in Figure 3b. Figure 4a illustrates the distribution of OCR words per image, indicating that most of the images in TextCap have fewer than 10 words, while the TRINS images average 31.4 OCR words. Recognizing texts within TRINS images is more challenging because of the presence of numerous small words. In summary, TRINS images encompass rich visual content, seamlessly integrating textual information into the image context.

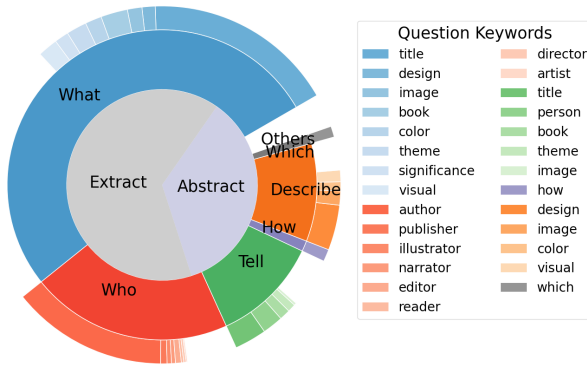


Figure 5. Question type statistics based on key words.

3.2. Annotation Details

Annotator Selections All annotators (with the tag *100% Job Success* and *Top Rated Plus*) are native English speakers and have experience with document annotations. We first asked all annotators to annotate a 200-image set and provided them with detailed annotation guidelines with multiple examples. In addition, we use Labelbox as an annotation tool and set quality control questions.

Heuristic Filters We first use EasyOCR to extract texts from images and retain text phrases with more than three characters, a height greater than 5% of the canvas height, and a confidence score greater than 0.1. For each phrase retrieved, we employ an edit distance-based string matching algorithm (due to potentially erroneous OCR results) to search for its optimal matching substrings within the human-generated caption. The average score for all extracted phrases serves as a metric.

Manual Reviews We accept annotations with high metric scores and reject the lowest for rework. We manually review other annotations.

Sensitive Images We combined neural models with hu-

man efforts to filter the images. The first step involves an initial data filtering by 2-3 individuals to filter out sensitive images for training. The second step involves hiring additional people to perform a further screening on the data. We engaged annotators from various countries to check the selected images.

3.3. TRINS-Cap: Text-Rich Image Captioning

Annotation Process TRINS-Cap is a dataset fully annotated by human annotators. We hired 20 native English speakers with experience in document annotation through Upwork. The annotation process, conducted in LabelBox, involved a total of 2,079 hours to annotate 40,576 text-rich images, with an additional 159 hours allocated for result review. After filtering low-quality annotations and addressing missing images, we obtained a final set of 39,153 image-annotation pairs. The dataset is partitioned into train, validation, and test splits with sizes of 29,153, 5,000, and 5,000, respectively. All annotations undergo an initial automated review that involves matching the OCR words with the annotations. Subsequently, human evaluators conduct a thorough review, rejecting annotations with errors, and prompting annotators to rework them for enhancement. We provide comprehensive annotation instructions to all annotators to ensure that each annotation includes: (i) detailed descriptions of visual components. (ii) describe texts' location, attributes, and put texts into annotations. (iii) optional insights or abstract descriptions.

Statistics and Analysis The primary objective of the annotation process is to facilitate a human or machine's full comprehension of the information conveyed in the image without direct viewing. Consequently, the average annotation length for TRINS is 65.1 words, significantly exceeding that of COCO (10.6 words) and TextCaps (12.4 words). Figure 4b shows the caption length distributions for TRINS-Cap, COCO, and TextCap, demonstrating the comprehensive nature of the TRINS-Cap annotations. TRINS with more contexts can generally provide a better description of complex images, where short captions are insufficient. Hence, LLMs fine-tuned on TRINS can better understand images with complex texts and layouts, which has been further verified in Section 5.

3.4. TRINS-VQA: Multimodal Question Answering

The annotation process for question answering is inherently complex, primarily due to the necessity for annotators to generate high-quality questions. Creating an effective question is more challenging than providing an answer. As a result, annotators frequently gravitate toward formulating concrete and extractive questions (e.g., “Who is the author of this book?”) rather than abstract ones (e.g., “How does the design of the book cover reflect the content of the book?”). We introduce semi-automatic annotation methods to generate high-quality visual question-answering data for TRINS-VQA. This dataset is designed to train general vision language assistants through instruction fine-tuning, and its benefits on model performance are evaluated in Section 5.1. TRINS-Cap, on the other hand, serves as human-assisted annotations, offering a comprehensive but non-instructive dataset for fine-tuning. To utilize the wealth of high-quality annotations available, we incorporated semi-automatic annotation by using large language models (LLMs) such as OpenAI’s GPT-4 [37] and Llama-70B [50, 51] to enhance our data annotation pipeline. OCR results and detailed descriptions of each image are provided to LLMs. Furthermore, high-quality human-crafted demonstrations and detailed annotation rules are provided to LLMs. One demonstration focused on extract questions, while the other emphasized abstract questions, creating a more balanced dataset.

Human Annotations To facilitate a robust evaluation of model performance, we hired 10 Upwork annotators, whose native language is English, to annotate the test dataset, following a methodology similar to previous work [13, 34, 47]. The test dataset comprises 5,000 images with 18,764 question-answer pairs. These data collected are used exclusively for evaluation purposes.

Statistics and Analysis Building upon prior research [28, 49, 53], we provide visualizations of instructions in Figure 5 based on question keywords. The inner cycle illustrates the distribution of the first word in the questions, while the outer cycle presents extracted keywords determined by carefully designed heuristics. Types of questions are categorized according to keywords found in questions.

In Figure 4c and 4d, we present statistics on the number of words per question-answer pair, comparing them with previous work. Generally, the average length of questions for TRINS-VQA is 10.5, surpassing that of DocVQA (8.3), OCR-VQA (6.5), and TextVQA (7.1). Surprisingly, the average answer length for TRINS is 23.9, significantly longer than related datasets (all less than 4). This discrepancy arises from TRINS containing more abstract questions that typically have longer answers. Similarly, the dataset is divided into train, validation, and test splits. For extract questions, the accuracy of the answers is calculated similarly to Liu et al. [28], while for abstract questions, generation metrics

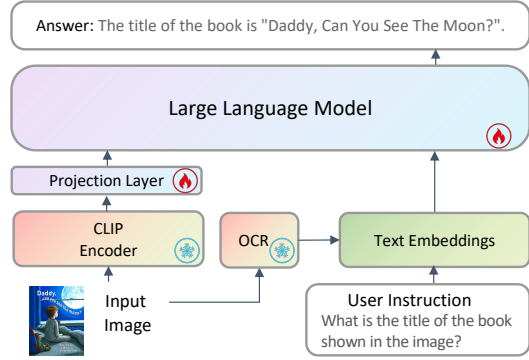


Figure 6. Model overview of the LaRA. The CLIP model processes the input image to generate patch-wise features. These features then serve as input to a projection layer, yielding visual tokens. Concurrently, an OCR tool extracts textual data from the image, which is then merged with the user instruction.

such as BLEU scores are used to assess the quality of the answers.

The question-answering and instruction data we obtain are extensive, encompassing a balanced mix of extract and abstract questions. This includes detailed descriptions, summaries, question-answer pairs, tasks that promote creativity and the generation of novel thoughts, and conversational tasks. The dataset spans a diverse range of concepts, ranging from visual presentation and visual language relations to intricate reasoning tasks. Compared to previous methods [28], captions generated by models such as BLIP-2 [22] exhibit less informativeness than detailed human annotations, as demonstrated in Section 5.2. Additionally, captioning models may be susceptible to hallucinations [42], a concern mitigated in TRINS, which provides more comprehensive and reliable visual descriptions. Although OCR tools are robust, they can introduce noisy information. To address this, we utilize both the [Azure Read API](#) and [PaddleOCR](#) to extract text information. We added the potential unreliability in our system prompts to LLMs, instructing them to generate questions with assured answers. Ultimately, we directly leverage the responses from large language models (LLMs) to construct TRINS-VQA. The quality of the instruction data can be further enhanced through self-alignment [23] or by seeking verification from human annotators. Although this has not been explored in this work, we leave it as a potential direction for future research.

4. The Language-vision Reading Assistant (LaRA) Model

To verify our data, we adopt a simple architecture based on LLaVA [28] for language-vision reading assistant, as illustrated in Figure 6. A low-resolution visual encoder is a significant bottleneck for extracting textual information from images [62]. On the contrary, a high-resolution visual en-



Question: Can you describe the design of the book cover?

GT: The book cover is quite vibrant and engaging. The title, "Explore Your World: Weird, Wild, Amazing!" is written in large, white fonts that span across the top and bottom of the cover, making it immediately eye-catching. The author's name, Tim Flannery, is prominently displayed, and the illustrator, Sam Caldwell, is credited on the right side of the cover. The background of the cover is filled with various animals, adding a dynamic and exciting element that would likely appeal to children.

Qwen-VL-Chat: The book cover is a black background with various colorful illustrations of animals such as a crocodile, alligator, penguin, and snake in white and green. The title "Weird Wild, Amazing!" is written in white letters with a yellow border at the top. The author's name "Tim Flannery" is written in white letters above the title, and the publisher's name "Explore Your World" is written in green letters below the title. The cover also has a winner sticker for the Environment Children's Literature.

mPLUG-Owl2: The book cover features a colorful design with a blue background and a yellow bird. The text on the cover is written in a fun and playful font, emphasizing the title "Tim Flannery: Explore Your World Weird Wild Amazing."

GPT-4V: The book cover features a collage of various whimsical and colorful creatures, reminiscent of a style one might find in a children's book. The title "Weird, Wild, Amazing!" is prominently displayed at the center top in large, playful, and colorful lettering, which suggests the book may be about the variety and eccentricity of life on Earth. Below the title, the text "Explore Your World" is in a smaller font, inviting the reader to discover the contents. The name "Tim Flannery" appears above the title, indicating the author, with the descriptor "Explore Your World" just below the title. The art by Sam Caldwell is acknowledged at the bottom right, and there's a badge on the bottom left corner stating "Winner Environment Award for Children's Literature," which suggests the book has been recognized for its contribution to environmental education. The background is dark, which makes the bright colors of the animals and other elements stand out. The animals appear to be drawn in a stylized and engaging manner, with expressions and poses that give them character and life. The overall design is vibrant and seems to be targeting a young audience, promising education through fun and engagement with the natural world.

LaRA: The book cover features the title "Weird, Wild, Amazing!" in bold letters, with the author's name, Tim Flannery, mentioned at the top. The backdrop of the cover includes illustrations of various animals, suggesting that the book may be about wildlife or exploration.

Figure 7. Examples generated by different multimodal language models on the abstract TRINS-VQA benchamrk.

coder generates an excessive number of patches, drastically impacting model efficiency. Our conviction is that a low-resolution visual encoder is designed to capture visual information more effectively, including layouts. In contrast, a considerably smaller OCR tool is employed to extract text from high-resolution images. Instruction-tuning on TRINS could serve as an effective method of training LLMs to better align OCR texts and extract visual features. In addition, LLMs can autonomously rectify errors generated by OCR tools. For the visual encoder V , we employ CLIP-ViT-L/14-336 at a resolution of 336×336 . The grid features before the last transformer layer are then mapped into the word embedding space of the language decoder using a trainable projection matrix W . Regarding the language decoder D , we utilize Vicuna-1.5-13B [8], a language model tuned for instructions through LLaMA 2 [50].

We follow the two-stage training design of LLaVA but adopt the pre-trained projection layer of LLaVAR [62]. Training targets remain similar: generating *output responses* ($\langle res \rangle$) for the *input instructions* ($\langle ins \rangle$), alongside OCR results ($\langle ocr \rangle$). The transformed image tokens ($\langle img \rangle$) are introduced before or after the first input instruction randomly when building the instruction finetuning data. During the finetuning stage, both the projection matrix W and the language decoder D are trained. We consolidate our nearly 90K visual question-answering data with the 158K instruction-following data from LLaVA to form the training set. It should be noted that the visual encoder remains frozen throughout the training period. Compared with previous approaches, LaRA incorporates OCR words as part of the input, a simple way to enhance visual text understanding.

5. Experiments

In this section, we present three downstream tasks based on the TRINS dataset and outline their evaluation metrics. The proposed method LaRA is used in both the text-rich

Method	Recog.	VQA ^S	VQA ^D	KIE	Final Score
Gemini	215	174	128	134	651
GPT-4v	167	163	146	160	636
Monkey	174	161	91	88	514
mPLUG-Owl2	153	153	41	19	366
LLaVAR	186	122	25	13	346
LLaVA1.5-13B	176	129	19	7	331
mPLUG-Owl	172	104	18	3	297
MiniGPT-V2	124	29	4	0	157
LaRA	211	147	85	105	548

Table 2. Results of LMMs on OCRBench. Recog. represents text recognition, VQA^S represents Scene Text-Centric VQA, VQA^D represents Document-Oriented VQA.

image summarization and visual question-answering tasks. All experiments were conducted on NVIDIA A100 80GB GPUs. In fine-tuning, we use a cosine annealing schedule with an initial learning rate of $2e^{-5}$ and a batch size of 32.

5.1. TRINS-VQA: Text-Rich Image Visual Question Answering

We first performed experiments to evaluate the zero-shot performance of LaRA on classical benchmarks [28, 54]. The results are reported in Table 2 and Table 10. The proposed LaRA model exhibits significant performance improvement across all the datasets compared to other models. Even without OCR, LaRA outperforms other models in most cases, highlighting its robustness and effectiveness in handling visual question-answering tasks. The inclusion of OCR in LaRA further enhances performance, suggesting that Large Language Models (LLMs) can proficiently utilize textual information. However, the ability to directly extract text from images remains limited. LaRA, with its simple structure, significantly boosts model performance on text-rich images, offering an alternative solution to overcome the limitations of pre-trained image encoders. We further evaluate different

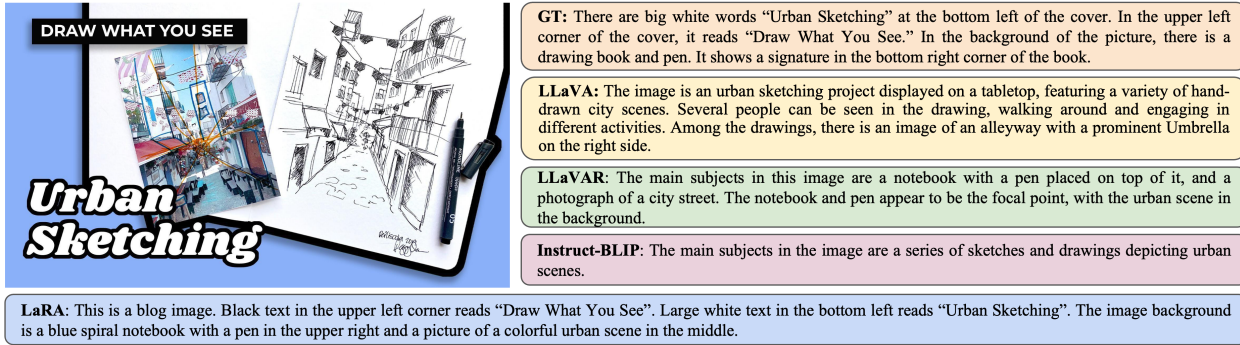


Figure 8. Examples generated by different multimodal language models on the TRINS-Cap benchmark.

Method	Resolution	Extract Accuracy	Abstract						
			B@1	B@2	B@3	B@4	METEOR	ROUGE	CIDEr
Instruct-BLIP [11]	224 ²	43.9	13.5	9.2	6.7	5.2	8.9	16.7	23.5
Mini-GPTv2		15.3	29.4	19.4	13.8	10.4	17.2	28.7	44.3
mPLUG-Owl2 [57]	448 ²	61.0	35.9	25.5	19.3	15.2	17.7	38.0	97.2
Qwen-VL [3]		63.6	40.2	27.3	19.9	15.2	20.4	36.4	79.4
LLaVA [28]	336 ²	23.7	33.1	20.9	14.4	10.5	18.0	31.8	48.2
LLaVAR [62]		51.7	38.0	25.9	19.1	14.7	17.4	35.6	84.9
LLaVAR w/ OCR		58.1	40.3	28.0	20.9	16.3	18.7	37.3	97.3
LLaVA 1.5 [27]		38.8	29.8	20.9	15.8	12.6	20.8	34.9	40.7
LLaVAR (finetuned)		61.2	45.3	31.9	23.9	18.7	20.4	39.6	104.7
LaRA		62.8	45.1	34.2	27.3	22.6	21.9	46.5	186.6

Table 3. Results of different models on TRINS-VQA for text-rich image question-answering tasks.

methods on the TRINS-VQA dataset, as shown in Table 3. For extraction questions, we use the same metric as Wu et al. [54]. For abstract questions, where the answer is typically a longer sentence, we evaluate them based on text similarity metrics such as BLEU [25], ROUGE [25], and CIDEr [52]. In zero-shot inference, LLaVAR with OCR exhibits the best performance, reinforcing the importance of extracting textual information. Furthermore, mPLUG-Owl2 and Qwen-VL perform well and represent the best methods in extract question evaluations, showing that a high-resolution encoder can significantly improve model performance. Instruct-BLIP demonstrates good performance on extract questions, but did not fare as well on abstract questions, given that the answers provided are usually short and concise. Figure 7 shows an example of the responses of different methods on the abstract TRINS-VQA dataset, and more examples can be found in the Appendix D. Qwen-VL includes all details but does not provide high-level insights, such as the ground-truth annotation. Both mPLUG-Owl2 and GPT-4V suffer from hallucination issues.

5.2. TRINS-Cap: Text-rich image Captioning

In our experiments on TRINS-Cap, we ask large multimodal models to generate summaries based on text-rich images. The data set was divided into train, validation, and test sets. We compared LaRA with popular baselines, including InstructBLIP [11], Mini-GPT4 [63], LLaVA [28],

LLaVAR [62], mPLUG-Owl2 [56] and Qwen-VL [3]. Given that BLIP-2 faced challenges in generating comprehensive and meaningful results for text-rich images, we considered InstructBLIP as an alternative. For all methods, we randomly selected three prompts from ten as instructions for the model (details provided in the Appendix C.1).

Table 4 presents the results of different methods in terms of classical captioning metrics. Models with enhanced visual text understanding generally outperform general multimodal models, such as LLaVA, Mini-GPT4, and Instruct-BLIP. LaRA (zero-shot) refers to the LaRA model fine-tuned on the TRINS-QA dataset and demonstrates improved performance. Comparison of fine-tuned LaRA variants indicates that text recognition ability is still limited for OCR-free methods, suggesting that the CLIP encoder or feature projection process may cause visual information loss. Addressing this limitation may involve employing a better trained encoder on text-rich images or designing a more carefully crafted architecture, a direction we leave for future exploration. When fine-tuned with TRINS-Cap, LaRA exhibits much better performance, underscoring the importance of high-quality human-annotated data. Figure 8 shows examples of different models on the TRINS-Cap benchmark. It shows the great capability of LaRA in recognizing text and relating it to its visual contexts, demonstrating the effectiveness of the TRINS dataset.

Method	Backbone	B@1	B@2	B@3	B@4	METEOR	ROUGE	CIDEr
mPLUG-Owl2 [57]	Llama-2-7B	4.9	3.2	2.3	1.7	8.7	19.6	4.5
Instruct-BLIP [11]	Vicuna-7B	13.4	8.5	5.7	4.1	9.2	17.9	5.7
Qwen-VL [3]	Qwen-7B	28.8	18.4	12.2	8.6	14.1	24.3	16.6
Instruct-BLIP [11]		15.9	9.9	6.4	4.4	9.6	18.6	8.0
Mini-GPT4 [63]		31.1	16.1	8.6	5.0	11.4	20.8	6.3
Mini-GPT-v2 [7]	Vicuna-13B	27.9	14.7	8.0	4.8	10.8	20.9	7.3
LLaVA [28]		35.1	18.2	9.5	5.4	13.2	22.2	8.8
LLaVAR [62]		18.9	11.2	7.2	5.0	10.8	20.1	11.4
LLaVA 1.5 [27]		31.1	16.4	9.5	6.1	11.9	21.8	15.4
LLaVAR w/ OCR	Vicuna-13B	21.4	13.1	8.8	6.4	12.0	22.2	13.0
LaRA (zero-shot)		29.3	19.1	12.9	9.2	14.8	26.3	21.3
LLaVAR (fine-tuned)	Vicuna-13B	36.5	25.4	18.0	13.4	17.8	32.4	35.7
LaRA		37.7	26.4	18.9	14.2	18.4	33.2	46.7

Table 4. Results of different models on text-rich image captioning tasks.

5.3. Additional Experiments

Performance on general visual tasks after TRINS fine-tuning. We adopted the evaluation protocols of MiniGPT-v2 [7] and compared LaRA with LLaVA [28] on traditional visual question answering benchmarks in table 5. LaRA shows a comparable performance on knowledgeability and better performance on reasoning and spatial awareness. This further verifies the effectiveness of the TRINS dataset, demonstrating that fine-tuning on text-rich images does not degrade performance on natural images, but instead enhances the results.

	OKVQA	GQA	VSR	VizWiz
LLaVA [28]	57.8	41.3	51.2	45.0
LaRA	58.1	42.4	53.0	53.1

Table 5. Quantitative Results on the public visual benchmarks.

Metrics	ControlNet	DeepFloyd	TextDiffuser
FID (↓)	51.59	49.96	51.26
CLIP Score (↑)	0.3717	0.3917	0.3707
OCR Acc. (↑)	0.4241	0.2192	0.5027

Table 6. Empirical Results on TRINS-Gen (easy) benchmark.

Text-to-document generation Diffusion-based text-to-image generation has shown great success, while precise textual renderings remain a big challenge. TextDiffuser introduced the MARIO-Eval benchmark, drawing from works such as DrawBench [43] and DrawTextCreative [29]. However, most text prompts in MARIO-Eval are short and cannot serve as a good evaluation dataset to handle complex real-world human instructions. We take advantage of human annotations from TRINS-Cap and build the TRINS-Gen benchmark. It is still difficult to render too many words in a single image [6]. In response to this, we filter out images with more than 20 OCR words, resulting in a curated set of 2,104 images. We divide these images into two sets (easy

and difficult) based on the number of OCR words and the length of the longest OCR string per annotation, where all text prompts in the easy set have less than 9 OCR words. We evaluated existing methods using their public checkpoints and reported the results in Table 6 and detailed results in Table 9 (Appendix C.3).

Text Prompts: The image is a book cover for 'Abandoned San Diego' by Jessica D. Johnson, featuring a background image of an abandoned house.



Figure 9. Examples generated by different text-to-image models on the TRINS-Gen benchmark.

6. Conclusions

Despite the challenges posed by the prevalence of natural images in training data, the significance of visual textual understanding cannot be understated. In this paper, we introduce TRINS, a Text-Rich Image INSTRUCTION dataset, comprising a diverse collection of text-rich images, captions, and questions. This dataset, created through a semi-automatic process leveraging large-scale pre-trained models, not only significantly reduces annotation time but also elevates annotation quality. Furthermore, we propose a novel multimodal language model architecture, LaRA, which incorporates OCR as a pivotal enhancement for text-rich image understanding. We anticipate that continued progress in multimodal language model architectures, fine-tuning techniques, and the expansion of diverse, text-rich datasets like TRINS will push the boundaries of visual textual understanding. This, in turn, will facilitate more efficient collaboration between humans and agents, potentially revolutionizing numerous real-world applications.

References

- [1] Jean-Baptiste Alayrac, Jeff Donahue, Pauline Luc, Antoine Miech, Iain Barr, Yana Hasson, Karel Lenc, Arthur Mensch, Katherine Millican, Malcolm Reynolds, et al. Flamingo: a visual language model for few-shot learning. *Advances in Neural Information Processing Systems*, 35:23716–23736, 2022. [1](#)
- [2] Anas Awadalla, Irena Gao, Joshua Gardner, Jack Hessel, Yusuf Hanafy, Wanrong Zhu, Kalyani Marathe, Yonatan Bitton, Samir Gadre, Jenia Jitsev, Simon Kornblith, Pang Wei Koh, Gabriel Ilharco, Mitchell Wortsman, and Ludwig Schmidt. Openflamingo, 2023. [22](#)
- [3] Jinze Bai, Shuai Bai, Shusheng Yang, Shijie Wang, Sinan Tan, Peng Wang, Junyang Lin, Chang Zhou, and Jingren Zhou. Qwen-vl: A frontier large vision-language model with versatile abilities. *arXiv preprint arXiv:2308.12966*, 2023. [7](#), [8](#)
- [4] Yogesh Balaji, Seungjun Nah, Xun Huang, Arash Vahdat, Jiaming Song, Karsten Kreis, Miika Aittala, Timo Aila, Samuli Laine, Bryan Catanzaro, et al. ediffi: Text-to-image diffusion models with an ensemble of expert denoisers. *arXiv preprint arXiv:2211.01324*, 2022. [12](#)
- [5] Soravit Changpinyo, Piyush Sharma, Nan Ding, and Radu Soricut. Conceptual 12m: Pushing web-scale image-text pre-training to recognize long-tail visual concepts, 2021. [1](#)
- [6] Jingye Chen, Yupan Huang, Tengchao Lv, Lei Cui, Qifeng Chen, and Furu Wei. Textdiffuser: Diffusion models as text painters. *arXiv preprint arXiv:2305.10855*, 2023. [1](#), [8](#), [12](#)
- [7] Jun Chen, Deyao Zhu, Xiaoqian Shen, Xiang Li, Zechun Liu, Pengchuan Zhang, Raghuraman Krishnamoorthi, Vikas Chandra, Yunyang Xiong, and Mohamed Elhoseiny. Minigt-v2: large language model as a unified interface for vision-language multi-task learning. *arXiv preprint arXiv:2310.09478*, 2023. [8](#)
- [8] Wei-Lin Chiang, Zhuohan Li, Zi Lin, Ying Sheng, Zhanghao Wu, Hao Zhang, Lianmin Zheng, Siyuan Zhuang, Yonghao Zhuang, Joseph E. Gonzalez, Ion Stoica, and Eric P. Xing. Vicuna: An open-source chatbot impressing gpt-4 with 90%* chatgpt quality, 2023. [6](#)
- [9] Hyung Won Chung, Le Hou, Shayne Longpre, Barret Zoph, Yi Tay, William Fedus, Yunxuan Li, Xuezhi Wang, Mostafa Dehghani, Siddhartha Brahma, Albert Webson, Shixiang Shane Gu, Zhuyun Dai, Mirac Suzgun, Xinyun Chen, Aakanksha Chowdhery, Alex Castro-Ros, Marie Pellat, Kevin Robinson, Dasha Valter, Sharan Narang, Gaurav Mishra, Adams Yu, Vincent Zhao, Yanping Huang, Andrew Dai, Hongkun Yu, Slav Petrov, Ed H. Chi, Jeff Dean, Jacob Devlin, Adam Roberts, Denny Zhou, Quoc V. Le, and Jason Wei. Scaling instruction-finetuned language models, 2022. [1](#)
- [10] Wenliang Dai, Junnan Li, Dongxu Li, Anthony Meng Huat Tiong, Junqi Zhao, Weisheng Wang, Boyang Li, Pascale Fung, and Steven Hoi. Instructblip: Towards general-purpose vision-language models with instruction tuning, 2023. [2](#)
- [11] Wenliang Dai, Junnan Li, Dongxu Li, Anthony Meng Huat Tiong, Junqi Zhao, Weisheng Wang, Boyang Albert Li, Pascale Fung, and Steven C. H. Hoi. Instructblip: Towards general-purpose vision-language models with instruction tuning. *ArXiv*, abs/2305.06500, 2023. [7](#), [8](#)
- [12] Alexey Dosovitskiy, Lucas Beyer, Alexander Kolesnikov, Dirk Weissenborn, Xiaohua Zhai, Thomas Unterthiner, Mostafa Dehghani, Matthias Minderer, Georg Heigold, Sylvain Gelly, Jakob Uszkoreit, and Neil Houlsby. An image is worth 16x16 words: Transformers for image recognition at scale, 2020. [1](#)
- [13] Ali Furkan Biten, Ruben Tito, Andres Mafra, Lluís Gomez, Marçal Rusinol, Minesh Mathew, C.V. Jawahar, Ernest Valveny, and Dimosthenis Karatzas. Icdar 2019 competition on scene text visual question answering. *2019 International Conference on Document Analysis and Recognition (ICDAR)*, 2019. [2](#), [5](#)
- [14] Peng Gao, Jiaming Han, Renrui Zhang, Ziyi Lin, Shijie Geng, Aojun Zhou, Wei Zhang, Pan Lu, Conghui He, Xiangyu Yue, Hongsheng Li, and Yu Qiao. Llama-adapter v2: Parameter-efficient visual instruction model, 2023. [2](#)
- [15] Adam W. Harley, Alex Ufkes, and Konstantinos G. Derpanis. Evaluation of deep convolutional nets for document image classification and retrieval, 2015. [3](#)
- [16] Rongjie Huang, Mingze Li, Dongchao Yang, Jiatong Shi, Xuankai Chang, Zhenhui Ye, Yuning Wu, Zhiqing Hong, Jia-Bin Huang, Jinglin Liu, Yixiang Ren, Zhou Zhao, and Shinji Watanabe. Audiogpt: Understanding and generating speech, music, sound, and talking head. *ArXiv*, abs/2304.12995, 2023. [2](#)
- [17] Xinyu Huang, Youcai Zhang, Jinyu Ma, Weiwei Tian, Rui Feng, Yuejie Zhang, Yaqian Li, Yandong Guo, and Lei Zhang. Tag2text: Guiding vision-language model via image tagging. *arXiv preprint arXiv:2303.05657*, 2023. [3](#)
- [18] Bo Li, Yuanhan Zhang, Liangyu Chen, Jinghao Wang, Jingkang Yang, and Ziwei Liu. Otter: A multi-modal model with in-context instruction tuning. *arXiv preprint arXiv:2305.03726*, 2023. [1](#)
- [19] Chunyuan Li. Large multimodal models: Notes on cvpr 2023 tutorial. *ArXiv*, abs/2306.14895, 2023. [1](#)
- [20] Chunyuan Li, Zhe Gan, Zhengyuan Yang, Jianwei Yang, Linjie Li, Lijuan Wang, and Jianfeng Gao. Multimodal foundation models: From specialists to general-purpose assistants. *arXiv preprint arXiv:2309.10020*, 1, 2023. [2](#)
- [21] Junlong Li, Yiheng Xu, Tengchao Lv, Lei Cui, Cha Zhang, and Furu Wei. Dit: Self-supervised pre-training for document image transformer. *Proceedings of the 30th ACM International Conference on Multimedia*, 2022. [3](#)
- [22] Junnan Li, Dongxu Li, Silvio Savarese, and Steven Hoi. Blip-2: Bootstrapping language-image pre-training with frozen image encoders and large language models, 2023. [5](#), [22](#)
- [23] Xian Li, Ping Yu, Chunting Zhou, Timo Schick, Luke Zettlemoyer, Omer Levy, Jason Weston, and Mike Lewis. Self-alignment with instruction backtranslation. *arXiv preprint arXiv:2308.06259*, 2023. [5](#)
- [24] Zhang Li, Biao Yang, Qiang Liu, Zhiyin Ma, Shuo Zhang, Jingxu Yang, Yabo Sun, Yuliang Liu, and Xiang Bai. Monkey: Image resolution and text label are important things for large multi-modal models. *arXiv preprint arXiv:2311.06607*, 2023. [2](#)

- [25] Chin-Yew Lin. Rouge: A package for automatic evaluation of summaries. In *Text summarization branches out*, pages 74–81, 2004. 7
- [26] Tsung-Yi Lin, Michael Maire, Serge Belongie, Lubomir Bourdev, Ross Girshick, James Hays, Pietro Perona, Deva Ramanan, C. Lawrence Zitnick, and Piotr Dollár. Microsoft coco: Common objects in context, 2015. 1
- [27] Haotian Liu, Chunyuan Li, Yuheng Li, and Yong Jae Lee. Improved baselines with visual instruction tuning. *arXiv preprint arXiv:2310.03744*, 2023. 7, 8
- [28] Haotian Liu, Chunyuan Li, Qingyang Wu, and Yong Jae Lee. Visual instruction tuning, 2023. 1, 2, 5, 6, 7, 8, 22
- [29] Rosanne Liu, Dan Garrette, Chitwan Saharia, William Chan, Adam Roberts, Sharan Narang, Irina Blok, RJ Mical, Mohammad Norouzi, and Noah Constant. Character-aware models improve visual text rendering. *arXiv preprint arXiv:2212.10562*, 2022. 8, 12
- [30] Yuliang Liu, Zhang Li, Hongliang Li, Wenwen Yu, Mingxin Huang, Dezhi Peng, Mingyu Liu, Mingrui Chen, Chunyuan Li, Chenglin Liu, Lianwen Jin, and Xiang Bai. On the hidden mystery of ocr in large multimodal models, 2023. 1, 2, 22
- [31] Jian Ma, Mingjun Zhao, Chen Chen, Ruichen Wang, Di Niu, Haonan Lu, and Xiaodong Lin. Glyphdraw: Learning to draw chinese characters in image synthesis models coherently, 2023. 12
- [32] Muhammad Maaz, Hanoona Rasheed, Salman Khan, and Fahad Shahbaz Khan. Video-chatgpt: Towards detailed video understanding via large vision and language models, 2023. 2
- [33] Ahmed Masry, Do Xuan Long, Jia Qing Tan, Shafiq Joty, and Enamul Hoque. Chartqa: A benchmark for question answering about charts with visual and logical reasoning. *arXiv preprint arXiv:2203.10244*, 2022. 2
- [34] Minesh Mathew, Dimosthenis Karatzas, and C. V. Jawahar. Docvqa: A dataset for vqa on document images, 2020. 5
- [35] Minesh Mathew, Viraj Bagal, Rubèn Tito, Dimosthenis Karatzas, Ernest Valveny, and CV Jawahar. Infographicvqa. In *Proceedings of the IEEE/CVF Winter Conference on Applications of Computer Vision*, pages 1697–1706, 2022. 2
- [36] Anand Mishra, Shashank Shekhar, Ajeet Kumar Singh, and Anirban Chakraborty. Ocr-vqa: Visual question answering by reading text in images. In *2019 international conference on document analysis and recognition (ICDAR)*, pages 947–952. IEEE, 2019. 2
- [37] OpenAI. Gpt-4 technical report, 2023. 1, 5
- [38] Long Ouyang, Jeff Wu, Xu Jiang, Diogo Almeida, Carroll L. Wainwright, Pamela Mishkin, Chong Zhang, Sandhini Agarwal, Katarina Slama, Alex Ray, John Schulman, Jacob Hilton, Fraser Kelton, Luke Miller, Maddie Simens, Amanda Askell, Peter Welinder, Paul Christiano, Jan Leike, and Ryan Lowe. Training language models to follow instructions with human feedback, 2022. 1
- [39] Alec Radford, Jong Wook Kim, Chris Hallacy, Aditya Ramesh, Gabriel Goh, Sandhini Agarwal, Girish Sastry, Amanda Askell, Pamela Mishkin, Jack Clark, Gretchen Krueger, and Ilya Sutskever. Learning transferable visual models from natural language supervision, 2021. 1, 3
- [40] Alec Radford, Jong Wook Kim, Chris Hallacy, Aditya Ramesh, Gabriel Goh, Sandhini Agarwal, Girish Sastry, Amanda Askell, Pamela Mishkin, Jack Clark, et al. Learning transferable visual models from natural language supervision. In *International conference on machine learning*, pages 8748–8763. PMLR, 2021. 1, 2
- [41] Colin Raffel, Noam Shazeer, Adam Roberts, Katherine Lee, Sharan Narang, Michael Matena, Yanqi Zhou, Wei Li, and Peter J Liu. Exploring the limits of transfer learning with a unified text-to-text transformer. *The Journal of Machine Learning Research*, 21(1):5485–5551, 2020. 12
- [42] Anna Rohrbach, Lisa Anne Hendricks, Kaylee Burns, Trevor Darrell, and Kate Saenko. Object hallucination in image captioning. *arXiv preprint arXiv:1809.02156*, 2018. 5
- [43] Chitwan Saharia, William Chan, Saurabh Saxena, Lala Li, Jay Whang, Emily L Denton, Kamyar Ghasemipour, Raphael Gontijo Lopes, Burcu Karagol Ayan, Tim Salimans, et al. Photorealistic text-to-image diffusion models with deep language understanding. *Advances in Neural Information Processing Systems*, 35:36479–36494, 2022. 8, 12
- [44] Christoph Schuhmann, Romain Beaumont, Richard Vencu, Cade Gordon, Ross Wightman, Mehdi Cherti, Theo Coombes, Aarush Katta, Clayton Mullis, Mitchell Wortsman, et al. Laion-5b: An open large-scale dataset for training next generation image-text models. *arXiv preprint arXiv:2210.08402*, 2022. 3
- [45] Alex Shonenkov, Misha Konstantinov, Daria Bakshandaeva, Christoph Schuhmann, Ksenia Ivanova, and Nadiia Klokova. Deepfloyd. <https://github.com/deep-floyd/ff>, 2023. 12
- [46] Oleksii Sidorov, Ronghang Hu, Marcus Rohrbach, and Amanpreet Singh. Textcaps: a dataset for image captioning with reading comprehension. In *Computer Vision—ECCV 2020: 16th European Conference, Glasgow, UK, August 23–28, 2020, Proceedings, Part II 16*, pages 742–758. Springer, 2020. 2
- [47] Amanpreet Singh, Vivek Natarajan, Meet Shah, Yu Jiang, Xinlei Chen, Dhruv Batra, Devi Parikh, and Marcus Rohrbach. Towards vqa models that can read. *2019 IEEE/CVF Conference on Computer Vision and Pattern Recognition (CVPR)*, 2019. 2, 5
- [48] Amanpreet Singh, Guan Pang, Mandy Toh, Jing Huang, Wojciech Galuba, and Tal Hassner. Textocr: Towards large-scale end-to-end reasoning for arbitrary-shaped scene text. In *Proceedings of the IEEE/CVF conference on computer vision and pattern recognition*, pages 8802–8812, 2021. 2
- [49] Rohan Taori, Ishaan Gulrajani, Tianyi Zhang, Yann Dubois, Xuechen Li, Carlos Guestrin, Percy Liang, and Tatsunori B. Hashimoto. Stanford alpaca: An instruction-following llama model. https://github.com/tatsu-lab/stanford_alpaca, 2023. 5
- [50] Hugo Touvron, Thibaut Lavril, Gautier Izacard, Xavier Martinet, Marie-Anne Lachaux, Timothée Lacroix, Baptiste Rozière, Naman Goyal, Eric Hambro, Faisal Azhar, Aurelien Rodriguez, Armand Joulin, Edouard Grave, and Guillaume Lample. Llama: Open and efficient foundation language models, 2023. 5, 6

- [51] Hugo Touvron, Louis Martin, Kevin Stone, Peter Albert, Amjad Almahairi, Yasmine Babaei, Nikolay Bashlykov, Soumya Batra, Prajjwal Bhargava, Shruti Bhosale, et al. Llama 2: Open foundation and fine-tuned chat models. *arXiv preprint arXiv:2307.09288*, 2023. 1, 5
- [52] Ramakrishna Vedantam, C Lawrence Zitnick, and Devi Parikh. Cider: Consensus-based image description evaluation. In *Proceedings of the IEEE conference on computer vision and pattern recognition*, pages 4566–4575, 2015. 7
- [53] Yizhong Wang, Yeganeh Kordi, Swaroop Mishra, Alisa Liu, Noah A. Smith, Daniel Khashabi, and Hannaneh Hajishirzi. Self-instruct: Aligning language models with self-generated instructions, 2022. 5
- [54] Zizhang Wu, Xinyuan Chen, Jizheng Wang, Xiaoquan Wang, Yuanzhu Gan, Muqing Fang, and Tianhao Xu. Ocr-rtps: an ocr-based real-time positioning system for the valet parking. *Applied Intelligence*, pages 1–15, 2023. 6, 7
- [55] Jiabo Ye, Anwen Hu, Haiyang Xu, Qinghao Ye, Ming Yan, Guohai Xu, Chenliang Li, Junfeng Tian, Qi Qian, Ji Zhang, et al. Ureader: Universal ocr-free visually-situated language understanding with multimodal large language model. *arXiv preprint arXiv:2310.05126*, 2023. 2
- [56] Qinghao Ye, Haiyang Xu, Guohai Xu, Jiabo Ye, Ming Yan, Yiyang Zhou, Junyang Wang, Anwen Hu, Pengcheng Shi, Yaya Shi, Chenliang Li, Yuanhong Xu, Hehong Chen, Junfeng Tian, Qian Qi, Ji Zhang, and Fei Huang. mplug-owl: Modularization empowers large language models with multimodality, 2023. 2, 7, 22
- [57] Qinghao Ye, Haiyang Xu, Jiabo Ye, Ming Yan, Haowei Liu, Qi Qian, Ji Zhang, Fei Huang, and Jingren Zhou. mplug-owl2: Revolutionizing multi-modal large language model with modality collaboration. *arXiv preprint arXiv:2311.04257*, 2023. 7, 8, 22
- [58] Dong Zhang, Shimin Li, Xin Zhang, Jun Zhan, Pengyu Wang, Yaqian Zhou, and Xipeng Qiu. Speechgpt: Empowering large language models with intrinsic cross-modal conversational abilities, 2023. 2
- [59] Hang Zhang, Xin Li, and Lidong Bing. Video-llama: An instruction-tuned audio-visual language model for video understanding. *arXiv preprint arXiv:2306.02858*, 2023. 2
- [60] Renrui Zhang, Jiaming Han, Chris Liu, Peng Gao, Aojun Zhou, Xiangfei Hu, Shilin Yan, Pan Lu, Hongsheng Li, and Yu Qiao. Llama-adapter: Efficient fine-tuning of language models with zero-init attention, 2023. 2
- [61] Youcai Zhang, Xinyu Huang, Jinyu Ma, Zhaoyang Li, Zhaochuan Luo, Yanchun Xie, Yuzhuo Qin, Tong Luo, Yaqian Li, Shilong Liu, et al. Recognize anything: A strong image tagging model. *arXiv preprint arXiv:2306.03514*, 2023. 3
- [62] Yanzhe Zhang, Ruiyi Zhang, Jiuxiang Gu, Yufan Zhou, Nedim Lipka, Diyi Yang, and Tong Sun. Llavir: Enhanced visual instruction tuning for text-rich image understanding. *arXiv preprint arXiv:2306.17107*, 2023. 1, 2, 5, 6, 7, 8, 22
- [63] Deyao Zhu, Jun Chen, Xiaoqian Shen, Xiang Li, and Mohamed Elhoseiny. Minigt-4: Enhancing vision-language understanding with advanced large language models, 2023. 1, 2, 7, 8, 22

A. Data Annotation

Number of images	39,153
Number of human annotations	39,153
Average # of words per human annotations	65.1
Number of QA pairs	102,437
Average # of words per question	10.5
Average # of words per answer	23.9

Table 7. TRINS datasets summary

B. TRINS-Gen: Text-to-Image Generation

Text-Rich Image Generation Diffusion-based Text-to-image Generation has shown great success, while precise textual renderings remain a big challenge. Imagen [43], eDiff-I [4], and DeepFloyd [45] exploit large T5 models [41] for better precision. The study by Liu et al. [29] proposes a character-sensitive alternative to traditional token length handling. GlyphDraw [31] merges superior images with Chinese texts, while Textdiffuser [6] uses the Transformer model for multiline text generation and segmentation masks for user control. However, manual input is still needed for key-term recognition. TextDiffuser also introduced the MARIO-Eval benchmark, drawing from works such as DrawBench [43] and DrawTextCreative [29]. However, most text prompts in MARIO-Eval are short and cannot serve as a good evaluation dataset to handle complex real-world human instructions. In TRINS-Gen, we introduce a new human-annotated image generation benchmark for existing text-rendering methods, together with a new training dataset.

Text rendering is a main challenge for text-rich image generation, and we do an extensive evaluation of existing methods on the TRINS-Gen benchmark. We take advantage of human annotations and build the TRINS-Gen benchmark. We have chosen data examples with fewer words, as existing methods cannot yet render too many texts within a single image. Following Chen et al. [6], we consider the calculated FID score between the generated images and the TRINS-Gen ground truth images. In addition, we calculate the CLIP scores to measure whether the visual components within the generated image followed the text instructions, and OCR accuracy to measure whether the desired texts are generated correctly. We evaluated existing methods using their public checkpoints and reported the results in Table ???. We can see that DeepFloyd has the best image quality and aligns well with the user-text prompts. ControlNet, which takes a rendered black-white text image as a condition, has an image quality similar to that of TextDiffuser. In terms of text rendering ability, TextDiffuser is best compared to other baselines. In Figure 15, we show two examples of images generated by different methods. Stable Diffusion (SD) models cannot render any meaningful text. Deepfloyd and ControlNet may miss some words or render texts with spelling errors. TextDiffuser can generally render text well

when the length of words is short. However, all methods do not render the desired texts when the number of words increases, as described in the Appendix C.3. The main cause in TextDiffuser [6] is that its layout models cannot parse complex prompts, and an LLM-based layout model may help.

B.1. DocGen: Text-rich Image Generation

Given high-quality text-rich image descriptions, it is natural to consider their application in training and evaluating text-rich image generation models [6]. As highlighted in Section 3.3, the average number of OCR words is 65.1. However, generating such a substantial amount of text within a single image poses a significant challenge for diffusion models. In response to this, we have established the first human-annotated text-rich image generation benchmark. This benchmark involves filtering out images with more than 20 OCR words, resulting in a curated set of 2,104 images. We divide these images into two sets based on the number of OCR words and the length of the longest OCR string per annotation, where all text prompts in the easy set have less than 9 OCR words with the longest OCR string of 5. Visual examples of both data sets are included in Appendix A.

C. Additional Experiments

C.1. More TRINS-Cap Results

Figure 16 shows more results of random examples from TRINS-Cap.

C.2. More TRINS-QA Results

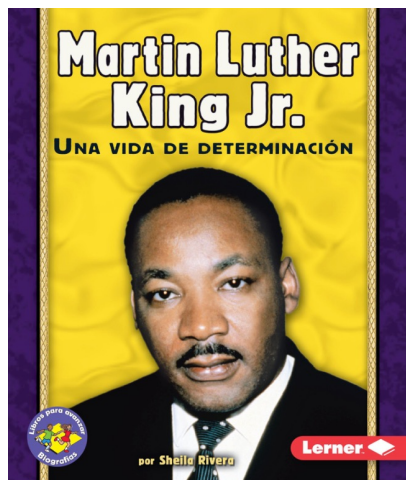
Figure 18 shows more random examples of the extract QA task and Figure 17 shows two more random examples of the abstract QA task.

C.3. More TRINS-Gen Results

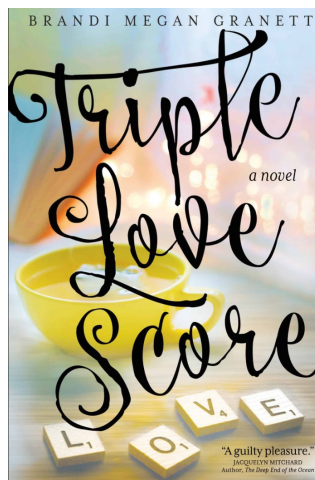
Figure 9 shows the results of different methods on the TRINS-Gen difficult benchmark. Deeploy model needs more than two A100-80GB GPUs and we omit its result due to the resource limitation. SD-2.0 model demonstrated the best performance in image quality and alignment with text descriptions, outperforming SD-1.5, ControlNet, and TextDiffuser. TextDiffuser, however, showed its strength in accurately generating text within images, leading in metrics related to text recognition. ControlNet exhibited balanced performance in these text-related tasks, making it a notable contender in terms of precision and recall balance. In general, when text prompts become complex, SD-2.0 and SD-1.5 can still generate meaningful images related to the prompts. Textdiffuser struggle to place to many words in the image and fail to generate good images. In addition, its text generation quality is much lower as the number of generated words increases. Based on the results, it is obvious to see



Figure 10. TRINS datasets annotation statistics



The image is of a book cover for a biography of Martin Luther King Jr. written in Spanish. The book cover is predominantly yellow with a purple border. The title of the book is "Martin Luther King Jr. Una vida de determinación" written in white and black text. The author's name, "por Sheila Rivera", is written in smaller yellow text at the bottom of the cover. The cover features a photo of Martin Luther King Jr. The bottom right corner of the cover has a small logo for "Lerner" publishing.




This is the cover of the book titled "Triple Love Score." The title is centrally positioned, written in a cursive black font with a prominent size, leaning towards big. Right above the title, the author's name "Brandi Megan Granett" is presented in a smaller uppercase font. Directly below the title, the phrase "a novel" is subtly written, indicating the genre of the book. At the bottom, there's a quote that reads, "A guilty pleasure." attributed to Jacquelyn Mitchard, with an additional mention: "Author, The Deep End of the Ocean." The most captivating aspect of the background is an inviting and warm scene. It portrays a bright yellow bowl filled with liquid, with the word "LOVE" spelled out using tile letters on a table.

Figure 11. TRINS-Cap Human Annotated Examples

that TRINS-Gen difficult evaluation set is more challenging and need to be better tackled by future methods.

D. More Annotation Examples

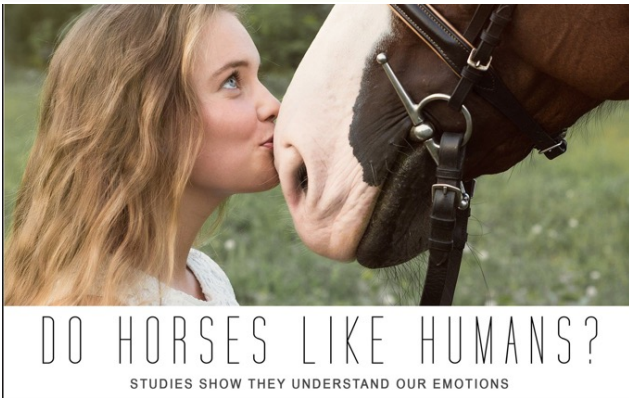
Figure 10 shows the annotation statistics from the LabelBox.




This is a book cover. The book cover is pictured next to the portrait of the author who is a man with a beard wearing a black shirt and black glasses. Text in the upper right of the cover reads "scared the living hell out of me, and I'm pretty hard to scare. Stephen King on a head full of ghosts". The title " survivor song" is in large orange and black radiant text in the center of the cover with subtext below in the bottom center that reads "Paul tremblay Bram Stoker award-winning author of the cabin at the end of the world". The cover image is a black line illustration of a neuron turning into a dandelion with seeds blowing away in the top left.



This is an image of four DVD plates with the title "LAND OF PROMISE: THE BRITISH DOCUMENTARY MOVEMENT 1930-1950". At the left side of the plate is an acronym "BFI", at the right side of the plate is written, "Disk 4". On the plate is a picture of a man carrying stick on his shoulder. The plates is flagged at the left and right sides with the cover of the plates. On the left cover is photo of people sitting and looking up,. On the right cover is an image of two children sitting and reading. The texts on the plate is the replica of that on the covers. The background colour of the plates and covers is black.




This image appears to be a visual representation discussing the relationship between humans and horses. The title "Do horses like humans?" stands out prominently, positioned at the bottom. The font color is black, and the size of the title is big. Below the title, there's an additional line that says, "Studies show they understand our emotions," in a smaller font, also in black and located at the very bottom of the image. The prime focus in the background showcases a close-up of a young girl giving a gentle kiss to a horse's snout




This is a book cover. The title "does kangaroo have a mother too?" is enlarged colorful text in the top with subtext under it that reads "by eric Carle". The cover image is a mother kangaroo with a Joey in her pouch standing on green grass and behind a yellow sun done in a watercolor paper cut style.

Figure 12. TRINS-Cap Human Annotated Examples




This is a book cover. Text in the upper left reads "A Golden Book". The title "The Big Golden Book of Backyard Birds" is in large blue and red text on the upper center with subtext underneath that reads "text by Kathleen N. Daly". The cover image is an illustration of a variety of birds in a backyard scene with sparrows and white flowers in the foreground in the left and a cardinal sitting on top of a wooden post with ivy growing on it in the foreground on the lower right.



This is a book cover. Text at the top reads "Lonely Planet". The title "Western USA" is in large white text in the upper center. Blue rectangle in the bottom left contains subtext that reads "Easy to Use Maps New-look guide Comprehensive listings". The cover image is a photograph of brown and black and red cowboy boots hanging on a hook on a red distressed wooden wall.



The image is of a book cover for "The Adventures of Tintin and the Picaros" by Hergé. The cover is illustrated in a comic book style and features Tintin, his dog Snowy, and two other characters in a jungle setting. The background is a pyramid temple with red flowers and green foliage. The title of the book is in a yellow speech bubble at the top of the cover, and the publisher's logo is at the bottom of the cover.



The image is of a book cover for the novel "The Damsel Fly" by SJI Holliday. The cover is black with a large blue-green dragonfly on the right side. The title of the book is written in large blue letters, and the author's name is written in smaller white letters at the bottom of the cover. The top of the cover has a quote in white letters that reads "An unsolved murder. A community turned against each other. A killer close to home...". The cover has a distressed and torn look around the edges.

Figure 13. TRINS-Cap Human Annotated Examples




Question: What is the title of the book in the image?
Answer: The Big Golden Book of Backyard Birds.

Question: Who is the author of the book?
Answer: Kathleen N. Daly.




Question: Who is the author of the book shown in the image?
Answer: Tim Flannery.

Question: Who is the illustrator of the book?
Answer: Sam Caldwell.



Question: Who is the author of the book displayed in the image?
Answer: C.C. Hunter.

Question: What is the title of the book?
Answer: Chosen at Nightfall



Question: Who is the author of the book depicted in the image?
Answer: Arietta Richmond.

Question: What is the title of the book?
Answer: "Rescuing the Countess: His Majesty's Hounds - Book 13: Sweet and Clean Regency Romance".

Figure 14. TRINS-QA Human-assisted Annotated Examples

Text Prompts: The image is a book cover for 'Abandoned San Diego' by Jessica D. Johnson, featuring a background image of an abandoned house.



Text Prompts: The image is a book cover titled 'The Little Princess', featuring the image of a smiling little girl. The title and the image are presented in vibrant colors, suggesting a lively and joyful atmosphere.



Figure 15. Examples generated by different text-to-image models on the TRINS-Gen benchamrk.

Metrics	SD-2.0	SD-1.5	ControlNet	DeepFloyd	TextDiffuser
FID (↓)	59.54	59.05	51.59	49.96	51.26
CLIP Score (↑)	0.3520	0.3419	0.3717	0.3917	0.3707
OCR Accuracy (↑)	0.0893	0.2205	0.4241	0.2192	0.5027
OCR Precision (↑)	0.1019	0.2535	0.4083	0.2225	0.6001
OCR Recall (↑)	0.0900	0.2218	0.4268	0.2669	0.5061
OCR F-measure (↑)	0.0956	0.2366	0.4174	0.2427	0.5491

Table 8. Empirical Results of different methods on TRINS-Gen (easy) benchmark.



GT: The image is of an audio book cover for "Just One Kiss" by Susan Mallery. The cover is a photo-realistic image of a couple laying on a grassy field in a romantic embrace. The title of the book is written in a large blue font at the center right of the cover, and the author's name is in a larger green font at the top. The cover also includes a quote from #1 New York Times bestselling author Debbie Macomber "Susan Mallery is one of my favorites." and a tagline for the book "A fool's Gold Romance". There is also BrillianceAudio logo at the top left and Unabridged at the top right.

Instruct-BLIP: Just One Kiss is a romance novel written by Susan Mallery. In this image, the cover of the book is prominently displayed in the foreground, with the title "Just One Kiss" and the author's name, Susan Mallery, clearly visible. The couple on the cover is shown in an intimate embrace, with the woman leaning over the man's shoulder. There are several other books scattered throughout the image, but they are not as prominent as the cover of Just One Kiss.

LLaVAR: In the image, a couple is seen lying down in the grass, sharing an intimate moment with each other. They are positioned next to each other, and it seems like they are about to kiss. The scene is set with a backdrop of grass and flowers, making it a romantic and serene environment. Additionally, there are a few words scattered throughout the scene, likely related to the quote or description of the book. There is also a small cat situated at the top right corner of the image, possibly observing the couple or enjoying the outdoors.


LLaVA: The image depicts a man and a woman sitting in a grassy field, enjoying a summer day. They are positioned close to each other, creating an intimate atmosphere. The woman has her head resting on the man's shoulder, and both seem to be relaxed in each other's company. A book, likely a paperback copy of Susan Mallery's "Just One Kiss," is visible in the scene, suggesting that they might be spending their day reading and bonding outdoors. There is also a clock in the background, indicating they are keeping track of the time during their picturesque summer day.

mPLUG-Owl2: The image features a man and a woman sitting on a beach. They are both wearing swimsuits, and the woman has a handbag beside her. The scene appears to be a romantic moment between the two individuals, enjoying their time together on the beach.

Qwen-VL: The image shows a couple lying on the grass, facing each other and kissing. The man is wearing a yellow shirt and is in the process of removing his sunglasses. The woman has long dark hair and is wearing a light blue dress. Her left hand is placed on the man's chest, while his right hand is holding hers. They both have light skin and are smiling.

LaRA w/o OCR (zero-shot): The image displays the cover of a romance novel called "Just One Kiss" by Susan Mallery. The book is a New York Times Bestseller, and the author is recognized as a #1 New York Times Bestselling Author. The text on the image is a quote from Debbie Macomber, another renowned author, who states that Susan Mallery is one of her favorite authors. The quote is attributed to the New York Times bestselling book "Just One Kiss". The cover also features an image of a couple engaged in an intimate moment.

LaRA: This is the cover of the audiobook named Just One Kiss: A Fool's Gold Romance. Here the title is written at the lower part with large fonts. At the upper part it mentions the author Susan Mallery. Just before that it says, New York Times Bestselling Author. Under the author's name it includes an endorsement. At the top right it includes a logo of Unabridged and at the top left it includes the logo of Brilliance audio. The cover includes an image of an intimate couple as the backdrop.



GT: This is a book cover. Text in the upper left reads "A Golden Book". The title "The Big Golden Book of Backyard Birds" is in large blue and red text on the upper center with subtext underneath that reads "text by Kathleen N. Daly". The cover image is an illustration of a variety of birds in a backyard scene with sparrows and white flowers in the foreground in the left and a cardinal sitting on top of a wooden post with Ivy growing on it in the foreground on the lower right.

mPLUG-Owl2: The image features a book titled "The Big Golden Book of Backyard Birds." The book is placed on a blue background, and there is a bird on a post in the foreground.

LLaVA: The image features a beautifully illustrated children's book about birds. The book cover depicts a wooden birdhouse hanging on a tree, surrounded by various birds perched around it. Some birds are sitting on the birdhouse, while others are scattered across the scene, showing the lively nature of the illustration. The book itself likely contains stories or information about these birds and their habitats. The illustration is bright and colorful, capturing the essence of nature and attracting the attention of young readers.

LLaVAR: The image features a wooden birdhouse mounted on a wooden post. A bird can be seen perched on the bird feeder, making it an inviting sight for birds to visit. There are a few books in the scene, with one large book taking up much of the space on the right side, and another smaller book positioned on the left side. The books seem to be related to birds or nature, possibly providing information about the birds that might visit the birdhouse.

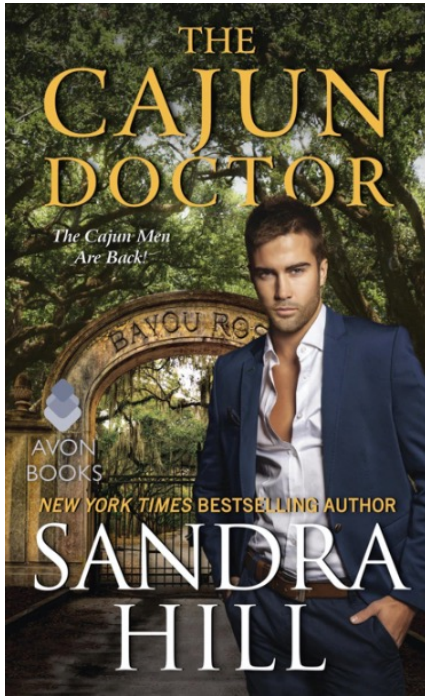
Instruct-BLIP: A book titled "The Big Golden Book of Backyard Birds" is displayed on a blue background. The book showcases various types of birds, including cardinals, robins, blue jays, and sparrows, among others.

Qwen-VL: The image features a blue book cover with the title "The Big Golden Book of Backyard Birds" written in red and gold letters. There are several birds mentioned in the book, as illustrated by the various birds featured on the cover. A cardinal is perched on a wooden post, while a black-capped chickadee is at the left side of the cover. A blue jay can be seen flying above a birdhouse, and a sparrow is standing on the ground near the bottom of the cover. The book is placed on a blue surface with green plants on the right side of the cover, adding a touch of nature to the scene.

LaRA w/o OCR (zero-shot): The image features the cover of a book titled "The Big Golden Book of Backyard Birds". The book has a blue cover with a white border. The title is written in a mix of blue and red text. There is a bluebird illustration on the cover, and it is sitting on a birdhouse. The birdhouse is mounted on top of a wooden post. The background of the cover shows a backyard scene with trees and grass.

LaRA: This is a cover of a book titled "THE BIG GOLDEN BOOK OF BACKYARD BIRDS". The text on the cover is written in a light blue color, with a black outline. At the center of the cover is written "Text by Kathleen M. Daly". At the top of the cover is a logo of a tree with branches and goldens. "A Golden Book" is written in small letters beneath it. The book cover has a picture of a bird house with birds flying in and out in the background. The background color of the book cover is green. The book is placed on a blue background.

Figure 16. More Generated Examples by different methods on TRINS-Cap.



Question: What is the title of the book shown in the image?

Answer: The Cajun Doctor.

InstructBLIP: The Cajun Doctor

LLaVAR: The title of the book is "The Cajun Doctor" by Sandra Hill.

mPLUG-Owl2: The title of the book is "The Cajun Doctor" by Sandra Hill.

Qwen-VL: The title of the book shown in the image is "The Cajun Doctor".

LaRA: The title of the book is "The Cajun Doctor".

Question: What is the name of the publisher as shown on the book cover?

Answer: Avon Books.

InstructBLIP: St. Martin's Paperbacks

LLaVAR: The publisher is Avon Books, a division of HarperCollins Publishers.

mPLUG-Owl2: The publisher is Avon Books.

Qwen-VL: Avon Books

LaRA: The publisher's name is Avon Books.



Question: Who is the author of the book shown in the image?

Answer: Hergé.

InstructBLIP: Hergé

LLaVAR: The author of the book is Hergé.

mPLUG-Owl2: The author of the book is Hergé.

Qwen-VL: The author of the book shown in the image is Hergé.

LaRA: The author of the book is Hergé.

Question: What is the title of the book?

Answer: The Adventures of Tintin and the Picaros

InstructBLIP: The Adventures of Tintin and the Picaros

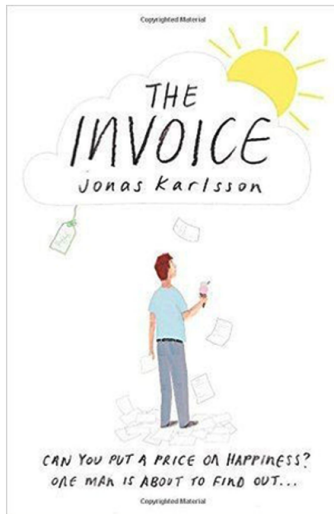
LLaVAR: The title of the book is "The Adventures of Tintin and the Picaros" by Hergé.

mPLUG-Owl2: The title of the book is "The Adventures of Tintin and the Picaros."

Qwen: The title of the book is "The Adventures of Tintin and the Picaros".

LaRA: The title of the book is "The Adventures of Tintin and the Picaros."

Figure 17. TRINS-QA Extract QA Results



Question: Can you tell me more about the illustration on the book cover?

GT: The illustration on the book cover depicts a man with an ice cream, looking at the clouds with the sun as the backdrop. This could be symbolic of the theme of the book, suggesting a search for happiness or a contemplation of its value.

Qwen-VL-Chat: The book cover features an illustration of a man standing under a cloud. He is holding a piece of paper in his right hand, which appears to be a bill or an invoice. There is a paper plane falling towards him, indicating that he might be receiving more documents. The man is wearing a light blue shirt and light-colored pants. He has short brown hair and is holding a glass in his left hand. The background is white, and there is a bright yellow sun on the top right corner.

mPLUG-Owl2: The book cover features a cartoon of a man and a cloud. This illustration likely represents the main character of the story, the man, who is in a contemplative or introspective state, possibly reflecting on the themes of happiness and the value of time. The cloud might symbolize the man's thoughts or ideas, as clouds often represent the unseen or abstract.

GPT-4V: The illustration on the book cover shows a stylized image of a man standing and looking at an invoice or paper in his hand. He appears to be in a thoughtful or puzzled pose, possibly contemplating the contents of the paper. Above him is a large, simple drawing of the sun, suggesting it might be daytime. There are also other papers, possibly more invoices or documents, floating around him, which may represent the overwhelming nature of the situation he is facing. The art style is cartoonish and minimalist, using a limited color palette and simple shapes to convey the scene. The overall impression is light and whimsical, despite the potentially serious subject matter suggested by the title "The Invoice." The tagline "Can you put a price on happiness? One man is about to find out..." hints at a narrative that explores themes of value, happiness, and perhaps the unexpected consequences of life's experiences.

LaRA: The book cover features an illustration of a man with ice cream, which might signify happiness or pleasure. The title "THE INVOICE" and the author's name, Jonas Karlsson, are prominently displayed. There's also a phrase "CAN YOU PUT A PRICE ON HAPPINESS? ONE MAN IS ABOUT TO FIND OUT," suggesting the theme or storyline of the book.

Question: Can you describe the design and color scheme of the cover image?

GT: The cover image has an abstract design featuring three silhouettes in green and blue colors. They are standing amidst what appears to be an abstract representation of a jungle, depicted with blue and black lines. The overall color scheme is predominantly green, blue, and black, creating a cool and mysterious atmosphere.

Qwen-VL-Chat: The cover image features a deep blue-green color scheme with large areas of blue and green brushstrokes. The background presents an abstract underwater scenery, with the title "ARJUNA OAKES" presented in orange at the top. The name of the EP, "The Watcher", is written in small font at the bottom. The artwork also includes small orange dots and red berries scattered throughout the painting.

mPLUG-Owl2: The cover image features a blue and green background with a bird on it. The bird is the main focus of the image, standing out against the vibrant colors of the background.

GPT-4V: The cover image presents a vivid and somewhat mystical scene. The primary color palette consists of various shades of blue and green, creating a nocturnal jungle atmosphere. In the foreground, there are ghost-like figures with a slightly glowing effect; these figures are in a lighter green hue, making them stand out against the darker background. Their eyes are represented by small white spots, and they seem to be peering out from the dense foliage. The jungle itself is represented by a multitude of leaves and plant forms, painted in deep blues and greens, which adds to the depth and complexity of the scene. There are also pops of orange, likely representing flowers or fruits, which provide a striking contrast to the cooler tones of the background. The text "ARJUNA OAKES" is prominently displayed at the top in a serif font in a light color, probably white or a very light yellow, ensuring legibility against the darker background. Below, in smaller lettering, is "THE WATCHER EP", which follows the same color scheme as the artist's name. The overall design conveys a feeling of watching and being watched in a mystical, natural setting, accentuated by the shadowy figures and the hidden eyes within the foliage. The use of contrasting colors and the glow effect adds to the ethereal quality of the image.

LaRA: The cover image for "The Watcher" by Arjuna Oakes features a mysterious and surreal scene. It depicts three ghostly figures in the woods, which creates an eerie atmosphere. The background predominantly consists of black and blue colors, further enhancing the mysterious and ominous vibe of the image.




Figure 18. TRINS-QA Abstract QA Results

Metrics	SD-2.0	SD-1.5	ControlNet	TextDiffuser
FID (↓)	55.48	56.73	60.15	74.56
CLIP Score (↑)	0.3512	0.3384	0.3301	0.3219
OCR Accuracy (↑)	0.0447	0.0256	0.0833	0.0952
OCR Precision (↑)	0.0877	0.0513	0.1011	0.1249
OCR Recall (↑)	0.0450	0.0252	0.0827	0.0941
OCR F-measure (↑)	0.595	0.0338	0.910	0.1073

Table 9. Empirical Results of different methods on TRINS-Gen difficult benchmark.

	ST-VQA	OCR-VQA	TextVQA	DocVQA	ChartQA	InfoVQA	FUNSD	SROIE
BLIP-2 [22] †	21.7	30.7	32.2	4.9	3.4	11.3	0.20	0.14
OpenFlamingo [2] †	19.3	27.8	29.1	5.1	9.1	15.0	0.85	0.12
MiniGPT4 [63] †	14.0	11.5	18.7	3.0	4.3	13.3	1.19	0.04
mPLUG-Owl [56] †	29.3	28.6	40.3	6.9	9.5	16.5	1.02	0.60
LLaVA [28] †	28.9	11.0	36.7	6.9	28.9	13.8	1.02	0.12
LLaVA1.5 [28] †	38.1	58.1	38.7	8.5	9.3	14.7	0.20	1.70
LLaVAR †	39.2	23.8	48.5	11.6	12.2	16.5	0.50	5.20
mPLUG-Owl2 [57] †	29.3	28.6	40.3	6.9	19.4	18.9	1.40	3.20
LLaVAR (finetuned)	40.3	28.8	50.1	12.2	-	-	-	-
LLaVAR w/ OCR	44.8	42.7	60.4	48.3	-	-	-	-
LaRA	47.2	41.2	59.9	50.8	25.6	28.4	23.2	36.6

Table 10. Zero-shot performance (accuracy %) on text-based VQA. We use † to refer to the results obtained from Liu et al. [30].

Method	Resolution	Extract Accuracy	Abstract						
			B@1	B@2	B@3	B@4	METEOR	ROUGE	CIDEr
LLaVA [28]		22.6	12.3	7.5	4.9	3.4	15.3	20.2	26.2
LLaVAR [62]	336 ²	44.1	27.5	19.5	14.4	10.9	21.6	33.0	94.7
LLaVAR (finetuned)		50.1	26.1	18.7	14.1	11.0	23.1	33.4	112.6
LaRA		58.8	31.0	23.6	18.6	15.1	26.5	38.0	135.6

Table 11. Results of different models on TRINS-VQA-Human for text-rich image question-answering tasks.