
HOI-Swap: Swapping Objects in Videos with Hand-Object Interaction Awareness

Zihui Xue^{1,2} Mi Luo¹ Changan Chen¹ Kristen Grauman^{1,2}
¹The University of Texas at Austin ²FAIR, Meta

Abstract

We study the problem of precisely swapping objects in videos, with a focus on those interacted with by hands, given one user-provided reference object image. Despite the great advancements that diffusion models have made in video editing recently, these models often fall short in handling the intricacies of hand-object interactions (HOI), failing to produce realistic edits—especially when object swapping results in object shape or functionality changes. To bridge this gap, we present HOI-Swap, a novel diffusion-based video editing framework trained in a self-supervised manner. Designed in two stages, the first stage focuses on object swapping in a single frame with HOI awareness; the model learns to adjust the interaction patterns, such as the hand grasp, based on changes in the object’s properties. The second stage extends the single-frame edit across the entire sequence; we achieve controllable motion alignment with the original video by: (1) warping a new sequence from the stage-1 edited frame based on sampled motion points and (2) conditioning video generation on the warped sequence. Comprehensive qualitative and quantitative evaluations demonstrate that HOI-Swap significantly outperforms existing methods, delivering high-quality video edits with realistic HOIs.¹

1 Introduction

Consider a video depicting the process of a human hand picking up a kettle and moving it around (Figure 1). What if we want to replace the hand-interacting object in this scene with another item specified by the user—perhaps a differently-shaped kettle, a bottle, or a bowl? This capability—to swap the *in-contact* object in a video with another, while aligning with the original video’s content—is crucial for enhancing various real-world applications. Such functionality can transform entertainment, allowing users to create novel video content without the need to re-record or engage in labor-intensive manual editing. Additionally, it holds significant promise in robotics, where recent results suggest generative models can reduce the reliance on manually collected task-specific visual data and thereby enable large-scale robot learning [25, 57].

However, hands are notoriously challenging to work with in image/video editing [61, 65]. They pose significant hurdles in manual photoshopping and often produce unsatisfactory outputs when automated by generative models. The precise swapping of hand-interacting objects presents a unique challenge that existing diffusion models [19, 44, 1, 55], despite their advances in video editing, fail to address adequately. This difficulty arises from three main factors: the need for (a) HOI-aware capabilities, (b) spatial alignment with the source context, and (c) controllable temporal alignment with the source video’s motion patterns.

First, consider the challenge of HOI awareness. Objects chosen for swapping often vary in their properties from the original, resulting in changes to interaction patterns. For example, as illustrated in Figure 2 (a), replacing the kettle from the original video with a bowl necessitates adjustments in the hand’s grasp patterns. While many generative inpainting methods [56, 49, 36, 7, 50, 16] have been

¹Project webpage: <https://vision.cs.utexas.edu/projects/HOI-Swap>.




Figure 1: We present HOI-Swap that seamlessly swaps the *in-contact* object in videos using a reference object image, producing precise video edits with natural hand-object interactions (HOI). Notice how the generated hand needs to adjust to the shapes of the swapped-in objects (A,B,C) and how the reference object may require automatic re-posing to fit the video context (A).

developed to insert reference objects into specific scene regions, they are generally limited to contexts where the objects are *isolated*—not in contact with a human hand or other objects—and thus lack HOI awareness. In Figure 2 (a), the two image inpainting approaches Paint by Example (PBE) [56] and AnyDoor [7] either merely replicate the hand pose from the original image, or produce unnaturally occluded hands, resulting in suboptimal and unrealistic HOI patterns.

Second, consider the challenge of spatial alignment with the original video. The reference object might appear in any arbitrary pose; for instance, in Figure 2 (b), the reference kettle handle is on the left in the reference image, but for realistic interaction, the generated content needs to reposition the kettle handle to the right, where the hand is poised to grasp it. However, current approaches do not offer this level of control, as evidenced by the results from a hand insertion approach Affordance Diffusion (Afford Diff) [61] in Figure 2 (b). Despite being adept at generating a hand interacting with the given kettle, it does not ensure correct object placement to align with the hand and scene context in the original image, lacking spatial alignment capability.

Third, consider the challenge of temporal alignment with the original video. We highlight a crucial observation in this problem: the motion information in an HOI video sequence is closely tied to the object’s characteristics (such as its shape and function). This means that when swapping objects, *not all motions from the source video are appropriate or transferable* to the new object. For example, Figure 2 (c) shows a hand closing a trash can, alongside an HOI-Swap edited image where the original can is replaced with one that is differently shaped and functions differently. Ideally, the generated content should reflect the motion of closing the lid, yet it may not replicate the exact motion from the source video due to these differences. Conversely, Figure 1 (first row) depicts a scenario of swapping one kettle with another. Here, the objects undergo only slight shape changes, allowing the generated video to closely follow the source video’s motion. While there are varying degrees to which object changes can affect the original motion, current video editing approaches [42, 12, 10, 58, 21, 6, 5, 34] adhere to a rigid degree of motion alignment, often targeting 100%, adopting conditional signals like optical flow or depth sequences that encode substantial object information. Consequently, they lack the controllability to adjust the degree of motion alignment based on object changes.

To address these challenges, we introduce HOI-Swap, a video editing framework designed for precise object edits with HOI awareness. We approach the challenge by posing it as a video inpainting task, and propose a fully self-supervised training framework. Our innovative approach structures the editing process into two stages. The first stage addresses HOI awareness and establishes spatial alignment, by training an image inpainting diffusion model for object swapping in one frame. The second stage propagates this one-frame edit across the remaining frames to achieve temporal alignment with the source. For this, we propose to warp a video sequence from the edited frame using randomly sampled points tracked across frames with optical flow, and train a video diffusion model that learns to fill in the sparse and incomplete warped sequence. Our approach thus enables *controllable* motion alignment by varying the sparsity of sampled points. During inference, users can modulate this number based on the object’s changes—sampling fewer or no points for significant shape or functional alterations, and more points for minor changes to closely replicate the source video’s motion. HOI-Swap is




Figure 2: We highlight three challenges for the in-contact object swapping problem: (a) HOI awareness, where the model needs to adapt to interactions, such as changing the grasp to realistically accommodate the different shapes of the kettle vs. the bowl; (b) spatial alignment with source, requiring the model to automatically reorient objects, such as aligning the blue kettle from the reference image to match the hand position in the source; (c) temporal alignment with source, necessitating controllable motion guidance capability, essential when swapping objects like a trash can with a differently shaped and functioning reference, where not all original motions are transferable or desirable. In (a) and (b), we compare HOI-Swap’s edited images with Paint by Example (PBE) [56], AnyDoor [7], and Affordance Diffusion (Afford Diff) [61].

evaluated on both image and video editing tasks, consistently producing high-quality edits with realistic HOIs. It greatly surpasses existing editing approaches in both qualitative and quantitative evaluations, including a user study. By extending the capabilities of generative models into the largely unexplored domain of HOI, we hope that HOI-Swap opens new avenues for research and practical applications in this innovative field.

2 Related Work

Generative Models for Image Editing Recent advances in diffusion models [19, 44] have significantly enhanced the capabilities of image editing. Predominant models [38, 18, 2, 26, 52, 24] use *text* as guidance, which, despite its utility, often lacks the precision needed for exact control. In response, a growing body of studies have begun to explore the use of reference images as editing guidance. Customized approaches like Textual Inversion [11] and DreamBooth [46] are designed to generate new images of a specific object given several of its images and a relevant text prompt. However, these methods require extensive finetuning for each case and lack the ability to integrate the object into another user-specified scene image. More closely related to our task, a few approaches aim to seamlessly blend a reference object [56, 49, 36, 7, 50, 16] or person [29] into a specific region of a target scene image. However, as demonstrated in Figure 2 and detailed in Section 4, these methods prove inadequate, often producing images with unnatural HOIs, such as missing fingers, distorted hands, or oddly shaped objects. These issues reveal shortcomings in current generative models, and motivate the development of HOI-Swap.

Generative Models for Video Editing With the advent in diffusion-based text-to-image and text-to-video generation [44, 1, 13], many efforts explore extending pretrained diffusion models for video editing, employing zero-shot [12, 58, 42, 4, 59, 28], or one-shot-tuned learning paradigms [54, 32, 17, 66]. However, these methods require extensive video decomposition or costly per-video fine-tuning, with processing times ranging from several minutes to multiple hours on high-end GPUs for a single edit, which curtails their usability in practical creative tools. Another line of work [10, 6, 34, 53, 62, 41] adopts a training-based approach, where models are trained on large-scale datasets to enable their use as immediately effective editing tools during inference. Our work falls into this training-based paradigm.

Similar to image editing, the majority of video editing approaches [1, 13, 12, 58, 42, 4, 59, 54, 32] rely on *text* as editing guidance. Since text prompts may not accurately capture the user’s intent [66, 14, 41], for our task, using an object image provides more precise guidance. In terms of motion guidance, most video editing approaches [42, 12, 10, 58, 21, 6, 5, 34, 62] utilize per-frame structural signals extracted from the source video, including depth map, optical flow, sketches, or canny edge sequences, facilitated by well-trained spatial-control image diffusion models such as ControlNet [64], T2I-Adapter [39] and Composer [22]. Since these structural signals inherently encode the shape of

the original object, they are unsuitable for edits involving shape changes [41, 17]. Recent works explore shape-aware video editing, by the use of Layered Neural Atlas [32], modifying the source video’s optical flow sequences [41], or establishing correspondence with sparse semantic points [17]. However, all these approaches overlook the impact of object changes on motion and only enforce a fixed degree of motion alignment. In contrast, HOI-Swap introduces flexibility by allowing users to adjust the sparsity of sampled points during inference, providing precise motion control.

Generating Hand-Object Interactions There is growing interest in generating plausible HOIs [20, 31, 61, 60, 9, 65, 63]. Affordance Diffusion [61] inserts a synthesized hand given a single object image. Similarly, HOIDiffusion [65] aims to create HOI images conditioned on a 3D object model along with detailed text descriptions. Meanwhile, other approaches in the 3D domain focus on generating realistic 3D HOI interactions from textual descriptions [9], synthesizing grasping motions [63] or reconstructing 3D HOIs from real videos [60]. Despite these advancements, the task of accurately swapping in-contact objects in videos remains unexplored. Our work directly addresses this gap.

3 Method

We first formulate the problem and provide an overview of the two-stage HOI-Swap in Section 3.1. Section 3.2 and Section 3.3 detail the first and second stage of HOI-Swap, respectively.

3.1 Task Formulation and Framework Overview

Given a source video $\mathcal{V} = \{\mathcal{I}_i\}_{i=1}^N$ consisting of N frames (where \mathcal{I}_i represents the i -th frame), a binary mask (bounding box) sequence $\{\mathcal{M}_i\}_{i=1}^N$ that identifies the region of the source object to be replaced in \mathcal{V} , and an image of the reference object \mathcal{I}^{ref} , the objective is to generate a modified video \mathcal{V}^* , that seamlessly swaps the original object in \mathcal{V} with \mathcal{I}^{ref} .

We create a fully self-supervised training approach, necessitated by the impracticality of collecting paired videos ($\mathcal{V}, \mathcal{V}^*$). We pose the problem as a video inpainting task. Specifically, from the original training video \mathcal{V} and mask \mathcal{M} , we derive a masked video \mathcal{V}^m , accompanied by a set of reference object images $\{\mathcal{I}^{ref}\}$. During training, the model takes the masked video sequence \mathcal{V}^m and one randomly chosen object image \mathcal{I}^{ref} that originates from elsewhere in the training video to reconstruct \mathcal{V} . During inference, the model is given a bounding box-masked sequence combined with various object images to test its swapping capability.

As outlined in Section 1, the task presents three main challenges: HOI awareness, spatial and temporal alignment. In response, we propose a two-stage framework that decomposes the complexity. The first stage integrates the reference object into a single frame, targeting HOI awareness and establishing spatial alignment initially. The second stage propagates the one-frame edit across the entire video sequence, focusing on temporal alignment and carrying forward the spatial alignment from the first stage. This structured approach effectively lightens the model’s generation load. In terms of which frame to select from the input video for stage-I edits, we automate the process by adopting an off-the-shelf hand-object detector [48] to identify frames with hand-object contact, from which we randomly select one for editing. See Supp. C.3 for a detailed analysis. For greater applicability and flexibility, each stage is trained separately in a self-supervised manner, using the original object image as \mathcal{I}^{ref} . Consequently, the stage-I model not only plays a crucial role in the video editing pipeline but also serves as a standalone image editing tool. The full pipeline is illustrated in Figure 3.

3.2 Stage I: HOI-aware Object Swapping in One Frame

In the first stage, given a source frame \mathcal{I}_i , a binary mask M_i (where 1 indicates the object’s region and 0 denotes the background) and a reference object image \mathcal{I}^{ref} , the objective is to generate an edited frame \mathcal{I}_i^* where the reference object is naturally blended into the source frame. We aim for the generated content \mathcal{I}_i^* to exhibit HOI awareness and spatial alignment with \mathcal{I}_i , ensuring that the reference object is realistically interacting with human hands and accurately positioned within the scene context of the source frame.

Constructing paired training data Training is conducted in a self-supervised manner. Below, we detail how we prepare pseudo data pairs for training.

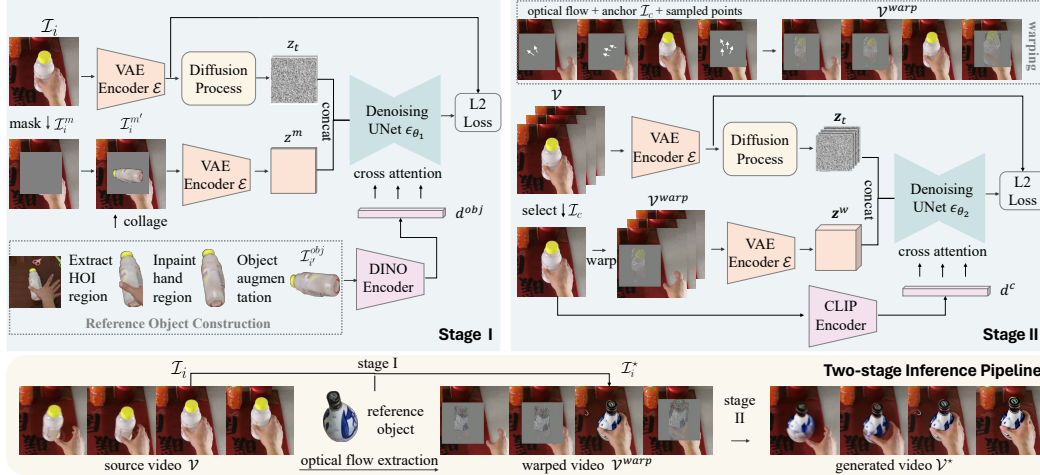


Figure 3: HOI-Swap involves two stages, each trained separately in a self-supervised manner. In stage I, an image diffusion model ϵ_{θ_1} is trained to inpaint the masked object region with a strongly augmented version of the original object image. In stage II, one frame is selected from the video to serve as the anchor. The remaining video is then warped using this anchor frame, several points sampled within it, and optical flow extracted from the video. A video diffusion model ϵ_{θ_2} is trained to reconstruct the full video sequence from the warped sequence. During inference, the stage-I model swaps the object in one frame. This edited frame then serves as the anchor for warping a new video sequence, which is subsequently taken as input for the stage-II model to generate the complete video.

- **Masked frame preparation:** For each frame \mathcal{I}_i , we obtain the object’s bounding box (denoted by \mathcal{M}_i^{bbox}) from its segmentation mask \mathcal{M}_i . To prevent the bounding box shape from influencing the aspect ratio of the generated results, we adjust the bounding box to be square. The masked frame is thus derived by applying the square bounding box mask to the frame, yielding $\mathcal{I}_i^m = \mathcal{I}_i \odot \mathcal{M}_i^{bbox}$. We then crop and center the original frame to focus on the object region, enhancing its visibility.
- **Reference object preparation:** We extract the object image $\mathcal{I}_i^{obj} = \mathcal{I}_i \odot (1 - \mathcal{M}_i)$, which may be incomplete or partially obscured due to contact with hands or other objects. To address these occlusions, we employ an off-the-shelf text-guided inpainting model [40] to fill in the missing parts of the object, using the object’s name as the text prompt.
- **Object augmentation:** Directly forming a training pair $(\mathcal{I}_i^{obj}, \mathcal{I}_i^m \rightarrow \mathcal{I}_i)$ is suboptimal as it does not reflect the variability expected in real-world applications. At test time, the reference object may appear in any pose, orientation, or size. To bridge this gap between training and testing scenarios, we apply strong augmentation techniques: (1) Spatially, we enhance the object’s diversity by applying random flips, rotations, and perspective transformations; (2) Temporally, instead of using the object image from its original frame i , we introduce variability by randomly selecting an alternate frame, $\mathcal{I}_{i'}^{obj}$, from all available frames in the source video that contain the object. Finally, for preservation of the reference object’s identity and structural details, we collage the augmented reference object image $\mathcal{I}_{i'}^{obj}$ onto the masked region in \mathcal{I}_i^m , producing $\mathcal{I}_i^{m'}$.

Model design We design the stage-I model as an image-conditioned latent diffusion model (LDM). Specifically, we employ a pretrained variational autoencoder (VAE) [27] \mathcal{E} as used in prior work [44] to encode a frame \mathcal{I} into a latent space representation. This encoding is denoted by $z = \mathcal{E}(\mathcal{I})$, where $\mathcal{I} \in \mathbb{R}^{3 \times H \times W}$, $z \in \mathbb{R}^{4 \times H/8 \times W/8}$, H and W denote the frame’s height and width, respectively. During the forward diffusion process, Gaussian noise is gradually added to z over T steps, producing a sequence of noisy samples $\{z_0, \dots, z_t, \dots, z_T\}$. We train a denoising network $\epsilon_{\theta_1}(\circ, t)$ that learns to reverse the diffusion process, which is implemented as a UNet [45]. The training objective of stage I is summarized as:

$$\mathcal{L}_{stage I} = \mathbb{E}_{z, z^m, d^{obj}, \epsilon \sim \mathcal{N}(0,1), t} [\|\epsilon - \epsilon_{\theta_1}(z_t, z^m, d^{obj}, t)\|_2^2]. \quad (1)$$

Our LDM is designed to take in two types of conditional signals alongside the standard z_t and t : (1) The reference object image $\mathcal{I}_{i'}^{obj} \in \mathbb{R}^{3 \times H \times W}$ is encoded through DINO [3] for distinctive object features $d^{obj} \in \mathbb{R}^{768}$, d^{obj} is then taken by ϵ_{θ_1} as input to guide the denoising process via

cross-attention mechanisms; (2) The masked frame $\mathcal{I}^m \in \mathbb{R}^{3 \times H \times W}$ is encoded by the same VAE to produce $z^m = \mathcal{E}(\mathcal{I}^m)$. $z^m \in \mathbb{R}^{4 \times H/8 \times H/8}$ is then concatenated channel-wise with z before being fed into ϵ_{θ_1} .

3.3 Stage II: Controllable Motion-guided Video Generation

In stage II, given the first-stage edit \mathcal{I}_i^* , source video \mathcal{V} , and its binary mask sequence \mathcal{M} , the objective is to generate a new video \mathcal{V}^* that propagates the single-frame edit across the remaining frames. For this purpose, we perform warping to transfer pixel points from the edited frame to the remaining frames, resulting a sparse and incomplete video sequence. We then train a video diffusion network that learns to correct and fill in the gaps, completing the video editing process.

Constructing paired training data Training continues in a self-supervised manner. For this purpose, we use the original frame \mathcal{I}_i from \mathcal{V} during training and only replace \mathcal{I}_i with the stage-I edit \mathcal{I}_i^* during inference time. The detailed process is explained below:

- **Masked frame sequence preparation.** We employ the same frame masking strategy in stage I and apply it to a sequence of frames $\mathcal{V} = \{\mathcal{I}_i\}_{i=1}^N$. To standardize the masking across the sequence, we identify the largest bounding box \mathcal{M}_{max}^{bbox} from the sequence $\{\mathcal{M}_i^{bbox}\}_{i=1}^N$ and mask each frame i by $\mathcal{I}_i^m = \mathcal{I}_i \odot \mathcal{M}_{max}^{bbox}$, resulting in a masked frame sequence $\{\mathcal{I}_i^m\}_{i=1}^N$. This ensures that the model is trained to inpaint a consistent object region across different frames.
- **Conditioning frame selection.** To avoid limiting the model to generating videos based on a specific reference frame, such as the first frame as often used in existing image-to-video generative models, we randomly select a frame \mathcal{I}_c from \mathcal{V} as the conditioning frame. This any-frame-conditioning mechanism brings additional flexibility during inference (for detailed discussion, see Supp. C.3).

Controllable motion guidance Given that object swapping can result in changes to shape or functionality, our approach is designed to be flexible and adaptable, allowing for varying degrees of motion pattern encoding from the source video. The key idea is to control the level of motion agreement with the source via points sampled within the masked region. Tracking a large number of points over time captures extensive motion information from the source video, but it also reveals much about the source object’s characteristics (e.g. shape). Conversely, using few points reduces the motion information and object characteristics carried over, but offers the model more freedom to generate plausible motion for the target. The latter scenario is particularly useful when only partial motion transfer is desired due to differences between objects, as exemplified in Figure 2 (c).

To be specific, our approach involves the following steps: (1) uniformly sample $r\%$ pixel points within the original object’s region in the conditioning frame \mathcal{I}_c (i.e., where \mathcal{M}_{max}^{bbox} equals 1), (2) track these points using optical flow vectors computed by RAFT [51], and (3) warp a new video sequence based on these tracked points, using \mathcal{I}_c as the anchor. The resulting warped sequence is denoted by $\mathcal{V}^{warp} = \{\mathcal{I}_i^{warp}\}_{i=1}^N$. The anchor frame \mathcal{I}_c^{warp} is intact and serves as the basis for warping (i.e., $\mathcal{I}_c^{warp} = \mathcal{I}_c$). For the other frames ($i \neq c$), we overlay these points tracked from the conditioning frame c to frame i onto the masked region of \mathcal{I}_i (i.e., \mathcal{I}_i^m), creating a composite image \mathcal{I}_i^{warp} . See Figure 3 (upper right) for an illustration of this process.

We vary the sparsity level of sampled motion points, r from 0 to 100 during training, preparing the model for a range of scenarios—from no motion guidance to full motion information. During inference, we demonstrate that the model is capable of generating video sequences with varying levels of motion alignment to the original video (see Section 4.2 and Supp. C.3 for further discussion). Thus, our stage-II training goal is to take the warped yet incomplete video sequence (\mathcal{V}^{warp}) as input, then learn to fill in the gaps and smooth over discontinuities to reconstruct the full video (\mathcal{V}).

Model design We design the stage-II model as a video LDM. The LDM architecture and training objective closely follow those of stage I, with some adaptations for handling video sequences. We continue to use the VAE encoder \mathcal{E} , but now apply it to a sequence of frames $\mathcal{V} \in \mathbb{R}^{N \times 3 \times H \times W}$ to obtain the latent feature $\mathbf{z} \in \mathbb{R}^{N \times 4 \times H/8 \times W/8}$. We inflate the 2D UNet into a 3D UNet as the denoising network (denoted by $\epsilon_{\theta_2}(\circ, t)$) for generating a frame sequence. Specifically, we insert additional temporal layers into the 2D UNet and interleave them with spatial layers, following [1, 10]. The stage-II training objective is shown below:

$$\mathcal{L}_{stageII} = \mathbb{E}_{\mathbf{z}, \mathbf{z}^w, d^c, \epsilon \sim \mathcal{N}(0,1), t} [\|\epsilon - \epsilon_{\theta_2}(\mathbf{z}_t, \mathbf{z}^w, d^c, t)\|_2^2]. \quad (2)$$

Our video LDM involves two conditional signals in addition to the standard \mathbf{z}_t (a noised version of \mathbf{z}) and diffusion time step t : (1) The warped video sequence $\mathcal{V}^{warp} \in \mathbb{R}^{N \times 3 \times H \times W}$, is processed similarly as \mathcal{V} , encoded by \mathcal{E} , producing a latent feature $\mathbf{z}^w \in \mathbb{R}^{N \times 4 \times H/8 \times W/8}$. \mathbf{z}^w is then concatenated channel-wise with \mathbf{z} before being fed into the denoising network ϵ_{θ_2} . (2) The selected frame \mathcal{I}_c , besides serving as the anchor in the warping process, is also encoded by CLIP [43], yielding $d^c \in \mathbb{R}^{768}$ that provides high-level contextual guidance and is incorporated in ϵ_{θ_2} via cross-attention.

4 Experiments

To comprehensively evaluate HOI-Swap, we consider both the image editing (accomplished by the stage-I model) and video editing (facilitated by the entire pipeline) task. We describe experimental setup in Section 4.1 and present editing results along with an ablation analysis in Section 4.2.

4.1 Experimental Setup

Datasets Our training leverages two large-scale egocentric datasets, HOI4D [35] and Ego-Exo4D [15], which feature abundant HOIs, making them particularly suitable for exploring this problem. In total, the stage-I model is trained on 106.7K frames and the stage-II model uses 26.8K 2-second video clips for training. The evaluation set for image editing includes 1,250 source images, each paired with four reference object images, resulting in a total of 5,000 edited images. The evaluation set for video editing is composed of 25 source videos, also combined with four object images each, yielding 100 unique edited videos. Note that: (1) For image editing evaluation, we include both hand-present scenarios, which challenge the model’s HOI-aware capabilities, and non-hand-present scenarios to evaluate its general object-swapping capability. (2) For video editing evaluation, in addition to HOI4D videos, we include challenging in-the-wild videos from EPIC-Kitchens [8] and third-person videos from TCN Pouring [47]—datasets not used in training—to assess the model’s zero-shot generalization across diverse scenarios. See Supp. B.1 for complete dataset descriptions.

Baselines For image editing, our stage-I model is compared with two strong image inpainting approaches, PBE [56] and AnyDoor [7], along with a hand-insertion approach Afford Diff [61] in the HOI domain. For video editing, we consider the following baselines: (1) applying the best image editing baseline to each frame of the video; (2) integrating the best image editing baseline with AnyV2V [28], a recent video editing approach that takes one edited frame from any black-box image editing model as conditional guidance; (3) VideoSwap [17], the state-of-the-art approach in customized object swapping. Besides these object-image-guided approaches, we include a focused comparison with text-guided approaches for a thorough evaluation. See Supp. C.5 for the discussion.

Evaluation HOI-Swap is evaluated through both human and automatic metrics. We conduct a user study, involving 15 participants that assess 260 image edits and 100 video edits. Participants are presented with four edited results, three from baselines and one from HOI-Swap (randomly shuffled) and asked to pick the best one in terms of object identity, HOI realism, and overall quality (for image edits), motion alignment and overall quality (for video edits). Each sample is assessed by three different participants. For automatic evaluation, we employ several metrics across different dimensions: (1) HOI contact agreement and hand agreement to measure spatial alignment, following [61, 65]; (2) hand fidelity, following [37]; (3) subject consistency and motion smoothness from VBench [23] to evaluate general video quality. See Supp. B.3 for full descriptions.

Table 1: Quantitative Evaluation of HOI-Swap using (1) automatic metrics: contact agreement (cont. agr.), hand agreement (hand agr.), hand fidelity (hand fid.), subject consistency (subj. cons.), and motion smoothness (mot. smth.)—the last two are for video only and (2) user preference rate (user pref.) from our user study. For video editing, users were given an option to report if they found all edits unsatisfactory, which has an average selection rate of 10.9%. All values are percentages.

Image Editing	cont. agr.	hand agr.	hand fid.	user pref.	Video Editing	subj. cons.	mot. smth.	cont. agr.	hand agr.	hand fid.	user pref.
PBE [56]	67.8	71.9	73.9	4.5	Per-frame	87.4	95.3	86.4	64.8	82.2	0.2
AnyDoor [7]	84.6	70.9	86.3	15.6	AnyV2V [28]	71.7	95.6	68.3	30.8	27.0	1.2
Afford Diff [61]	78.6	19.5	92.9	7.6	VideoSwap [17]	91.8	97.8	87.9	52.6	81.9	1.2
HOI-Swap (ours)	87.9	79.8	97.4	72.1	HOI-Swap (ours)	92.4	98.2	93.1	78.6	97.6	86.4

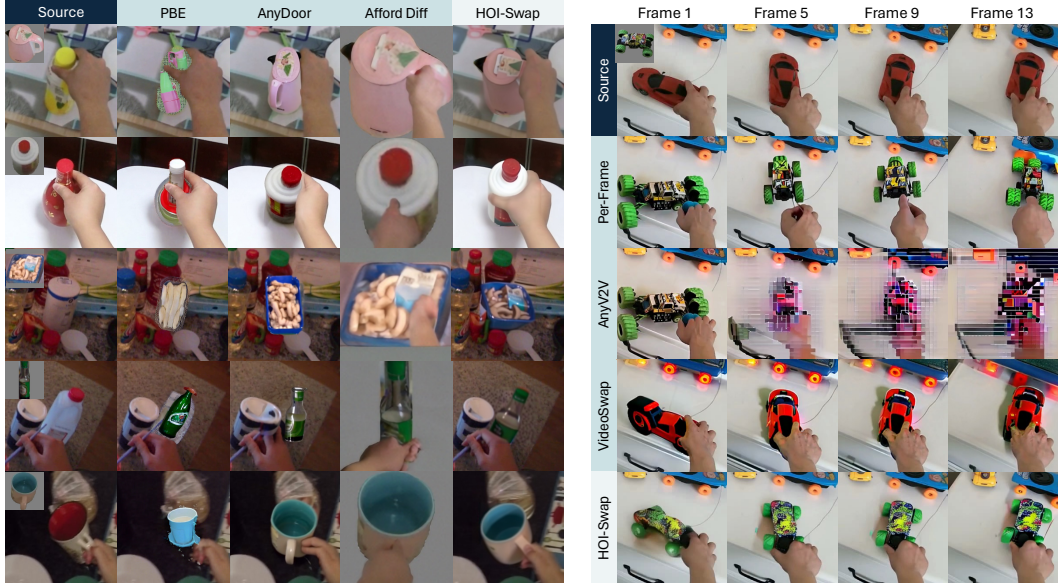


Figure 4: Qualitative Results of HOI-Swap. We compare HOI-Swap with image (left) and video editing approaches (right). The reference object image is shown in the upper left corner of the source image. For image editing, HOI-Swap demonstrates the ability to seamlessly swap in-contact objects with HOI awareness, even in cluttered scenes. For video editing, HOI-Swap effectively propagates the one-frame edit across the entire video sequence while accurately following the source video’s motion, achieving the highest overall quality among all methods. We highly encourage readers to check Supp. C.1 and Supp. video for more comparisons.

Implementation The stage-I model is trained on 512×512 resolution images for 25K steps. For stage-II training, input video resolution is set as $14 \times 256 \times 256$, where we sample 14 frames at an fps of 7 and train the model for 50K steps. See Supp. B.4 for full details.

4.2 Editing Results

Quantitative evaluation Table 1 compares the performance of HOI-Swap on both image and video editing tasks. For image editing, the two inpainting approaches, PBE [56] and AnyDoor [7] struggle to generate the hand correctly, as indicated by hand fidelity scores below 90%. Afford Diff [61] is developed for the HOI context and also benefits from HOI-specific training data in HOI4D. It produces high-fidelity hands but does not address the editing task adequately, resulting in low contact and hand agreement with the source image. Our proposed HOI-Swap excels in both aspects, achieving superior performance in agreement and fidelity scores. In the human evaluation, HOI-Swap is consistently favored over the other three approaches, achieving a preference rate of 72.1%. For video editing, HOI-Swap outperforms all competing methods across all metrics, including general video quality metrics (subject consistency and motion smoothness) and HOI edit metrics (contact agreement, hand agreement and hand fidelity). It significantly surpasses the three baseline approaches, winning the user study with a selection rate of 86.4%. Recognizing the inherent challenges of the video editing task, we included a survey question asking users if “All edits are of very low quality; none successfully swap the object.” This response was selected at an average rate of 10.9%. See Supp. C.2 for details.

Qualitative evaluation Figure 4 shows HOI-Swap’s edited images (left) and videos (right) alongside baseline comparisons. For image editing, HOI-Swap exhibits strong HOI-awareness, accurately adjusting hand-holding patterns based on the reference object’s properties (rows 1 and 2, with source images from HOI4D [35]). Moreover, HOI-Swap serves as a general object-swapping tool (not limited to HOIs) and can seamlessly swap in-contact objects in cluttered scenes (rows 3 and 4, with source images from EgoExo4D [15]). The final row demonstrates HOI-Swap’s zero-shot generalization capability, using source images from EPIC-Kitchens [8]. Despite the out-of-distribution samples, HOI-Swap successfully aligns the reference mug handle with the source’s hand context, whereas baselines like AnyDoor [7] fail to establish this connection. See Supp. C.1 for more examples.

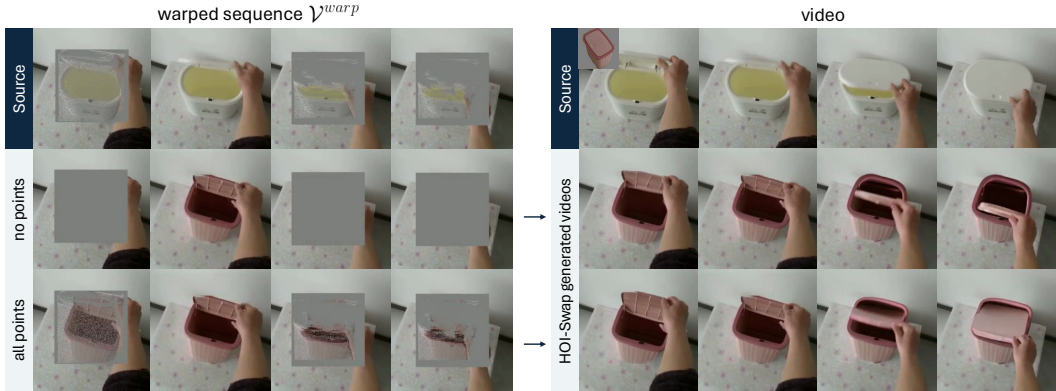


Figure 5: Ablation study on sampled motion points, comparing no to full motion points sampling. Left: we visualize \mathcal{V}^{warp} , used as conditional guidance for the stage-II model. Note that row 1 displays \mathcal{V}^{warp} based on the source frame and is for illustration only, not provided to the model. Right: HOI-Swap exhibits controllable motion alignment: with no sampled points, the generated video diverges from the source video’s motion; with full motion points, it closely mimics the source.

For video editing (Figure 4 right), the source video depicts a hand rotating a toy car. The per-frame approach struggles with temporal consistency of the object identity and produces unnatural HOI motions. AnyV2V [28] fails to propagate the first-frame edit through subsequent frames, leading to inconsistencies. VideoSwap [17] preserves the overall look of the source video but fails to swap the reference object (i.e., the green toy car). In contrast, HOI-Swap delivers video edits that realistically depict HOI and faithfully follow the source video’s motion. Beyond this specific example, we note that baseline methods generally perform poorly on our in-contact object swapping task across various examples (see Supp. video for more results). Despite our best efforts to reproduce their results using the official code and adjusting hyperparameters according to the provided guidelines, the performance of these models remained notably suboptimal. We observe similar issues with state-of-the-art text-guided approaches (Supp. C.5). This persistent underperformance highlights a big gap in current (otherwise quite powerful) diffusion models in their ability to accurately model the intricacies of HOIs, indicating great opportunities for further advancements in this field.

Ablation study on motion points sparsity HOI-Swap can generate videos with different degrees of motion alignment with the original video. Figure 5 compares the generated results when sampling no points versus full points. Here the source video depicts a closing trash can lid action. In row 2, when no points are sampled (resulting in no warping), the generated video does not follow the closing lid motion but instead depicts an action of putting the lid into the bin; the visible hand motion outside the inpainting region provides context, guiding the model to generate a plausible sequence with the hand moving downward. Conversely, using all motion points produces videos that closely align with the source video’s motion. See Supp. C.3 for follow-up discussion on this.

Limitations The problem of swapping in-contact objects in videos is inherently very challenging. While HOI-Swap marks an important first step towards addressing these complexities, we recognize its current limitations. Details on these limitations and failure modes are presented in Supp. D.

5 Conclusion

Recognizing the limitations of current diffusion models in effectively capturing HOIs, we introduce HOI-Swap, a novel approach for swapping hand-interacting objects in videos based on one reference object image. HOI-Swap consists of two stages: the first seamlessly integrates the reference object into a single frame, while the second propagates this edit across the entire sequence, with controllable motion alignment. Both qualitative and quantitative evaluations demonstrate that HOI-Swap produces realistic video edits with accurate HOIs that align well with the source content. In all, this work broadens the capabilities of generative models in video editing and represents the initial step towards solutions that can adeptly handle the intricacies of complex and dynamic HOIs in videos.

References

- [1] Andreas Blattmann, Robin Rombach, Huan Ling, Tim Dockhorn, Seung Wook Kim, Sanja Fidler, and Karsten Kreis. Align your latents: High-resolution video synthesis with latent diffusion models. In *Proceedings of the IEEE/CVF Conference on Computer Vision and Pattern Recognition*, pages 22563–22575, 2023.
- [2] Tim Brooks, Aleksander Holynski, and Alexei A Efros. Instructpix2pix: Learning to follow image editing instructions. In *Proceedings of the IEEE/CVF Conference on Computer Vision and Pattern Recognition*, pages 18392–18402, 2023.
- [3] Mathilde Caron, Hugo Touvron, Ishan Misra, Hervé Jégou, Julien Mairal, Piotr Bojanowski, and Armand Joulin. Emerging properties in self-supervised vision transformers. In *Proceedings of the IEEE/CVF international conference on computer vision*, pages 9650–9660, 2021.
- [4] Duygu Ceylan, Chun-Hao P Huang, and Niloy J Mitra. Pix2video: Video editing using image diffusion. In *Proceedings of the IEEE/CVF International Conference on Computer Vision*, pages 23206–23217, 2023.
- [5] Wenhao Chai, Xun Guo, Gaoang Wang, and Yan Lu. Stablevideo: Text-driven consistency-aware diffusion video editing. In *Proceedings of the IEEE/CVF International Conference on Computer Vision*, pages 23040–23050, 2023.
- [6] Weifeng Chen, Jie Wu, Pan Xie, Hefeng Wu, Jiashi Li, Xin Xia, Xuefeng Xiao, and Liang Lin. Control-a-video: Controllable text-to-video generation with diffusion models. *arXiv preprint arXiv:2305.13840*, 2023.
- [7] Xi Chen, Lianghua Huang, Yu Liu, Yujun Shen, Deli Zhao, and Hengshuang Zhao. Anydoor: Zero-shot object-level image customization. *arXiv preprint arXiv:2307.09481*, 2023.
- [8] Dima Damen, Hazel Doughty, Giovanni Maria Farinella, Sanja Fidler, Antonino Furnari, Evangelos Kazakos, Davide Moltisanti, Jonathan Munro, Toby Perrett, Will Price, et al. Scaling egocentric vision: The epic-kitchens dataset. In *Proceedings of the European conference on computer vision (ECCV)*, pages 720–736, 2018.
- [9] Christian Diller and Angela Dai. Cg-hoi: Contact-guided 3d human-object interaction generation. *arXiv preprint arXiv:2311.16097*, 2023.
- [10] Patrick Esser, Johnathan Chiu, Parmida Atighehchian, Jonathan Granskog, and Anastasis Germanidis. Structure and content-guided video synthesis with diffusion models. In *Proceedings of the IEEE/CVF International Conference on Computer Vision*, pages 7346–7356, 2023.
- [11] Rinon Gal, Yuval Alaluf, Yuval Atzmon, Or Patashnik, Amit H Bermano, Gal Chechik, and Daniel Cohen-Or. An image is worth one word: Personalizing text-to-image generation using textual inversion. *arXiv preprint arXiv:2208.01618*, 2022.
- [12] Michal Geyer, Omer Bar-Tal, Shai Bagon, and Tali Dekel. Tokenflow: Consistent diffusion features for consistent video editing. *arXiv preprint arXiv:2307.10373*, 2023.
- [13] Rohit Girdhar, Mannat Singh, Andrew Brown, Quentin Duval, Samaneh Azadi, Sai Saketh Rambhatla, Akbar Shah, Xi Yin, Devi Parikh, and Ishan Misra. Emu video: Factorizing text-to-video generation by explicit image conditioning. *arXiv preprint arXiv:2311.10709*, 2023.
- [14] Vidit Goel, Elia Peruzzo, Yifan Jiang, DeJia Xu, Nicu Sebe, Trevor Darrell, Zhangyang Wang, and Humphrey Shi. Pair-diffusion: Object-level image editing with structure-and-appearance paired diffusion models. *arXiv preprint arXiv:2303.17546*, 2023.
- [15] Kristen Grauman, Andrew Westbury, Lorenzo Torresani, Kris Kitani, Jitendra Malik, Triantafyllos Afouras, Kumar Ashutosh, Vijay Baiyya, Siddhant Bansal, Bikram Boote, et al. Ego-exo4d: Understanding skilled human activity from first-and third-person perspectives. *arXiv preprint arXiv:2311.18259*, 2023.
- [16] Jing Gu, Yilin Wang, Nanxuan Zhao, Wei Xiong, Qing Liu, Zhifei Zhang, He Zhang, Jianming Zhang, HyunJoon Jung, and Xin Eric Wang. Swapanything: Enabling arbitrary object swapping in personalized visual editing. *arXiv preprint arXiv:2404.05717*, 2024.
- [17] Yuchao Gu, Yipin Zhou, Bichen Wu, Licheng Yu, Jia-Wei Liu, Rui Zhao, Jay Zhangjie Wu, David Junhao Zhang, Mike Zheng Shou, and Kevin Tang. Videoswap: Customized video subject swapping with interactive semantic point correspondence. *arXiv preprint arXiv:2312.02087*, 2023.

- [18] Amir Hertz, Ron Mokady, Jay Tenenbaum, Kfir Aberman, Yael Pritch, and Daniel Cohen-Or. Prompt-to-prompt image editing with cross attention control. *arXiv preprint arXiv:2208.01626*, 2022.
- [19] Jonathan Ho, Ajay Jain, and Pieter Abbeel. Denoising diffusion probabilistic models. *Advances in neural information processing systems*, 33:6840–6851, 2020.
- [20] Hezhen Hu, Weilun Wang, Wengang Zhou, and Houqiang Li. Hand-object interaction image generation. *Advances in Neural Information Processing Systems*, 35:23805–23817, 2022.
- [21] Zhihao Hu and Dong Xu. Videocontrolnet: A motion-guided video-to-video translation framework by using diffusion model with controlnet. *arXiv preprint arXiv:2307.14073*, 2023.
- [22] Lianghai Huang, Di Chen, Yu Liu, Yujun Shen, Deli Zhao, and Jingren Zhou. Composer: Creative and controllable image synthesis with composable conditions. *arXiv preprint arXiv:2302.09778*, 2023.
- [23] Ziqi Huang, Yinan He, Jiashuo Yu, Fan Zhang, Chenyang Si, Yuming Jiang, Yuanhan Zhang, Tianxing Wu, Qingyang Jin, Nattapol Chanpaisit, et al. Vbench: Comprehensive benchmark suite for video generative models. *arXiv preprint arXiv:2311.17982*, 2023.
- [24] Inbar Huberman-Spiegelglas, Vladimir Kulikov, and Tomer Michaeli. An edit friendly ddpn noise space: Inversion and manipulations. *arXiv preprint arXiv:2304.06140*, 2023.
- [25] Ivan Kapelyukh, Vitalis Vosylius, and Edward Johns. Dall-e-bot: Introducing web-scale diffusion models to robotics. *IEEE Robotics and Automation Letters*, 2023.
- [26] Bahjat Kawar, Shiran Zada, Oran Lang, Omer Tov, Huiwen Chang, Tali Dekel, Inbar Mosseri, and Michal Irani. Imagic: Text-based real image editing with diffusion models. In *Proceedings of the IEEE/CVF Conference on Computer Vision and Pattern Recognition*, pages 6007–6017, 2023.
- [27] Diederik P Kingma and Max Welling. Auto-encoding variational bayes. *arXiv preprint arXiv:1312.6114*, 2013.
- [28] Max Ku, Cong Wei, Weiming Ren, Huan Yang, and Wenhui Chen. Anyv2v: A plug-and-play framework for any video-to-video editing tasks. *arXiv preprint arXiv:2403.14468*, 2024.
- [29] Sumith Kulal, Tim Brooks, Alex Aiken, Jiajun Wu, Jimei Yang, Jingwan Lu, Alexei A Efros, and Krishna Kumar Singh. Putting people in their place: Affordance-aware human insertion into scenes. In *Proceedings of the IEEE/CVF Conference on Computer Vision and Pattern Recognition*, pages 17089–17099, 2023.
- [30] Pika Labs. <https://pika.art>, 2024.
- [31] Bolin Lai, Xiaoliang Dai, Lawrence Chen, Guan Pang, James M Rehg, and Miao Liu. Lego: Learning egocentric action frame generation via visual instruction tuning. *arXiv preprint arXiv:2312.03849*, 2023.
- [32] Yao-Chih Lee, Ji-Ze Genevieve Jang, Yi-Ting Chen, Elizabeth Qiu, and Jia-Bin Huang. Shape-aware text-driven layered video editing. In *Proceedings of the IEEE/CVF Conference on Computer Vision and Pattern Recognition*, pages 14317–14326, 2023.
- [33] Zhen Li, Zuo-Liang Zhu, Ling-Hao Han, Qibin Hou, Chun-Le Guo, and Ming-Ming Cheng. Amt: All-pairs multi-field transforms for efficient frame interpolation. In *Proceedings of the IEEE/CVF Conference on Computer Vision and Pattern Recognition*, pages 9801–9810, 2023.
- [34] Feng Liang, Bichen Wu, Jialiang Wang, Licheng Yu, Kunpeng Li, Yinan Zhao, Ishan Misra, Jia-Bin Huang, Peizhao Zhang, Peter Vajda, et al. Flowvid: Taming imperfect optical flows for consistent video-to-video synthesis. *arXiv preprint arXiv:2312.17681*, 2023.
- [35] Yunze Liu, Yun Liu, Che Jiang, Kangbo Lyu, Weikang Wan, Hao Shen, Boqiang Liang, Zhoujie Fu, He Wang, and Li Yi. Hoi4d: A 4d egocentric dataset for category-level human-object interaction. In *Proceedings of the IEEE/CVF Conference on Computer Vision and Pattern Recognition*, pages 21013–21022, 2022.
- [36] Shilin Lu, Yanzhu Liu, and Adams Wai-Kin Kong. Tf-icon: Diffusion-based training-free cross-domain image composition. In *Proceedings of the IEEE/CVF International Conference on Computer Vision*, pages 2294–2305, 2023.
- [37] Mi Luo, Zihui Xue, Alex Dimakis, and Kristen Grauman. Put myself in your shoes: Lifting the egocentric perspective from exocentric videos. *arXiv preprint arXiv:2403.06351*, 2024.

- [38] Chenlin Meng, Yutong He, Yang Song, Jiaming Song, Jiajun Wu, Jun-Yan Zhu, and Stefano Ermon. Sdedit: Guided image synthesis and editing with stochastic differential equations. *arXiv preprint arXiv:2108.01073*, 2021.
- [39] Chong Mou, Xintao Wang, Liangbin Xie, Yanze Wu, Jian Zhang, Zhongang Qi, and Ying Shan. T2i-adapter: Learning adapters to dig out more controllable ability for text-to-image diffusion models. In *Proceedings of the AAAI Conference on Artificial Intelligence*, volume 38, pages 4296–4304, 2024.
- [40] Alex Nichol, Prafulla Dhariwal, Aditya Ramesh, Pranav Shyam, Pamela Mishkin, Bob McGrew, Ilya Sutskever, and Mark Chen. Glide: Towards photorealistic image generation and editing with text-guided diffusion models. *arXiv preprint arXiv:2112.10741*, 2021.
- [41] Elia Peruzzo, Vidit Goel, DeJia Xu, Xingqian Xu, Yifan Jiang, Zhangyang Wang, Humphrey Shi, and Nicu Sebe. Vase: Object-centric appearance and shape manipulation of real videos. *arXiv preprint arXiv:2401.02473*, 2024.
- [42] Chenyang Qi, Xiaodong Cun, Yong Zhang, Chenyang Lei, Xintao Wang, Ying Shan, and Qifeng Chen. Fatezero: Fusing attentions for zero-shot text-based video editing. In *Proceedings of the IEEE/CVF International Conference on Computer Vision*, pages 15932–15942, 2023.
- [43] Alec Radford, Jong Wook Kim, Chris Hallacy, Aditya Ramesh, Gabriel Goh, Sandhini Agarwal, Girish Sastry, Amanda Askell, Pamela Mishkin, Jack Clark, et al. Learning transferable visual models from natural language supervision. In *International conference on machine learning*, pages 8748–8763. PMLR, 2021.
- [44] Robin Rombach, Andreas Blattmann, Dominik Lorenz, Patrick Esser, and Björn Ommer. High-resolution image synthesis with latent diffusion models. In *Proceedings of the IEEE/CVF conference on computer vision and pattern recognition*, pages 10684–10695, 2022.
- [45] Olaf Ronneberger, Philipp Fischer, and Thomas Brox. U-net: Convolutional networks for biomedical image segmentation. In *Medical image computing and computer-assisted intervention—MICCAI 2015: 18th international conference, Munich, Germany, October 5-9, 2015, proceedings, part III 18*, pages 234–241. Springer, 2015.
- [46] Nataniel Ruiz, Yuanzhen Li, Varun Jampani, Yael Pritch, Michael Rubinstein, and Kfir Aberman. Dreambooth: Fine tuning text-to-image diffusion models for subject-driven generation. In *Proceedings of the IEEE/CVF Conference on Computer Vision and Pattern Recognition*, pages 22500–22510, 2023.
- [47] Pierre Sermanet, Corey Lynch, Jasmine Hsu, and Sergey Levine. Time-contrastive networks: Self-supervised learning from multi-view observation. In *2017 IEEE Conference on Computer Vision and Pattern Recognition Workshops (CVPRW)*, pages 486–487. IEEE, 2017.
- [48] Dandan Shan, Jiaqi Geng, Michelle Shu, and David F Fouhey. Understanding human hands in contact at internet scale. In *Proceedings of the IEEE/CVF conference on computer vision and pattern recognition*, pages 9869–9878, 2020.
- [49] Yizhi Song, Zhifei Zhang, Zhe Lin, Scott Cohen, Brian Price, Jianming Zhang, Soo Ye Kim, and Daniel Aliaga. Objectstitch: Object compositing with diffusion model. In *Proceedings of the IEEE/CVF Conference on Computer Vision and Pattern Recognition*, pages 18310–18319, 2023.
- [50] Yizhi Song, Zhifei Zhang, Zhe Lin, Scott Cohen, Brian Price, Jianming Zhang, Soo Ye Kim, He Zhang, Wei Xiong, and Daniel Aliaga. Imprint: Generative object compositing by learning identity-preserving representation. *arXiv preprint arXiv:2403.10701*, 2024.
- [51] Zachary Teed and Jia Deng. Raft: Recurrent all-pairs field transforms for optical flow. In *Computer Vision—ECCV 2020: 16th European Conference, Glasgow, UK, August 23–28, 2020, Proceedings, Part II 16*, pages 402–419. Springer, 2020.
- [52] Narek Tumanyan, Michal Geyer, Shai Bagon, and Tali Dekel. Plug-and-play diffusion features for text-driven image-to-image translation. In *Proceedings of the IEEE/CVF Conference on Computer Vision and Pattern Recognition*, pages 1921–1930, 2023.
- [53] Xiang Wang, Hangjie Yuan, Shiwei Zhang, Dayou Chen, Jiuniu Wang, Yingya Zhang, Yujun Shen, Deli Zhao, and Jingren Zhou. Videocomposer: Compositional video synthesis with motion controllability. *Advances in Neural Information Processing Systems*, 36, 2024.

- [54] Jay Zhangjie Wu, Yixiao Ge, Xintao Wang, Stan Weixian Lei, Yuchao Gu, Yufei Shi, Wynne Hsu, Ying Shan, Xiaohu Qie, and Mike Zheng Shou. Tune-a-video: One-shot tuning of image diffusion models for text-to-video generation. In *Proceedings of the IEEE/CVF International Conference on Computer Vision*, pages 7623–7633, 2023.
- [55] Zhen Xing, Qijun Feng, Haoran Chen, Qi Dai, Han Hu, Hang Xu, Zuxuan Wu, and Yu-Gang Jiang. A survey on video diffusion models. *arXiv preprint arXiv:2310.10647*, 2023.
- [56] Binxin Yang, Shuyang Gu, Bo Zhang, Ting Zhang, Xuejin Chen, Xiaoyan Sun, Dong Chen, and Fang Wen. Paint by example: Exemplar-based image editing with diffusion models. In *Proceedings of the IEEE/CVF Conference on Computer Vision and Pattern Recognition*, pages 18381–18391, 2023.
- [57] Mengjiao Yang, Yilun Du, Kamyar Ghasemipour, Jonathan Tompson, Dale Schuurmans, and Pieter Abbeel. Learning interactive real-world simulators. *arXiv preprint arXiv:2310.06114*, 2023.
- [58] Shuai Yang, Yifan Zhou, Ziwei Liu, and Chen Change Loy. Rerender a video: Zero-shot text-guided video-to-video translation. In *SIGGRAPH Asia 2023 Conference Papers*, pages 1–11, 2023.
- [59] Danah Yatim, Rafail Fridman, Omer Bar Tal, Yoni Kasten, and Tali Dekel. Space-time diffusion features for zero-shot text-driven motion transfer. *arXiv preprint arXiv:2311.17009*, 2023.
- [60] Yufei Ye, Poorvi Hebbbar, Abhinav Gupta, and Shubham Tulsiani. Diffusion-guided reconstruction of everyday hand-object interaction clips. In *Proceedings of the IEEE/CVF International Conference on Computer Vision*, pages 19717–19728, 2023.
- [61] Yufei Ye, Xueting Li, Abhinav Gupta, Shalini De Mello, Stan Birchfield, Jiaming Song, Shubham Tulsiani, and Sifei Liu. Affordance diffusion: Synthesizing hand-object interactions. In *Proceedings of the IEEE/CVF Conference on Computer Vision and Pattern Recognition*, pages 22479–22489, 2023.
- [62] David Junhao Zhang, Dongxu Li, Hung Le, Mike Zheng Shou, Caiming Xiong, and Doyen Sahoo. Moonshot: Towards controllable video generation and editing with multimodal conditions. *arXiv preprint arXiv:2401.01827*, 2024.
- [63] Hui Zhang, Sammy Christen, Zicong Fan, Otmar Hilliges, and Jie Song. Grasppl: Generating grasping motions for diverse objects at scale. *arXiv preprint arXiv:2403.19649*, 2024.
- [64] Lvmin Zhang, Anyi Rao, and Maneesh Agrawala. Adding conditional control to text-to-image diffusion models. In *Proceedings of the IEEE/CVF International Conference on Computer Vision*, pages 3836–3847, 2023.
- [65] Mengqi Zhang, Yang Fu, Zheng Ding, Sifei Liu, Zhuowen Tu, and Xiaolong Wang. Hoidiffusion: Generating realistic 3d hand-object interaction data. *arXiv preprint arXiv:2403.12011*, 2024.
- [66] Zhichao Zuo, Zhao Zhang, Yan Luo, Yang Zhao, Haijun Zhang, Yi Yang, and Meng Wang. Cut-and-paste: Subject-driven video editing with attention control. *arXiv preprint arXiv:2311.11697*, 2023.

Contents

A Supplementary Video	14
B Experimental Setup	14
B.1 Datasets	14
B.2 Baselines	15
B.3 Evaluation	15
B.4 Implementation	17
C Editing Results	17
C.1 More qualitative results	17
C.2 User study analysis	17
C.3 Ablation study	17
C.4 Discussion on sampling region	21
C.5 Comparison with text-guided editing approaches	23
D Limitations	23
E Societal Impact	23

A Supplementary Video

We invite readers to view the Supp. video available at <https://vision.cs.utexas.edu/projects/HOI-Swap>, which presents additional qualitative results of HOI-Swap. The video showcases video editing comparisons with baselines approaches, demonstrates zero-shot generalization on EPIC-Kitchens and TCN Pouring datasets (on which the model was not trained), includes an ablation study on varying the number of sampled motion points, and presents failure cases of HOI-Swap.

B Experimental Setup


B.1 Datasets

We adopt all available videos in HOI4D [35] due to its comprehensive per-frame object mask annotations. We use 2,679 videos for training and hold out 292 videos for evaluation; the evaluation videos are selected based on object instance ids to ensure that the source objects during test time are unseen by the model. In total, the dataset offers 79.9K frames (sampled at the original 15 fps) and 26.8K 2-second video clips for training. HOI4D features 16 object categories, ranging from rigid objects like bowls, mugs, and kettles to articulated objects like laptops, pliers, and buckets. For evaluation, we select 1,000 images and 17 videos from the hold-out set as the source and combine each source with four randomly chosen reference object images.


For EgoExo4D [15], we utilize the ground truth object segmentation masks available at 1 fps for stage-I training. Since our video model operates at 7 fps, a future enhancement could involve interpolating these masks to scale up stage-II training with EgoExo4D videos and the corresponding pseudo masks. We focus on 18 frequently occurring object categories where editing is relevant: bowl, container, bottle, package, knife, pan, spoon, plate, spatula, pot, mug, cup, jar, glass, jug, kettle, and skillet. We adopt frames belonging to these categories and follow the official split, resulting in 18.7K training frames. For evaluation, we take 250 images from the official validation split as sources and combine each with four randomly chosen reference object images, resulting in 1,000 edited images.

HOI-Swap Image Human Evaluation Survey


- **Notes to read before you start:**
 - **Image Editing Task Definition:** Given an original frame and an image of a reference object, Image Editing aims to swap the object from the original frame with the reference object seamlessly, maintaining **the consistency in frame context and overall appearance of reference object**.
 - In the choices for the questions, you may see:
 - Some baselines produce all-black images. Don't worry about it. This issue is not caused by your failure to load the images.
 - Some baseline models may generate hands that appear unnatural or uncomfortable. We appreciate your patience.
 - Some reference objects appear unnatural due to image segmentation issues, resulting in visible holes or irregularities.
- **What is a good image edit?** [An example](#) (please click the link to access the slides).
- **Questions for you to answer.**




Original frame




Reference object




A



B



C



D

Q1: Which **Two** images reverse the identity of the reference object best? (You need to select **Two** choices.)

A B C D

Q2: Which image demonstrates the best hand-object interaction? You need to select **One** choice. You should consider the following two criterias for evaluation: (1) How **realistic** is the hand-object interaction? (2) How well does the edited image **align with** the reference object's semantic (hand grasping would vary for a mug and a toy car) and original frame's scene and hand context?

A B C D

Q3: Which image has the highest overall quality? You need to select **One** choice. "High quality" means seamlessly swap the object. You should consider the following three criterias for evaluation: (1) Does the generated object **maintain the identity** of the reference object image? (2) How **realistic** is the hand-object interaction? (3) How well does the edited image **align with** the reference object's semantic (hand grasping would vary for a mug and a toy car) and original frame's scene and hand context?

A B C D

Figure 6: Human evaluation interface for image editing part. We provide a source frame for editing alongside an image of the reference object. Users are asked to evaluate and select their favorite edited results based on various image editing criteria.

Additionally, we test the model’s zero-shot editing capabilities on four EPIC-Kitchen [8] videos, which depict in-the-wild kitchen scenarios with often cluttered backgrounds, and four videos from TCN Pouring [47], with two being egocentric and two exocentric, featuring pouring motions. This evaluation encompasses a variety of challenging scenarios to thoroughly assess model performance.

B.2 Baselines

We implement the baselines described in Section 4.1 using their official code. AnyDoor is recognized as the best image editing method and is integrated into the two video editing baselines, per-frame and AnyV2V. Note that these methods impose more demanding test-time requirements compared to ours. PBE and AnyDoor both necessitate precise segmentation masks of the source object, while HOI-Swap only requires a bounding box during inference. In addition, VideoSwap requires users to click semantic points for every video, provide a text prompt describing the video, and train a specialized object model using a few reference images. This extensive preprocessing limits its scalability and is a contributing factor to the smaller size of our video evaluation set. In contrast, HOI-Swap is fast on inference, with RAFT optical flow extraction completing in just a few seconds per video, making it efficient and practical for real-world applications.

B.3 Evaluation

Automatic evaluation For automatic evaluation, we employ several metrics across different dimensions: (1) To measure how well the generated content aligns spatially with the source image, we use **HOI contact agreement** and **hand agreement**. Following [61, 65], we utilize the in-contact state label provided by an off-the-shelf hand detector [48]. The HOI contact agreement score is determined by checking if the in-contact label of the generated frame matches the source frame. Additionally, we calculate mIOU between the generated and source hand regions using the detector’s bounding boxes for hand agreement. (2) To evaluate how realistic the generated hand is, we follow [37] and assess **hand fidelity** based on the hand detector’s confidence score. (3) To evaluate video quality, we

HOI-Swap Video Human Evaluation Survey

- **Notes to read before you start:**
 - Video loading may take some time. Please ensure the video has fully loaded before making your selections.
 - **Video Editing Task Definition:** Given an original video and an image of a reference object, Video Editing aims to swap the object from the original video with the reference object seamlessly, maintaining the **consistency in scene context** and **overall appearance of reference object**.
 - In the choices for the questions, you may see:
 - Some baseline models may generate hands that appear unnatural or uncomfortable. We appreciate your patience.
 - Some reference objects appear unnatural due to image segmentation issues, resulting in visible holes or irregularities.
- **What is a good video edit?** [An example](#) (please click the link to access the slides).
- **What is a good motion alignment?** [An example](#) (please click the link to access the slides).
- **Questions for you to answer.**

Q1: Which video has the best motion alignment? A good motion alignment means the generated video has the same motion with the source one. You need to select **One** choices.

A B C D

Q2: Which video has the highest overall quality? You need to select **One** choice. "High quality" means seamlessly swap the object. You should consider the following three criteria for evaluation: (1) Does the **hand object interaction look realistic**? (2) How well does the edited video **align with the reference object's semantic and original video's scene and hand context**? (3) How well does the **motion** in the generated video align with the original video?

A B C D

Q3: Is the following statement true or false? "All edits are of very low quality; none successfully swap the object. I made a choice in the second question only because I was required to."

True False

Figure 7: Human evaluation interface for video editing part. We provide a source video for editing alongside an image of the reference object. Users are asked to evaluate and select their favorite edited videos based on various video editing criteria.

consider **subject consistency** (DINO feature similarity across frames) and **motion smoothness** (determined by motion priors from a video frame interpolation model [33]) as proposed in VBench [23]. Note that we exclude object agreement from the automatic evaluation due to its inaccuracies. Often, the generated hand occludes some object regions, leading to lower similarity scores compared to simply placing the reference object in an area with no or partial hand presence. This discrepancy does not accurately reflect HOI realism and generation quality. To ensure a comprehensive evaluation, we incorporate questions in our user study to address this dimension.

Human evaluation We conducted a user study with 15 participants who assessed 260 image edits and 100 video edits randomly selected from the evaluation set. The human evaluation survey interfaces for image and video editing are shown in Figure 6 and Figure 7, respectively. Each survey began with general guidelines on the evaluation process, followed by examples of high-quality image or video editing results and good motion alignment for videos. For each question, participants were presented with four edited results: three from baselines and one from HOI-Swap, randomly shuffled. Each image or video sample was evaluated by three different participants to minimize bias.

For each image editing question, participants were asked to select the best one or two edits based on the following three evaluation dimensions:

1. **Object Identity:** The ability to preserve the identity of the reference object.
2. **HOI Realism:** The realism of the hand-object interaction and how well the edited image aligns with the reference object's semantics (e.g., hand grasping varies for a mug and a toy car) and the original frame's scene and hand context.
3. **Overall Quality:** The seamlessness of the object swap, considering:
 - Does the generated object maintain the identity of the reference object image?
 - How realistic is the hand-object interaction?
 - How well does the edited image align with the reference object's semantics and the original frame's scene and hand context?

For each video editing question, participants were asked to select the best one or two edits based on the following two evaluation dimensions:

1. **Motion Alignment:** The extent to which the edit matches the motion of the source video.
2. **Overall Quality:** The seamlessness of the object swap, considering:
 - Does the hand-object interaction look realistic?
 - How well does the edited video align with the reference object’s semantics and the original video’s scene and hand context?
 - How well does the motion in the generated video align with the original video?

Recognizing the inherent challenges of the video editing task, we included a sanity check sub-question asking users if “All edits are of very low quality; none successfully swap the object.”

B.4 Implementation

For data preprocessing, we apply several transformations to the reference object image: random rotations with angles ranging from -90 to 90 degrees, random perspective changes, and random horizontal flips. We crop and center the source frame using a variable ratio between 0.3 and 0.6, determined during training to introduce variability; this ratio is defined as the size of the bounding box relative to the image size. For stage-I training: image resolution is set as 512×512 . We train the model for a total of 25K steps with a learning rate of $1e-4$ and a batch size of 8. We finetune the entire 2D UNet for image editing. For stage-II training: input video resolution is set as $14 \times 256 \times 256$, where we sample 14 frames at an fps of 7. The model is trained for a total of 50K steps with a learning rate of $1e-5$ and a batch size of 1. We finetune the temporal layers of the 3D UNet. A classifier-free guidance dropout rate of 0.2 is employed for all stages. Training for each stage takes about 3 days on one 8-NVIDIA-V100-32G GPU node.

C Editing Results

C.1 More qualitative results

Beyond the examples shown in Figure 4 of the main paper, we provide additional qualitative image editing results of HOI-Swap in Figures 8 and 9. HOI-Swap excels in both structured scenarios with relatively clean backgrounds (Figure 8, source frames from HOI4D and TCN Pouring), and challenging in-the-wild scenarios featuring cluttered backgrounds (Figure 9, source frames from EgoExo4D and EPIC Kitchens). Compared to the baselines, HOI-Swap seamlessly integrates the reference object into the target scene, demonstrating exceptional HOI awareness and the ability to accurately reorient the reference object to align with the scene context. Moreover, it also performs well in general object-swapping settings where no hand is involved, as shown in rows 3, 5, and 6 of Figure 9. Please refer to Supp. video for more qualitative results of video editing.

C.2 User study analysis

Table 2 provides the breakdown of the evaluation dimensions for our HOI-Swap vs. baseline models on both image and video editing tasks. In terms of all metrics for both image and video editing, our HOI-Swap’s editing results are consistently preferred by humans. Note that an exception is in object identity, where our HOI-Swap does not surpass Afford Diff. This is because Afford Diff focuses on synthesizing hands on fixed objects, directly copying and pasting the object image from the given reference object image.

C.3 Ablation study

Editing frame selection One question naturally arising from our two-stage editing pipeline is determining which frame from the video sequence to edit. Recall that our training strategy (Section 3.3) prepares the stage-II model to be any-frame-conditioned, bringing maximum inference flexibility. Here, our key insight is to choose a hand-object contact frame for editing due to two main advantages: (1) Hand-object contact frames are particularly challenging as they require generating correct interaction patterns (e.g. grasps) compared with non-contact frames; prioritizing them ensures



Figure 8: Qualitative image editing results of HOI-Swap on structured scenarios, with source images from HOI4D and TCN Pouring.




Figure 9: Qualitative image editing results of HOI-Swap on challenging in-the-wild scenarios, with source images from EgoExo4D and EPIC-Kitchens.

Table 2: Breakdown of user study evaluation metrics. For image editing, we consider metrics including object identity, HOI realism, and overall quality. For video editing, we consider metrics including motion alignment and overall quality. Each value represents the frequency (expressed as a percentage) with which participants prefer that model considering a particular evaluation dimension. Standard deviations are calculated across participants to illustrate preference variability. For video editing, users were given an additional option to indicate if they found all edits unsatisfactory, which has an average rate of 10.9%. Note that our HOI-Swap **does not** surpass Afford Diff in the ability to preserve object identity. This is because Afford Diff focuses on synthesizing hands on fixed objects so the model will directly copy and paste the object image from the given reference object image.

Image Editing	object identity	HOI realism	overall quality	Video Editing	motion alignment	overall quality
PBE [56]	1.9 ± 2.0	11.4 ± 7.1	4.5 ± 2.1	Per-frame	0.2 ± 0.8	0.2 ± 0.8
AnyDoor [7]	40.3 ± 11.1	12.7 ± 7.3	15.6 ± 6.5	AnyV2V [28]	1.6 ± 2.8	1.2 ± 2.7
Afford Diff [61]	86.2 ± 13.2	5.1 ± 4.3	7.6 ± 6.8	VideoSwap [17]	2.8 ± 3.4	1.2 ± 2.0
HOI-Swap (ours)	70.1 ± 6.8	71.5 ± 9.1	72.1 ± 10.8	HOI-Swap (ours)	84.5 ± 10.3	86.4 ± 8.6




Figure 10: We compare generated results using different frames as the stage-I edit frame. Selecting the HOI contact frame (frame 7 in this example) for editing yields the best results.

that the model can handle the most complex scenarios. (2) Hand-object contact frames offer the most comprehensive scene context for the stage-I model, aiding in spatial alignment.

To illustrate, in Figure 10, we compare video editing results when choosing the 1st, 4th and 7th frames in a sequence of picking up a mug. First, it is evident that the 7th frame is the most challenging to edit since it requires precise handling of the grasp region, while the 1st and 4th frame involve no or little hand interaction. Next, while single-frame edits for the 1st and 4th frame look reasonable (successfully swapping the mug), the lack of hand context in these frames leads to incorrect orientation of the mug handle. Consequently, this causes failures or imperfections in generating the subsequent frames 10 and 13, where the hand is unrealistically holding the mug.

Motion points sparsity Following the discussion in Section 4.2 of the main paper, we present a comprehensive analysis of the impact of sampled point sparsity. Figure 11 illustrates two swapping cases, involving the motion of closing a trash can lid. For the left video, the two trash cans differ




Figure 11: Ablation study of sampled motion points sparsity. The left figure illustrates a scenario where only partial motion transfer is desired, due to differences between the original and new object. The right figure showcases a scenario where full motion transfer is beneficial, owing to the similarities between the objects. We invite readers to view these examples in Supp. video.

greatly in shape and closing mechanism. Using all points confuses the model, resulting in an incorrect lid-closing motion. Conversely, using no points generates a different motion of putting down the trash can rather than closing the lid. In this example, using 50% of the points yields the most plausible edit. For the right video, as discussed in the main paper, due to the similarities between the two objects, replicating the full motion by adopting 100% points is effective. In all, HOI-Swap allows users to flexibly decide the extent of motion transfer when generating content, accommodating different scenarios and object characteristics.

C.4 Discussion on sampling region

As described in Section 3.3, we perform uniform sampling of points within the bounding box region. When the new object differs greatly in shape from the original, sampled points might incorrectly capture motion—background points could be assigned foreground motion, and vice versa. A direct solution to mitigate this mismatch is to reduce the sampling density. Nevertheless, we find that HOI-Swap demonstrates considerable robustness even when a large number of points are sampled, adeptly managing potential discrepancies within the warped sequence \mathcal{V}^{warp} . As shown in Figure 12, with 50% points sampled, the visualized \mathcal{V}^{warp} reflects the original object’s shape to a certain extent, yet the model effectively distinguishes between background and the foreground object, recognizing the object as a whole and thereby generating plausible videos.

We identify two potential reasons for the model’s effectiveness. First, our training strategy helps enhance the model’s capability to discern between foreground and background elements, since we intentionally sample points within the bounding box region rather than solely within the object’s segmentation mask. Consequently, the model is trained with a mix of in-object points and background




Figure 12: HOI-Swap demonstrates remarkable robustness, when object shapes differ greatly, leading to motion mismatches of sampled points. Even with a large sampled points density (50%), it effectively handles the flawed warped sequences \mathcal{Y}^{warp} and produces high-quality video edits.



Figure 13: Comparison of HOI-Swap with text-guided diffusion models: Pika [30], Runway [10], and Rerender-a-video (Rerender) [58]. To evaluate these latest models on the object swapping task, we describe the reference object in text and prompt the models to replace the original object in the video. These approaches are unable to alter the shape of the bowl and fail to swap the original bowl with a kettle as required.

points, preparing it to handle background points that may be sampled outside the new object region during inference. Additionally, the relative constancy of background and clear distinction between foreground and background contributes to the model’s robustness, allowing it to recognize the object as a whole and accurately move it even when some regions inaccurately carry motion.

C.5 Comparison with text-guided editing approaches

To understand how the latest text-guided diffusion models perform on this task, we provide qualitative comparison of HOI-Swap with three models: Pika [30], Runway [10], and Rerender A Video [58]. We adopt the text prompt: “change the object in the video to a kettle while keeping background and motion the same”, which proved most effective compared to more complex prompts. As shown in Figure 13, these approaches edit the video in a way that preserves the original object shape, failing to generate the new object or adapt the HOI patterns. These results underscore the unique capabilities of HOI-Swap.

D Limitations

One area for improvement stems from the sampling region discussion in Section C.4, with sampled points potentially carrying wrong motion when object shape changes, particularly when a large number of points are sampled. To further refine our model’s performance, a future direction is to explore fine-grained spatial control in motion alignment. Specifically, concentrated sampling could provide the model with the precise ability to modulate specific regions of an object. These enhancements are anticipated to augment the model’s adaptability and accuracy in editing complex HOI sequences.

Another direction is the development of an automated method to determine the sparsity of motion points based on the object swapping scenario and the motion complexity in the original video. This would allow the model to autonomously decide the extent of motion transfer necessary when generating new content.

In addition, we present failure cases in the Supp. video, stemming from stage-I failure (where the model does not establish accurate spatial alignment) and stage-II failure (where the model fails to correctly understand the reference object as a whole). We invite readers to review these examples for a better understanding of the potential issues.

Finally, we emphasize that the problem of swapping in-contact objects in videos poses significant challenges, particularly with complex HOI sequences. We recognize the limitations of HOI-Swap in its current stage and view this work as an initial step towards resolving these challenges. Looking ahead, we aim to incorporate more precise spatial and motion controls, and expand HOI-Swap’s capabilities to handle longer video sequences with more intricate HOIs.

E Societal Impact

This project aims to equip the community with a powerful tool for swapping customized objects into videos, particularly improving the realism of hand-object interactions. However, there is a potential risk that malicious users could misuse this technology to produce deceptive videos involving real-world individuals, potentially misleading viewers. This issue is not exclusive to our approach but is a common concern across various video editing and generating modeling techniques. To mitigate such risks, one possible solution is to introduce subtle noise perturbations to published images to disrupt the customization process. Furthermore, implementing invisible watermarking in the generated videos could help prevent misuse and ensure proper attribution of the content.