



# Needle In A Video Haystack: A Scalable Synthetic Framework for Benchmarking Video MLLMs

Zijia Zhao<sup>1,2\*</sup>, Haoyu Lu<sup>3\*</sup>, Yuqi Huo<sup>4</sup>, Yifan Du<sup>3</sup>, Tongtian Yue<sup>1,2</sup>,  
Longteng Guo<sup>1,2</sup>, Bingning Wang<sup>4</sup>, Weipeng Chen<sup>4</sup>, Jing Liu<sup>1,2†</sup>

<sup>1</sup>Institute of Automation, Chinese Academy of Sciences

<sup>2</sup>School of Artificial Intelligence, University of Chinese Academy of Sciences

<sup>3</sup>Gaoling School of Artificial Intelligence, Renmin University of China

<sup>4</sup>Baichuan Inc.

zhaozijia2021@ia.ac.cn, lhy1998@ruc.edu.cn

## Abstract

Video understanding is a crucial next step for multimodal large language models (MLLMs). To probe specific aspects of video understanding ability, existing video benchmarks typically require careful video selection based on the target capability, along with laborious annotation of query-response pairs to match the specific video content. This process is both challenging and resource-intensive. In this paper, we propose **VideoNIAH (Video Needle In A Haystack)**, a benchmark construction framework through synthetic video generation. VideoNIAH **decouples** test video content from their query-responses by inserting unrelated image/text 'needles' into original videos. It generates annotations solely from these needles, ensuring diversity in video sources and a variety of query-responses. Additionally, by inserting multiple needles, VideoNIAH rigorously evaluates the temporal understanding capabilities of models. We utilize VideoNIAH to compile a video benchmark **VNBench**, including tasks such as retrieval, ordering, and counting. VNBench can efficiently evaluate the *fine-grained understanding ability* and *spatio-temporal modeling ability* of a video model, while also supporting the *long-context evaluation*. Additionally, we evaluate recent video-centric multimodal large language models (MLLMs), both open-source and proprietary, providing a comprehensive analysis. We find that although proprietary models have significant advantages over open-source models, all existing video models still perform poorly on long-distance dependency tasks. VideoNIAH is a simple yet highly scalable benchmark construction framework, and we believe it will inspire future video benchmark works. The code and data are available at <https://github.com/joez17/VideoNIAH>.

## 1 Introduction

Multimodal Large Language Models (MLLMs) [11, 18, 21, 24, 30, 35, 36] have recently made significant strides in understanding visual content. Video understanding is one of the most crucial next steps to mirror real-world scenarios, and numerous video-centric MLLMs [12, 15, 25, 26, 32] have been proposed. Recent research has further established video benchmarks [3, 13, 22, 29] to assess specific aspects of video understanding in these models.

However, constructing a high-quality video benchmark remains a time-consuming and challenging task, as shown in Fig. 1(a). Meticulous video selection [27, 41] is firstly required based on the

\*Equal contribution.

†Corresponding author.

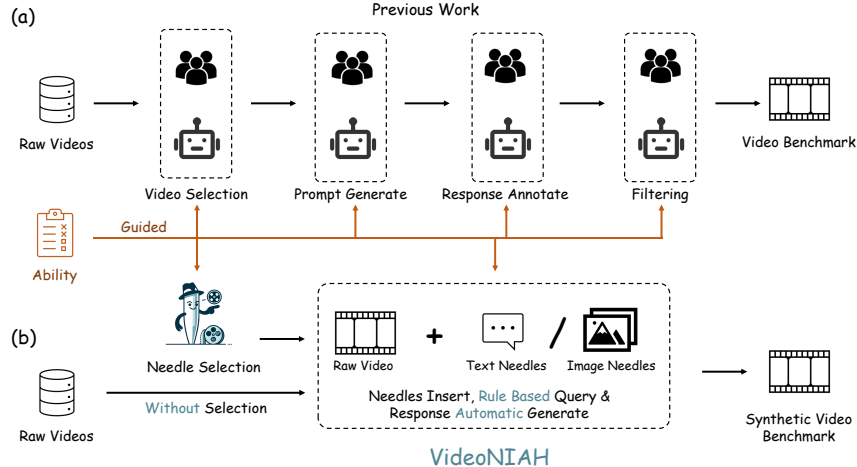


Figure 1: Comparison between **VideoNIAH** and *de facto* paradigm. To evaluate specific video understanding abilities, previous methods involve a huge laborious process of generating query-response pairs and carefully selected videos. In contrast, our approach only requires **defining a rule** and **selecting needles** based on the desired video understanding ability. This allows for the **automatic generation** of benchmark data on **arbitrary videos**.

target capability. For instance, constructing strong temporal perception benchmark on many video sources is challenging, as many raw videos inherently lack temporal dependencies [39, 41]. Previous studies [23, 37] have also highlighted this issue. Meanwhile, constructing benchmark data often involves laborious prompt-engineering [3, 13, 22, 29], manual annotation [3, 6, 27, 29, 41] and data filtering [13, 22, 38, 41] of query-answer pairs tailored to the specific video content. Furthermore, using query-response pairs corresponding to realistic video content poses a potential data leakage risk, where the video content may be misused in the training of video models, compromising the fairness of the benchmark. These limit the scalability and efficiency of developing and evaluating video understanding models.

To address these challenges, we propose **VideoNIAH (Video Needle In A Haystack)**, a simple and scalable video benchmark construction framework utilizing synthetic video generation, which is inspired by the development in language model evaluations [5, 7, 34]. VideoNIAH innovatively decouples test videos from their corresponding query-responses by inserting unrelated image/text "needles" into original video "haystacks". This allows for diverse video sources and flexible video lengths, demonstrating high scalability. Furthermore, we can easily design a video understanding probing task by inserting multiple spatio-temporal "needles" and generating the corresponding query-response pairs based on pre-defined rules on arbitrary videos automatically.

Utilizing VideoNIAH, we compile a comprehensive video benchmark, **VNBench**, which includes tasks such as retrieval, ordering, and counting. These tasks assess a model's ability to comprehend video in **fine-grained level** as well as fully understand video cross **temporal and spatial** dimensions. Additionally, since the video sampled in VideoNIAH method is decoupled with task-specific query-response pairs, we can add various videos in any length and domain into the test set, which makes **long-context video evaluation** possible. We evaluate 10 video understanding MLLMs on VNBench, including 3 proprietary models and 7 open-source models. We observe a significant performance gap between the proprietary and open-source models on temporal tasks (retrieval and ordering), with the proprietary models showing clear advantages. Moreover, most models perform poorly in spatial-temporal tasks (counting), suggesting that current video models are still far from perfect. Furthermore, leveraging the flexibility of VideoNIAH, we study the impact of various components in VNBench, including video context length, the number, position, and characteristics of inserted needles. Through these studies, we elucidate the current limitations of these models, offering valuable insights that may guide future advancements in the field. Our contributions are summarized as follows:

- We proposed **VideoNIAH**, a simple, flexible and scalable synthetic framework for designing video benchmark, which can be used to explore the different aspects of video understanding without heavy annotation resource cost.

Table 1: Comparison between VideoNIAH and other video benchmarks. Videos in VNBench can be any videos unrelated to the needles and the query-response pairs in VNBench are generated by pre-defined rules automatically.

Benchmark	Avg Len	Video Source	Annotation	Filter	Data Leakage	Fine-grained Understanding	Temporal Modeling	Long-context Evaluation
TGIF-QA [6]	3.0s	General	Human	Human	Unknown	✗	✗	✗
MSVD-QA [39]	9.8s	General	Model	Model	Unknown	✗	✗	✗
MSRVTT-QA [39]	15.2s	General	Model	Model	Unknown	✗	✗	✗
ActivityNet-QA [41]	111.4s	Human Activities	Human	Model	Unknown	✗	✗	✗
EgoSchema [27]	180.0s	Egocentric Videos	Human & Model	Model	Unknown	✗	✓	✓
NeXT-QA [38]	44.0s	General	Human	Human	Unknown	✓	✓	✗
MVBench [13]	16.0s	General	Model	Human	Unknown	✓	✓	✗
VideoBench [29]	56.0s	General	Human & Model	Human	Unknown	✓	✗	✗
AutoEval-Video [3]	14.6s	General	Human	Model	Unknown	✓	✓	✗
TempCompass [22]	11.4s	General	Human & Model	Human	Unknown	✓	✓	✗
<b>VNBench</b>	54.0s	General (Any)	Rule	-	✗	✓	✓	✓
<b>VNBench-Long</b>	1200.0s	General (Any)	Rule	-	✗	✓	✓	✓

- To the best of our knowledge, we are the first to propose a comprehensive synthetic video benchmark **VNBench**, which thoroughly examines three import aspects in video understanding: retrieval, ordering and counting, on a board range of context length.
- We conducts a thorough analysis of both proprietary and open-source video models on **VNBench**, revealing insights into the effects of context length, needle number, type and position on model performance further, in hope of inspiring future works.

## 2 Related Work

### 2.1 Video MLLMs and Video Benchmarks

Recently, various multimodal large language models (MLLMs) have been developed for video understanding. VideoChat [12] and Video-LLaMA [42] are pioneering efforts that utilize large language models (LLMs) for this purpose. Subsequent models [13–15, 20, 43], following training strategies similar to those of Valley [25] and VideoChatGPT [26], have been developed using open-source video data. MovieChat [33] innovates by designing a complex mechanism that incorporates both short-term and long-term memory, enhancing Video-LLaMA’s capability for understanding extended videos. Meanwhile, proprietary models like GPT-4V [30] and Gemini 1.5 Pro [32] demonstrate superior video understanding capabilities through larger model parameters and more comprehensive training procedures.

In order to evaluate the video understanding capability of these MLLMs, several video benchmarks have been proposed. Moving beyond traditional video question-answering (QA) datasets [1, 2, 4, 6, 16, 40], more comprehensive benchmarks [3, 13, 22, 26, 29] have been proposed to encapsulate the diverse characteristics of video data comprehensively. Additionally, specific benchmarks [10, 27, 31, 33, 38] have been designed to evaluate models’ proficiency in understanding long-context videos within a QA framework. However, these video benchmarks, which are based on realistic videos, may encounter data leakage issues and require laborious annotation processes. VideoNIAH is a scalable synthetic video benchmark, that avoids the above issues and evaluates different video understanding abilities on a boarder range of context lengths.

### 2.2 Synthetic Benchmarks

Synthetic benchmarks [7, 9, 17, 32] provide more control over factors like sequence length and task complexity. They are largely unaffected by the parametric knowledge acquired during model training, thereby eliminating the risk of data leakage. Needle in a Haystack [7] (NIAH) first introduces a synthetic framework for evaluating the in-context retrieval capabilities of long-context large language models (LLMs). This method involves embedding a random synthetic statement within an unrelated long context and subsequently querying the model to retrieve this statement. Other approaches [28] utilize special tokens or strategies to develop synthetic benchmarks tailored for LLMs. Counting-stars [34] and RULER [5] enhance the original ‘needle in a haystack’ task by introducing more complex settings and emphasizing the long-range dependencies of the inserted

statements. VideoNIAH represents the first holistic synthetic benchmark for video understanding with diverse needle types, various query formats and long context length.

### 3 VideoNIAH

#### 3.1 VideoNIAH: A Flexible Synthetic Framework

VideoNIAH is a synthetic framework to assess video model comprehension inspired by the "needle in a haystack (NIAH)" test [7]. Each sample in VideoNIAH involves "needles" representing inserted information, "haystack" for the original video context, and "query" directing the extraction of needles. The "needle" information in VideoNIAH is independent of the video content in "haystack". This independence necessitates a focus on the synthetic design of the "needle" and the rule to generate specific query-response pairs to accurately assess video understanding capabilities.

We provide a comprehensive VideoNIAH recipe tailored for the natural characteristics of videos considering the following reasons. **1)** The inherent spatio-temporal relationships in videos motivate the use of both intra-frame and inter-frame "needles". We employ two strategies to construct these spatio-temporal "needles": editing within individual video frames and inserting visual content across multiple frames. **2)** Multiple segments should be captured in a video at once. Consequently, we advocate for an increase in the number of "needles" from one to several in VideoNIAH. **3)** The presence of extensive long-range associations in lengthy videos underscores the need to introduce more challenging queries that depend on long-term dependencies.

In conclusion, the VideoNIAH synthetic framework is characterized by its combination of spatial and temporal analysis, an increased number of needles, and the introduction of long-dependency queries.

#### 3.2 VNBench: A Basic Video Understanding Benchmark

We construct a video understanding benchmark VNBench with the above synthetic method. VNBench contains three distinct tasks to address various aspects of video understanding, including a short-dependency task (retrieval) and two long-dependency tasks (ordering and counting). Additionally, each task incorporates various types of "needles", considering both intra-frame editing and inter-frame inserting methods to enrich the comprehensiveness of the evaluation.

**Retrieval** task is the basic NIAH task aimed at evaluating the long-context video model's ability to retrieve a single needle. Retrieving detailed information from long videos demonstrates the ability to comprehend and analyze content at a fine-grained level, which is crucial for precise information extraction and context-aware video analysis. The retrieval task in VNBench is divided into two classes according to the "needle" type: intra-frame editing needle and inter-frame inserting needle.

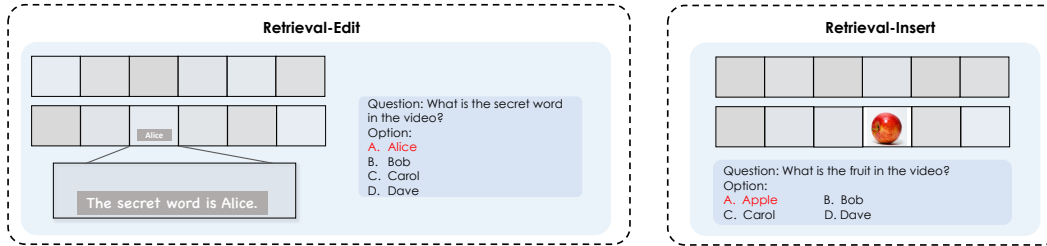
- **Retrieval-Edit** uses a human-made subtitle as the needle, which is similar to the method used in [32]. We sample a name word as the keyword and append it on the frames of a random video clip in the format "*The secret word is NAME*". The query in this task asks for the secret word stated in the inserted subtitle.
- **Retrieval-Insert** uses an image as the needle. Unlike subtitles appended on video frames, these images are inserted between existing frames as static video clips. Furthermore, we divide this task into two levels according to image recognizability. The level-1 task uses common images, such as fruit images, as the image needle, while the level-2 task adopts more challenging images, *e.g.*, landmark images from SEED-Bench2 [8].

**Ordering** task is more challenging compared to the retrieving task mentioned above. In the ordering task, the model needs to identify the correct temporal order of all inserted needles. Ordering demonstrates the ability to comprehend temporal dynamics and sequence events accurately in video, which reflects the model's proficiency in temporal reasoning. The ordering task in VNBench is also divided into two sub-tasks.

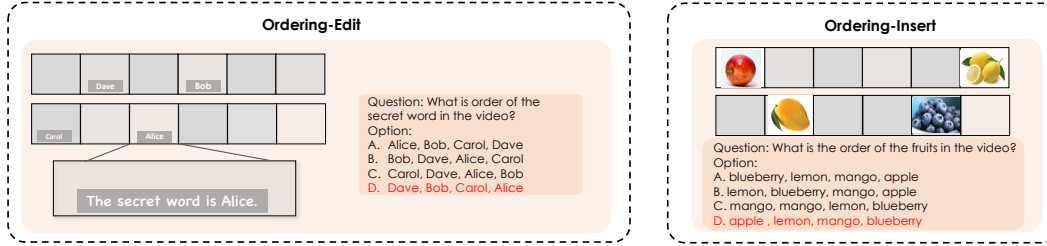
- **Ordering-Edit** uses human-made subtitles as the needles. We sample four different names used in the Retrieval-E task as the needles and ask the model to determine the correct order of these unique inserted names.



## Retrieval



## Ordering



## Counting

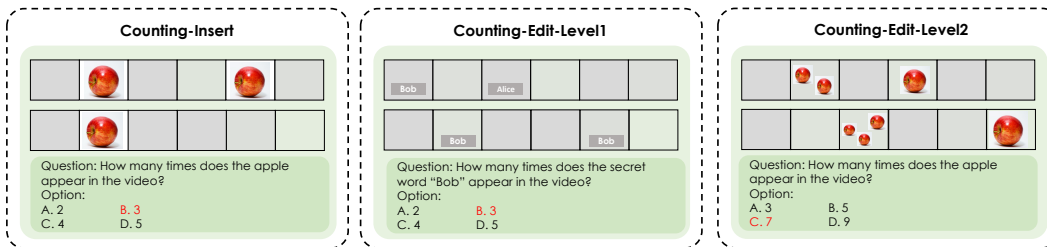


Figure 2: Illusions of different tasks in VNBench. Each sample in VNBench consists of several inserted needles, query-response pairs generated by pre-defined rules, and a randomly selected video.

- **Ordering-Insert** uses images as the needles. Four images are sampled to be inserted between existing frames as static video clips. Then, the model is required to give the correct temporal order of these image needles. The task is also divided into two levels according to image recognizability.

**Counting** is also a challenging task for long-context video models. In the counting task, the model is required to provide the number of times the specified object appears in a video. Counting repeatedly occurring content within a long video demonstrates the ability to recognize and track recurring patterns, which is connected with the model’s proficiency in temporal consistency, and the ability to maintain an internal representation of identified elements across different segments of the video. We divided the counting task into two sub-tasks.

- **Counting-Edit** asks the model to count the appearing time of the object appended on the edited video segment. It is divided into 2 levels based on the task difficulty. The level-1 task uses human-made subtitles as the needles. We sample several names used in the Retrieval-E task as the needles and ask the model to provide the number of times the inserted subtitles appear. The level-2 task is the most challenging in VNBench. We choose one image from the candidate image set and append it to four random video clips. In each video clip, this image can appear one to four times in different regions of the frame randomly. The model is asked to count the total number of appearances of this specified object, requiring counting in both spatial and temporal dimensions.
- **Counting-Insert** uses images as the needles. We choose one image category and randomly sample several images from it as the image needles. We ask the model to provide the correct count of how many times one type of object appears in the video.

As shown in Table 2, the VNBench benchmark contains three tasks, each with three sub-tasks focusing on different aspects. We sampled 150 video *haystacks* from three video data sources: MSRVT [40], NeXT Videos [38], and ActivityNet [1]. These videos contain various scenarios and range from 10 to 180 seconds in duration. We create nine task samples for each video haystack, resulting in a total of 1350 samples for the entire test set. Additionally, we have created an extremely long video test set called VNBench-Long, comprising four tasks, where the videos range from 10 to 30 minutes in length. Each sample consists of a video with inserted needles, a question, four answer options, and one ground-truth answer. The duration of each needle is set to 1 second. For the retrieval task, the answer options are sampled from the entire set of ground-truth candidates. For the ordering task, the negative answer options are shuffled versions of the ground-truth. For the counting task, we sample three negative options from a normal distribution centered around the ground-truth number.

Table 2: Task Statistics in VNBench

Task Name	Needle Type	Needle Location		#Sample Main/Long
		intra-frame	inter-frame	
<i>Short-dependency Ability</i>				
Retrieval-E	Single Subtitle	✓		150 / 60
Retrieval-I1	Single Fruit Image		✓	150 / 60
Retrieval-I2	Single Landmark Image		✓	150 / -
<i>Long-dependency Ability</i>				
Ordering-E	Four Subtitle	✓		150 / 60
Ordering-I1	Four Fruit Image		✓	150 / 60
Ordering-I2	Four Object Image		✓	150 / -
Counting-E1	Multiple Subtitle	✓		150 / 60
Counting-E2	Multiple Object Image	✓		150 / -
Counting-I	Multiple Object Image		✓	150 / 60
Total				1350 / 360

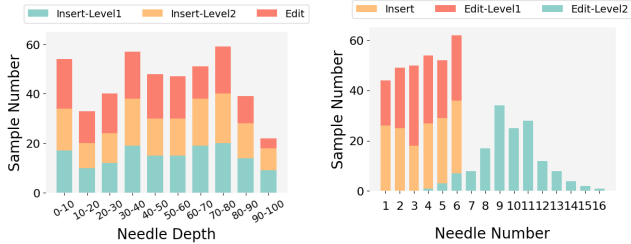


Figure 3: Needle Depth Dis-

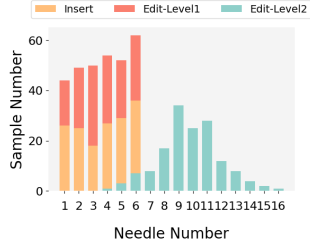


Figure 4: Needle Number Dis-

tribution in Retrieval task      distribution in Counting task

### 3.3 Evaluation Strategy

We define all tasks as multiple-choice questions. For each query, we provide four choices, with only one being correct. To reduce randomness in multiple-choice questions, we adopt a circular evaluation strategy. Each sample is evaluated four times, with the options shuffled each time. A sample is considered correctly answered only if the model selects the correct option all four times. We report the accuracy of different tasks.

## 4 Evaluation results

### 4.1 Models

We select 10 video understanding models, including 7 open-source models and 3 proprietary models. The proprietary models are Gemini 1.5 Pro [32] and the GPT-4 series [30], accessed via the official API. We evaluate 2 different GPT-4 version include gpt-4-turbo-2024-04-09 and gpt-4o-2024-05-13. The open-source video MLLMs include LLaVA-NeXT-Video [43], ST-LLM [20], LLaMA-VID [14], Video-LLaVA [15], VideoChatGPT [26], VideoChat2 [13] and Video-LLaMA2 [42]. The detailed model setting is shown in Appendix.

### 4.2 Main Results

In Table 6, we report the whole result on 9 VNBench tasks and the overall score for each model on the main split of VNBench\*. We summarize the result as follows: **1) Proprietary models perform better than open-source models on most VNBench tasks.** In terms of overall accuracy, the highest performance among open-source models (22.7% for ST-LLM) and the highest performance among

\*For VNBench-Long, only Gemini 1.5 Pro is capable of handling such long videos, whereas other models either cannot accept these videos as input or struggle to produce valid results. Thus we list the results on VNBench-Long in Appendix.

Table 3: Evaluation results on VNBench. VNBench includes 3 synthetic tasks constructed with VideoNIAH method, while each task is divided into 3 splits. We evaluate 3 proprietary models and 7 open-source models in total.

Video MLLMs	Retrieval				Ordering				Counting				Overall
	E	I-1	I-2	Avg.	E	I-1	I-2	Avg.	E-1	E-2	I	Avg.	
<i>Proprietary Models</i>													
Gemini 1.5 Pro [32]	100.0	96.0	76.0	90.7	90.7	95.3	32.7	72.9	60.7	7.3	42.0	36.7	66.7
GPT-4o [30]	100.0	98.0	87.3	95.3	88.4	86.6	45.2	73.4	36.8	0.0	36.1	24.5	64.4
GPT-4-turbo [30]	100.0	99.3	82.0	93.7	42.6	22.8	23.0	29.5	37.6	0.0	32.4	23.3	48.9
<i>Open-source MLLMs</i>													
VideoChatGPT [26]	4.7	4.7	0.7	3.3	2.7	11.3	0.0	4.7	2.0	4.0	6.7	4.2	4.1
Video-LLaMA2 [42]	1.2	26.0	6.0	11.1	0.0	0.0	0.0	0.0	2.0	4.7	0.7	2.4	4.5
LLaMA-VID [14]	28.0	28.0	19.3	25.1	0.7	0.0	0.0	0.2	4.0	2.7	14.7	7.1	10.8
Video-LLaVA [15]	26.0	28.0	17.3	23.8	0.7	0.7	2.0	1.1	16.7	0.7	20.0	12.4	12.4
VideoChat2 [13]	43.4	40.0	14.6	32.7	0.0	0.0	1.3	0.4	3.3	0.7	8.0	4.0	12.4
LLaVA-NeXT-Video [43]	56.7	56.7	19.3	44.2	0.7	0.0	0.7	0.4	6.7	14.6	25.3	15.5	20.1
ST-LLM [20]	58.0	64.7	31.3	51.3	0.0	0.0	0.0	0.0	21.3	1.3	27.3	16.7	22.7

proprietary models (66.7% for Gemini 1.5 Pro) differ by 44.0%. Additionally, the average accuracy of proprietary models is also significantly higher than that of open-source models. **2) Performance on multiple-needle long-dependency tasks is lower than on single-needle short-dependency tasks.** When comparing the accuracy across different tasks, we find that most models perform much better on retrieval tasks than on ordering and counting. For most proprietary models, they can retrieve almost all the inserted information (for example, 100% accuracy on Retrieval-E task). For some open-source models (such as ST-LLM, LLaVA-NeXT-Video), the retrieval accuracy is also significantly higher than on the other two tasks. **3) The gap between open and proprietary models in the ordering task is enormous.** The most advanced proprietary models are far ahead of other models in the ordering task (with Gemini 1.5 Pro at 72.9% accuracy on ordering task and GPT-4o at 73.4%), while most open-source models are nearly incapable of completing the ordering task. This may be due to most open-source models’ training processes overlooking the modeling of temporal sequences, thereby impairing the models’ ability to process temporal relationships. **4) Counting is difficult, especially when counting hard-to-identify needles.** Even on the more advanced proprietary models, the performance in counting is not very good. Moreover, on the Counting-E-2 task (detecting and tracking information deeply embedded within specific spatial areas of video segments), all models perform poorly, suggesting that current video models still lack the capability to deeply understand and model the fine-grained spatial-temporal relationships in videos.

## 5 Further Analysis

In this section, we further analyze the evaluation results on VNBench, conducting an in-depth analysis of different video understanding capabilities.

**Effect of Haystack Length** Since the query-response pairs constructed through VideoNIAH are unrelated to the original video content, we can fairly compare the models’ video understanding ability to handle videos of different lengths by dividing them according to the length of the sample videos. In Fig. 5, we divide the VNBench data into three splits based on the video haystack duration: short (10-30s), medium (30-60s), and long (60-180s). We observe that as the duration length of the videos processed changes, the performance of the proprietary models does not fluctuate significantly, thanks to their longer context processing windows (128k tokens for GPT-4 and 1M tokens for Gemini 1.5 Pro). However, for open-source models, handling longer-duration videos proves difficult, and models such as VideoChat2, LLaVA-NeXT-Video, and ST-LLM show a significant decline in performance. This indicates that the current models are still limited in the duration of video they can effectively handle.

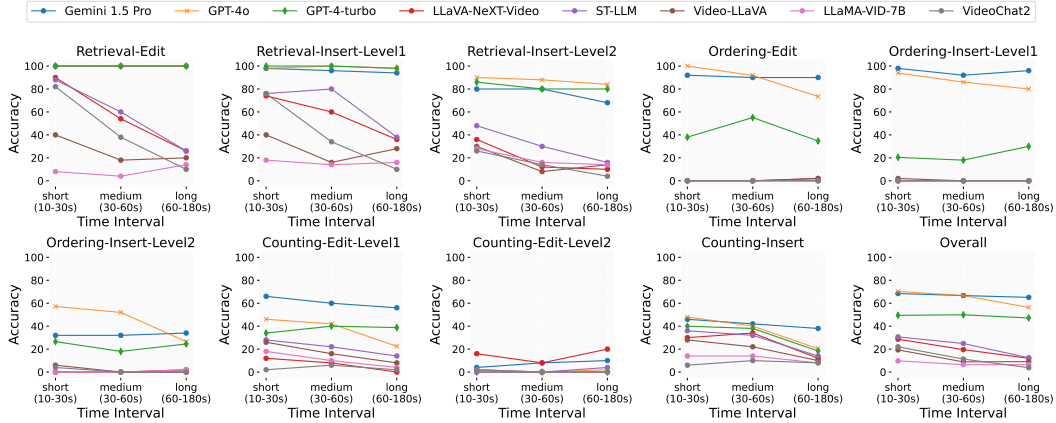


Figure 5: Task performance on different video durations. We divide all VNBench videos into 3 splits: short(10-30s), medium(30-60s) and long(60-180s).

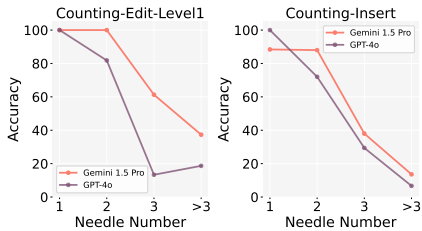


Figure 6: Effect of needle number in VNBench-Counting task.

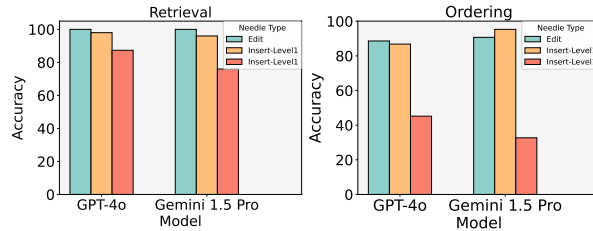


Figure 7: Effect of needle type in VNBench-Retrieval and VNBench-Ordering task.

**Effect of Needle Number** In Fig. 6, we show the effect of the needle number in counting tasks, where the number of inserted needles varies among different samples. We observe that as the number of needles increases, the model’s performance in the counting task significantly declines. This result highlights deficiencies in video understanding models regarding tracking and memory of objects within video content. It indicates that current video understanding models still need further optimization and improvement in understanding spatio-temporal relationships, attention mechanisms, and long-term memory processing.

**Effect of Recognizing Ability** Visual recognition is a fundamental ability for video MLLMs, as comprehensively analyzing visual contents on all frames is essential to understand their interrelationships. In Fig. 7, we illustrate the impact of different needle types on the retrieval task, highlighting the importance of robust visual recognition skills by comparing various needle categories. The retrieval task encompasses different sub-tasks, each probing a distinct aspect of visual recognition. The Retrieval-E sub-task evaluates the model’s ability to identify specific local patches. The Retrieval-I-1 sub-task involves recognizing common objects. Conversely, the Retrieval-I-2 sub-task demands extensive world knowledge and a keen eye for detail to identify landmark images, challenging the model’s fine-grained visual recognition capabilities. We note that proprietary models like Gemini 1.5 Pro and GPT-4o excel at recognizing subtitles and common images. However, more complex images tend to introduce confusion within the video, leading to a noticeable drop in accuracy in the Retrieval-I-2 sub-task compared to Retrieval-I-1. This variation highlights the necessity of strong visual recognition abilities for advanced video MLLMs.

**Effect of Needle Position** We also explore the effect of needle position in Fig. 8. We fix the video haystack and query-response pair in this position test on Retrieval-I-1 task, just modifying the haystack length and needle position. The video haystack varies from 10 to 180 seconds, while the needle is inserted at depths ranging from 0% to 90%. We observe three distinct patterns in this test. For the proprietary models, the test intervals we used are much shorter than their context window lengths, allowing these models to precisely recall all inserted information (Figs. 8a and 8b).

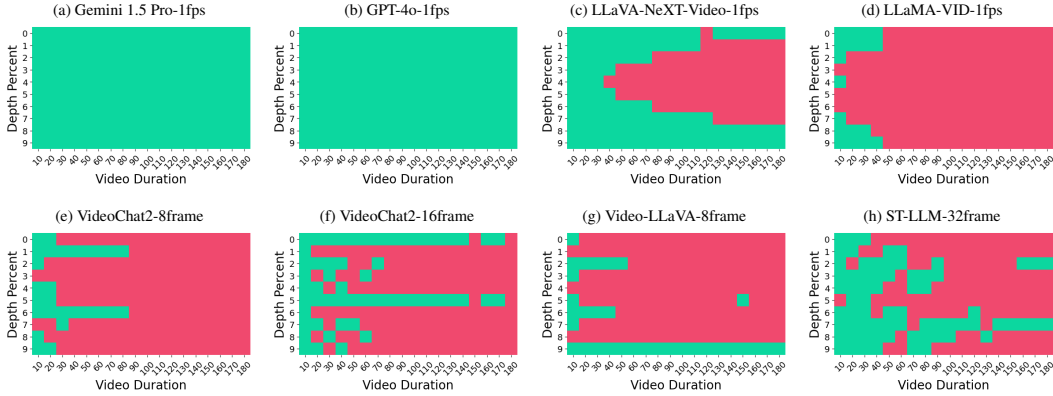


Figure 8: Results of varying depth and context length in VNBench-Retrieval-I-1. The x-axis represents the video duration, while the y-axis indicates the context depth where the needle resides. Green squares indicate successful needle extraction at that position, while red squares denote failure.

For open-source models using sequential sampling, such as LLaMA-VID and LLaVA-NeXT-Video, a phenomenon similar to 'lost in the middle' [19] in language models is evident (Figs. 8c and 8d), where the models tend to recall information at the beginning and end of long sequences, but pay less attention to the middle. For open-source models that employ a uniform sampling strategy, such as Video-LLaVA and VideoChat2, they uniformly sample the input video to ensure a fixed number of frames are fed into the model. Thus, their recall results in position tests are more closely related to the sampling strategy, displaying a similar "bar-shaped" phenomenon (Figs. 8e to 8h), where the successful recall of a needle is tightly linked to whether it was sampled.

**Effect of Model Setting** In Table 4, we investigate the impact of sampling strategies and model size on open-source models such as VideoChat2 and LLaMA-VID. Our findings indicate that denser sampling enhances performance by capturing more "needles" during uniform sampling. Additionally, larger base models also improve performance, thanks to their enhanced detail retrieval capabilities.

## 6 Conclusion

In this paper, we propose a scalable synthetic framework for benchmarking video MLLMs named **VideoNIAH**, which decouples the relationship between video content and query-response pairs. VideoNIAH can probe various aspects of video understanding and can be applied to diverse video sources and lengths. Using this method, we construct the first synthetic video benchmark **VNbench**, evaluating the video model abilities (fine-grained, temporal, long-context) across a wide range of video contexts. We also provide a comprehensive analysis of 10 popular video MLLMs and find they still perform poorly on long-distance dependency tasks on our VNbench. We believe our work will inspire future research.

Table 4: Evaluation result of model analysis. We list the evaluation result on different frame sample strategy and model size.

Models	RET	ORD	CNT	Overall	$\Delta$
<i>Frame Sample Strategy</i>					
VideoChat2-4frame [13]	15.3	0.2	5.1	6.9	-
VideoChat2-8frame [13]	20.7	0.2	4.7	8.5	+1.6
VideoChat2-16frame [13]	32.7	0.4	4.0	12.4	+5.5
<i>Model Size</i>					
LLaMA-VID-7B-1fps [14]	14.7	0.2	7.7	7.6	-
LLaMA-VID-13B-1fps [14]	25.1	0.2	7.1	10.8	+3.2

## References

- [1] Fabian Caba Heilbron, Victor Escorcia, Bernard Ghanem, and Juan Carlos Niebles. Activitynet: A large-scale video benchmark for human activity understanding. In *Proceedings of the IEEE conference on computer vision and pattern recognition*, pages 961–970, 2015.
- [2] David Chen and William B Dolan. Collecting highly parallel data for paraphrase evaluation. In *Proceedings of the 49th annual meeting of the association for computational linguistics: human language technologies*, pages 190–200, 2011.
- [3] Xiuyuan Chen, Yuan Lin, Yuchen Zhang, and Weiran Huang. Autoeval-video: An automatic benchmark for assessing large vision language models in open-ended video question answering. *arXiv preprint arXiv:2311.14906*, 2023.
- [4] Madeleine Grunde-McLaughlin, Ranjay Krishna, and Maneesh Agrawala. Agqa: A benchmark for compositional spatio-temporal reasoning. In *Proceedings of the IEEE/CVF Conference on Computer Vision and Pattern Recognition*, pages 11287–11297, 2021.
- [5] Cheng-Ping Hsieh, Simeng Sun, Samuel Kriman, Shantanu Acharya, Dima Rekesh, Fei Jia, and Boris Ginsburg. Ruler: What’s the real context size of your long-context language models? *arXiv preprint arXiv:2404.06654*, 2024.
- [6] Yunseok Jang, Yale Song, Youngjae Yu, Youngjin Kim, and Gunhee Kim. Tgif-qa: Toward spatio-temporal reasoning in visual question answering. In *Proceedings of the IEEE conference on computer vision and pattern recognition*, pages 2758–2766, 2017.
- [7] G Kamradt. Needle in a haystack—pressure testing llms, 2023.
- [8] Bohao Li, Yuying Ge, Yixiao Ge, Guangzhi Wang, Rui Wang, Ruimao Zhang, and Ying Shan. Seed-bench-2: Benchmarking multimodal large language models. *arXiv preprint arXiv:2311.17092*, 2023.
- [9] Dacheng Li, Rulin Shao, Anze Xie, Ying Sheng, Lianmin Zheng, Joseph Gonzalez, Ion Stoica, Xuezhe Ma, and Hao Zhang. How long can context length of open-source llms truly promise? In *NeurIPS 2023 Workshop on Instruction Tuning and Instruction Following*, 2023.
- [10] Jiapeng Li, Ping Wei, Wenjuan Han, and Lifeng Fan. Intentqa: Context-aware video intent reasoning. In *Proceedings of the IEEE/CVF International Conference on Computer Vision*, pages 11963–11974, 2023.
- [11] Junnan Li, Dongxu Li, Silvio Savarese, and Steven Hoi. Blip-2: Bootstrapping language-image pre-training with frozen image encoders and large language models, 2023.
- [12] KunChang Li, Yinan He, Yi Wang, Yizhuo Li, Wenhai Wang, Ping Luo, Yali Wang, Limin Wang, and Yu Qiao. Videochat: Chat-centric video understanding. *arXiv preprint arXiv:2305.06355*, 2023.
- [13] Kunchang Li, Yali Wang, Yinan He, Yizhuo Li, Yi Wang, Yi Liu, Zun Wang, Jilan Xu, Guo Chen, Ping Luo, et al. Mvbench: A comprehensive multi-modal video understanding benchmark. *arXiv preprint arXiv:2311.17005*, 2023.
- [14] Yanwei Li, Chengyao Wang, and Jiaya Jia. Llama-vid: An image is worth 2 tokens in large language models. *arXiv preprint arXiv:2311.17043*, 2023.
- [15] Bin Lin, Bin Zhu, Yang Ye, Munan Ning, Peng Jin, and Li Yuan. Video-llava: Learning united visual representation by alignment before projection. *arXiv preprint arXiv:2311.10122*, 2023.
- [16] Feng Liu, Tao Xiang, Timothy M Hospedales, Wankou Yang, and Changyin Sun. ivqa: Inverse visual question answering. In *Proceedings of the IEEE Conference on Computer Vision and Pattern Recognition*, pages 8611–8619, 2018.
- [17] Hao Liu, Wilson Yan, Matei Zaharia, and Pieter Abbeel. World model on million-length video and language with ringattention. *arXiv preprint arXiv:2402.08268*, 2024.



- [18] Haotian Liu, Chunyuan Li, Yuheng Li, Bo Li, Yuanhan Zhang, Sheng Shen, and Yong Jae Lee. Llava-next: Improved reasoning, ocr, and world knowledge, January 2024.
- [19] Nelson F Liu, Kevin Lin, John Hewitt, Ashwin Paranjape, Michele Bevilacqua, Fabio Petroni, and Percy Liang. Lost in the middle: How language models use long contexts. *Transactions of the Association for Computational Linguistics*, 12:157–173, 2024.
- [20] Ruyang Liu, Chen Li, Haoran Tang, Yixiao Ge, Ying Shan, and Ge Li. St-llm: Large language models are effective temporal learners. *arXiv preprint arXiv:2404.00308*, 2024.
- [21] Shilong Liu, Hao Cheng, Haotian Liu, Hao Zhang, Feng Li, Tianhe Ren, Xueyan Zou, Jianwei Yang, Hang Su, Jun Zhu, et al. Llava-plus: Learning to use tools for creating multimodal agents. *arXiv preprint arXiv:2311.05437*, 2023.
- [22] Yuanxin Liu, Shicheng Li, Yi Liu, Yuxiang Wang, Shuhuai Ren, Lei Li, Sishuo Chen, Xu Sun, and Lu Hou. Tempcompass: Do video llms really understand videos? *arXiv preprint arXiv:2403.00476*, 2024.
- [23] Haoyu Lu, Mingyu Ding, Nanyi Fei, Yuqi Huo, and Zhiwu Lu. Lgdn: Language-guided denoising network for video-language modeling. *Advances in Neural Information Processing Systems*, 35:25198–25211, 2022.
- [24] Haoyu Lu, Wen Liu, Bo Zhang, Bingxuan Wang, Kai Dong, Bo Liu, Jingxiang Sun, Tongzheng Ren, Zhuoshu Li, Yaofeng Sun, et al. Deepseek-vl: towards real-world vision-language understanding. *arXiv preprint arXiv:2403.05525*, 2024.
- [25] Ruipu Luo, Ziwang Zhao, Min Yang, Junwei Dong, Minghui Qiu, Pengcheng Lu, Tao Wang, and Zhongyu Wei. Valley: Video assistant with large language model enhanced ability. *arXiv preprint arXiv:2306.07207*, 2023.
- [26] Muhammad Maaz, Hanoona Rasheed, Salman Khan, and Fahad Shahbaz Khan. Video-chatgpt: Towards detailed video understanding via large vision and language models. *arXiv preprint arXiv:2306.05424*, 2023.
- [27] Karttikeya Mangalam, Raiymbek Akshulakov, and Jitendra Malik. Egoschema: A diagnostic benchmark for very long-form video language understanding. *Advances in Neural Information Processing Systems*, 36, 2024.
- [28] Amirkeivan Mohtashami and Martin Jaggi. Landmark attention: Random-access infinite context length for transformers. *arXiv preprint arXiv:2305.16300*, 2023.
- [29] Munan Ning, Bin Zhu, Yujia Xie, Bin Lin, Jiayi Cui, Lu Yuan, Dongdong Chen, and Li Yuan. Video-bench: A comprehensive benchmark and toolkit for evaluating video-based large language models. *arXiv preprint arXiv:2311.16103*, 2023.
- [30] OpenAI. Gpt-4 technical report, 2023.
- [31] Viorica Patraucean, Lucas Smaira, Ankush Gupta, Adria Recasens, Larisa Markeeva, Dylan Banarse, Skanda Koppula, Mateusz Malinowski, Yi Yang, Carl Doersch, et al. Perception test: A diagnostic benchmark for multimodal video models. *Advances in Neural Information Processing Systems*, 36, 2024.
- [32] Machel Reid, Nikolay Savinov, Denis Teplyashin, Dmitry Lepikhin, Timothy Lillicrap, Jean-baptiste Alayrac, Radu Soricut, Angeliki Lazaridou, Orhan Firat, Julian Schrittwieser, et al. Gemini 1.5: Unlocking multimodal understanding across millions of tokens of context. *arXiv preprint arXiv:2403.05530*, 2024.
- [33] Enxin Song, Wenhao Chai, Guan hong Wang, Yucheng Zhang, Haoyang Zhou, Feiyang Wu, Xun Guo, Tian Ye, Yan Lu, Jenq-Neng Hwang, et al. Moviechat: From dense token to sparse memory for long video understanding. *arXiv preprint arXiv:2307.16449*, 2023.
- [34] Mingyang Song, Mao Zheng, and Xuan Luo. Counting-stars: A simple, efficient, and reasonable strategy for evaluating long-context large language models. *CoRR*, abs/2403.11802, 2024.

- [35] Gemini Team, Rohan Anil, Sebastian Borgeaud, Yonghui Wu, Jean-Baptiste Alayrac, Jiahui Yu, Radu Soricut, Johan Schalkwyk, Andrew M Dai, Anja Hauth, et al. Gemini: a family of highly capable multimodal models. *arXiv preprint arXiv:2312.11805*, 2023.
- [36] Weihang Wang, Qingsong Lv, Wenmeng Yu, Wenyi Hong, Ji Qi, Yan Wang, Junhui Ji, Zhuoyi Yang, Lei Zhao, Xixuan Song, et al. Cogvlm: Visual expert for pretrained language models. *arXiv preprint arXiv:2311.03079*, 2023.
- [37] Wenhao Wu. Freeva: Offline mllm as training-free video assistant. *arXiv preprint arXiv:2405.07798*, 2024.
- [38] Junbin Xiao, Xindi Shang, Angela Yao, and Tat-Seng Chua. Next-qa: Next phase of question-answering to explaining temporal actions. In *Proceedings of the IEEE/CVF conference on computer vision and pattern recognition*, pages 9777–9786, 2021.
- [39] Dejing Xu, Zhou Zhao, Jun Xiao, Fei Wu, Hanwang Zhang, Xiangnan He, and Yueting Zhuang. Video question answering via gradually refined attention over appearance and motion. In *ACM Multimedia*, 2017.
- [40] Jun Xu, Tao Mei, Ting Yao, and Yong Rui. Msr-vtt: A large video description dataset for bridging video and language. In *Proceedings of the IEEE conference on computer vision and pattern recognition*, pages 5288–5296, 2016.
- [41] Zhou Yu, Dejing Xu, Jun Yu, Ting Yu, Zhou Zhao, Yueting Zhuang, and Dacheng Tao. Activitynet-qa: A dataset for understanding complex web videos via question answering. In *Proceedings of the AAAI Conference on Artificial Intelligence*, volume 33, pages 9127–9134, 2019.
- [42] Hang Zhang, Xin Li, and Lidong Bing. Video-llama: An instruction-tuned audio-visual language model for video understanding. *arXiv preprint arXiv:2306.02858*, 2023.
- [43] Yuanhan Zhang, Bo Li, haotian Liu, Yong jae Lee, Liangke Gui, Di Fu, Jiashi Feng, Ziwei Liu, and Chunyuan Li. Llava-next: A strong zero-shot video understanding model, April 2024.

## Overview of Appendix

- **A** Limitations
- **B** Societal Impacts
- **C** Accessibility
- **D** Details in VNBench Construction
- **E** Task Correlation Analysis
- **F** Evaluation Details
- **G** Evaluation Results on VNBench-Long
- **H** Evaluation Robustness Analysis
- **I** Complete Results on VNBench
- **J** Task Samples of VNBench

### A Limitations

In VNBench, we have examined two types of needles, characterizing inter-frame and inner-frame understanding, and three types of tasks, investigating information retrieval in single-needle scenarios and temporal modeling in multi-needle scenarios. However, in real-world applications, assessing video comprehension capabilities encompasses a broader scope, necessitating the consideration of more complex scenarios and further expansion of the benchmark with the VideoNIAH method. This involves a variety of needle types and incorporates the use of videos for insertion guidance. It also includes expanding the range of tasks and designing tasks that are more complex than simple ordering and counting, as well as employing longer video contexts.

### B Societal Impacts

Improved video understanding can lead to better content accessibility for people with disabilities, such as providing accurate captions and descriptions for the hearing or visually impaired. Advanced understanding can also help in effectively identifying and moderating inappropriate or harmful video content, making online environments safer.

### C Accessibility

Links to access the dataset and its metadata is available at <https://github.com/joez17/VideoNIAH>. VNBench is under CC-BY-NC-SA 4.0 license.

## D Details in VNBench Construction

### D.1 Subtitle Needle

The subtitles we used have a unified format:

The secret word in NAME.

while the candidate names are listed below.

Name Candidates
"Alice", "Bob", "Carol", "Dave", "Eve", "Frank", "Grace", "Harry", "Ivy", "Jack", "Kate", "Leo", "Mary", "Nick", "Olivia", "Paul", "Quentin", "Rachel", "Sam", "Tom", "Uma", "Victor", "Wendy", "Xander", "Yvonne", "Zach"

### D.2 Image Needle

The fruit images we used are shown below:



Figure 9: Fruit Image Candidates.

Furthermore, we have also gathered object images from the MSCOCO dataset and landmark images from Seed-Bench2.

### D.3 Automatic Filter in Needle Selection

To prevent confusion between needle images and the video haystacks, we employ a straightforward yet effective filtering method for needle selection. We adopt a CLIP model `openai/clip-vit-base-patch32` to compute the image similarity between potential needle images and frames extracted from the video haystack. If the maximum similarity exceeds a predefined threshold (0.7, in VNBench), the candidate needle images are discarded from the current round of data generation.

### D.4 Query-Response Generation

For Retrieval tasks, negative answer options are randomly selected from the pool of needle candidates. For ordering tasks, the negative answer options consist of a shuffled version of the ground-truth answers. For counting tasks, we employ a sampling method based on a normal distribution centered around the ground-truth number, thereby increasing the difficulty of the multiple-choice problem.

## E Task Correlation Analysis

VNBench is constructed with the premise that different tasks can expose unique aspects in model performance. To affirm the legitimacy of these task categories and to facilitate the identification of key tasks, we conduct a task correlation analysis. Our evaluation encompasses ten distinct models, with each task being characterized by a vector that encapsulates the models' performance across a range of context sizes. These nine task vectors are subsequently organized through an agglomerative clustering technique, where the correlation coefficient is utilized as the measure of distance. As depicted in Fig. 10, the tasks within each of the two main categories (Retrieval and Ordering) tend to cluster together in a cohesive manner, devoid of overlap. On the other hand, the sub-tasks within the Counting category appear to be more autonomous, a phenomenon attributed to the distinct types of 'needles' employed in these tasks. The Counting-Edit-Level1 task leverages subtitles as needles to detect subtleties within individual frames, while the Counting-Insert task employs static frames as needles to gather information from within a single frame. Conversely, the Counting-Edit-Level2 task demands the insertion of multiple image needles across various frames, necessitating an advanced capacity for capturing both spatial and temporal details.

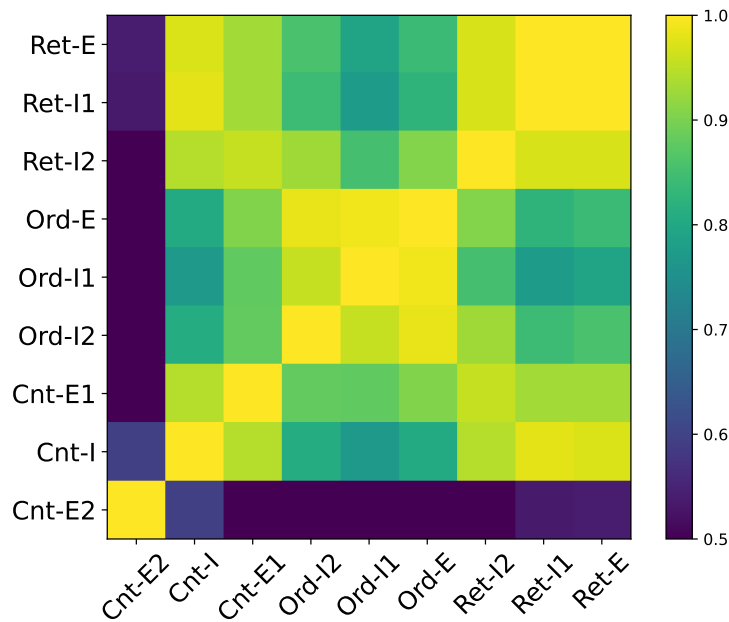


Figure 10: Task correlation among 9 VNBench tasks.

## F Evaluation Details

### F.1 Baseline Models

We evaluate 10 video MLLMs, including 7 open-source models and 3 proprietary models.

**Gemini 1.5 Pro** is a generative model capable of processing contexts up to 1 million tokens, accommodating videos as long as one hour. We employ a sampling strategy of 1 frame per second, and all frames are fed into the model along with their timestamps.

**GPT-4** is a multimodal generative model with a context window of approximately 128k tokens, capable of handling low-quality videos of about 5 minutes in length. We utilize a 1 frame per second sampling rate for GPT-4, processing all frames through the model. The version of GPT-4 we used including `gpt-4-turbo-2024-04-09` and `gpt-4o-2024-05-13`, represented as GPT-4o and GPT-4-turbo.

**VideoChatGPT** is a multimodal generative model, equipped with a context window of approximately 4k tokens. It employs the CLIP ViT-L/14 model for frame extraction, sampling 100 frames from the entire video.

**Video-LLaMA2** is built on top of BLIP-2 and MiniGPT-4. It is composed of two core components: Vision-Language (VL) Branch and Audio-Language (AL) Branch. In our research, we have exclusively utilized the VL branch, which processes 8 input frames.

**LLaMA-VID** incorporates a 4K context window. It employs EVA-CLIP-Giant to extract one context and one content token for each specified frame. It adopt a sampling rate of 1fps for the given video.

**Video-LLaVA** also employs a context window of 4k tokens. It leverage LanguageBind to extract the features of 8 uniformly sampled frames.

**VideoChat2** leverages a video encoder UMT-L to extract the features of uniformly sampled frames. We use 16 frame in our main evaluation experiment. We use position interpolation to fit our input frame number.

**ST-LLM** leverages BLIP-2 to extract the features of uniformly sampled frames. We use 32 frame in our main evaluation experiment.

**LLaVA-NeXT-Video** incorporates a context window comprising 4k tokens and employs CLIP ViT-L/14 to extract features from 32 evenly distributed frames. In our experiment, we sample video frames with 1fps sampling strategy. If the video contains more than 32 frames, we uniformly sample 32 frames from them. In our main evaluation experiment, we utilize the 7B model.

### F.2 Inference Setting

For most video MLLMs, we use a unified prompt to get the answer for each sample:

```
Unified Inference Prompt Template

<QUESTION>
A. <OPTION1>
B. <OPTION2>
C. <OPTION3>
D. <OPTION4>

Answer with the option's letter from the given choices directly.
```

For most models, we use a rule-based matching strategy to extract option letter from their response. However, some models such as VideoChatGPT and Video-LLaMA2, can not follow the instructions to output letter. They are tend to output direct answers for the questions. Thus we use GPT-3.5 (version `gpt-3.5-turbo-0613`) as the judge to identify whether they can correctly answer the question.



## GPT Judge Prompt Template

### SYSTEM:

You are an intelligent chatbot designed for evaluating the correctness of generative outputs for question-answer pairs. Your task is to compare the predicted answer with the correct answer and determine if they match meaningfully. Here's how you can accomplish the task:

### ##INSTRUCTIONS:

- Focus on the meaningful match between the predicted answer and the correct answer.
- Consider synonyms or paraphrases as valid matches.
- Evaluate the correctness of the prediction compared to the answer.

### USER:

Please evaluate the following video-based question-answer pair:

Question: <QUESTION>

Correct Answer: <GT ANSWER>

Predicted Answer: <PREDICTED ANSWER>

If the predicted answer expresses the same meaning as the correct answer, please output 1; otherwise, output 0.

DO NOT PROVIDE ANY OTHER OUTPUT TEXT OR EXPLANATION. Only provide 0 or 1.

## G Evaluation Results on VNBench-Long

VNBench-Long is a synthetic benchmark constructed with VideoNIAH method. It contains 4 tasks in VNBench, including Retrieval-Edit, Retrieval-Insert, Ordering-Edit and Ordering-Insert. Unlike the primary test set, the video haystack in VNBench-Long ranges from 10 to 30 minutes, surpassing the context window limitations of most video MLLMs, except for Gemini 1.5 Pro, which can handle up to 1M tokens simultaneously. Therefore, we primarily report task performance on Gemini 1.5 Pro. Performance comparisons across different time intervals are shown in Fig. 11. We observe that Gemini 1.5 Pro maintains stable performance even when video durations extend to 30 minutes, demonstrating robust long-context video understanding capabilities.

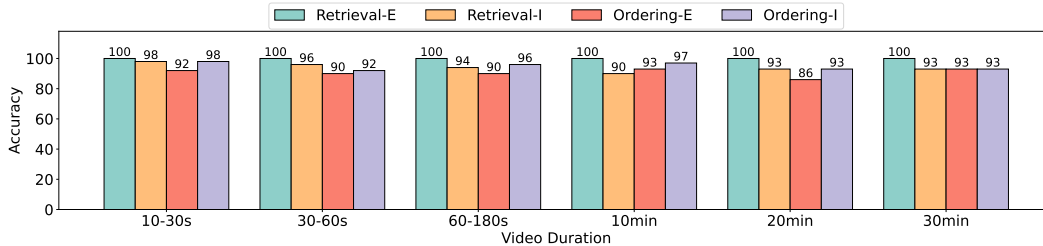


Figure 11: Evaluation Results on VNBench-Long

## H Evaluation Robustness Analysis

In this analysis, we assess the robustness of the top two models in our test, Gemini 1.5 Pro and GPT-4o. We adjusted the number of iterations in our circular test from 1 to 4 to demonstrate the robustness of video MLLM inference, as shown in Table 5. We observed that increasing the number of iterations effectively reduces randomness in the MLLM’s inference process, leading to a more accurate and fair evaluation.

Table 5: Evaluation robustness analysis on VNBench. We report the top-2 model on VNBench, including Gemini 1.5 Pro and GPT-4o. For each model, we report the task accuracy on 1 to 4 iteration number in circular evaluation.

Video MLLMs	Retrieval				Ordering				Counting				Overall
	E	I-1	I-2	Avg.	E	I-1	I-2	Avg.	E-1	I	E-2	Avg.	
<i>Proprietary Models</i>													
Gemini 1.5 Pro 4try	100.0	96.0	76.0	90.7	90.7	95.3	32.7	72.9	60.7	7.3	42.0	36.7	66.7
Gemini 1.5 Pro 3try	100.0	98.0	78.0	92.0	94.0	95.3	44.6	78.0	64.7	10.6	46.0	40.4	70.1
Gemini 1.5 Pro 2try	100.0	98.0	80.0	92.6	96.7	96.0	60.7	84.4	71.3	16.7	51.3	46.4	74.5
Gemini 1.5 Pro 1try	100.0	98.0	87.3	95.1	98.0	96.7	72.0	88.9	80.7	24.7	58.0	54.4	79.5
GPT-4o 4try	100.0	98.0	87.3	95.3	88.4	86.6	45.2	73.4	36.8	0.0	36.1	24.5	64.4
GPT-4o 3try	100.0	98.7	87.3	95.3	91.2	90.6	53.3	78.3	44.2	2.7	38.8	28.6	67.4
GPT-4o 2try	100.0	98.7	88.7	95.7	92.5	92.7	62.8	82.7	50.3	11.4	47.5	36.4	71.6
GPT-4o 1try	100.0	98.3	92.0	97.1	95.2	96.0	76.3	89.2	61.7	28.9	55.6	48.7	78.3

## I Complete Results on VNBench

Table 6: Complete evaluation results on VNBench. VNBench includes 3 synthetic tasks constructed with VideoNIAH method, while each task is divided into 3 splits. We evaluate 3 proprietary models and 7 open-source models in total.

Video MLLMs	Retrieval				Ordering				Counting				Overall
	E	I-1	I-2	Avg.	E	I-1	I-2	Avg.	E-1	E-2	I	Avg.	
<i>Video Haystack Length: 10-30s</i>													
Gemini 1.5 Pro	100.0	98.0	80.0	92.7	92.0	98.0	32.0	74.0	66.0	4.0	46.0	38.7	68.4
GPT-4o	100.0	98.0	90.0	96.0	100.0	93.9	57.1	83.7	46.0	0.0	48.0	31.3	70.3
GPT-4-turbo	100.0	100.0	86.0	95.3	38.0	20.4	26.5	28.3	34.0	0.0	40.0	24.7	49.4
LLaMA-VID	8.0	18.0	28.0	18.0	0.0	0.0	0.0	0.0	18.0	2.0	14.0	11.3	9.8
Video-LLaVA	40.0	40.0	30.0	36.7	0.0	2.0	6.0	2.7	26.0	2.0	28.0	18.7	19.3
VideoChat2	82.0	76.0	26.0	61.3	0.0	0.0	4.0	1.3	2.0	2.0	6.0	3.3	22.0
LLaVA-NeXT-Video	90.0	74.0	36.0	66.7	0.0	0.0	0.0	0.0	12.0	16.0	30.0	19.3	28.7
ST-LLM	88.0	76.0	48.0	70.7	0.0	0.0	0.0	0.0	28.0	0.0	36.0	21.3	30.7
<i>Video Haystack Length: 30-60s</i>													
Gemini 1.5 Pro	100.0	96.0	80.0	92.0	90.0	92.0	32.0	71.3	60.0	8.0	42.0	36.7	66.7
GPT-4o	100.0	100.0	88.0	96.0	91.8	86.0	52.0	76.6	42.0	0.0	40.0	27.3	66.6
GPT-4-turbo	100.0	100.0	80.0	93.3	55.1	18.0	18.0	30.4	40.0	0.0	38.0	26.0	49.9
LLaMA-VID	4.0	14.0	16.0	11.3	0.0	0.0	0.0	0.0	10.0	0.0	14.0	8.0	6.4
Video-LLaVA	18.0	16.0	8.0	14.0	0.0	0.0	0.0	0.0	16.0	0.0	22.0	12.7	8.9
VideoChat2	38.0	34.0	14.0	28.7	0.0	0.0	0.0	0.0	6.0	0.0	10.0	5.3	11.3
LLaVA-NeXT-Video	54.0	60.0	12.0	42.0	0.0	0.0	0.0	0.0	8.0	8.0	34.0	16.7	19.6
ST-LLM	60.0	80.0	30.0	56.7	0.0	0.0	0.0	0.0	22.0	0.0	32.0	18.0	24.9
<i>Video Haystack Length: 60-180s</i>													
Gemini 1.5 Pro	100.0	94.0	68.0	87.3	90.0	96.0	34.0	73.3	56.0	10.0	38.0	34.7	65.1
GPT-4o	100.0	98.0	84.0	94.0	73.5	80.0	26.5	60.0	22.3	2.0	20.4	14.9	56.3
GPT-4-turbo	100.0	98.0	80.0	92.7	34.7	30.0	24.5	29.7	38.8	0.0	18.4	19.1	47.2
LLaMA-VID	14.0	16.0	14.0	14.7	0.0	0.0	2.0	0.7	4.0	0.0	8.0	4.0	6.4
Video-LLaVA	20.0	28.0	14.0	20.7	2.0	0.0	0.0	0.7	8.0	0.0	10.0	6.0	9.1
VideoChat2	10.0	10.0	4.0	8.0	0.0	0.0	0.0	0.0	2.0	0.0	8.0	3.3	3.8
LLaVA-NeXT-Video	26.0	36.0	10.0	24.0	2.0	0.0	2.0	1.3	0.0	20.0	12.0	10.7	12.0
ST-LLM	26.0	38.0	16.0	26.7	0.0	0.0	0.0	0.0	14.0	4.0	14.0	10.7	12.4
<i>Video Haystack Length: 10 minutes</i>													
Gemini 1.5 Pro	100.0	90.0	-	-	93.3	96.7	-	-	-	-	-	-	-
<i>Video Haystack Length: 20 minutes</i>													
Gemini 1.5 Pro	100.0	93.3	-	-	86.7	93.3	-	-	-	-	-	-	-
<i>Video Haystack Length: 30 minutes</i>													
Gemini 1.5 Pro	100.0	93.3	-	-	93.3	93.3	-	-	-	-	-	-	-


## J Task Samples of VNBench

The whole VNBench contain 9 tasks. Here we show samples of generated task data.

---

### Retrieval-Edit Task Sample

---



---

Question: What is the secret word in this video?  
Options: A. Rachel, B. Carol, C. Mary, D. Nick  
Answer: B. Carol.

---

---

### Retrieval-Insert-Level1 Task Sample

---



---

Question: What is the fruit that appears in this video?  
Options: A. Apple, B. Pear, C. Peach, D. Lemon  
Answer: B. Pear.

---

**Retrieval-Insert-Level2 Task Sample**



Question: What is the landmark that appears in this video?  
 Options: A. Kagoshima Prefectural Kamoike Athletic Stadium  
 B. Stadtkirche (Thun)  
 C. Waterkant, Paramaribo  
 D. Templo Khadro Ling (Budismo Tibetano), Treas Coroas, Brasil  
 Answer: Stadtkirche (Thun).

**Ordering-Edit Task Sample**



Question: What is the order of the secret words that appeared in the video?  
 Options: A. Xander, Kate, Grace, Olivia  
 B. Kate, Xander, Olivia, Grace  
 C. Olivia, Xander, Kate, Grace  
 D. Kate, Grace, Xander, Olivia  
 Answer: D. Kate, Grace, Xander, Olivia.

**Ordering-Insert-Level1 Task Sample**

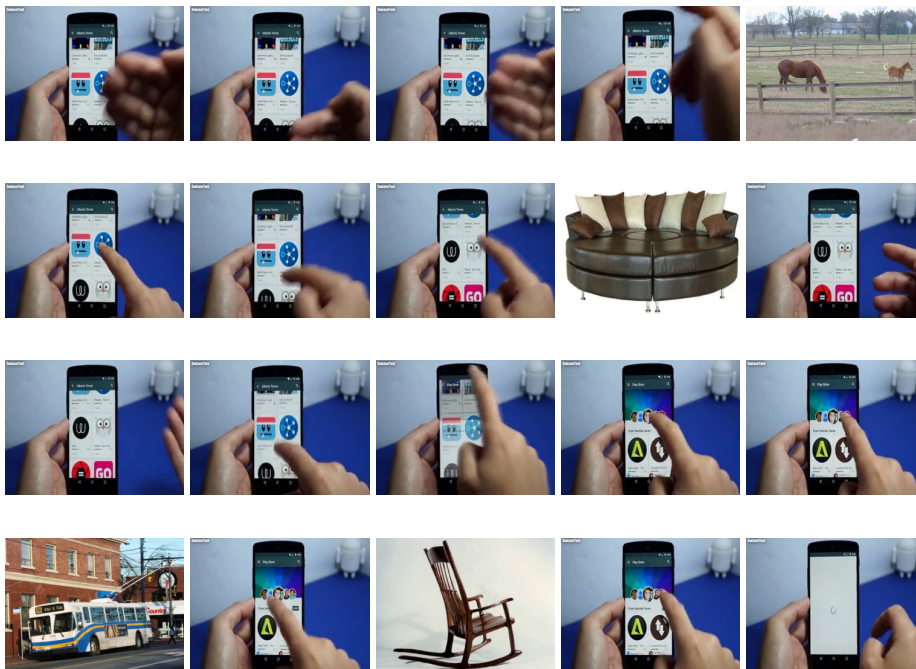


Question: What is the order of fruits appearing in the video?

- Options:
- A. banana, grapes, lemon, pear
  - B. banana, lemon, grapes, pear
  - C. grapes, lemon, banana, pear
  - D. banana, pear, lemon, grapes

Answer: B. banana, lemon, grapes, pear.

**Ordering-Insert-Level2 Task Sample**



Question: What is the order of images appearing in the video?

- Options:
- A. chair, sofa, horse, bus
  - B. chair, sofa, bus, horse
  - C. chair, bus, sofa, horse
  - D. horse, sofa, bus, chair

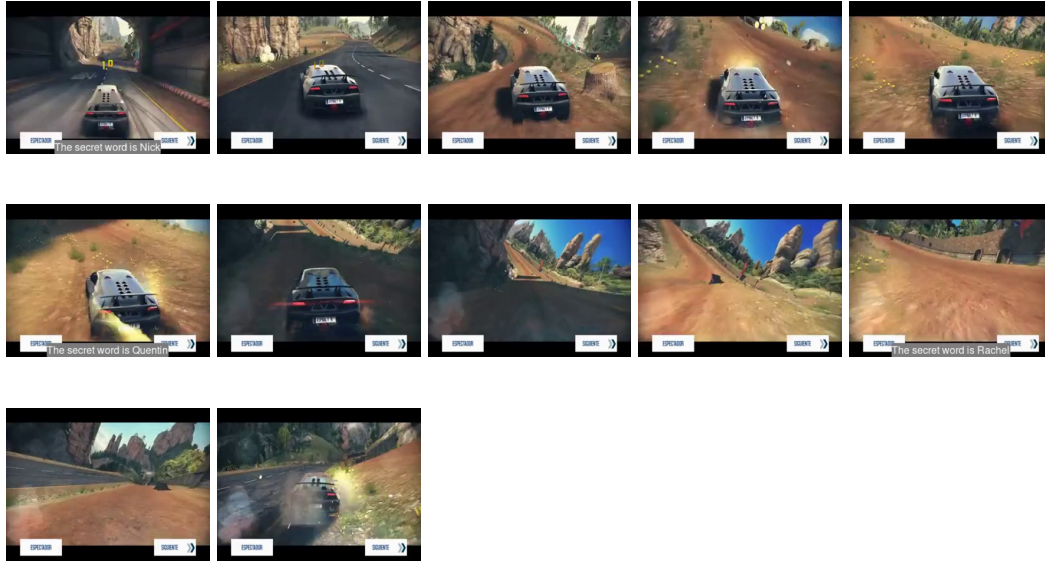
Answer: D. horse, sofa, bus, chair.



---

### Counting-Edit-Level1 Task Sample

---



---

Question: How many secret words appeared in the video?  
Options: A. 3, B. 6, C. 1, D. 5  
Answer: A. 3

---

---

### Counting-Edit-Level2 Task Sample

---



---

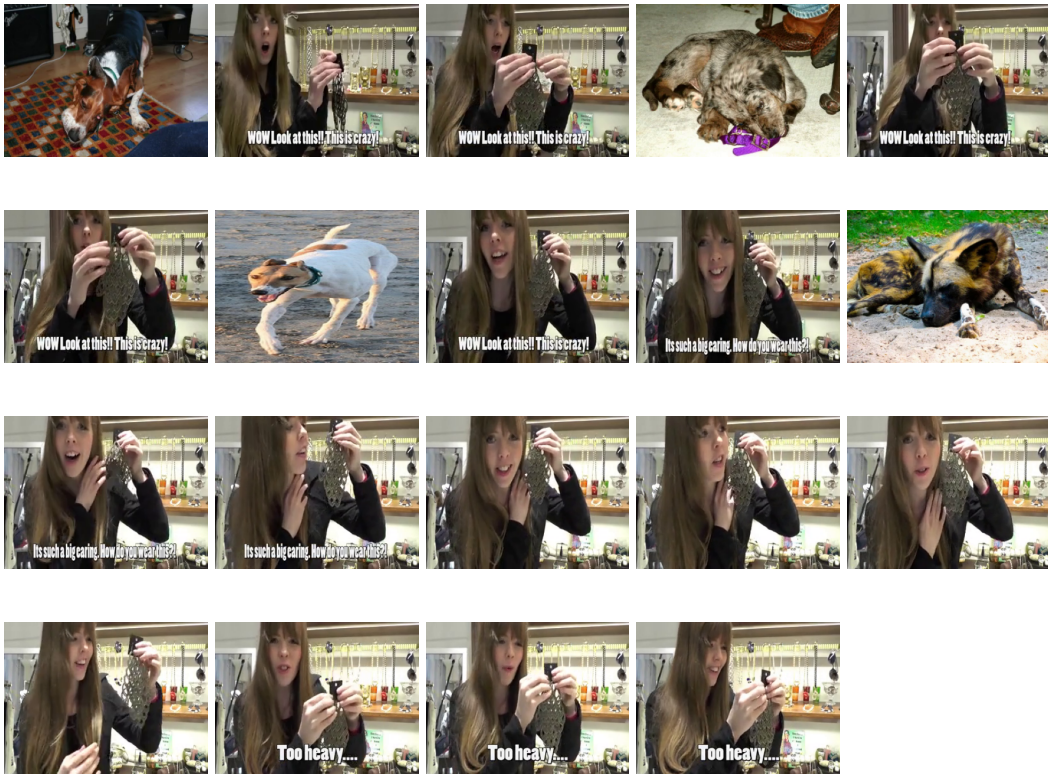
Question: Some boats were inserted into 4 small sections of the video. How many boats appeared in the video in total?  
Options: A. 9, B. 11, C. 10, D. 12  
Answer: C. 10

---

---

**Counting-Insert Task Sample**

---



---

Question: How many dogs appeared in the video?

Options: A. 5, B. 4, C. 3, D. 6

Answer: B. 4

---