

Non-Ioffe-Larkin composition rule and spinon-dictated electric transport in doped Mott insulators

Chuan Chen,^{1,2} Jia-Xin Zhang,^{2,*} Zhi-Jian Song,² and Zheng-Yu Weng²

¹Lanzhou Center for Theoretical Physics, Key Laboratory of Quantum Theory and Applications of MoE, Key Laboratory of Theoretical Physics of Gansu Province, and School of Physical Science and Technology, Lanzhou University, Lanzhou, Gansu 730000, China
²Institute for Advanced Study, Tsinghua University, Beijing 100084, China
(Dated: June 25, 2024)

The electric resistivity is examined in the constrained Hilbert space of a doped Mott insulator, which is dictated by a non-Ioffe-Larkin composition rule due to the underlying mutual Chern-Simons topological gauge structure. In the low-temperature pseudogap phase, where holons remain condensed while spinons proliferate, the charge transport is governed by a chiral spinon excitation, comprising a bosonic spin-1/2 at the core of a supercurrent vortex. It leads to a vanishing resistivity with the “confinement” of the spinons in the superconducting phase but a low- T divergence of the resistivity once the spinon confinement is disrupted by external magnetic fields. In the latter, the chiral spinons will generate a Hall number $n_H =$ doping concentration δ and a Nernst effect to signal an underlying long-range entanglement between the charge and spin degrees of freedom. Their presence is further reflected in thermodynamic quantities such as specific heat and spin susceptibility. Finally, in the high-temperature spin-disordered phase, it is shown that the holons exhibit a linear- T resistivity by scattering with the spinons acting as free local moments, which generate randomized gauge fluxes as perceived by the charge degree of freedom.

Introduction.— The characteristics of a correlated state of matter, including the nature of its elementary excitations, are often reflected in its transport properties. In high- T_c cuprates, different phases in their phase diagram exhibit diverse behaviors of electric resistivity: (i) Near half-filling, the system is an antiferromagnetic (AFM) Mott insulator with charge localization, which can be quickly destroyed by doping. (ii) At high temperatures, the finite-doped system is in a strange metal (SM) phase with $\rho^e \propto T$ extending beyond the Mott-Ioffe-Regel limit [1–5]; (iii) As the system enters the pseudogap (PG) regime at lower temperatures, ρ^e starts to deviate from the linear- T behavior, which resembles a partial depletion of the density of states for the low-lying charge carriers [4, 6, 7]; (iv) The resistivity vanishes at the low-temperature superconducting (SC) transition. But it can exhibit [8–10] an insulating behavior once strong external magnetic fields suppress the SC condensation, although some recent works suggest a metal-like finite upturn at $T \rightarrow 0$ [11–14]; (v) Near a critical doping δ^* , the PG phase terminates and an SM phase with linear- T dependence of resistivity extends down to much lower temperatures [11]. Concurrently, the Fermi liquid (FL) phase with $\rho^e \propto T^2$ emerges and strengthens with increasing doping $> \delta^*$ [1].

Such complex phenomena are difficult to fit into the FL theory, where electric resistivity is attributed to dressed electrons/holes. The challenges stem from the significant influence of strong on-site Coulomb repulsion, which imposes a no-double-occupancy (NDO) constraint on the Hilbert space: $\sum_{\sigma} c_{i,\sigma}^{\dagger} c_{i,\sigma} \leq 1$, where $c_{i,\sigma}$ is the electron annihilation operator. Within this low-energy subspace, each Cu-O plane can be effectively described by a

single-band t - J model [15]. However, understanding the complex phenomena in cuprates, including their transport properties, from the microscopic t - J model remains a great challenge due to the strong correlation effect inherited from the NDO constraint.

A promising approach for studying the t - J model and handling the NDO constraint is the renowned parton construction [15]. In this paper, we discuss the electrical transport behaviors of the t - J model derived from the phase-string theory [16, 17], which incorporates a mutual Chern-Simons (MCS) topological gauge structure that naturally implements the NDO constraint [18]. The resulting non-Ioffe-Larkin composition rule systematically describes distinct behaviors of electric resistivity across different phases, as summarized in Fig. 1(a)-(b), which are consistent with the preceding experimental results. In particular, when holons condense at low temperatures in the regime of $\delta < \delta^*$, the transport will be solely determined by charge-neutral spinon degree of freedom in theory. These spinon excitations are able to capture the magnetic-field-induced SC-insulator transition, predict a Hall number $n_H \propto \delta$, and yield a Nernst signal that aligns closely with the experimental data [13, 19–23]. The presence of these spinon excitations is also evidenced in the thermodynamic observables such as specific heat and magnetic susceptibility. Finally, the spinons are shown to provide the strongest scattering mechanism for the charge transport in the SM regime.

Ioffe-Larkin composition rule in slave-boson theory.— We start by briefly reviewing the Ioffe-Larkin composition rule in a conventional parton theory, taking the example of the $U(1)$ slave-boson theory (see Supplemental Material for more details). In this case [15, 24–26], each

arXiv:2406.15553v1 [cond-mat.str-el] 21 Jun 2024

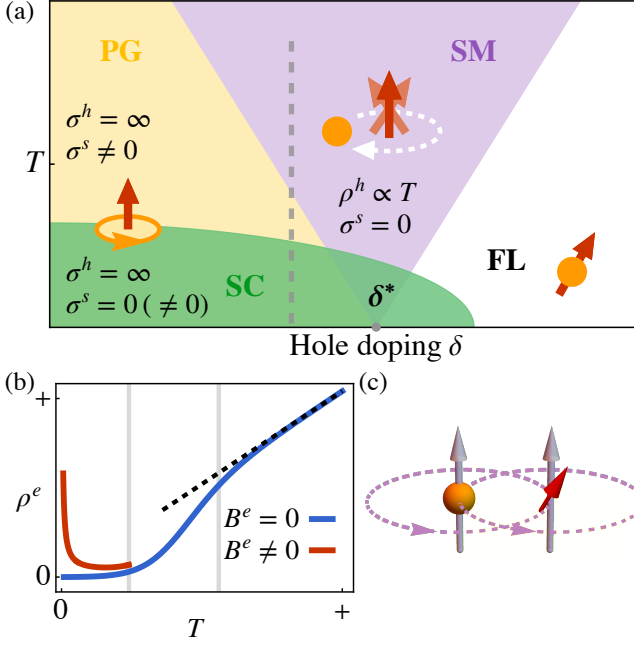


FIG. 1. (a) Summary of conductance behaviors: σ^s for spinons (red and yellow arrows) and σ^h for holons (yellow dots), in the phase diagram of doping and temperature. The nonzero σ^s in the parenthesis indicates the situation that a strong magnetic field suppresses SC. (b) Behavior of electrical resistivity across temperature regions along the gray dashed line highlighted in (a). (c) The mutually-seen π -flux tubes attached to spinon and holon in the phase-string framework.

electron is fractionalized into a (charged) bosonic holon h_i and a (spinful) fermionic spinon $f_{i,\sigma}$: $c_{i,\sigma} \leftrightarrow h_i^\dagger f_{i,\sigma}$, and the NDO constraint is replaced by a holon/spinon single-occupancy condition:

$$h_i^\dagger h_i + \sum_{\sigma} f_{i,\sigma}^\dagger f_{i,\sigma} = 1, \quad (1)$$

such that spinons and holons cannot occupy the same site. At low energies, the system can be described by a $U(1)$ gauge theory where both types of matter are coupled to emergent gauge fields a_μ [24]. Integration over a_μ gives rise to Eq. (1) with a cancellation of holon and spinon currents: $\mathbf{j}^h = -\mathbf{j}^s$, i.e., the holons' movement is always accompanied by a backflow of spinons, as illustrated in Fig. 2(a). This leads to the so-called Ioffe-Larkin composition rule [25–29]:

$$\rho^e = \rho^h + \rho^s. \quad (2)$$

Here ρ^h and ρ^s denote respectively the resistivities of the holons and spinons.

Phase-string theory and the non-Ioffe-Larkin composition rule.— Alternatively, instead of the $U(1)$ gauge fluctuation in the above slave-boson scheme, the NDO constraint in the t - J model can also be naturally implemented through a flux-attachment treatment. As will

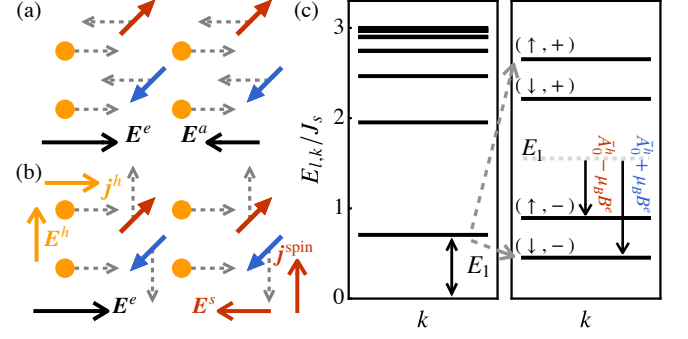


FIG. 2. (a) The holon (yellow dots) and backflow spinon (red/blue arrows) currents in a $U(1)$ slave-boson theory. (b) In phase-string theory, a holon (spin) current generates a transverse \mathbf{E}^h (\mathbf{E}^s) field perceived by spinons (holons) due to the flux attachments (Fig. 1(c)). (c) Mean-field energy levels of b -spinons. Each degenerate energy level E_l at $B^e = 0$ is split at a finite B^e into $E_l \pm \bar{A}_0^h \pm \mu_B B^e$.

be elaborated further later, in the phase-string theory, each holon “carries” a π -flux tube that is perceived by spinons, and *vice versa* (see Fig. 1(c)) [17, 18]. When holons (spinons) condense, the bound flux tube from each spinon (holon) induces a charge (spin) vortex, such that the condensate will always be excluded from the vortex core sitting by the distinct species to maintain Eq. (1). This scenario is minimally described by a MCS gauge theory with the Lagrangian $L = L_h + L_b + L_{\text{MCS}}$ [18, 30, 31], where

$$L_h = \sum_i h_i^\dagger (\partial_\tau - iA_0^s - iA_0^e + \mu_h) h_i - t_h \sum_{i,\alpha} (h_{i+\hat{\alpha}}^\dagger h_i e^{iA_\alpha^s(i) + iA_\alpha^e(i)} + h.c.), \quad (3a)$$

$$L_b = \sum_{i,\sigma} b_{i,\sigma}^\dagger (\partial_\tau - i\sigma A_0^h + \lambda_b + \sigma \mu_B B^e) b_{i,\sigma} - \frac{J_{\text{eff}}}{2} \Delta_s \sum_{i,\alpha,\sigma} (b_{i+\hat{\alpha},\sigma}^\dagger b_{i,-\sigma}^\dagger e^{i\sigma A_\alpha^h(i)} + h.c.), \quad (3b)$$

$$L_{\text{MCS}} = \frac{i}{\pi} \sum_i \varepsilon_{\mu\nu\lambda} A_\mu^s(I) \partial_\nu A_\lambda^h(i). \quad (3c)$$

Microscopically, the mutual Chern-Simon topological gauge structure originates from a nontrivial sign structure encoded in the t - J model, as thoroughly discussed in Refs. [16, 17, 32, 33]. In contrast to the conventional $U(1)$ slave-boson theory, a key feature of the Lagrangian above is that each holon h (spinon b) is attached to a π ($\pm\pi$ depending on the spin- σ) flux tube of A^h (A^s), which is coupled to spinons (holons), as indicated by the equation of motions for A_0^s and A_0^h :

$$\pi n_J^h = \nabla \times \mathbf{A}^h, \quad \pi \sum_{\sigma} \sigma n_{i\sigma}^b = \nabla \times \mathbf{A}^s. \quad (4)$$

Note that here both holons and spinons are *bosons*, with the restoration of fermionic statistics in the composite particles.

Similar consideration for \mathbf{A}^s (\mathbf{A}^h) implies that the holon (spin) current $j_\alpha^{h/\text{spin}} = -\partial L/\partial A_\alpha^{s/h}$ is associated with an “electric” field $E_\alpha^{s/h} = i(\partial_\alpha A_0^{s/h} - \partial_0 A_\alpha^{s/h})$:

$$j_\alpha^{h/\text{spin}} = \frac{1}{\pi} \varepsilon_{\alpha\beta} E_\beta^{h/s}, \quad (5)$$

consistent with the fact that the movement of “magnetic” fluxes will generate an “electric” field. Combining with

$$\mathbf{j}^h = \sigma^h (\mathbf{E}^s + \mathbf{E}^e), \quad \mathbf{j}^{\text{spin}} = \sigma^s \mathbf{E}^h \quad (6)$$

one obtains $j_\alpha^{\text{spin}} = -\pi \sigma^s \varepsilon_{\alpha\beta} j_\beta^h$ where $\varepsilon_{xy} = 1 = -\varepsilon_{yx}$ is the anti-symmetric tensor [34, 35]. For diagonal σ^s and σ^h , the holon and spin currents are perpendicular to each other, as illustrated in Fig. 2(b). This is in contrast to the back-flow picture in $U(1)$ slave-boson theories, and the resulting resistivity reads [36]:

$$\rho^e = \rho^h + \pi^2 \sigma^s. \quad (7)$$

Note that we have set $\hbar = 1 = e$. The contribution of σ^s to ρ^e arises from the fact that the \mathbf{E}^s generated by spin currents acts to “screen” external \mathbf{E}^e (note the opposite direction of \mathbf{E}^e and \mathbf{E}^s in Fig. 2(b)).

Interestingly, when combined with mean-field parameters in L and the corresponding phase diagram [31, 37], Eq. (7) can provide a self-consistent picture of the transport properties of doped cuprates: (i) in AFM phase, the b -spinons are condensed ($\sigma^s = \infty$) whereas the holons are localized ($\rho^h = \infty$), so the system is insulating; (ii) in the SC phase, the b -spinons are gapped ($\sigma^s = 0$) whereas the holons are condensed ($\rho^h = 0$), so $\rho^e = 0$; (iii) above PG in the SM phase, b -spinons are no longer paired ($\Delta_s = 0$ in Eq. (3b)) and behave as free local moments ($\sigma^s = 0$) and induce randomized real-space $B^s = \nabla \times \mathbf{A}^s$ fluxes, which end up with $\rho^e = \rho^h \propto T$ (see Ref. [38] and Supplemental Material for more details); (iv) in FL, holons and spinons are recombined to form electronic quasiparticles which produces $\rho^e \propto T^2$ [39]. In the rest of this paper, we shall be primarily focused on the low-temperature PG phase, where holons have a finite condensation amplitude with $\sigma^h \rightarrow \infty$.

Chiral b -spinons in PG.— In PG, $h_r \approx \sqrt{\delta} e^{i\theta_r^h}$, with δ being the holon number per site. At low energies, only the phase fluctuation is important. After a duality transformation, it can be shown that both the holons’ $\pm 2\pi$ phase vortices and b_σ -spinons are coupled to A^h fields with gauge charge ∓ 2 and σ respectively, and there is a logarithmic interaction between A^h charges (see Supplemental Material for more details). At low energies, it is legitimate to consider only those with smallest gauge charges. Besides the bare $b_{\uparrow/\downarrow}$ -spinon with charge ± 1 , the “fusion” of a $\pm 2\pi$ holon vortex and a $b_{\uparrow/\downarrow}$ -spinon has

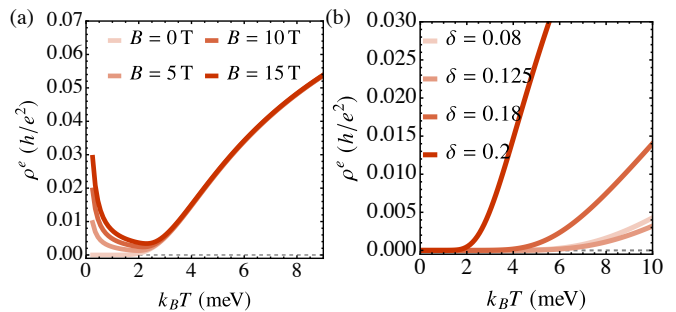


FIG. 3. (a) ρ_{xx}^e at $\delta = 0.2$ with different magnetic fields. At $B = 0$ T, the system enters SC at low temperatures ($\rho_{xx}^e \rightarrow 0$); when SC is suppressed by a finite B field, ρ_{xx}^e shows an insulating behavior with $\rho_{xx}^e \propto 1/T$. (b) ρ_{xx}^e at different dopings with $B = 0$ T.

also gauge charge ∓ 1 [40]. We therefore include 4 types of “elementary” particles, to simplify the notation, they are denoted as $b_{\sigma,v}$ ($\sigma, v = \pm 1$) with v standing for its A^h gauge charge (we’ll call it *vorticity* hereafter). Under the new notation, $b_{\uparrow,1/\downarrow,-1}$ stands for the bare $b_{\uparrow/\downarrow}$ -spinon, whereas $b_{\uparrow,-1/\downarrow,1}$ stands for the composite of a bare $b_{\uparrow/\downarrow}$ spinon and a $\pm 2\pi$ holon vortex. The spinons’ Lagrangian now reads:

$$L_b = \sum_{i,\sigma,v} b_{i,\sigma,v}^\dagger (\partial_\tau - ivA_0^h + \lambda_b + \sigma \mu_B B^e) b_{i,\sigma,v} - J_s \sum_{i,\alpha,\sigma,v} b_{i+\hat{\alpha},\sigma,v}^\dagger b_{i,-\sigma,-v}^\dagger e^{ivA_\alpha^h(i)} + h.c. \quad (8)$$

The spin current \mathbf{j}^{spin} in Eq. (6) should now be replaced by the vorticity current \mathbf{j}^v , and $\mathbf{E}^s = -\mathbf{E}^e$ due to the divergence of σ^h in Eq. (6). Through the orbital effect of holons, each $\pi \equiv \Phi_0 = h/(2e)$ magnetic flux also carries a $+1$ A^h charge, so the A^h charge neutral condition implies:

$$\sum_{\sigma,v} v b_{i,\sigma,v}^\dagger b_{i,\sigma,v} + a^2 B^e / \pi = 0, \quad (9)$$

with a being the lattice constant. At mean-field level, from Eq. (4), condensed holons produce a finite $B^h = \pi\delta$ perceived by b -spinons, so the spectra of b -spinons’ Bogoliubov quasiparticles (Bogolons) are Landau levels (LLs) with non-zero Chern numbers, as illustrated by Fig. 2(c). When $B^e \neq 0$, Eq. (9) entails a non-zero mean-field value of A_0^h , resulting in a separation of states with opposite v which are degenerate when $B^e = 0$ (see Fig. 2(c)).

Electrical resistivity in PG.— Now we explicitly consider the case in the low-temperature PG phase where the holons condense with the effect of the vortex-like phase fluctuation outlined above. Here the condensation of holons results in $\rho^h = \frac{v}{i} m_h / \rho_0 \rightarrow 0$ in the DC limit. Based on Eq. (7), the DC electric resistivity in PG is solely determined by the b -spinons’ conductivity:

$$\rho^e = \pi^2 \sigma^s, \quad (10)$$

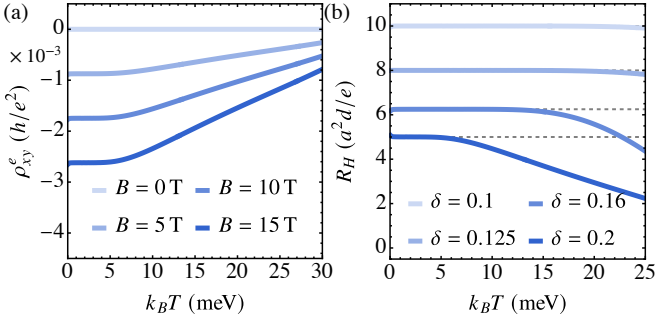


FIG. 4. (a) ρ_{xy}^e at $\delta = 0.2$ with different magnetic fields. At finite B , ρ_{xy}^e saturates to a constant at low temperatures. (b) Hall coefficient R_H at different dopings. At low temperatures, $R_H e/(da^2)$ saturates to $1/\delta$ (indicated by the dashed lines), i.e., $n_H = \delta$.

provided that here σ^s is interpreted as the conductivity of the newly defined 4-component b -spinon-vortices (see the derivation in Supplemental Material).

In the absence of a background magnetic field, because the b -spinons are gapped (the lowest LL has an energy $E_1 = E_g/2$, with E_g being the excitation energy of the spin resonate mode [41, 42]), $\sigma_{xx}^s \rightarrow 0$ at low temperatures and the superconducting $T_c \propto E_g$, consistent with experimental findings [41]. Fig. 3(b) shows ρ_{xx}^e at various dopings without B^e , it can be seen that T_c has a δ -dependence.

On the other hand, SC can be killed by magnetic field, and the system becomes an insulator with $\rho_{xx}^e \propto 1/T$ at low temperatures. This is because Eq. (9) enforces excitation of b -spinon Bogolons with an amount proportional to B^e . Such a magnetic field induced SC-insulator transition agrees qualitatively with experimental findings, although $\rho^e \propto \ln(1/T)$ was observed [8–10].

Hall coefficient. — In the presence of B^e , b -spinons also has a finite σ_{xy}^s due to their non-trivial band topology and net vorticity. It can be shown that (see Supplemental Material):

$$\begin{aligned} \sigma_{xy}^s &= \sum_{l,\sigma,v} \int \frac{d^2k}{(2\pi)^2} v \mathcal{F}_{xy,k}^l n_B(E_{l,k,\sigma,v}) \\ &\approx \frac{1}{2\pi} \sum_{l,\sigma,v} \mathcal{C}_l v n_B(E_{l,\sigma,v}). \end{aligned} \quad (11)$$

Here n_B is the Bose-Einstein distribution function, $\mathcal{F}_{xy,k}^l$ is the Berry curvature of the l -th LL whose Chern number is \mathcal{C}_l . In the second line above we have used the fact that Bogolons' bands are LLs with negligible k -dependence. At low temperatures, only the two lowest LLs ($E_{1,\sigma,v} = E_{N_L,\sigma,v}$, $N_L \approx 2/\delta$ is the number of LLs) with $v = -1$ have significant occupation, Eq. (9) implies $\sum_{\sigma} n_B(E_{1,\sigma,-1}) \approx \frac{B^e a^2}{\delta\pi}$. Since $\mathcal{C}_1 = 1 = \mathcal{C}_{N_L}$, one ob-

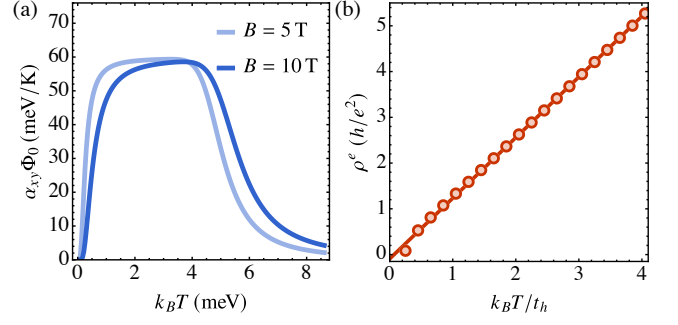


FIG. 5. (a) Nernst data at $\delta = 0.18$. (b) Resistivity from holons scattering with the random flux tubes associated with the spinons as free local moments at high temperatures.

tains

$$\rho_{xy}^e(T \rightarrow 0) = -\frac{B^e a^2}{\delta e}, \quad (12)$$

where \hbar and e , previously set to 1, have been reinstated for dimensional correctness. Plots of $\rho_{xy}^e(T)$ at $\delta = 0.2$ with different magnetic fields are shown in Fig. 4, indeed $\rho_{xy}^e(T \rightarrow 0) \propto B^e$. A direct further implication is that the Hall coefficient $R_H \equiv \rho_{xy}^e d/B^e = \frac{a^2 d}{e\delta}$, with d being the distance between adjacent Cu-O layers. Therefore the Hall number $n_H = \delta$ within PG, consistent with experimental findings [13, 19, 20].

Nernst effect. — A temperature gradient along the x -direction $\partial_x T$ can generate a drift motion of b -spinons with velocity v_x^b satisfying: $s_\phi \partial_x T = -\eta_s v_x^b$, here s_ϕ denotes the transport entropy of each b -spinon and η_s is its viscosity. As discussed before, a magnetic field B^e will polarize b -spinons' vorticity and induce a vortex current: $\mathbf{j}^v = (n_{v=1}^b - n_{v=-1}^b) \mathbf{v}^b$. Replacing $\mathbf{j}^{\text{spin}} \rightarrow \mathbf{j}^v$ in Eq. (5) and using $\mathbf{E}^s \rightarrow -\mathbf{E}^e$, it can be seen that \mathbf{j}^v “induces” a perpendicular electric field $E_y^e = -\pi j_x^v$. The Nernst signal thus reads [40]: $e_N = E_y^e/|\partial_x T| = B^e s_\phi/\eta_s$. The viscosity η_s is actually also related to spinons' vorticity conductivity σ^s . Note \mathbf{E}^h prompts spinons of opposite vorticity to drift in opposite directions: $\pm \mathbf{v}^b$ for $v = \pm 1$ with $\mathbf{E}^h = \eta_s \mathbf{v}^b$, and $\mathbf{j}^v = n_{v=1}^b \mathbf{v}^b - n_{v=-1}^b (-\mathbf{v}^b) = n^b \mathbf{v}^b$. Using $\rho^e = \pi^2 \sigma^s$ in the PG, one can define a coefficient α_{xy} independent of η_s [23, 40]:

$$\alpha_{xy} \equiv \frac{e_N}{\rho^e} = \frac{B^e s_\phi}{\Phi_0^2 n^b}. \quad (13)$$

Unlike conventional BCS superconductors, in this scenario, the exotic vortex core captures a free spin-1/2 magnetic moment (b -spinon), thereby contributing to a transport entropy $s_\phi = k_B \{\ln[2 \cosh(\beta \mu_B B^e)] - \beta \mu_B B^e \tanh(\beta \mu_B B^e)\}$ [23, 40]. Fig. 5(a) shows the temperature and magnetic-field dependence of α_{xy} at $\delta = 0.18$, which agrees quantitatively well with experimental data [21–23]. Therefore, the observed Nernst signal also validates the presence of spinon vortices that carry transport entropy.

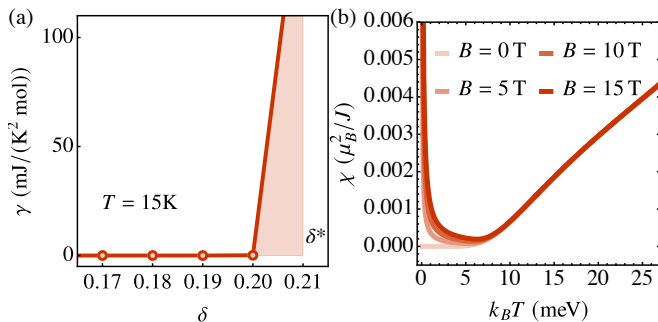


FIG. 6. (a) Specific heat contributed by spinons at different dopings. (b) Uniform spin susceptibility with different magnetic fields at $\delta = 0.2$.

Other thermodynamic signatures.— The presence of b -spinons is also reflected in various thermodynamic measurements (see details in Supplemental Material). Fig. 6(b) displays the uniform spin susceptibility χ^s at $\delta = 0.2$, which closely aligns with the electric resistivity trends shown in Fig. 3(a). At zero external magnetic field, $\chi^s(T \rightarrow 0) = 0$ as b -Bogolons are gapped, consistent with standard observations in SC states. In contrast, when magnetic fields suppress SC coherence, the B^e -induced b -spinons (from Eq. (9)) acts as free magnetic moments, resulting in Curie-Weiss behavior $\chi^s \propto 1/T$ at low temperatures.

Furthermore, the doping dependence of the specific heat coefficient $\gamma \equiv C_V^b/T$ from b -spinons, illustrated in Fig. 6(a), shows a marked enhancement as doping approaches the critical δ^* at low temperatures. This aligns with experimental observations [11, 43] and suggests an instability of the b -spinon RVB order at $\delta \approx \delta^*$, further characterizing the breakdown of the PG phase.

Discussion.— We have explored the charge transport in a low- T PG phase in the framework of the phase-string description of the t - J model. Such a phase is characterized by the holon condensation, but is short of SC phase coherence due to the strong phase fluctuation induced by the excited spinons under an MCS gauge structure. In particular, it may be stabilized at low-temperatures by applying external magnetic fields, where an SC to insulator transition can be realized due to the proliferation of deconfined spinons. Here the Hall coefficient contributed by the spinon-vortices due to the MCS gauge structure is found with $n_H = \delta$, and the presence of free spinons is also predicted in thermodynamic quantities such as specific heat and spin susceptibility. Their thermal transport properties like the Nernst and thermal Hall effects above T_c have been previously studied elsewhere [44].

Finally, when the short-range RVB ordering of the background spins are totally destroyed by either temperature or doping, the holons will perceive an even *stronger* phase fluctuation associated with the local moments of disordered spins as if they are random flux tubes, which

leads to the strange-metal behavior of the resistivity $\rho^e \propto T$ at high-temperatures. On the other hand, a FL phase may also emerge at low temperatures when the doping density exceeds a critical value δ^* with vanishing RVB pairing, where only the Landau quasiparticle as a gauge-neutral “composite fermion” formed by the fusion of fractionalized particles may survive the strongest frustration imposed by the random fluxes associated with the local moments, giving rise to $\rho^e \propto T^2$ [39].

Acknowledgement.— We acknowledge stimulating discussions with Bo Li, Jisi Xu and Zhi-Yuan Yao. Financial support by MOST of China (Grant No. 2021YFA1402101) and NSF of China (Grant No. 12347107) is acknowledged.

* Correspondence to: zjx19@mails.tsinghua.edu.cn

- [1] R. A. Cooper, Y. Wang, B. Vignolle, O. J. Lipscombe, S. M. Hayden, Y. Tanabe, T. Adachi, Y. Koike, M. Nohara, H. Takagi, C. Proust, and N. E. Hussey, Anomalous Criticality in the Electrical Resistivity of $\text{La}_{2-x}\text{Sr}_x\text{CuO}_4$, *Science* **323**, 603 (2009).
- [2] P. W. Phillips, N. E. Hussey, and P. Abbamonte, Stranger than metals, *Science* **377**, eabh4273 (2022).
- [3] M. Gurvitch and A. T. Fiory, Resistivity of $\text{La}_{1.825}\text{Sr}_{0.175}\text{CuO}_4$ and $\text{Yb}_{2}\text{Cu}_{3}\text{O}_7$ to 1100 K: Absence of saturation and its implications, *Phys. Rev. Lett.* **59**, 1337 (1987).
- [4] H. Takagi, B. Batlogg, H. L. Kao, J. Kwo, R. J. Cava, J. J. Krajewski, and W. F. Peck, Systematic evolution of temperature-dependent resistivity in $\text{La}_{2-x}\text{Sr}_x\text{CuO}_4$, *Phys. Rev. Lett.* **69**, 2975 (1992).
- [5] A. Kaminski, S. Rosenkranz, H. M. Fretwell, Z. Z. Li, H. Raffy, M. Randeria, M. R. Norman, and J. C. Campuzano, Crossover from coherent to incoherent electronic excitations in the normal state of $\text{Bi}_2\text{Sr}_2\text{CaCu}_2\text{O}_{8+\delta}$, *Phys. Rev. Lett.* **90**, 207003 (2003).
- [6] N. Barišić, M. K. Chan, Y. Li, G. Yu, X. Zhao, M. Dressel, A. Smontara, and M. Greven, Universal sheet resistance and revised phase diagram of the cuprate high-temperature superconductors, *Proceedings of the National Academy of Sciences* **110**, 12235 (2013).
- [7] T. Timusk and B. Statt, The pseudogap in high-temperature superconductors: an experimental survey, *Rep. Prog. Phys.* **62**, 61 (1999).
- [8] Y. Ando, G. S. Boebinger, A. Passner, T. Kimura, and K. Kishio, Logarithmic divergence of both in-plane and out-of-plane normal-state resistivities of superconducting $\text{La}_{2-x}\text{Sr}_x\text{CuO}_4$ in the zero-temperature limit, *Phys. Rev. Lett.* **75**, 4662 (1995).
- [9] G. S. Boebinger, Y. Ando, A. Passner, T. Kimura, M. Okuya, J. Shimoyama, K. Kishio, K. Tamasaku, N. Ichikawa, and S. Uchida, Insulator-to-metal crossover in the normal state of $\text{La}_{2-x}\text{Sr}_x\text{CuO}_4$ near optimum doping, *Phys. Rev. Lett.* **77**, 5417 (1996).
- [10] Y. Ando, S. Komiya, K. Segawa, S. Ono, and Y. Kurita, Electronic phase diagram of high- T_c cuprate superconductors from a mapping of the in-plane resistivity curvature, *Phys. Rev. Lett.* **93**, 267001 (2004).

- [11] C. Proust and L. Taillefer, The remarkable underlying ground states of cuprate superconductors, *Annu. Rev. Condens. Matter Phys.* **10**, 409 (2019).
- [12] R. Daou, N. Doiron-Leyraud, D. LeBoeuf, S. Y. Li, F. Laliberté, O. Cyr-Choinière, Y. J. Jo, L. Balicas, J.-Q. Yan, J.-S. Zhou, J. B. Goodenough, and L. Taillefer, Linear temperature dependence of resistivity and change in the fermi surface at the pseudogap critical point of a high- t_c superconductor, *Nat. Phys.* **5**, 31 (2008).
- [13] S. Badoux, W. Tabis, F. Laliberté, G. Grissonnanche, B. Vignolle, D. Vignolles, J. Béard, D. A. Bonn, W. N. Hardy, R. Liang, N. Doiron-Leyraud, L. Taillefer, and C. Proust, Change of carrier density at the pseudogap critical point of a cuprate superconductor, *Nature* **531**, 210 (2016).
- [14] N. Doiron-Leyraud, O. Cyr-Choinière, S. Badoux, A. Ataei, C. Collignon, A. Gourgout, S. Dufour-Beauséjour, F. F. Tafti, F. Laliberté, M.-E. Boulanger, M. Matusiak, D. Graf, M. Kim, J.-S. Zhou, N. Momono, T. Kurosawa, H. Takagi, and L. Taillefer, Pseudogap phase of cuprate superconductors confined by fermi surface topology, *Nat. Commun.* **8**, 2044 (2017).
- [15] P. A. Lee, N. Nagaosa, and X.-G. Wen, Doping a mott insulator: Physics of high-temperature superconductivity, *Rev. Mod. Phys.* **78**, 17 (2006).
- [16] D. N. Sheng, Y. C. Chen, and Z. Y. Weng, Phase string effect in a doped antiferromagnet, *Phys. Rev. Lett.* **77**, 5102 (1996).
- [17] Z. Y. Weng, D. N. Sheng, Y.-C. Chen, and C. S. Ting, Phase string effect in the t-j model: General theory, *Phys. Rev. B* **55**, 3894 (1997).
- [18] S.-P. Kou, X.-L. Qi, and Z.-Y. Weng, Mutual chern-simons effective theory of doped antiferromagnets, *Phys. Rev. B* **71**, 235102 (2005).
- [19] C. Collignon, S. Badoux, S. A. A. Afshar, B. Michon, F. Laliberté, O. Cyr-Choinière, J.-S. Zhou, S. Licciardello, S. Wiedmann, N. Doiron-Leyraud, and L. Taillefer, Fermi-surface transformation across the pseudogap critical point of the cuprate superconductor $\text{La}_{1.6-x}\text{Nd}_{0.4}\text{Sr}_x\text{CuO}_4$, *Phys. Rev. B* **95**, 224517 (2017).
- [20] M. Lizaïre, A. Legros, A. Gourgout, S. Benhabib, S. Badoux, F. Laliberté, M.-E. Boulanger, A. Ataei, G. Grissonnanche, D. LeBoeuf, S. Licciardello, S. Wiedmann, S. Ono, H. Raffy, S. Kawasaki, G.-Q. Zheng, N. Doiron-Leyraud, C. Proust, and L. Taillefer, Transport signatures of the pseudogap critical point in the cuprate superconductor $\text{Bi}_2\text{Sr}_{2-x}\text{La}_x\text{CuO}_{6+\delta}$, *Phys. Rev. B* **104**, 014515 (2021).
- [21] Y. Wang, S. Ono, Y. Onose, G. Gu, Y. Ando, Y. Tokura, S. Uchida, and N. P. Ong, Dependence of upper critical field and pairing strength on doping in cuprates, *Science* **299**, 86 (2003).
- [22] Y. Wang, Z. A. Xu, T. Kakeshita, S. Uchida, S. Ono, Y. Ando, and N. P. Ong, Onset of the vortexlike nernst signal above T_c in $\text{La}_{2-x}\text{Sr}_x\text{CuO}_4$ and $\text{Bi}_2\text{Sr}_{2-y}\text{La}_y\text{CuO}_6$, *Phys. Rev. B* **64**, 224519 (2001).
- [23] Y. Wang, N. P. Ong, Z. A. Xu, T. Kakeshita, S. Uchida, D. A. Bonn, R. Liang, and W. N. Hardy, High field phase diagram of cuprates derived from the nernst effect, *Phys. Rev. Lett.* **88**, 257003 (2002).
- [24] G. Baskaran and P. W. Anderson, Gauge theory of high-temperature superconductors and strongly correlated fermi systems, *Phys. Rev. B* **37**, 580 (1988).
- [25] L. B. Ioffe and A. I. Larkin, Gapless fermions and gauge fields in dielectrics, *Phys. Rev. B* **39**, 8988 (1989).
- [26] P. A. Lee and N. Nagaosa, Gauge theory of the normal state of high- t_c superconductors, *Phys. Rev. B* **46**, 5621 (1992).
- [27] L. B. Ioffe and G. Kotliar, Transport phenomena near the mott transition, *Phys. Rev. B* **42**, 10348 (1990).
- [28] N. Nagaosa and P. A. Lee, Normal-state properties of the uniform resonating-valence-bond state, *Phys. Rev. Lett.* **64**, 2450 (1990).
- [29] N. Nagaosa and P. A. Lee, Ginzburg-landau theory of the spin-charge-separated system, *Phys. Rev. B* **45**, 966 (1992).
- [30] X.-L. Qi and Z.-Y. Weng, Mutual chern-simons gauge theory of spontaneous vortex phase, *Phys. Rev. B* **76**, 104502 (2007).
- [31] Z.-Y. Weng, Superconducting ground state of a doped mott insulator, *New J. Phys.* **13**, 103039 (2011).
- [32] K. Wu, Z. Y. Weng, and J. Zaanen, Sign structure of the $t-j$ model, *Phys. Rev. B* **77**, 155102 (2008).
- [33] X. Lu, J.-X. Zhang, S.-S. Gong, D. N. Sheng, and Z.-Y. Weng, Sign structure in the square-lattice $t-t'-j$ model and numerical consequences (2023), [arXiv:2303.13498](https://arxiv.org/abs/2303.13498) [cond-mat.str-el].
- [34] P. Ye, C.-S. Tian, X.-L. Qi, and Z.-Y. Weng, Confinement-deconfinement interplay in quantum phases of doped mott insulators, *Phys. Rev. Lett.* **106**, 147002 (2011).
- [35] P. Ye, C.-S. Tian, X.-L. Qi, and Z.-Y. Weng, Electron fractionalization and unconventional order parameters of the t-j model, *Nucl. Phys. B* **854**, 815 (2012).
- [36] Here we have used the fact that $\sigma_{xx}^s = \sigma_{yy}^s$ and $\sigma_{xy}^s = -\sigma_{yx}^s$ due to the 4-fold rotation symmetry of a square lattice.
- [37] Y. Ma, P. Ye, and Z.-Y. Weng, Low-temperature pseudogap phenomenon: precursor of high- t_c superconductivity, *New Journal of Physics* **16**, 083039 (2014).
- [38] Z.-C. Gu and Z.-Y. Weng, Charge dynamics in the phase string model for high- t_c superconductors, *Phys. Rev. B* **76**, 024501 (2007).
- [39] J.-X. Zhang and Z.-Y. Weng, Crossover from fermi arc to full fermi surface, *Phys. Rev. B* **108**, 235156 (2023).
- [40] Z.-Y. Weng and X.-L. Qi, Lower pseudogap phase of mott insulators: A spin/vortex liquid state, *Phys. Rev. B* **74**, 144518 (2006).
- [41] J. W. Mei and Z. Y. Weng, Spin-roton excitations in the cuprate superconductors, *Phys. Rev. B* **81**, 014507 (2010).
- [42] W. Q. Chen and Z. Y. Weng, Spin dynamics in a doped-mott-insulator superconductor, *Phys. Rev. B* **71**, 134516 (2005).
- [43] C. Girod, A. Legros, A. Forget, D. Colson, C. Marce-nat, A. Demuer, D. LeBoeuf, L. Taillefer, and T. Klein, High density of states in the pseudogap phase of the cuprate superconductor $\text{HgBa}_2\text{CuO}_{4+\delta}$ from low-temperature normal-state specific heat, *Phys. Rev. B* **102**, 014506 (2020).
- [44] Z.-J. Song, J.-X. Zhang, and Z.-Y. Weng, Thermal Hall Effect and Neutral Spinons in a Doped Mott Insulator (2023), [arXiv:2309.05711](https://arxiv.org/abs/2309.05711).

Non-Ioffe-Larkin composition rule and spinon-dictated electric transport in doped Mott insulators

Chuan Chen,^{1,2} Jia-Xin Zhang,² Zhi-Jian Song,² and Zheng-Yu Weng²

¹Lanzhou Center for Theoretical Physics, Key Laboratory of Quantum Theory and Applications of MoE,
Key Laboratory of Theoretical Physics of Gansu Province,
and School of Physical Science and Technology, Lanzhou University, Lanzhou, Gansu 730000, China
²Institute for Advanced Study, Tsinghua University, Beijing 100084, China

(Dated: June 21, 2024)

S-I. DERIVATION OF IOFFE-LARKIN RULE FOR $U(1)$ SLAVE-BOSON THEORY

The well-known Lagrangian for $U(1)$ slave boson theory is given by $L^{U(1)} = L_h^{U(1)} + L_f^{U(1)}$, of which h and f denotes the bosonic holon and fermionic spinon, respectively. Their explicit expressions are:

$$L_h^{U(1)} = \sum_i h_i^\dagger (\partial_\tau - ia_0 - iA_0^e + \mu_h) h_i - t_h \sum_{i,\alpha} (h_{i+\hat{\alpha}}^\dagger h_i e^{i\mathbf{a}_\alpha(i) + iA_\alpha^e(i)} + h.c.), \quad (\text{S1a})$$

$$L_f^{U(1)} = \sum_{i,\sigma} f_{i,\sigma}^\dagger (\partial_\tau - ia_0 + \lambda_f + \sigma\mu_B B^e) b_{i,\sigma} - \frac{J_{\text{eff}}}{2} \Delta_s \sum_{i,\alpha,\sigma} (f_{i+\hat{\alpha},\sigma}^\dagger f_{i,-\sigma}^\dagger e^{i\mathbf{a}_\alpha(i)} + h.c.), \quad (\text{S1b})$$

where t_h and μ_h is the hopping integral and chemical potential of holons, while Δ_s and λ_f are the pairing term and chemical potential of spinons. As shown in Eq. (3a) and (3b) of the main text, besides the coupling to external electromagnetic A_μ^e [with $\mu = \{\tau, x, y\}$ containing all the time-space components], the basic interplay between holons and spinons are the emergent internal $U(1)$ gauge field a_μ , which arise to implement the NDO. The spatial components of a_μ give the constraint between holon current \mathbf{j}^h and spinon current \mathbf{j}^s :

$$\frac{\partial L^{U(1)}}{\partial \mathbf{a}(i)} = 0 \implies \mathbf{j}^h(i) + \mathbf{j}^s(i) = 0, \quad (\text{S2})$$

which corresponds to the backflow effects, as shown in Fig. 2(a), indicating that holons moving forward will always push spinons backward. Such induced spinon current will further generate an internal “electric field”

$$\mathbf{E}^a(i) = \mathbf{j}^s(i)/\sigma^s, \quad (\text{S3})$$

where σ^s denotes the spinon conductance. In the presence of an external electric field \mathbf{E}^e , the total field perceived by holon is $\mathbf{E}^a + \mathbf{E}^e$, leading to the relation between electric (holon) current \mathbf{j}^e (\mathbf{j}^h) and holon conductance σ^h :

$$\mathbf{j}^e(i) = \mathbf{j}^h(i) = \sigma^h(\mathbf{E}^a + \mathbf{E}^e). \quad (\text{S4})$$

Combining with Eqs. (S2)-(S4), one can obtain the generic series relation for the resistivity ρ^e , i.e., Loffe-Larkin rule, as follows:

$$\rho^e = \rho^h + \rho^s, \quad (\text{S5})$$

where ρ^h and ρ^s denote that resistivity contributed from holons and spinons.

S-II. ELECTRIC CONDUCTIVITY FROM PHASE-STRING THEORY

In this section, we present the derivation of electric conductivity/resistivity within phase-string theory. As we are primarily interested in the holon condensed regime, it is legitimate to replace $h_r \sim \sqrt{\rho_0} e^{i\theta_r^h}$ and only considering the

phase fluctuations at low energies. The Lagrangian of the system reads (here we have made a continuous approximation to L_h and L_{MCS}):

$$L_h = \int d^2r i\rho_0(\partial_0\theta^h - A_0^s - A_0^e + \lambda_h) + \frac{\rho_0}{2m_h}(\nabla\theta^h - \mathbf{A}^s - \mathbf{A}^e)^2, \quad (\text{S6a})$$

$$L_b = \sum_{i,\sigma} b_{i,\sigma}^\dagger(\partial_0 - i\sigma A_0^h + \sigma\mu_B B^e + \lambda_b)b_{i,\sigma} - \frac{J_s}{2} \sum_{i,\alpha,\sigma} b_{i+\hat{\alpha},\sigma}^\dagger b_{i,-\sigma}^\dagger e^{i\sigma A_\alpha^h(i)} + h.c., \quad (\text{S6b})$$

$$L_{\text{MCS}} = \int d^2r \frac{i}{\pi} \varepsilon_{\mu\nu\lambda} A_\mu^s \partial_\nu A_\lambda^h. \quad (\text{S6c})$$

In order to include the holons' phase vortices, one can replace $\partial_\mu\theta^h \rightarrow a_\mu^{\text{vor}}$, with $\varepsilon_{\mu\nu\lambda}\partial_\mu a_\lambda^{\text{vor}} = 2\pi j_\mu^{\text{vor}}$ where j_μ^{vor} is holons' phase vortex current. Such a constraint can be implemented by introducing an auxiliary gauge field \tilde{A}_μ , and \mathcal{L}_h now reads:

$$i\rho_0(a_0^{\text{vor}} - A_0^s - A_0^e + \lambda_h) + \frac{\rho_0}{2m_h}(\mathbf{a}^{\text{vor}} - \mathbf{A}^s - \mathbf{A}^e)^2 + \frac{i}{\pi} \varepsilon_{\mu\nu\lambda} \tilde{A}_\mu \partial_\nu a_\lambda^{\text{vor}} - i2\tilde{A}_\mu j_\mu^{\text{vor}}. \quad (\text{S7})$$

The kinetic energy can be decoupled through a Hubbard-Stratonovich transformation:

$$\sum_{\mu=1,2} \frac{1}{2} \frac{m_h}{\rho_0} J_\mu^2 + iJ_\mu(a_\mu^{\text{vor}} - A_\mu^s - A_\mu^e). \quad (\text{S8})$$

An integration over A^s gives rise to: $J_\mu = \frac{1}{\pi} \varepsilon_{\mu\nu\lambda} \partial_\nu A_\lambda^h$, here we have set $J_0 = \rho_0$. And the integration over a_μ^{vor} leads to $\tilde{A}_\mu = -A_\mu^h - \partial_\mu\Lambda$. Finally, \mathcal{L}_h can be recast into:

$$\mathcal{L}_h = \frac{1}{2\pi^2} \frac{m_h}{\rho_0} [(\partial_2 A_0^h - \partial_2 A_2^h)^2 + (\partial_0 A_1^h - \partial_1 A_0^h)^2] - \frac{i}{\pi} \varepsilon_{\mu\nu\lambda} A_\mu^h \partial_\nu A_\lambda^e + i2A_\mu^h j_\mu^{\text{vor}}. \quad (\text{S9})$$

Therefore, A^h couples with three kinds of ‘‘matter’’ fields: holon vortices (each 2π vortex carries gauge charge -2), b -spinon (each b_σ carries charge σ) and electromagnetic fluxes (each $B^e = \pi$ flux carries charge 1). Since A_0^h can mediate a Coulomb interaction between the gauge charges, at low energies the system prefer charge neutral condition.

As a single holon 2π vortex has a larger energy than a b -spinon, we will not consider free 2π vortices but combine a bare holon $\pm 2\pi$ vortex with a $b_{\uparrow/\downarrow}$ -spinon, the ‘‘composite’’ particle has a A^h gauge charge ∓ 1 . Together with the bare b -spinon, there are 4 types of b -spinons (denoted by $b_{\sigma,v}$) with spin $\sigma = \pm 1$ and charge/vorticity $v = \pm 1$. So the Lagrangian of the system now reads:

$$L = \int d^2r \frac{1}{2\pi^2} \frac{m_h}{\rho_0} [(\partial_2 A_0^h - \partial_2 A_2^h)^2 + (\partial_0 A_1^h - \partial_1 A_0^h)^2] - \frac{i}{\pi} \varepsilon_{\mu\nu\lambda} A_\mu^h \partial_\nu A_\lambda^e + \sum_{i,\sigma,v} b_{i,\sigma,v}^\dagger(\partial_0 - ivA_0^h + \sigma\mu_B B^e + \lambda_b)b_{i,\sigma,v} - \frac{J_s}{2} \sum_{i,\alpha,\sigma,v} b_{i+\hat{\alpha},\sigma,v}^\dagger b_{i,-\sigma,-v}^\dagger e^{ivA_\alpha^h(i)} + h.c. \quad (\text{S10})$$

The mean-field configuration of A_μ^h (denoted as \bar{A}_μ^h) can be determined through the variational principle, which gives:

$$\delta/a^2 = \rho_0 = \frac{1}{\pi}(\partial_1 \bar{A}_2^h - \partial_2 \bar{A}_1^h), \quad (\text{S11a})$$

$$B^e a^2/\pi = - \sum_{\sigma,v} v \langle b_{i,\sigma,v}^\dagger b_{i,\sigma,v} \rangle_{\text{mf}}. \quad (\text{S11b})$$

Here the δ denotes the number of holons per unit cell and a is the lattice constant. $\langle \dots \rangle_{\text{mf}}$ stands for the expectation value from a mean-field b -spinon Hamiltonian:

$$H_{\text{mf}}^b = \sum_{i,\sigma,v} b_{i,\sigma,v}^\dagger (v\bar{A}_0^h + \sigma\mu_B B^e) b_{i,\sigma,v} - \frac{J_s}{2} \sum_{i,\alpha,\sigma,v} b_{i+\hat{\alpha},\sigma,v}^\dagger b_{i,-\sigma,-v}^\dagger e^{iv\bar{A}_\alpha^h(i)} + h.c. \quad (\text{S12})$$

Note that we have replaced $-i\bar{A}_0^h \rightarrow \bar{A}_0^h > 0$ for $B^e > 0$. As we are interested in the case with a background magnetic field B^e , we shall replace $A_\mu^e \rightarrow \bar{A}_\mu^e + A_\mu^e$, with $\nabla \times \bar{\mathbf{A}}^e = B^e$; we will also expand A^h around its mean-field solution

$A_\mu^h \rightarrow \bar{A}_\mu^h + A_\mu^h$. After integrating out the b -spinon in Eq. (S10), an effective action of gauge fields A_μ^h and A_μ^e can be obtained, which reads (to the quadratic order):

$$S_{\text{eff}}[A^h, A^e] = \frac{1}{\beta\mathcal{V}} \sum_{q=(\omega_n, \mathbf{q})} -\frac{i}{\pi} A_{-q}^{hT} \begin{pmatrix} 0 & -iq_2 & iq_1 \\ iq_2 & 0 & i\omega_n \\ -iq_1 & -i\omega_n & 0 \end{pmatrix} A_q^e + \frac{1}{2} \frac{m_h}{\pi^2 \rho_0} A_{-q}^{hT} \begin{pmatrix} \mathbf{q}^2 & \omega_n q_1 & \omega_n q_2 \\ q_1 \omega_n & \omega_n^2 & 0 \\ q_2 \omega_n & 0 & \omega_n^2 \end{pmatrix} A_q^h \\ + A_{-q}^{hT} \begin{pmatrix} -\chi^{vv}(q) & i\chi^{v,x}(q) & i\chi^{v,y}(q) \\ i\chi^{x,v}(q) & K_{xx}(q) & K_{xy}(q) \\ i\chi^{y,v}(q) & K_{yx}(q) & K_{yy}(q) \end{pmatrix} A_q^h. \quad (\text{S13})$$

Here $A_q^{h/eT} \equiv (A_0^{h/e}(q), A_1^{h/e}(q), A_2^{h/e}(q))$. The b -spinon correlation functions are defined as:

$$\chi^{vv}(\tau, \mathbf{r} - \mathbf{r}') = -\langle TV(\tau, \mathbf{r})V(0, \mathbf{r}') \rangle_{\text{mf}}, \quad (\text{S14a})$$

$$\chi^{v,x/y}(\tau, \mathbf{r} - \mathbf{r}') = -\langle TV(\tau, \mathbf{r})j_{x/y}^p(0, \mathbf{r}') \rangle_{\text{mf}}, \quad (\text{S14b})$$

$$\chi^{x/y,v}(\tau, \mathbf{r} - \mathbf{r}') = -\langle Tj_{x/y}^p(\tau, \mathbf{r})V(0, \mathbf{r}') \rangle_{\text{mf}}. \quad (\text{S14c})$$

Here the b -spinon vorticity (A^h gauge charge) operator

$$V_r = \sum_{\sigma,v} v b_{r,\sigma,v}^\dagger b_{r,\sigma,v}, \quad (\text{S15})$$

and the paramagnetic current operator is:

$$j_{\alpha,r}^p = \frac{J_s}{2} \sum_{\sigma,v} iv [b_{r+\hat{\alpha},\sigma,v}^\dagger b_{r,-\sigma,-v}^\dagger e^{iv\bar{A}_{r+\hat{\alpha},r}^h} - b_{r,-\sigma,-v} b_{r+\hat{\alpha},\sigma,v} e^{-i\bar{A}_{r+\hat{\alpha},r}^h}]. \quad (\text{S16})$$

The $K_{\alpha\beta}$ correlators are defined as:

$$K_{\alpha\alpha}(\tau, \mathbf{r} - \mathbf{r}') = -\langle Tj_\alpha^p(\tau, \mathbf{r})j_\alpha^p(0, \mathbf{r}') \rangle + \delta(\tau)\delta_{\mathbf{r},\mathbf{r}'} \langle l_{\alpha,r} \rangle_{\text{mf}}, \quad (\text{S17a})$$

$$K_{xy}(\tau, \mathbf{r} - \mathbf{r}') = -\langle Tj_x^p(\tau, \mathbf{r})j_y^p(0, \mathbf{r}') \rangle. \quad (\text{S17b})$$

Here

$$l_{\alpha,r} \equiv \frac{J_s}{2} \sum_{\sigma,v} [b_{r+\hat{\alpha},\sigma,v}^\dagger b_{r,-\sigma,-v}^\dagger e^{iv\bar{A}_{r+\hat{\alpha},r}^h} + b_{r,-\sigma,-v} b_{r+\hat{\alpha},\sigma,v} e^{-i\bar{A}_{r+\hat{\alpha},r}^h}] \quad (\text{S18})$$

is involved in the diamagnetic current of b -spinon: $j_{\alpha,r}^d = -l_{\alpha,r} A_{r+\hat{\alpha},r}^h$, and its mean-field expectation value $\langle l_{\alpha,r} \rangle_{\text{mf}} = \text{const}$. Moreover, the $K_{\alpha\beta}$ correlators are related to b -spinon conductivity (with respect to A^h) through:

$$\sigma_{\alpha\beta}^s(\omega, \mathbf{q}) = \frac{i}{\omega} K_{\alpha\beta}(\omega + i0_+, \mathbf{q}). \quad (\text{S19})$$

In order to obtain the electric conductivity, one can first integrate out the A^h field and obtain an effective action of A^e : $S_{\text{eff}}[A^e] = \frac{1}{2} \frac{1}{\beta\mathcal{V}} \sum_q A_{-q}^{eT} \Pi_{\mu\nu}(q) A_q^e$. The electric conductivity is:

$$\sigma_{\mu\nu}^e(\omega, \mathbf{q}) = \frac{i}{\omega} \Pi_{\mu\nu}(\omega + i0_+, \mathbf{q}). \quad (\text{S20})$$

The easiest way to achieve this is by taking a temporal gauge in Eq. (S13): $A_0^h = A_0^e = 0$. After some algebra, one obtains:

$$\rho^e = (\sigma^e)^{-1} = \rho^h + \pi^2 \begin{pmatrix} \sigma_{yy}^s & -\sigma_{yx}^s \\ -\sigma_{xy}^s & \sigma_{xx}^s \end{pmatrix}. \quad (\text{S21})$$

Here $\rho^h(\omega, \mathbf{q}) = \frac{\omega}{i} \frac{m_h}{\rho_0}$ as holons are condensed. In the DC limit, $\rho^h \rightarrow 0$, and $\sigma_{xx}^s = \sigma_{yy}^s$, $\sigma_{xy}^s = -\sigma_{yx}^s$ due to the 4-fold rotation the symmetry of the square lattice, the electric resistivity therefore reads:

$$\rho^e = \pi^2 \sigma^s. \quad (\text{S22})$$

S-III. SPINON MEAN-FIELD SPECTRA AND ITS HALL CONDUCTIVITY

According to Eq. (8) in the main text, with doping δ , b -spinons experience a $\delta\pi A^h$ flux per plaquette of the square lattice, therefore its unit cell includes N_L plaquettes. After introducing the k -states for each sublattice (l):

$$b_{l,k,\sigma,v} = \frac{1}{\sqrt{N_c}} \sum_{r \in l} e^{-ik \cdot r} b_{r,\sigma,v}, \quad (\text{S23})$$

The H_b can be recast into:

$$H_b = \sum_{k,\sigma} \left(B_{k,\sigma,1}^\dagger, B_{-k,-\sigma,-1}^\dagger \right) \begin{pmatrix} \lambda_b + v\bar{A}_0^h + \mu_B B^e & \Delta_k^b \\ \Delta_k^b & \lambda_b - v\bar{A}_0^h - \mu_B B^e \end{pmatrix} \begin{pmatrix} B_{k,\sigma,1} \\ B_{-k,-\sigma,-1} \end{pmatrix}, \quad (\text{S24})$$

with $B_{k,\sigma,v}^\dagger \equiv (b_{1,k,\sigma,1}^\dagger, \dots, b_{N_L,k,\sigma,1}^\dagger)$. The pairing function Δ_k^b is hermitian, whose eigenvector is denoted as $\psi_{l,k}$:

$$\Delta_k^b \psi_{l,k} = \xi_{l,k} \psi_{l,k}. \quad (\text{S25})$$

Here the $\xi_{l,k}$'s are essentially flat bands, i.e., LLs. One can introduce the ‘‘band’’ basis through:

$$B_{k,\sigma,1} = \sum_l \psi_{l,k} \tilde{b}_{l,k,\sigma,1}, \quad (\text{S26a})$$

$$B_{-k,\sigma,-1}^\dagger = \sum_l \psi_{l,k} \tilde{b}_{l,-k,\sigma,-1}^\dagger. \quad (\text{S26b})$$

H_b is then diagonalized in the band basis with an intra-band pairing:

$$H_b = \sum_l \sum_{k,\sigma} \left(\tilde{b}_{l,k,\sigma,1}^\dagger, \tilde{b}_{l,-k,-\sigma,-1} \right) \begin{pmatrix} \lambda_b + v\bar{A}_0^h + \sigma\mu_B B^e & \xi_{l,k} \\ \xi_{l,k} & \lambda_b - v\bar{A}_0^h - \sigma\mu_B B^e \end{pmatrix} \begin{pmatrix} \tilde{b}_{l,k,\sigma,1} \\ \tilde{b}_{l,-k,-\sigma,-1}^\dagger \end{pmatrix} \quad (\text{S27})$$

After a Bogoliubov transformation:

$$\begin{pmatrix} \tilde{b}_{l,k,\sigma,1} \\ \tilde{b}_{l,-k,-\sigma,-1}^\dagger \end{pmatrix} = \begin{pmatrix} u_{l,k} & -v_{l,k} \\ v_{l,k} & u_{l,k} \end{pmatrix} \begin{pmatrix} \beta_{l,k,\sigma,1} \\ \beta_{l,-k,-\sigma,-1}^\dagger \end{pmatrix}, \quad (\text{S28})$$

H_b is diagonalized by the Bogolons:

$$H_b = \sum_l \sum_{k,\sigma} \beta_{l,k,\sigma,v}^\dagger \beta_{l,k,\sigma,v} E_{l,k,\sigma,v} + \text{const.} \quad (\text{S29})$$

Here

$$E_{l,k} = \sqrt{\lambda_b^2 - \xi_{l,k}^2} \quad (\text{S30a})$$

$$E_{l,k,\sigma,v} = E_{l,k} + v\bar{A}h_0 + \sigma\mu_B B^e. \quad (\text{S30b})$$

$$u_{l,k} = \frac{1}{\sqrt{2}} \sqrt{\frac{\lambda_b}{E_{l,k}} + 1}, \quad (\text{S31a})$$

$$v_{l,k} = \text{sgn}(\xi_{l,k}) \frac{1}{\sqrt{2}} \sqrt{\frac{\lambda_b}{E_{l,k}} - 1}. \quad (\text{S31b})$$

Plots of $E_{l,k,\sigma,v}$ at $\delta = 0.125$ is shown in Fig.2(c) of the main text.

The Hall conductivity σ_{xy}^s involves the correlation function about paramagnetic current operator $j_{\alpha,r}^p$, according to Eq. (S16), the DC ($\mathbf{q} = 0$) current operator reads:

$$j_{\alpha,\mathbf{q}=0}^p = \sum_k \sum_{m,n} \psi_{m,k}^\dagger \frac{\partial \Delta_k^b}{\partial k_\alpha} \psi_{n,k} \left(\tilde{b}_{m,k,\sigma,1}^\dagger, \tilde{b}_{m,-k,-\sigma,-1} \right) \tau^x \begin{pmatrix} \tilde{b}_{n,k,\sigma,1} \\ \tilde{b}_{n,-k,-\sigma,-1}^\dagger \end{pmatrix}. \quad (\text{S32})$$

Here τ^x is the Pauli- X matrix. According to Eq. (S17b),

$$\begin{aligned}
& K_{xy}(i\nu_n, \mathbf{q} = 0) \\
&= \frac{1}{N} \sum_{k,\sigma} \sum_{m,n} \psi_{n,k}^\dagger \frac{\partial \Delta_k^b}{\partial k_x} \psi_{m,k} \psi_{m,k}^\dagger \frac{\partial \Delta_k^b}{\partial k_y} \psi_{n,k} \times \\
& \left[(u_{n,k} v_{m,k} + v_{n,k} u_{m,k})^2 \left(\frac{n_B(E_{n,k,\sigma,1}) - n_B(E_{m,k,\sigma,1})}{i\nu_n + E_{n,k} - E_{m,k}} + \frac{n_B(E_{m,k,-\sigma,-1}) - n_B(E_{n,k,-\sigma,-1})}{i\nu_n + E_{m,k} - E_{n,k}} \right) \right. \\
& \left. + (u_{n,k} u_{m,k} + v_{n,k} v_{m,k})^2 \left(\frac{1 + n_B(E_{m,k,\sigma,1}) + n_B(E_{n,k,-\sigma,-1})}{i\nu_n - E_{m,k} - E_{n,k}} - \frac{1 + n_B(E_{m,k,-\sigma,-1}) + n_B(E_{n,k,\sigma,1})}{i\nu_n + E_{m,k} + E_{n,k}} \right) \right]. \quad (\text{S33})
\end{aligned}$$

After some algebra, it can be shown that:

$$\begin{aligned}
\sigma_{xy}^s &= \lim_{\omega \rightarrow 0} \frac{i}{\omega + i0_+} K_{xy}(\omega + i0_+, \mathbf{q} = 0) \\
&= \sum_{n,\sigma,v} \int \frac{d^2k}{(2\pi)^2} \mathcal{F}_{xy,k}^n v n_B(E_{n,k,\sigma,v}) \quad (\text{S34})
\end{aligned}$$

S-IV. LINEAR- T RESISTIVITY FROM ρ^h IN THE SM PHASE

In the SM regime, b -spinons are no-longer RVB paired and behaves as free local magnetic moments, thereby producing randomized A^s ‘‘magnetic’’ flux felt by holons. The holons’ Hamiltonian reads:

$$H_h = \sum_r \lambda^h h_r^\dagger h_r - t_h \sum_{r,\alpha} h_{r+\hat{\alpha}}^\dagger h_r e^{i[A_\alpha^s(r) + A_\alpha^e(r)]} + h.c. \quad (\text{S35})$$

The current operator $j_\alpha = j_\alpha^p + j_\alpha^d$ contains the paramagnetic and diamagnetic parts, which are defined as:

$$j_\alpha^p(r) = it_h \left(h_{r+\hat{\alpha}}^\dagger h_r e^{iA_\alpha^s(r)} - h_r^\dagger h_{r+\hat{\alpha}} e^{-iA_\alpha^s(r)} \right), \quad (\text{S36a})$$

$$j_\alpha^d(r) = -T_\alpha(r) A_\alpha^e(r), \quad (\text{S36b})$$

$$T_\alpha(r) \equiv t_h \left(h_{r+\hat{\alpha}}^\dagger h_r e^{iA_\alpha^s(r)} + h_r^\dagger h_{r+\hat{\alpha}} e^{-iA_\alpha^s(r)} \right). \quad (\text{S36c})$$

The electrical conductivity (at a given A^s configuration) is defined as:

$$\sigma_{\alpha\alpha}^e(\omega, \mathbf{q}) = \frac{i}{\omega} [\mathcal{K}_{\alpha\alpha}(\omega + i0_+, \mathbf{q}) + \langle T_\alpha(r) \rangle_0]. \quad (\text{S37})$$

The paramagnetic current-current correlation function is defined as:

$$\begin{aligned}
\mathcal{K}_{\alpha\alpha}(\tau, \mathbf{q}) &= -\frac{1}{N} \langle T j_\alpha^p(\tau, \mathbf{q}) j_\alpha^p(0, -\mathbf{q}) \rangle_0, \\
\mathcal{K}_{\alpha\alpha}(i\nu_n, \mathbf{q}) &= \int_0^\beta d\tau e^{i\nu_n \tau} \mathcal{K}_{\alpha\alpha}(\tau, \mathbf{q}). \quad (\text{S38})
\end{aligned}$$

Here N is the number of lattice sites. The average $\langle \dots \rangle_0$ is taken with respect to the Hamiltonian without A^e : $H_h^0 \equiv H_h(\mathbf{A}^e = 0)$, which can be diagonalized by the single-particle eigenmodes d_j :

$$\begin{pmatrix} h_1 \\ \vdots \\ h_N \end{pmatrix} = (w_1 \ w_2 \ \dots \ w_N) \begin{pmatrix} d_1 \\ \vdots \\ d_N \end{pmatrix}, \quad (\text{S39})$$

and the holon Hamiltonian can be written as:

$$H_h^0 = \sum_j d_j^\dagger d_j \epsilon_j. \quad (\text{S40})$$

According to the definition in Eq. (S36a), the paramagnetic current operator

$$\begin{aligned}
j_\alpha^p(\mathbf{q} = 0) &= \sum_r j_\alpha^p(r) \\
&= (h_1^\dagger \dots h_N^\dagger) M^\alpha \begin{pmatrix} h_1 \\ \vdots \\ h_N \end{pmatrix} \\
&= \sum_{m,n} w_m^\dagger M^\alpha w_n d_m^\dagger d_n.
\end{aligned} \tag{S41}$$

Here the matrix M^α is defined as:

$$M_{r,r'}^\alpha = \begin{cases} it_h e^{iA_\alpha^s(r')}, & r = r' + \hat{\alpha} \\ -it_h e^{-iA_\alpha^s(r)}, & r' = r + \hat{\alpha} \\ 0, & \text{others} \end{cases} \tag{S42}$$

It can be shown that,

$$\mathcal{K}_{\alpha\alpha}(i\nu_n, 0) = \frac{1}{N} \sum_{m,n} w_m^\dagger M^\alpha w_n w_n^\dagger M^\alpha w_m \times \frac{n_B(\epsilon_m) - n_B(\epsilon_n)}{i\nu_n + \epsilon_m - \epsilon_n}. \tag{S43}$$

From Eq. (S37), the real part of the conductivity $\sigma_{\alpha\alpha}^{e,I}$ reads:

$$\sigma_{\alpha\alpha}^{e,I}(\omega) = \frac{1}{N} \sum_{m,n} w_m^\dagger M^\alpha w_n w_n^\dagger M^\alpha w_m \times \frac{n_B(\epsilon_m) - n_B(\epsilon_m + \omega)}{\omega} \pi \delta(\omega + \epsilon_m - \epsilon_n), \tag{S44}$$

Taking the $\omega \rightarrow 0$ limit, one obtains the DC conductivity:

$$\sigma_{\alpha\alpha}^{e,I} = \frac{1}{N} \sum_{m,n} w_m^\dagger M^\alpha w_n w_n^\dagger M^\alpha w_m \times \beta n_B(\epsilon_m) [1 + n_B(\epsilon_m)] \pi \delta(\epsilon_m - \epsilon_n). \tag{S45}$$

Finally, we should average over different A^s flux configurations to get the physical conductivity: $\langle \sigma_{\alpha\alpha}^{e,I} \rangle_{A^s}$. A plot of ρ^e at doping $\delta = 0.2$ is shown in Fig. 5(b) of the main text.

S-V. SPECIFIC HEAT AND SPIN SUSCEPTIBILITY OF b -SPINONS

From the Hamiltonian of Bogolons given in Eq. (S29), the free energy of b -spinons is given by:

$$F_b = \frac{1}{\beta} \sum_{l,k,\sigma,v} \ln 2 \sinh [\beta E_{l,k,\sigma,v}/2] + J_{\text{eff}} \Delta_s^2 N - 3\lambda_b N. \tag{S46}$$

Then, the contribution to the specific heat from b -pinons can be expressed as:

$$\begin{aligned}
\gamma &\equiv C_v^b/T = -\frac{1}{N} \frac{\partial^2}{\partial T^2} F_b \\
&= \frac{1}{N} \sum_{l,k,\sigma,v} \frac{E_{l,k,\sigma,v}^2}{k_B T^3} n_B(E_{l,k,\sigma,v}) [n_B(E_{l,k,\sigma,v}) + 1]
\end{aligned} \tag{S47}$$

here $n_B(\omega) = 1/(e^{\beta\omega} - 1)$ denotes the bosonic distribution function. Similarly, the total magnetic moment induced by the magnetic field from b -spinons can be expressed as:

$$M_b = \mu_B \sum_{l,k,v} [n_B(E_{l,k,\uparrow,v}^b) - n_B(E_{l,k,\downarrow,v}^b)] \tag{S48}$$

Therefore, the spin susceptibility χ^s at local site is defined by

$$\chi^s = \frac{M_b}{NB} \Big|_{B \rightarrow 0} = \frac{1}{N} \sum_{l,k,\sigma,v} \mu_B^2 \beta n_B(E_{l,k,\sigma,v}) [n_B(E_{l,k,\sigma,v}) + 1] \tag{S49}$$