

In the Shadow of Smith's Invisible Hand: Risks to Economic Stability and Social Wellbeing in the Age of Intelligence

Jo-An Occhipinti^{a,b,c,*}, William Hynes^{b,d,e}, Ante Prodan^{a,b,c,f}, Harris A. Eyre^{b,g,h,i}, Roy Green^j, Sharan Burrow^k, Marcel Tanner^{l,m}, John Buchananⁿ, Goran Ujdur^{a,b,c}, Frederic Destrebecq^o, Christine Song^{a,b}, Steven Carnevale^{p,q}, Ian B. Hickie^{a,b}, Mark Heffernan^r

^aBrain and Mind Centre University of Sydney Camperdown Australia

^bMental Wealth Initiative University of Sydney Camperdown Australia

^cComputer Simulation & Advanced Research Technologies (CSART) Sydney Australia

^dWorld Bank Paris France

^eSanta Fe Institute Santa Fe New Mexico USA

^fSchool of Computer Data and Mathematical Sciences Western Sydney University Sydney Australia

^gBrain Capital Alliance San Francisco California USA

^hBaker Institute for Public Policy Rice University Houston Texas USA

ⁱMeadows Mental Health Policy Institute Dallas Texas USA

^jUniversity of Technology Sydney Broadway Sydney Australia

^kVisiting Professor in Practice London School of Economics Grantham Institute London UK

^lSwiss Academies of Arts and Sciences Bern Switzerland

^mSwiss Tropical and Public Health Institute & University of Basel Switzerland

ⁿBusiness School University of Sydney Sydney Australia

^oEuropean Brain Council Brussels Belgium

^pPoint Cypress Ventures San Francisco California USA

^qMental Health Services Oversight & Accountability Commission Sacramento California USA

^rDynamic Operations Sydney Australia

arXiv:2407.01545v1 [cs.CY] 22 Apr 2024

Abstract

Work is fundamental to societal prosperity and mental health, providing financial security, identity, purpose, and social integration. The emergence of generative artificial intelligence (AI) has catalysed debate on job displacement. Some argue that many new jobs and industries will emerge to offset the displacement, while others foresee a widespread decoupling of economic productivity from human input threatening jobs on an unprecedented scale. This study explores the conditions under which both may be true and examines the potential for a self-reinforcing cycle of recessionary pressures that would necessitate sustained government intervention to maintain job security and economic stability. A system dynamics model was developed to undertake ex ante analysis of the effect of AI-capital deepening on labour underutilisation and demand in the economy. Results indicate that even a moderate increase in the AI-capital-to-labour ratio could increase labour underutilisation to double its current level, decrease per capita disposable income by 26% (95% interval, 20.6% - 31.8%), and decrease the consumption index by 21% (95% interval, 13.6% - 28.3%) by mid-2050. To prevent a reduction in per capita disposable income due to the estimated increase in underutilization, at least a 10.8-fold increase in the new job creation rate would be necessary. Results demonstrate the feasibility of an AI-capital-to-labour ratio threshold beyond which even high rates of new job creation cannot prevent declines in consumption. The precise threshold will vary across economies, emphasizing the urgent need for empirical research tailored to specific contexts. This study underscores the need for governments, civic organisations, and business to work together to ensure a smooth transition to an AI-dominated economy to safeguard the Mental Wealth of nations.

Keywords: artificial intelligence, recession, economic policy, wellbeing, system dynamics

Introduction

Quality work has long been recognized as a fundamental pillar of prosperity and mental health, providing not just financial security and a sense of identity and purpose, but fostering social connection and integration – all of which are fundamental to a thriving society.^{1,2,3} However, the fabric of work has been undergoing significant change over the past decades with a distinct shift towards more precarious employment along with work intensification,^{4,5} raising concerns about the impact of this shift

on mental health and societal wellbeing.^{6,7} Particularly affected by these changes are young people. The International Labour Organization reported in 2022 that those aged 15-24 years faced significant challenges in securing and retaining quality employment, experienced an unemployment rate three times that of adults, and more than one in five were not engaged in education, employment or training.⁸ The shift towards greater labour market flexibility and job insecurity over the last four decades has been largely tolerated and justified as necessary for continued economic growth and prosperity. However, the adverse impacts of this shift on mental health, especially among young

*Corresponding author. Email: jo-an.occhipinti@sydney.edu.au

people, is a significant concern. Financial hardship, job quality and job insecurity are well-documented risk factors for mental health issues.^{9,10,11,12} Against a backdrop of declining productivity growth, and evidence that reduced job security and increasing demands for worker productivity paradoxically undermines productivity,⁶ efforts to safeguard worker wellbeing have moved into focus. This focus has served as a counterweight against further deterioration in job security and quality. However, the emergence of generative artificial intelligence (AI) poses a substantial threat to this balancing force.

Generative AI is not simply automation, it is an intelligence; it stands apart from previous technological advancements in its ability to undertake routine and non-routine cognitive tasks across a broad range of disciplines and is on a trajectory to achieving beyond human capabilities. This capability, while currently in its infancy, has the potential to substantially deepen the decoupling of economic productivity from labour input,^{13,14} putting at risk a large proportion of jobs once considered safe from automation, and profoundly reshaping labour market dynamics.^{15,16} Past technological advancements have led to the automation of routine manual and cognitive tasks, which has decreased the demand for work requiring these skills. Concurrently, there has been an expansion of opportunities for non-routine cognitive tasks (Figure 1), typically associated with higher wages. This shift has contributed to the growth of the middle class and has helped sustain economic demand. However, it is precisely this substantial segment of non-routine cognitive or professional jobs that is now facing potential disruption from the capabilities of generative AI. While most agree on the likelihood of short-term disruption as generative AI is adopted across the economy, opinions diverge on its overall impact on job displacement. Some argue that generative AI will create new jobs and industries (requiring human labour) that will offset displaced jobs consistent with the experiences with previous technological developments, and bring with it advances in healthcare, cheaper goods and services, more efficient allocation of resources, educational and reskilling opportunities, innovation, and new investments, products and services.¹⁷ Others warn that the scale and nature of job displacement will be unprecedented, that generative AI is cheaper and more productive than human capital, it can be ‘upskilled’ far more efficiently than humans, and that the resulting labour underutilisation, downward pressure on wages, and middle class contraction will bring forth social and economic instability.¹⁵ We explore through dynamic modelling the conditions under which both may be true.

The capital-to-labour ratio is an economic indicator that measures the amount of capital (such as physical infrastructure, machinery, or technology) that is available per worker in the production process. It serves as a key determinant of productivity, providing insights into labour efficiency and the capital intensity of an economy or industry.¹⁸ However, in the Age of Intelligence, while significant investments in AI-capital (increasing the numerator) is similarly expected to drive up productivity, it is also likely to drive down the need for labour hours (decreasing the denominator) with significant intensity, thereby increasing the capital-to-labour ratio and precipitating increases in

labour underutilisation. We posit the existence of an AI-capital-to-labour ratio threshold beyond which a self-reinforcing cycle of recessionary pressures could be triggered by reductions in disposable income and consumption brought on by too great an increase in labour underutilisation, and requiring sustained government intervention to maintain stability.¹⁵ Employing a system dynamics model, the aim of this research was to answer three primary research questions: (i) What are the possible trajectories for per capita disposable income and consumption / demand in the economy over the longer term in response to varying degrees of shifts in the capital-to-labour ratio; (ii) Could a capital-to-labour ratio threshold exist in the context of plausible parameter estimates, beyond which the economy may enter a self-reinforcing cycle of recessionary pressures, and if so, what are the conditions under which this might occur; and (iii) what level of new job creation would be required to prevent an overall reduction in consumption across the economy in the advent of the speculated substitution of 25% of current work by generative AI.^{19,20}

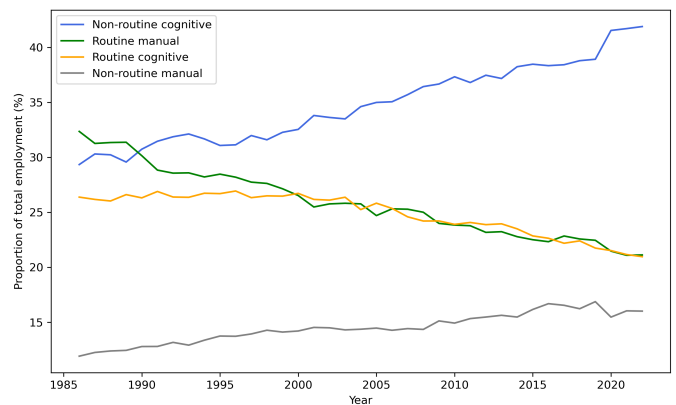


Figure 1: Share of employment by type of occupation, Australia, 1986 – 2022 (August) (reprinted with permission. Source: Borland, J. & Coelli, M. The Australian labour market and IT-enabled technological change. Working Paper No. 01/23. Melbourne Institute of Applied Economic & Social Research, Melbourne, Australia, 2023).

Method

Model structure and assumptions

Figure 2 presents the system dynamics model used for the analyses. The model consists of four stocks (or state variables); P , U , O and K corresponding to population, the number of people who are unemployed or underemployed in the population (underutilisation), the labour underutilisation onset rate, and the capital-labour ratio (K-L ratio) respectively. People are added to the total population, P , at a constant fraction g per year representing a net population increase (births plus immigration minus deaths and emigration) consistent with current population projections. Those becoming underutilised flow into the stock, U , at a rate (per year) equal to $\frac{P^i O - U}{d}$, where i is the number of people in the labour force in 2023.5, μ is the population in 2023.5, with $\frac{i}{\mu}$ giving the proportion of the population in the

population underutilised changes (i.e. as the proportion of the population that is unemployed and underemployed increases, it is assumed to exert a downward pressure on wages and hence disposable income - dependent on a graphical converter, Appendix 1), and τ is the scaling factor derived by calibration that ensures the model's initial conditions broadly reflect real world disposable income (namely, Real Net National Disposable Income, a measure of real income available across the economy to spend or save). The scaling factor takes account of the disposable income that is unlikely to be affected by downward pressure on wages (e.g. social security benefits, investment income, etc.). The per capita disposable income is given by $\frac{\psi}{P}$.

The consumption index, C is the per capita ability to purchase goods and services in the economy that accounts for productivity-related price decreases due to generative AI, and is equal to

$$\frac{\psi/P}{\frac{\rho}{INIT(\rho)}\omega + (1 - \omega)}$$

where ω is the proportion of disposable income affected by productivity-related price decreases (it is assumed, for example, that increased productivity in the economy will not decrease the cost of housing, education, insurance, etc), and 'INIT' refers to the initial value of a parameter at the start of a simulation (so $\rho/INIT(\rho)$ is the ratio of current prices to initial prices and assesses how much prices change over time as a proportion of the original value). Therefore, the consumption index reflects the competing forces of productivity-related price reductions (which increase real disposable income) and reductions in disposable income due to increased underutilisation and downward pressure on wages.

Model analysis

Australian data was used to derive plausible parameter estimates for the model as a demonstration of the feasibility of the hypothesis of recessionary pressures associated with scaled uptake of generative AI across the economy. The potential impacts of generative-AI were modelled through changes to α (the percent increase in the K-L ratio, also known as capital deepening). The baseline scenario reflects the average increase in α of 1.8% per annum derived from data from the Australian Bureau of Statistics (ABS) over the period 1995 to 2023. To address research question (i), a range of possible intensities of capital deepening through uptake of generative AI across the economy (i.e. increases to the AI-capital-to-labour-ratio) were modelled through increases in the value of α to 4%, 7% and 10% per annum (scenarios a, b, and c respectively). These K-L ratio scenarios are conservative as the 10% increase per annum is projected to increase underutilization by 23.8% by mid-2050 (assuming no government action), which is below the estimated 25% of work/jobs that will be affected across the economy as reported by OpenAI researchers, Goldman Sachs, and others.^{19,20,21} Impacts on several key outcomes were explored at the end of the simulation time horizon (mid-2050); per capita disposable income (expressed in US dollars) and the

consumption index (proxies for demand in the economy) and labour underutilisation. Sensitivity analyses were performed to assess the impact of uncertainty in estimates of the new job creation rate, the proportion of disposable income subject to productivity-related price decreases, the base labour underutilisation onset rate increase per year, and the ratio of underemployed to unemployed on the simulation results. We used Latin hypercube sampling to draw 200 sets of values for the selected parameters from a uniform joint distribution (the sample space for each parameter is provided in Appendix 1). Given that new job creation above the baseline rate (whether occurring through new industries emerging from the generative AI-related technical disruption or through government stimulus) is unlikely to occur instantaneously, a 2-year delay was implemented with an s-shaped onset over time. Differences in projected outcomes between the baseline and scenario runs were calculated for each set of parameter values and summarised using simple descriptive statistics. Model construction and sensitivity analyses were performed using Stella Architect ver. 3.4 (www.iseesystems.com). Microsoft Excel, R, and Python were used for post dynamic modelling summary statistics and graphical presentation of results.

To address research question (ii), a sensitivity analysis was performed using all possible combinations of the annual K-L ratio percent increase (ranging from 2% to 10%; increments of 0.28) and new job creation rate (ranging from a 0.5- to 12-fold increase in the historic average of the new job creation rate; increments of 0.4), drawing 900 sets of values from a joint distribution incrementally evenly distributed. A heatmap was generated to visualise the conditions under which the simulated consumption index would fall below the baseline trajectory. To address research question (iii), the K-L ratio was set to an 11% increase per annum which approximates the speculated substitution of 25% of current work/jobs by generative AI. A range of values of an increase in the new job creation rate were explored (i.e. between a 1- to 12-fold increase) to understand the extent to which new jobs would need to be created to prevent a decline in the consumption index compared to the baseline over the next 20 years (2025-2045) in the absence of government intervention.

Results

Regarding research question (i), Table 1 shows simulation results for alternative scenarios of generative AI-related capital deepening on per capita disposable income, the consumption index, and underutilised persons against the baseline over the period 2023.5 to 2050.5. Scenario b which signifies a moderate increase in the historic average annual increase in the K-L ratio due to generative AI, is projected to result in a mean 99.76% (95% uncertainty interval, 70.61% – 137.52%) increase in underutilisation, a 21.2% (95% interval, 13.6% - 28.3%) decrease in the consumption index, and a 26% (95% interval, 20.6% - 31.8%) decrease in the disposable income per capita (note that all intervals reported are derived from the distributions of model outputs calculated in the sensitivity analyses; they provide an

Table 1: The simulated impacts of a range of possible intensities of generative AI-related capital deepening on labour underutilisation and proxies for demand.

Scenario	Mean reduction against baseline	Mean % reduction	Median % reduction	Lower 95% interval	Upper 95% interval
Disposable income per capita USD					
a. K-L ratio 4% increase per annum	5,035.1	12.74	12.73	7.29	18.06
b. K-L ratio 7% increase per annum	10,244.8	25.96	25.82	20.61	31.76
c. K-L ratio 10% increase per annum	12,630.6	25.96	32.06	26.06	37.84
Consumption index					
a. K-L ratio 4% increase per annum	0.0674	7.34	7.59	-0.23	14.79
b. K-L ratio 7% increase per annum	0.1939	21.21	21.03	13.56	28.33
c. K-L ratio 10% increase per annum	0.2527	27.66	27.92	20.14	34.80
Underutilised persons					
a. K-L ratio 4% increase per annum	1,036,650	37.63	36.76	21.03	57.97
b. K-L ratio 7% increase per annum	2,758,013	99.76	98.38	70.61	137.52
c. K-L ratio 10% increase per annum	3,808,004	137.69	136.99	98.13	179.70

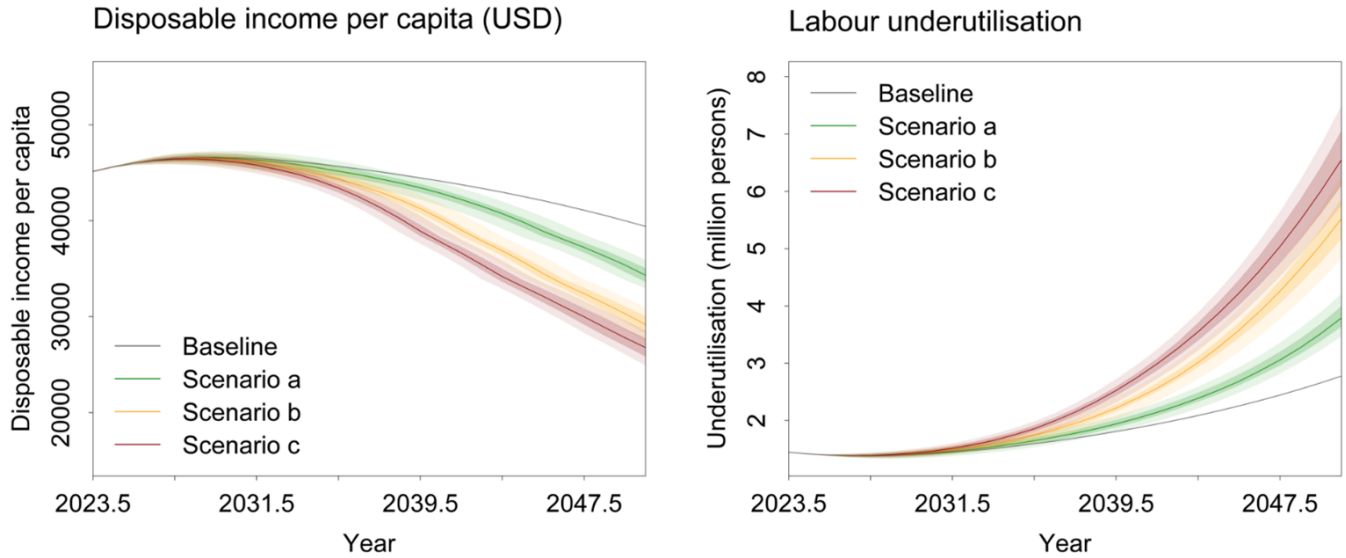


Figure 3: Simulation results. Disposable income per capita in US dollars and underutilised persons for alternative scenarios between 2023.5 and 2050.5, compared with the baseline. The baseline and scenario's a, b, and c reflect an average increase in the AI-capital-to-labour ratio of 1.8%, 4%, 7%, and 10% per annum respectively. The solid line indicates the simulated median values over time, darker shading represents 50% uncertainty interval, and lighter shading indicates the 95% uncertainty interval derived from the sensitivity analysis. Declining disposable income per capita in the baseline scenario reflects the increasing trend in the underutilisation rate.

indication of the effect of uncertainty in selected parameter estimates but should not be interpreted as confidence intervals). The simulated trajectories provided in Figure 3 highlight that the intensity of generative AI-related capital deepening is likely to influence the timing and extent of the increase in labour underutilisation and declines in disposable income per capita over the longer term. Regarding research question (ii), Figure 4 demonstrates the values of the consumption index (the ability to purchase goods and services in the economy) as a function of the AI-capital-to-labour ratio and rate of new job creation (either through innovation in the market or government

stimulus). The figure demonstrates a threshold beyond which increases in the AI-capital-to-labour ratio would result in values of the consumption index that fall below the baseline over the longer term, and that the threshold depends on the rate of new job creation. At low levels of increase in the AI-capital-to-labour ratio, increases in the new job creation rate is sufficient to prevent downturns in the consumption index. However, as demonstrated in Figure 5, at moderate to high levels of the AI-capital-to-labour ratio, while initially the consumption index increases against the baseline, even high rates of growth in the new job creation rate are insufficient to offset labour underutili-

sation and associated declines in disposable income per capita. This suggests that the AI-capital-to-labour ratio represents a potential economic marker for threats to national wellbeing that could be closely monitored. Regarding research question (iii), the model estimates (in this example) that at least a 10.8-fold increase in the current rate of new job creation would be needed to prevent a decline in the consumption index compared to the baseline over the next 20 years (2025-2045) in the absence of government intervention (recalling that the model assumes that the new jobs will provide sufficient hours to move individuals out of a state of being unemployed or underemployed). However, a far higher growth rate in new jobs would be needed to achieve and sustain growth in demand above the baseline.

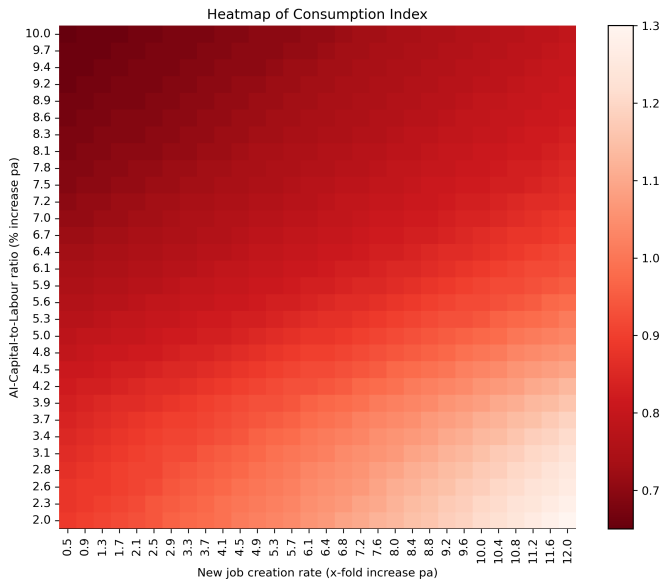


Figure 4: Simulation results. The heatmap shows the impacts of the AI-capital-to-labour ratio and new job creation rate on the consumption index over the period 2023.5 to 2050.5. The pale shading corresponds to increases in the consumption index against the baseline, the lighter red shading indicates smaller percentage reductions against the baseline, and dark red shading to larger percentage reductions.

Discussion

The aim of this study was to assess the merit of the hypothesis that recessionary pressures might be associated with expanded implementation of generative AI across the economy, employing plausible parameter estimates. The findings suggest that without government intervention, generative AI has the potential to significantly disrupt labour market dynamics and demand in an economy emphasizing the need for proactive policy measures to mitigate adverse impacts. Projections highlight the risk of substantial increases in labour underutilization even from moderate levels of AI-capital deepening, leading to declines in per capita disposable income and consumption despite increased consumer purchasing power related to productivity growth and lowering of prices. Furthermore, our study suggests the existence of an AI-capital-to-labour ratio threshold beyond

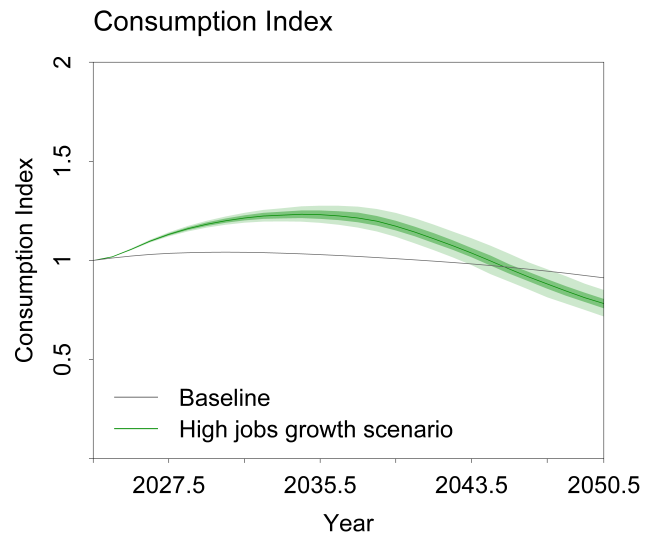


Figure 5: Simulation results. The figure shows the non-linear change in consumption index between 2023.5 and 2050.5 under a scenario of a moderate rate of AI-capital deepening (K-L ratio increase per annum of 7%) and high rate of jobs growth (a 6-fold increase in the baseline new job creation rate per annum) compared to the baseline. The solid line indicates the simulated consumption index over time, darker shading represents 50% uncertainty interval, and lighter shading indicates the 95% uncertainty interval derived from the sensitivity analysis.

which the economy may enter a self-reinforcing cycle of recessionary pressures. Such a scenario could pose formidable challenges to economic stability and necessitate sustained government intervention to prevent social and economic instability. The AI-capital-to-labour ratio therefore represents a potential economic marker for threats to economic and social wellbeing in the Age of Intelligence. The findings underscore the urgency of developing strategies to manage the transition towards an AI-dominated economy while safeguarding Mental Wealth and social prosperity.

While these analyses were conducted within a specific context (Australia), and not designed to precisely determine where the threshold in the AI-capital-to-labour ratio lies, the results indicate that such exploration should be conducted across a variety of contexts. Whether a threshold exists and where it lies will depend on the features of each economy including industry composition, occupational structures, tax structures, the regulatory environment, government policies and incentives, and social acceptability and environmental considerations of the integration of generative AI in workplaces and everyday life. Conducting risk mapping based on AI-capital-to-labour ratio and other indicators across different economy archetypes may allow for the creation of tailored strategies to manage the transition to an AI-augmented economic landscape, while recognizing that these thresholds may be dynamic as the features of economies evolve. Advanced economies with a high degree of automation and digital infrastructure may face different challenges compared to emerging markets where labour-intensive industries still predominate and there is a shortage of skilled workforces to capitalize on the advantages of generative

AI.²² Similarly, economies with robust social institutions and safety nets may have different risk profiles compared to those with less comprehensive support systems.²³ Economic interdependencies and global trade dynamics can also shape the trajectory of AI-capital deepening. Economies that rely heavily on exports or are integrated into global supply chains may face pressure to adopt generative AI technologies to remain competitive, potentially accelerating the approach to the threshold. Further empirical work is clearly needed; however, by closely tracking changes in this ratio, both within sectors and across the economy, governments can better anticipate and respond to emerging challenges, thereby enhancing their capacity to ensure economic resilience and social cohesion.

Pre-distribution: The role of governments & labour unions

While beyond the scope of this aggregate-level analysis, increases in labour underutilisation are likely to bring labour market reshaping, along with the risk of further deepening wage polarization and inequality.^{15,24,25} As generative AI technologies advance, enabling greater productivity with less human input in non-routine cognitive or professional jobs, the distribution of economic gains will become further skewed and the disproportionate accrual of economic benefits to the owners of capital is likely to aggravate existing wealth disparities across generations.^{26,27,28,29} Young people entering the workforce at this time will face significant challenges. The automation of entry-level professional positions—the bedrock for skill-building and early career development—threatens to undermine young workers’ ability to establish themselves economically. The absence of these foundational roles may impede the accumulation of wealth for this generation, potentially leading to a widening intergenerational wealth gap as they face a labour market with fewer quality jobs and stagnant wages.²⁸ This shift not only affects their immediate employment prospects but also has repercussions for long-term financial stability and prospects for wealth creation. The erosion of stable employment and career progression, fundamental to young adults’ aspirations and well-being, increases the likelihood that young people will go on to experience high psychological distress and mental disorder, increasing the risk of suicidal behaviours and undermining social cohesion over the longer term.^{30,31} This further underscores the need for proactive measures to support all workers, but particularly young workers, and ensure that the path to prosperity remains accessible and inclusive in the Age of Intelligence.

In light of these challenges, redistribution measures such as taxation and progressive social policy have been proposed as a means to addressing widening inequalities associated with generative AI-associated job scarcity, displacement, and downward pressure on wages.^{15,32} However, while redistribution efforts can play a role in alleviating adverse impacts of generative AI, such measures are reactive and retain systemic issues already in place.³³ Additionally, history has demonstrated that even in the presence of abundance, perceived scarcity persists, and the struggle for redistribution of wealth can incite conflict and division.^{16,28} A more forward-looking strategy lies in the concept of pre-distribution, which seeks to address the root causes of

inequality by adjusting the mechanisms of wealth generation before inequalities become entrenched.³⁴ Pre-distribution policies focus on ensuring that the economic structures and market forces themselves generate equitable outcomes, rather than relying solely on redistribution.

Governments will need to play a crucial role in shaping the landscape for pre-distribution in the Age of Intelligence. Strategies could include investing in the foundational economy and underfunded sectors with strong job creation potential, such as health, social care, science, arts and culture, and the green economy. Exploring public policies such as reduced workdays with maintained salaries to ensure that the benefits of AI-induced productivity are translated into widespread well-being.³² Additionally, governments can encourage private sector compliance with ethical AI adoption standards, through incentivizing businesses to comply with initiatives like an AI Fairwork Pledge.³² Innovative mechanisms such as an AI Displacement Insurance Fund³² are another avenue for government action, where public-private collaboration would see companies that automate jobs contribute to a pool of resources dedicated to easing labour market transitions and supporting workers affected by AI-driven changes.³² Through multifaceted strategies, governments, in partnership with civic organisations can lay the foundation for a more inclusive economy, where the transformative potential of AI is harnessed for the good of all, rather than exacerbating existing divides. By prioritizing pre-distribution, policymakers can address disparities at their source, fostering a society that is resilient, cohesive, and prepared for the future.

Similarly, labour unions have a critical role to play in this rapidly evolving economic landscape shaped by generative AI, in promoting fair labour practices, negotiating job security, and lobbying for pre-distribution policies that ensure the gains from AI-driven productivity are equitably shared. Unions are in a unique position to influence policy discussions around generative AI, safeguarding the interests of a new generation of workers and preventing their marginalisation. Tripartite planning involving unions, government, and employers can facilitate solutions that respect the dignity of labour, support workers’ mental health, and preserve the social fabric of nations. To fulfill this role, unions could work with government and employer representatives to develop an international labour standard on ‘Decent work in the Age of Intelligence,’ ensuring that AI-related jobs maintain high-quality standards and are incorporated into national legislation.³² Establishing such labour standards will assist in negotiating for AI-related work that augments, rather than substitutes, human intelligence (brain capital), creativity, and innovation, pushing for clauses in employment contracts or industry-wide agreements that set ethical standards for AI use, include protections against unjustified job displacement and ensure fair compensation for AI-generated work. Additionally, unions could advocate for the establishment of regulatory frameworks for data-knowledge ownership (e.g., data cooperatives or trusts^{35,36}) that ensure individuals are fairly compensated and retain control over their data and intellectual contributions to the development and refinement of generative AI. Through such actions, unions can position workers at the centre

of technological governance to positively shape labour market evolution and avoid the destructive trajectory of technological determinism.

The recent triumph of the Writers Guild of America (WGA) over the studios' attempted use of generative AI to automate scriptwriting serves as a beacon for labour unions navigating the complexities of generative AI in the workplace. This victory, however, does not guarantee future success as generative AI becomes more subtly woven into the fabric of work. Unions are now operating in a terrain vastly different from the one in which they originated, necessitating a fundamental rethink of their strategies. As unions like the WGA demonstrate, there is significant power in collective resistance against the exploitative use of generative AI. However, in this new labour market landscape, unions must adapt and forge a balanced approach that fosters innovation and business opportunities while upholding hard-won workers' rights and incomes. To achieve this equilibrium, unions must actively engage in AI governance, ensuring representation in critical discussions with employers, policymakers, and technologists, on the adoption of AI in the workplace, and push for transparency and ethical standards. A comprehensive mapping of professions and sectors, including supply chain and distribution networks, could equip labour unions to engage in strategic, pre-emptive measures to safeguard vulnerable jobs. Additionally, educational partnerships will be crucial, ensuring young workers have access to training programs that equip them with the skills needed for AI-augmented jobs. Transition to a generative-AI powered economy presents a unique opportunity to reevaluate and renew the social contract between employers, employees, government, and broader society. This period of transition offers a significant opportunity for labour unions to demonstrate their enduring value as an essential pillar for work justice and human rights. This subtle yet pivotal moment could mark a renaissance for the union movement, affirming its role in a fair and forward-looking labour market.

Study limitations

It is crucial to recognize the inherent uncertainties and constraints associated with any modelling effort. The complexities of the economy and the interactions among myriad factors pose a challenge to comprehensively encapsulate all elements within a single model. Nonetheless, striving for an exhaustive model is neither necessary nor particularly beneficial. A simplified, abstract, and transparent systems model can provide profound insights into the dominant forces shaping complex system behaviours. A limitation of our current approach is its focus on macroeconomic indicators and does not have the capacity to explore the differential impacts across various demographic groups, sectors, economies, or income levels. For example, while the model projects a decline in disposable income, it does not delineate how this decline may disproportionately impact different income strata. Additionally, it does not make a distinction between high-skilled, well-compensated jobs and lower-skilled less remunerative ones in simulating alternative rates of new job creation. This may obscure the full

extent of the impact of generative AI on labour underutilisation, disposable income, and overall economic demand. However, it is important to reiterate the study's intention which was to demonstrate the plausibility of a threshold in the AI-capital-to-labour ratio existing, thereby validating the hypothesis. Future research should aim to refine and broaden the modelling framework to account for a wider array of factors and nuances. This includes examining the varied impacts of generative AI adoption across different industries and in diverse global economic settings, as well as the influence of policy measures in determining these outcomes. It is also important to consider potential feedback loops that intertwine economic and social variables. Empirical studies that support risk mapping, validate model predictions, and scrutinize the effects of real-world policy applications will be instrumental in fostering evidence-based policy making, especially as we navigate the implications of this major technological advance.

Conclusion

This study reveals the paradox of generative AI's impact on prosperity: while it holds the promise of increased productivity and wealth creation, it also poses a substantial risk to economic stability and societal well-being. Our results suggest the existence of a threshold in the AI-capital-to-labour ratio beyond which the pace of new job creation would likely be insufficient to offset the adverse effects of labour displacement. This threshold serves as a novel economic marker, a warning signal for policymakers to monitor closely as AI continues to advance. This study serves as a platform for a broader dialogue on the role of governments, industry, and unions in shaping a future where technological advancements are harnessed for the collective good. It is a call to action for strategic, informed, and coordinated efforts to manage a just transition toward an AI-augmented economy, ensuring that prosperity is not only preserved but also equitably shared, and that the Mental Wealth of nations is protected.

Funding and acknowledgements:

This work was undertaken under the Mental Wealth Initiative supported by seed funding and philanthropic gifts provided to the Brain and Mind Centre, University of Sydney.

Author contribution:

Manuscript concept and drafting: JO & AP; Critical revision of manuscript and contribution of important intellectual content: all authors.

References

- [1] Karsten I. Paul and Klaus Moser. Unemployment impairs mental health: Meta-analyses. *Journal of Vocational Behavior*, 74(3):264–282, 2009.
- [2] É. Durkheim. *The Division of Labor in Society*. Free Press, 1933.
- [3] J. E. Brand. The far-reaching impact of job loss and unemployment. *Annu Rev Sociol*, 41:359–375, 2015.
- [4] Arne L. Kalleberg. Precarious work, insecure workers: Employment relations in transition. *American Sociological Review*, 74(1):1–22, 2009.

- [5] International Labour Organization. Non-standard employment around the world: Understanding challenges, shaping prospects. Report, International Labour Office, 2016.
- [6] Amy Isham, Simon Mair, and Tim Jackson. Worker wellbeing and productivity in advanced economies: Re-examining the link. *Ecological Economics*, 184:106989, 2021.
- [7] J. Occhipinti, A. Skinner, P. M. Doraiswamy, S. Saxena, H. A. Eyre, P. Geli, D. Jeste, C. Graham, Y. C. Song, A. Prodan, G. Ujdur, J. Buchanan, L. Rosenberg, P. Crosland, and I. B. Hickie. The influence of economic policies on social environments and mental health. *Bulletin of the World Health Organisation*, 102:<http://dx.doi.org/10.2471/BLT.23.290286>, 2024.
- [8] International Labour Organization. World employment and social outlook trends 2023. Report, International Labour Office, 2023.
- [9] Andrew Pulford, Alekh Thapa, Rachel M Thomson, Annette Guilding, Michael James Green, Alastair Leyland, Frank Popham, and Srinivasa Vittal Katikireddi. Does persistent precarious employment affect health outcomes among working age adults? a systematic review and meta-analysis. *Journal of Epidemiology and Community Health*, 76(11):909–917, 2022.
- [10] N. Guan, A. Guariglia, P. Moore, F. Xu, and H. Al-Janabi. Financial stress and depression in adults: A systematic review. *PLoS One*, 17(2):e0264041, 2022.
- [11] P. Butterworth, L. S. Leach, L. Strazdins, S. C. Olesen, B. Rodgers, and D. H. Broom. The psychosocial quality of work determines whether employment has benefits for mental health: results from a longitudinal national household panel survey. *Occup Environ Med*, 68(11):806–12, 2011.
- [12] A. Milner, P. Law, and N. Reavley. Young workers and mental health: A systematic review of the effect of employment and transition into employment on mental health. Report, University of Melbourne, 2019.
- [13] E. Brynjolfsson and A. McAfee. The great decoupling. *New Perspectives Quarterly*, 30(1):61–63, 2013.
- [14] Walter Paternesi Meloni and Antonella Stirati. The decoupling between labour compensation and productivity in high-income countries: Why is the nexus broken? *British Journal of Industrial Relations*, 61(2):425–463, 2023.
- [15] J. Occhipinti, A. Prodan, W. Hynes, R. Green, S. Burrow, H. A. Eyre, A. Skinner, G. Ujdur, J. Buchanan, and I.B. Hickie. The recessionary pressures of generative ai: A threat to wellbeing. *SSRN*, <http://dx.doi.org/10.2139/ssrn.4728604>, 2024.
- [16] D. Acemoglu and S. Johnson. *Power and Progress: Our Thousand-year Struggle Over Technology and Prosperity*. PublicAffairs, 2023.
- [17] A. Berg, C. Papageorgiou, and M. Vaziri. Technology’s bifurcated bite, 2023.
- [18] R. M. Solow. A contribution to the theory of economic growth. *The Quarterly Journal of Economics*, 70(1):65–94, 1956.
- [19] T. Eloundou, S. Manning, P. Mishkin, and D. Rock. Gpts are gpts: An early look at the labor market impact potential of large language models. *arXiv preprint: <https://arxiv.org/abs/2303.10130>*, 2023.
- [20] J. Hatzius, J. Briggs, D. Kodnani, and G. Pierdomenico. The potentially large effects of artificial intelligence on economic growth. Report, Goldman Sachs, 2023: https://static.poder360.com.br/2023/03/Global-Economics-Analyst-The-Potentially-Large-Effects-of-Artificial-Intelligence-on-Economic-Growth-Briggs_Kodnani.pdf.
- [21] I. Shine and K. Whiting. These are the jobs most likely to be lost – and created – because of ai, 2023.
- [22] M. Cazzaniga, F. Jaumotte, L. Li, G. Melina, A. J. Panton, C. Pizzinelli, E. J. Rockall, and M. M. Tavares. Gen-ai: Artificial intelligence and the future of work. Report, International Monetary Fund, 2024.
- [23] Caroline Lloyd and Jonathan Payne. Rethinking country effects: robotics, ai and work futures in norway and the uk. *New Technology, Work and Employment*, 34(3):208–225, 2019.
- [24] David H. Autor and David Dorn. The growth of low-skill service jobs and the polarization of the us labor market. *American Economic Review*, 103(5):1553–97, 2013.
- [25] V. Capraro, A. Lentsch, D. Acemoglu, S. Akgun, A. Akhmedova, E. Bilancini, J-F. Bonnefon, and et al. The impact of generative artificial intelligence on socioeconomic inequalities and policy making. *ArXiv preprint, <https://doi.org/10.48550/arXiv.2401.05377>*, 2023.
- [26] J. D. Sachs and L. J. Kotlikoff. Smart machines and long-term misery. Report, National Bureau of Economic Research, 2012.
- [27] J. D. Sachs, S. G. Benzell, and G. LaGarda. Robots: Curse or blessing? a basic framework. Report, National Bureau of Economic Research, 2015.
- [28] David H. Autor. Why are there still so many jobs? the history and future of workplace automation. *The Journal of Economic Perspectives*, 29(3):3–30, 2015.
- [29] T. Piketty. *Capital in the Twenty-First Century*. Harvard University Press, 2014.
- [30] Jón Gunnar Bernburg. Anomie theory, 2019-03-26 2019.
- [31] E. Durkheim. *Suicide, a study in sociology (1951 Edition, J. A. Spaulding, & G. Simpson, Trans.)*. Routledge, London, 1897.
- [32] The Global Partnership on Artificial Intelligence. Policy brief: Generative ai, jobs, and policy response. Report, Oxford Internet Institute, 2023.
- [33] Mariana Mazzucato. *The entrepreneurial state : debunking public vs. private sector myths*. PublicAffairs, New York, NY, revised edition edition, 2015.
- [34] Mariana Mazzucato. Collective value creation: a new approach to stakeholder value. *International Review of Applied Economics*, pages 1–15, 2022.
- [35] Michael Max Bühler, Igor Calzada, Isabel Cane, Thorsten Jelinek, Astha Kapoor, Morshed Mannan, Sameer Mehta, Vijay Mookerjee, Konrad Nübel, Alex Pentland, Trebor Scholz, Divya Siddarth, Julian Tait, Babu Vaitla, and Jianguo Zhu. Unlocking the power of digital commons: Data cooperatives as a pathway for data sovereign, innovative and equitable digital communities. *Digital*, 3(3):146–171, 2023.
- [36] F. Monge, S. Barns, R. Kattel, and F. Bria. A new data deal: the case of barcelona. Report, UCL Institute for Innovation and Public Purpose, Working Paper Series (No. WP 2022/02). Available at: <https://www.ucl.ac.uk/bartlett/public-purpose/wp2022-02>, 2022.

Appendix 1: Parameter values used in the model analysis and data sources.

Parameter	Symbol	Value	Data source
Underutilised persons initial	U_0	1,445,000	Unemployed plus underemployed persons in Australia as of 30th June 2023 – seasonally adjusted ABS, 6202.0 Labour Force, Australia, Table 22. https://www.abs.gov.au/statistics/labour/employment-and-unemployment/labour-force-australia/latest-release
Ratio of underemployed to unemployed	r	1.6	Derived from ABS, 6202.0 Labour Force, Australia, Table 22. https://www.abs.gov.au/statistics/labour/employment-and-unemployment/labour-force-australia/latest-release . Average value over the 10-year period, Dec 2013 – Nov 2023. Varied by +/-10% in sensitivity analyses.
Ratio of disposable income of an underemployed to fully employed person	-	77%	Derived from Table 25 of: Campbell I, Parkinson, S. and Wood, G. (2014) Underemployment and housing insecurity: an empirical analysis of HILDA data, AHURI Final Report No.230. Melbourne: Australian Housing and Urban Research Institute.
Labour underutilisation onset rate initial	O_0	9.9%	Derived from ABS, 6202.0 Labour Force, Australia, Table 22 https://www.abs.gov.au/statistics/labour/employment-and-unemployment/labour-force-australia/latest-release
Base labour underutilisation onset rate increase per year	β	0.0015	Reasoned estimate based on plausible forward projections of labour underutilisation to 2050.5. Varied by +/-10% in sensitivity analyses.
Labour force initial	i	14,585,316	Labour force total persons as of 30th June 2023. ABS, 6202.0 Labour Force, Australia, Table 22: https://www.abs.gov.au/statistics/labour/employment-and-unemployment/labour-force-australia/latest-release .
Capital-to-labour ratio (K-L ratio) initial	K_0	94.6	ABS, Australian National Accounts, 2022-23, Cat. no. 5204.0, Table 13: https://www.abs.gov.au/statistics/economy/national-accounts/australian-system-national-accounts/latest-release . Quality adjusted hours worked and indexed (2021=100)
K-L ratio percent increase per annum	α	1.8%	ABS, Australian National Accounts, 2022-23, Cat. no. 5204.0, Table 13: https://www.abs.gov.au/statistics/economy/national-accounts/australian-system-national-accounts/latest-release . Average annual increase in the K-L ratio over the period 1995 to 2023 derived from regression model.
Initial population	P_0	26,638,544	The population of Australia as of 30th June 2023 (https://www.abs.gov.au/statistics/people/population)
Population increase percent per annum	g	1.1	Population projections, Australia: https://www.abs.gov.au/statistics/people/population/population-projections-australia/2022-base-2071 . This approximates medium series by 2050.5.
Mortality rate	m	0.0015	Derived from Australian Bureau of Statistics. Table 1.9. Life Tables, Australia, 2020-2022 https://www.abs.gov.au/statistics/people/population/life-expectancy/latest-release and population data for each age.
New job creation rate per capita	λ	0.0021	To align the model's output with the June 2023 Real Net National Disposable Income (RNNDI) per capita in Australia, a scaling factor of 86,985 was applied. This calibration ensures the model's initial conditions broadly reflect a real world economic indicator of disposable income (data: Table 1: https://www.abs.gov.au/statistics/economy/national-accounts/australian-national-accounts-national-income-expenditure-and-product/latest-release#data-downloads)
Delay in change to underutilisation onset rate	d	5	5 years – an estimate. Delay in changes to the underutilisation onset rate as a result of changes to the K-L ratio.
Base Multi-Factor Productivity (MFP) rate	v	0.56298	Derived from MFP data, OECD, Australia, 1985-2022: https://data.oecd.org/lprdy/multifactor-productivity.htm
Scaling factor	τ	86,985	Derived from MFP data, OECD, Australia, 1985-2022: https://data.oecd.org/lprdy/multifactor-productivity.htm
Proportion of disposable income affected by productivity-related price decreases	ω	50%	Reasoned estimate. Varied between 30% and 70% in sensitivity analyses.
The per unit change in average disposable income as the proportion of the population underutilised changes	θ	-	Graphical converter: Points (underutilisation, disposable income): (0.000, 1.359), (0.500, 1.152), (1.000, 1.000), (1.500, 0.876), (2.000, 0.796), (2.500, 0.748), (3.000, 0.705), (3.500, 0.676), (4.000, 0.648), (4.500, 0.631), (5.000, 0.612). Value of 1 is reference point (i.e. current values of underutilisation and average disposable income). Highlighted example says that if underutilisation was double the current rate, then average disposable income (wages) would be 79.6% the current level (or 20.4% less than the current level). Approximates Phillips Curve provided by the Reserve Bank of Australia (Figure 3 in https://www.rba.gov.au/publications/rdp/2021/pdf/rdp2021-09.pdf)
The per unit change in the underutilisation onset rate as a result of changes to the K-L ratio due to generative AI	η	-	Graphical converter: Points (K-L ratio, labour underutilisation onset rate): (0.000, 0.000), (0.500, 0.291), (1.000, 1.000), (1.500, 1.990), (2.000, 3.083), (2.500, 4.029), (3.000, 4.636), (3.500, 4.976), (4.000, 5.000), (4.500, 5.000), (5.000, 5.000).
The per unit change in the MFP rate as a result of changes to the K-L ratio due to generative AI	γ	-	Graphical converter: Points (K-L ratio, MFP): (0.000, 0.000), (0.500, 0.415), (1.000, 1.000), (1.500, 1.524), (2.000, 2.214), (2.500, 3.135), (3.000, 4.093), (3.500, 4.667), (4.000, 4.929), (4.500, 5.000), (5.000, 5.000)
The per unit change in prices as MFP increases	ρ	-	Graphical converter (MFP, prices): Points (MFP, Prices): (0.000, 1.3890), (0.500, 1.1500), (1.000, 1.0000), (1.500, 0.9223), (2.000, 0.8870), (2.500, 0.8560), (3.000, 0.8332), (3.500, 0.8083), (4.000, 0.8000), (4.500, 0.8000), (5.000, 0.8000)