

Hawking radiation of Nonrelativistic Scalars: Applications to Pion and Axion Production


Hao-Ran Cui,^a Yuhsin Tsai,^b Tao Xu^c

^aSchool of Physics and Astronomy, University of Minnesota, Twin Cities, MN 55455, USA

^bDepartment of Physics and Astronomy, University of Notre Dame, IN 46556, USA

^cHomer L. Dodge Department of Physics and Astronomy, University of Oklahoma, Norman, OK 73019, USA

E-mail: cui00159@umn.edu, ytsai3@nd.edu, tao.xu@ou.edu

Abstract. In studying secondary gamma-ray emissions from Primordial Black Holes (PBHs), the production of scalar particles like pions and axion-like particles (ALPs) via Hawking radiation is crucial. While previous analyses assumed relativistic production, asteroid-mass PBHs, relevant to upcoming experiments like AMEGO-X, likely produce pions and ALPs non-relativistically when their masses exceed 10 MeV. To account for mass dependence in Hawking radiation, we revisit the greybody factors for massive scalars from Schwarzschild black holes, revealing significant mass corrections to particle production rates compared to the projected AMEGO-X sensitivity. We highlight the importance of considering non-relativistic π^0 production in interpreting PBH gamma-ray signals, essential for determining PBH properties. Additionally, we comment on the potential suppression of pion production due to form factor effects when producing extended objects via Hawking radiation. We also provide an example code for calculating the Hawking radiation spectrum of massive scalar particles .

Contents

1	Introduction	1
2	Hawking Radiation Rate of Massive Scalar Particles	3
2.1	Greybody Factor	3
2.2	Comparison to Previous Estimates	8
2.3	Possible Suppression for Composite Particles	9
3	Gamma-ray Spectrum from Hawking Radiation	10
4	Application to Indirect Detection Searches	12
5	Discussion and Conclusion	16
A	Transition and Reflection Amplitudes	16
B	Hawking Radiation and Penrose Diagram	17

1 Introduction

The concept of Primordial Black Holes (PBHs), which originate differently from standard stellar collapse, has inspired discussion in various aspects of physics beyond the Standard Model (SM). PBHs are considered viable candidates to either fully or partially account for dark matter (DM) [1–4]. An intriguing feature of this DM candidate is that, depending on the mass of the black hole, its Hawking radiation could produce SM particles like photons, detectable through astrophysical observations.

For PBHs with asteroid-scale masses around $M \sim 10^{15-16}$ g, they can emit Hawking radiation with temperatures $T_H \approx (10^{16}\text{g}/M)$ MeV $\sim \mathcal{O}(1 - 10)$ MeV. Their relatively short lifetimes $\tau \approx 10^5 (M/10^{16}\text{g})^3$ Gyrs allow for the production of observable gamma-ray signals. These signals originate from both photons directly emitted by the PBH and secondary photons produced through the electromagnetic interaction of Hawking radiation particles, such as neutral pions that decay into a pair of photons. These gamma-ray signals can unveil the properties of PBHs, presenting exciting opportunities for observation in next-generation detectors such as AMEGO-X [5], e-ASTROGAM [6], APT [7], COSI [8], GECCO [9], and MAST [10]. These upcoming experiments will span the gamma-ray signal energy range from 0.1 to 100 MeV, significantly enhancing signal flux sensitivity compared to the COMPTEL and Fermi-LAT experiments [11, 12]. By integrating gamma-ray observations with data from future gravitational wave experiments, there is potential to measure the mass spectrum of PBH and identify the primordial curvature perturbation responsible for the PBH production [13, 14].

In addition to emitting SM particles, PBH can serve as a source for generating beyond the SM particles, even if the new particles interact with the SM sector very weakly or solely through gravity. For example, PBH can produce DM particles from their Hawking radiation [15–26] and facilitate a portal for baryogenesis [27–36]. PBHs can also produce

axion-like particles (ALP) that subsequently decay into SM photons, adding extra contribution to gamma-ray signals [37, 38].¹ The presence of a large dark sector particle population can also modify PBH’s evaporation rate, providing ways to probe the existence of new particles [41–44]. Additionally, PBHs may be produced at the LHC [45–47], emitting SM Higgs particles and generating distinctive signals [48, 49]. The evaporation of PBHs can also probe the lepton sector; for more details, see [50, 51] and references therein.

In the majority of the referenced literature, Hawking radiation is typically estimated by assuming that the emitted particles have rest masses comparable to or smaller than the Hawking temperature (e.g., [52, 53]). Consequently, the Hawking radiation particles are moving at relativistic speeds after being produced. When the particle mass is non-negligible relative to the Hawking temperature, two main effects need to be included for a more accurate estimation of the emission rate. Firstly, massive particles are produced on-shell from the PBHs, meaning their energy must be greater than their rest mass for an observer located at infinity. Secondly, the absorption rate of massive particles differs from that of massless particles. The effect of absorption near the horizon is embedded in the so-called greybody factor. These effects become particularly significant in the context of massive particles with masses exceeding the Hawking temperature, where production is most efficient in the non-relativistic scenario due to the nature of black hole thermodynamics. In some studies, non-relativistic corrections to the production of massive particles are speculated, with the effect of the particle mass considered in the kinematic condition of the energy spectrum, but without taking into account the exact greybody factors of massive particles [54, 55].

While this relativistic approximation in the greybody factor may suffice for order-of-magnitude estimations when particles are predominantly produced relativistically, precise energy spectrum determination—such as for gamma-rays from SM pions or ALPs with masses comparable to the Hawking temperature—requires careful consideration of non-relativistic corrections to the emission rate of massive particles. The Hawking radiation of massive fermions has been discussed in literatures [56–58] with the application to the production of fermionic DM [21]. Compared to this, although the study of massive scalar radiation exists [56, 59–62], the result is not yet connected to the calculation of gamma-ray signals. In sight of future prospects for precise Hawking radiation measurements with upcoming MeV gamma-ray telescopes, the accurate calculation of PBH Hawking radiation spectra, incorporating all non-relativistic effects, becomes increasingly important.

In this paper, we revisit the computation of Hawking radiation of massive and charge-neutral scalar particles, showing the significance of non-relativistic corrections in pion or ALP production when comparing resulting gamma-ray spectra to experimental sensitivities. Alongside presenting results for benchmark model examples in the paper, we offer a code for calculating the Hawking radiation of massive scalar particles. Our study examines the emission of neutral scalar particles from non-rotating, chargeless black holes. However, the calculation can be extended to black holes with charge and spin by employing a more general equation for the scalar particle’s wave function.

The outline of the paper is as follows. In Sec. 2, we review the derivation of Hawking radiation for massive scalar particles and contrast our findings with existing literature, which relies on assumptions of massless particles or simplifications in energy dependence to a non-relativistic form. In Sec. 3, we calculate the gamma-ray spectrum from PBH’s Hawking radiation, including contributions from the non-relativistic pion or ALP production and decay.

¹In this study, we focus on the ALP production from the Hawking radiation of PBHs. See [39, 40] for the production of ALPs from the superradiance process.

In Sec. 4, we compare the gamma-ray spectrum with and without proper calculation of non-relativistic pion or ALP production and show that the future AMEGO-X measurement can be sensitive to the improper treatment of the scalar production. We conclude in Sec. 5.

2 Hawking Radiation Rate of Massive Scalar Particles

In this section, we discuss the calculation of the Hawking radiation rate of massive scalar particles from a Schwarzschild PBH. We use natural unit and set $\hbar = c = k_B = 1$ in this work.

Black holes possess thermal properties and can emit Hawking radiation [63] with energy spectrum similar to the blackbody radiation [64]

$$\frac{dN_{\omega l n s q}}{dt d\omega} = \frac{\langle N_{\omega l n s q} \rangle}{2\pi} = \frac{1}{2\pi} \frac{\Gamma_{\omega l n s q}}{e^{\omega/T_H} + (-1)^{2s+1}}, \quad (2.1)$$

where $\langle N_{\omega l n s q} \rangle$ is the expected number of the particles with energy ω , angular momentum l , azimuthal quantum number n , spin s , and electric charge q observed at infinity, and $T_H = (8\pi GM)^{-1}$ is the black hole temperature with black hole mass M . The greybody factor $\Gamma_{\omega l n s q}$ is the correction to a black body radiation spectrum in flat spacetime and is dependent on the properties of emitted particles and the black hole.

The curved spacetime outside the black hole's event horizon effectively acts as a potential barrier. Consequently, only a fraction of particles radiated by the black hole can penetrate the barrier and reach a distant particle detector, with the transition rate being the greybody factor $\Gamma_{\omega l n s q}$. The remaining fraction $1 - \Gamma_{\omega l n s q}$ of the particles is scattered back to the black hole. For a more detailed description of the scattering process based on the Penrose diagram, see Appendix B.

In this study, we model PBHs as Schwarzschild black holes. This assumption is based on the expectation of rapid PBH spin loss due to the superradiance process and rapid PBH charge loss due to Hawking radiation. The superradiance instability is triggered when the wavelength of the scalar particle is comparable to the horizon size of the PBH [65–67]. This superradiance condition is naturally satisfied in the scenario where non-relativistic Hawking radiation can be important, $m \sim \mathcal{O}(1/GM)$, thus efficiently eliminating the PBH spin in the benchmarks of this study. Regarding the PBH charge loss rate, it is found that charged non-rotating black holes in the mass range we consider can Hawking radiate away their charges quickly [68]. Therefore, we focus on the Hawking radiation from Schwarzschild PBHs. Additionally, we assume that PBHs maintain constant masses in the analysis since the lifetime of the PBHs is much longer than the observation time of the indirect detection experiments.

2.1 Greybody Factor

The correction from the particle mass to the radiation is encoded in the greybody factor, therefore in this subsection, we review the calculation of $\Gamma_{\omega l n s q}$ for charge-neutral massive scalar particles ($q = s = 0$), following the discussion in [69], and shall omit the subscripts s and q in $\Gamma_{\omega l n s q}$ for simplicity.

Firstly, we define the greybody factor by the Hawking radiation process with reversed time [63], where the particles propagate backward from infinity to the black hole. Assuming N particles at infinity initially ($r \rightarrow \infty, t \rightarrow +\infty$), then $N \times \Gamma_{\omega l n}$ particles will penetrate

the potential barrier and $N \times (1 - \Gamma_{\omega l n})$ particles will be scattered back to infinity ($r \rightarrow \infty$, $t \rightarrow -\infty$), so the greybody factor is

$$\Gamma_{\omega l n} = 1 - \frac{N \times (1 - \Gamma_{\omega l n})}{N} = 1 - \frac{\text{number of particles at } r \rightarrow \infty, t \rightarrow -\infty}{\text{number of particles at } r \rightarrow \infty, t \rightarrow +\infty}, \quad (2.2)$$

which only requires the information of the particles at $r \rightarrow \infty$.² Secondly, we study the behavior of particles from Hawking radiation by treating them as classical fields [70, 71]. The number of particles is proportional to the square of the amplitude of the incoming ($r \rightarrow \infty, t \rightarrow +\infty$) and outgoing ($r \rightarrow \infty, t \rightarrow -\infty$) scalar field.

The equation of motion in curved spacetime of charge-neutral massive scalar field Ψ such as neutral pion π^0 and ALP is

$$\nabla_\nu \nabla^\nu \Psi = m^2 \Psi, \quad (2.3)$$

where ∇_ν is the covariant derivative and m is the field mass. The following Schwarzschild line element is used,

$$ds^2 = f(r) dt^2 - \frac{1}{f(r)} dr^2 - r^2 d\theta^2 - r^2 \sin^2 \theta d\phi^2, \quad (2.4)$$

where $f(r) = 1 - r_s/r$ and $r_s = 2GM$ is the horizon radius with M being the black hole mass.

By separating the variables in spherical coordinates, the mode with energy ω propagating backward in time can be expanded as [72]

$$\Psi(r, \theta, \phi, \omega, M) = \sum_{n, l} e^{+i\omega t} \frac{R(l, r, \omega, M)}{r} K_{ln} Y_{ln}(\theta, \phi), \quad (2.5)$$

where $R(l, r, \omega, M)$ is the radial function, $Y_{ln}(\theta, \phi)$ is the spherical harmonics with orbital quantum number l and azimuthal quantum number $n \in [-l, l]$, and K_{ln} is the combination coefficient.³ The radial function $R(l, r, \omega, M)$ satisfies

$$\left[-\frac{d^2}{dr^{*2}} + V_{\text{eff}}(l, r) - \omega^2 \right] R(l, r, \omega, M) = 0, \quad (2.6)$$

where r^* is the tortoise coordinate defined by $\frac{d}{dr^*} = f(r) \frac{d}{dr}$, and the effective potential is⁴

$$V_{\text{eff}}(l, r) = f(r) \left[m^2 + \frac{l(l+1)}{r^2} + \frac{2GM}{r^3} \right], \quad (2.7)$$

which is plotted in Fig. 1 with different masses and angular momentum l . Note that when $M = 0$, V_{eff} is the regular potential of a scalar field, and $f(r)$ in the front and the last term are the corrections from curved spacetime.

²The time-reversed process introduced here corresponds to a different boundary condition from the standard Hawking radiation, which is more difficult for computational simulation.

³Note that the frequency ω is defined by $\omega \Psi = -i(\partial/\partial t)\Psi$, where $\partial/\partial t$ is the time-like killing vector. This frequency can be identified with the energy E only at infinity where $f(r) \rightarrow 1$ and the coordinate time t approaches the proper time τ of observers. However, ω is still the most convenient parameter to label different modes of the field since it is always constant due to the property of Killing vectors.

⁴Notice that in the Eddington-Finkelstein coordinate, the effective mass $\sqrt{f(r)}m \rightarrow 0$ when $r \rightarrow r_s$ so that the particle's world-line can exist in the narrow light cone near the horizon.

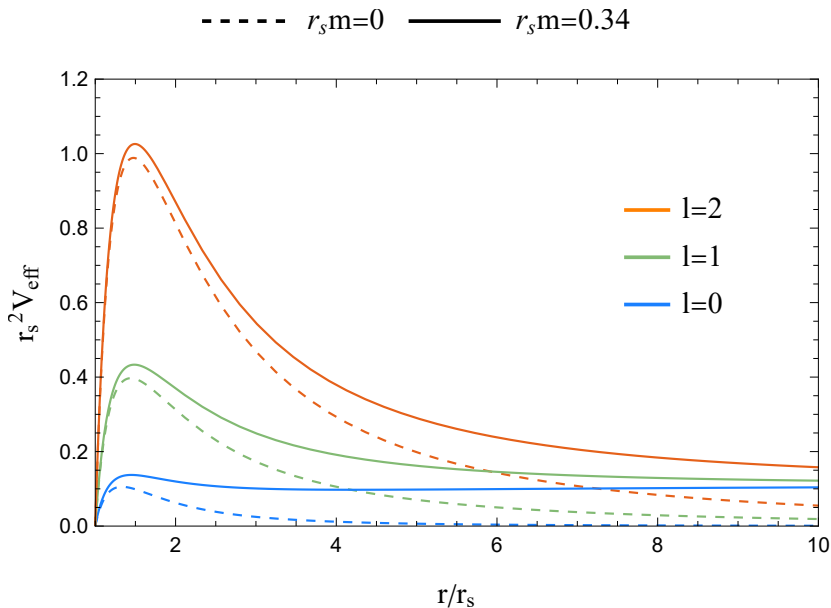


Figure 1. The effective potential V_{eff} normalized by r_s^2 for different particle masses and angular momenta in Schwarzschild spacetime. As $r_s \rightarrow \infty$, the potential approaches $r_s^2 m^2$. The solid lines of $r_s m = 0.34$ may represent the potential for π^0 with $m = 135$ MeV around the Schwarzschild black hole of $10^{14.5}$ g. Note that the larger the angular momentum, the higher the peak of the potential, and hence the lower the transition rate (with the same energy). Therefore, s-wave dominates the radiation in the non-relativistic limit.

We numerically solve Eq. (2.6) and match the result from the viewpoint of quantum mechanical scattering theory, where the real scattering solution $R(l, r, \omega, M)$ should be only incoming wave at the near-horizon region ($r \rightarrow r_s$) and a mixture of incoming and outgoing waves at the asymptotic region ($r \rightarrow \infty$) as following

$$R(l, r, \omega, M) = \begin{cases} \sqrt{v} T_{\omega l} e^{-i\omega r^*} & (r \rightarrow r_s), \\ e^{-i\omega v r^*} + R_{\omega l} e^{i\omega v r^*} & (r \rightarrow \infty). \end{cases} \quad (2.8)$$

Here $v = \sqrt{1 - m^2/\omega^2}$ is the velocity of the scalar particle. We normalize the amplitude of the incoming mode $\exp(-i\omega v r^*)$ to unity for the particle propagating back from infinity. Another incoming mode $\exp(-i\omega r^*)$ describes the particle that penetrates the gravitational barrier and enters the black hole with the transition amplitude $T_{\omega l}$. The outgoing mode $\exp(i\omega v r^*)$ corresponds to the particle scattered back to infinity with the reflection amplitude $R_{\omega l}$. The transition and reflection amplitudes are independent of n in the spherically symmetric spacetime. In the numerical simulation, $T_{\omega l}$ and $R_{\omega l}$ are calculated by comparing the amplitudes in front of each mode after integrating the radial equation from $r_s = 2GM$ to a large distance [73–75] (practically more than $1000 \times r_s$). More discussion on $T_{\omega l}$ and $R_{\omega l}$ can be found in Appendix A.

In Fig. 2, we show $|T_{\omega l}|^2$ with different l and ω for different choices of particle masses. If we treat ω^2 as an effective energy, then Eq. (2.6) is a time-independent Klein-Gordon equation. When $\omega^2 < V_{\text{eff}}$, the transition rate comes from a quantum tunneling process, and therefore $|T_{\omega l}|^2 \rightarrow 0$ when $\omega \rightarrow 0$. In other words, the particle’s wavelength goes to infinity when $\omega \rightarrow 0$, thus the black hole appears as a mere point to the particle, suppressing the

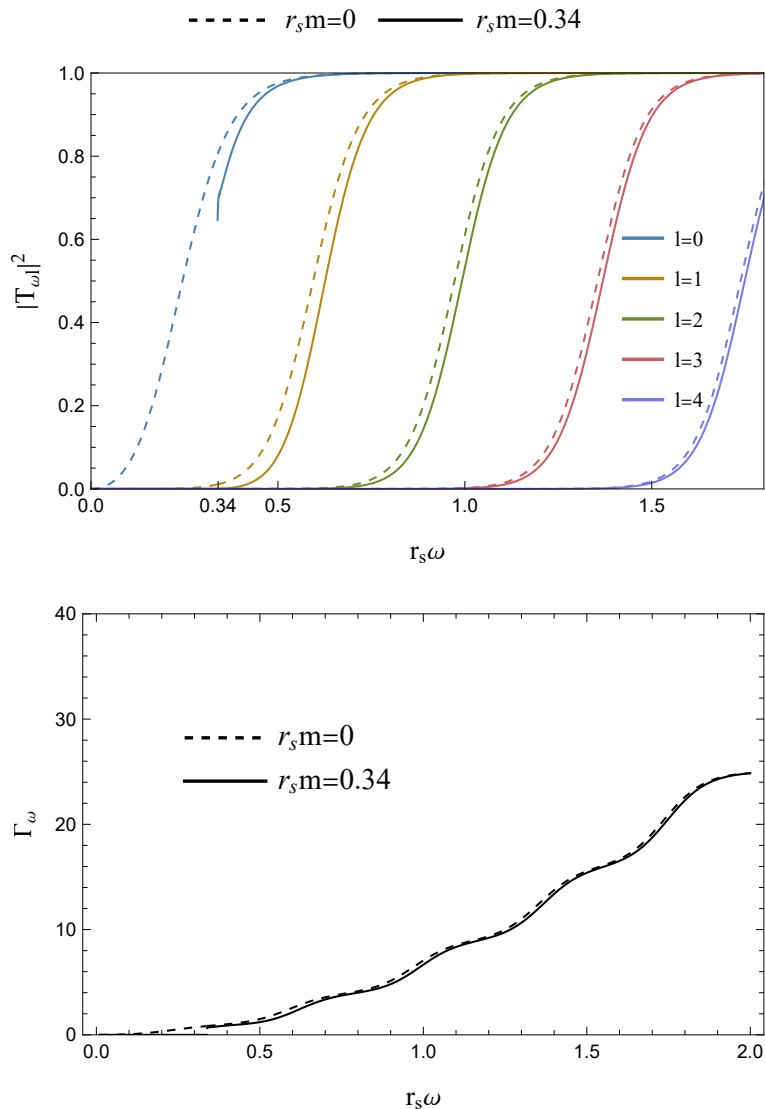


Figure 2. *Upper panel:* The transition rate $|T_{\omega l}|^2$ of massless and massive scalar particles with different angular momenta. *Lower panel:* The greybody factor $\Gamma_\omega = \sum_l (2l+1) |T_{\omega l}|^2$ of massless and massive scalars. Note that there is a hard cutoff at $\omega = m$ ($r_s \omega = r_s m = 0.34$) for the massive particle. As ω increases, the modes of higher l are excited, hence the bumps in the lower panel. Note that $r_s \omega = \omega/4\pi T_H$ for Schwarzschild black holes.

possibility of transition into the black hole. When ω^2 exceeds the maximum value of V_{eff} , the wave function describes a regular scattering process where $|T_{\omega l}|^2 \rightarrow 1$ as ω increases. We see both behaviors in the plot for each l -mode. Based on the definition of the greybody factor Eq. (2.2), we have

$$\Gamma_{\omega l n} = |T_{\omega l}|^2, \quad n \in [-l, l].$$

Given that the spacetime is spherically symmetric, we sum over the contributions from the

modes with different angular momenta to study the energy dependence of the greybody factor,

$$\Gamma_\omega = \sum_l \sum_{n=-l}^l \Gamma_{\omega ln} = \sum_l (2l+1) |T_{\omega l}|^2, \quad (2.9)$$

Note that as the transition rate of a certain mode, $\Gamma_{\omega ln} < 1$, but Γ_ω can be larger than 1.

When considering the Hawking radiation process with reversed time, the absorption cross section of the radiation for massive particles is [69, 76]

$$\sigma_{\text{massive}} = \frac{\pi}{(\omega v)^2} \sum_l (2l+1) |T_{\omega l}|^2 = \frac{\pi}{(\omega v)^2} \Gamma_\omega. \quad (2.10)$$

After summing over all contributions of angular momenta, the energy spectrum of produced scalar particles relates to the cross section as [77]

$$\frac{dN}{dt d\omega} = \frac{1}{2\pi} \frac{27G^2 M^2 \omega^2 v^2}{e^{\omega/T_H} - 1} \left(\frac{\sigma_{\text{massive}}}{27\pi G^2 M^2} \right) = \frac{1}{2\pi} \frac{\Gamma_\omega}{e^{\omega/T_H} - 1}, \quad (2.11)$$

where $27\pi G^2 M^2$ is the cross section in the geometric optics limit [78] (with radius $\frac{\sqrt{27}}{2} r_s$ of black hole shadow).⁵ We denote results calculated with Eq. (2.11) for the non-relativistic particle production as “NR calculation” in the rest of the paper. We provide a package for the calculation of the cross section and the scalar Hawking radiation rate [🔗](#). In Fig. 3 and 4, we show examples of the cross section and particle production rate between massless and massive scalars with two black hole masses.

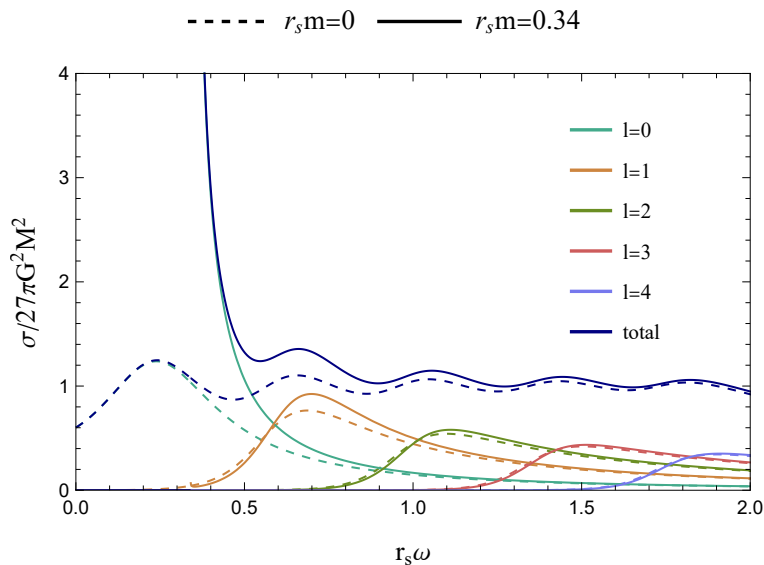


Figure 3. The normalized cross section $\sigma/27\pi G^2 M^2$ of massless (dashed lines) and massive scalars (solid lines). In the low-energy limit, the cross section of the massive scalar blows up, and the massless approaches the black hole area $16\pi G^2 M^2$. In the high-energy limit, the massive and the massless cross sections both approach the geometrical optics limit $27\pi G^2 M^2$.

⁵Some works also call $\left(\frac{\sigma}{27\pi G^2 M^2}\right)$ the greybody factor [79].

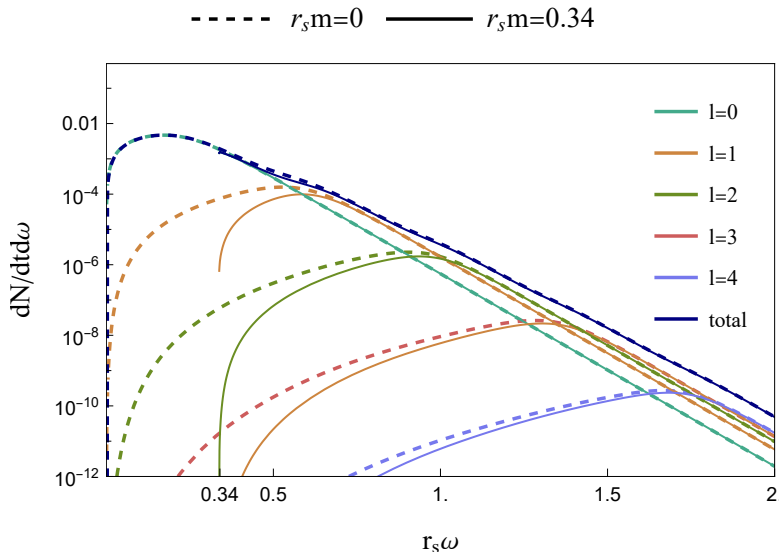


Figure 4. The particle production rate (log-plot) measured at infinity for massless and massive scalars. The production rates of different modes of different l are compared. The dark blue line shows the total production rate when summing over all contributions of angular momentum, and there is a cut-off at $\omega = m$ ($r_s \omega = r_s m = 0.34$) for the massive particle. The production rate of massless particles peaks at $r_s \omega \approx 0.2$, which in the simple case of Schwarzschild black holes means $\omega/T_H = 4\pi \times 0.2 \approx 2.5$.

2.2 Comparison to Previous Estimates

As shown in Figs. 3 and 4, the greybody factor and particle production rate differ significantly between massless (dashed) and massive (solid) scalars in the non-relativistic regime $\omega \rightarrow m$ and $v < 1$. Although $|T_{\omega l}|^2$ remains finite as $\omega \rightarrow m$, σ becomes infinity due to the denominator $(\omega v)^2 = \omega^2 - m^2 \rightarrow 0$ in Eq. (2.10). The idea is that when a particle is massive and highly non-relativistic, the black hole can always trap the particle. The signal production rate also decreases quickly when the energy is lowered to the scalar mass threshold.

Hawking radiation has been studied for producing massive scalars such as pions, Higgs, and ALPs [37, 38]. However, previous analyses often ignore particle mass or make rough estimates of non-relativistic corrections. To our knowledge, none use the correct method for massive scalars. Thus, it is crucial to compare our more precise particle production rates to these earlier estimates to determine if the differences are significant compared to experimental sensitivity.

When ignoring the particle mass, the production rate is written as

$$\left(\frac{dN}{dt d\omega} \right)_{\text{Massless}} = \frac{1}{2\pi} \frac{27G^2 M^2 \omega^2}{e^{\omega/T_H} - 1} \left(\frac{\sigma_{\text{massless}}}{27\pi G^2 M^2} \right) = \frac{1}{2\pi} \frac{\Gamma_{\text{massless}}}{e^{\omega/T_H} - 1}. \quad (2.12)$$

Here Γ_{massless} denotes the greybody factor for massless scalars, and σ_{massless} is calculated following the same procedure but with particle mass $m = 0$. We take the numerical values of Γ_{massless} implemented in the package BlackHawk [54, 55]. Instead of properly including the scalar mass, some literature includes the non-relativistic correction by keeping the velocity v^2

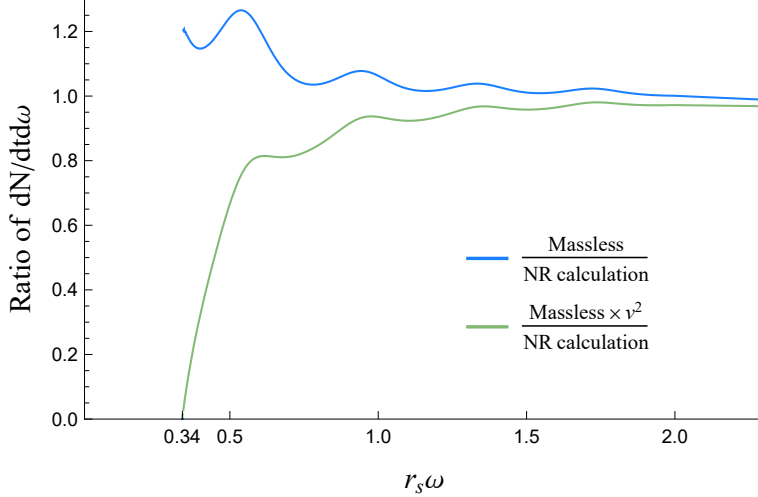


Figure 5. The ratio of the production rates of π^0 calculated by different methods with $M = 10^{14.5}g$ and $r_s m = 0.34$. The blue curve is the ratio $\left(\frac{dN}{dt d\omega}\right)_{\text{massless}} / \left(\frac{dN}{dt d\omega}\right)_{\text{NR calculation}} = \sigma_{\text{massless}} / v^2 \sigma_{\text{massive}}$, namely the deviation of approximating the massive greybody factor by the massless. The green curve shows $\left(\frac{dN}{dt d\omega}\right)_{\text{Massless} \times v^2} / \left(\frac{dN}{dt d\omega}\right)_{\text{NR calculation}} = \sigma_{\text{massless}} / \sigma_{\text{massive}}$, which indicates the validity of the approximation Eq. (2.13). In the high-energy limit, all curves converge to 1 as indicated in Fig. 3 that $\sigma_{\text{massless}} \rightarrow \sigma_{\text{massive}}$ in the high-energy limit and meanwhile $v^2 = 1 - m^2/\omega^2 \rightarrow 1$. However, they differ at the non-relativistic limit, where the massless calculation gives roughly an extra 20% of the photon numbers under the current parameters. The additional v^2 factor in the Massless $\times v^2$ method suppresses the production rate in the non-relativistic limit.

term while using the massless cross section [21, 80, 81]

$$\left(\frac{dN}{dt d\omega}\right)_{\text{Massless} \times v^2} = \frac{1}{2\pi} \frac{27G^2 M^2 \omega^2 v^2}{e^{\omega/T_H} - 1} \left(\frac{\sigma_{\text{massless}}}{27\pi G^2 M^2}\right) = \frac{1}{2\pi} \frac{v^2 \Gamma_{\text{massless}}}{e^{\omega/T_H} - 1}. \quad (2.13)$$

Eqs. (2.11), (2.12), and (2.13) agree with each other in the relativistic limit $v \rightarrow 1$ but differ for the non-relativistic production ($\omega \approx m$), as is shown in Fig. 5. Throughout this study, results obtained using Eq. (2.12) are referred to as "Massless", and results obtained using Eq. (2.13) are referred to as "Massless $\times v^2$ ".

2.3 Possible Suppression for Composite Particles

The Hawking radiation of composite particles is studied in [82], and the production rate is found to be suppressed when the tidal force effect on spatially extended objects is included. This could result in an effective reduction of the greybody factor for composite particles, such as pions being QCD bound states, in the low momentum regime. To estimate the suppression in the production rate of composite particles, one must compare the particle's physical radius to the PBH horizon radius. Generally, the production rate is exponentially suppressed when the particle radius is much larger than the Schwarzschild radius. Conversely, Hawking radiation rate is also suppressed by the particle mass when its radius is much smaller than the Schwarzschild radius. Thus, accurately determining the pion radius is crucial for incorporating this suppression.

The definition of the pion radius varies based on how its properties are probed. For instance, gravitational form factor studies suggest a pion light cone mass radius of around

0.3 fm [83–85]. Charge radius measurements indicate a radius of approximately $\sqrt{\langle r_\pi^2 \rangle} \simeq 0.8$ fm [86], while the Compton wavelength of the neutral pion is about 9 fm. Given the limited understanding of the hadronization process near the PBH horizon, the correct radius for Hawking radiation calculations remains unclear. If we apply the suppression factor $\sim \exp(-\frac{s}{3.3})$ as discussed in [82], where $s \simeq \frac{r_\pi^3}{(GM)^3}$, the suppression ranges from $\mathcal{O}(0.1)$ (for 0.3 fm) to $10^{-\mathcal{O}(7000)}$ (for 9 fm) for a $10^{14.5}$ g black hole.

Given the large uncertainty in form factor calculations, we focus on clarifying the non-relativistic effects in this study by treating pions as fundamental particles, similar to ALPs, in their production via Hawking radiation.

3 Gamma-ray Spectrum from Hawking Radiation

One important channel to examine the precise calculation of Hawking radiation spectrum is the gamma-ray searches for PBHs. The precise calculation of Γ_{massive} is important for PBHs within the asteroid mass range that have Hawking temperature $T_H \simeq 0.1\text{--}10$ MeV. These PBHs are stable enough to produce gamma-ray signals in the present universe. The PBH-produced SM pions and ALPs of mass from 10 to 100 MeV contain non-negligible fraction of non-relativistic contributions. The proper inclusion of the non-relativistic correction is therefore important for predicting the correct photon spectrum in their subsequent decay into photons.

The visible particles emitted in the Hawking radiation process can be used to discover the existence of PBHs and further test the Hawking radiation mechanism. There are several studies on using indirect detection experiments to detect gamma-ray signals from PBH evaporation in the local galaxy [87–91] as well as dwarf galaxies [90] and the intergalactic medium [91]. Gamma-ray observations pointing at the Galactic Center (GC) has several advantages. First, the higher DM abundance at the GC leads to a stronger gamma-ray flux. Second, the GC gamma-rays are observed with negligible redshift and propagation effects, allowing a better reconstruction of the original spectrum shape for the study of the Hawking radiation rate. Therefore, we focus on the GC indirect detection signal in this work.

To calculate the flux of the galactic gamma-ray signal, we start with the photon production rate from a single Schwarzschild PBH following [13]. The total photon flux contains contributions from primary photons directly emitted by the PBH, and secondary photons produced by the electromagnetic interaction of Hawking radiation products. We assume the secondary photons are generated soon after the Hawking radiation such that we the direction of the secondary photon is approximated with the direction of the PBH. The primary photon emission rate is given in Eq. (2.1),

$$\frac{dN_{\gamma,\text{primary}}}{dE_\gamma dt} = \frac{1}{2\pi} \frac{\Gamma_\gamma}{e^{E_\gamma/T_H} - 1}. \quad (3.1)$$

Here Γ_γ is the greybody factor for vector particles. We take the photon emission greybody factor from BlackHawk [54, 55].

The secondary photon flux is from two sources, the particle decay and the final state radiation (FSR). The former is from diphoton decay of neutral particles produced by Hawking radiation. The latter contribution is from the radiation of charged particles from the PBH. The photon energy spectrum in the diphoton decay process of the mother particle mass m_i

and energy ω_i is

$$\frac{dN_{i,\text{decay}}}{dE_\gamma} = \frac{\Theta(E_\gamma - E_i^-)\Theta(E_i^+ - E_\gamma)}{E_i^+ - E_i^-}, \quad (3.2)$$

$$E_i^\pm = \frac{1}{2} \left(\omega_i \pm \sqrt{\omega_i^2 - m_i^2} \right). \quad (3.3)$$

Note we use ω_i specifically for the energy of scalar particles produced by Hawking radiation to match notations used in Sec. 2. The decay spectrum is used to calculate photons from neutral pions in the SM scenario and ALPs for new physics searches. The decay spectrum is incorporated with the detailed calculation of scalar particle emission spectra from PBHs in Sec. 2, giving the final photon spectrum in the decay component,

$$\frac{dN_{\gamma,\text{decay}}}{dE_\gamma dt} = \int d\omega_i 2 \frac{dN_i}{d\omega_i dt} \frac{dN_{i,\text{decay}}}{dE_\gamma}. \quad (3.4)$$

Another source of secondary photon is FSR where photon spectrum is calculated from a charged particle of mass m_i and energy E_i [92, 93],

$$\frac{dN_{i,\text{FSR}}}{dE_\gamma} = \frac{\alpha}{\pi Q_i} P_{i \rightarrow i\gamma}(x) \left[\log \left(\frac{1-x}{m_i^2} \right) - 1 \right], \quad (3.5)$$

$$P_{i \rightarrow i\gamma}(x) = \begin{cases} \frac{2(1-x)}{x}, & i = \pi^\pm \\ \frac{1+(1-x)^2}{x}, & i = \mu^\pm, e^\pm \end{cases}. \quad (3.6)$$

here $x \equiv 2E_\gamma/Q_i$, $\mu_i \equiv m_i/Q_i$ and we choose the FSR energy scale $Q_i = 2E_i$ to be twice of the energy of charged particles. This gives the FSR contribution to the total gamma-ray flux,

$$\frac{dN_{\gamma,\text{FSR}}}{dE_\gamma dt} = \int dE_i \frac{dN_i}{dE_i dt} \frac{dN_{i,\text{FSR}}}{dE_\gamma}. \quad (3.7)$$

With Eqs. (3.1), (3.4), and (3.7), we obtain the total photon spectrum from a single PBH,

$$\frac{dN_{\gamma,\text{tot}}}{dE_\gamma dt} = \frac{dN_{\gamma,\text{primary}}}{dE_\gamma dt} + \sum_{i=\pi^0,(a)} \frac{dN_{\gamma,\text{decay}}}{dE_\gamma dt} + \sum_{i=e^\pm, \mu^\pm, \pi^\pm} \frac{dN_{\gamma,\text{FSR}}}{dE_\gamma dt}. \quad (3.8)$$

We will use Eq. (3.8) in the signal analysis for distinguishing the non-relativistic effect of scalar particle emission. In particular, we take two example scalar particles, the neutral pion π^0 and the ALP a , to show the implication of this study for future gamma-ray searches. In the neutral pion case, we only include the pion emission in the second term in Eq. (3.8). The neutral pion production rates are calculated with methods discussed in Sec. 2 and show the implications for indirect detection searches in the next section. In the ALP case, we include both the neutral pion emission and the ALP emission in the decay contribution of secondary photons. We keep using the Massless method to calculate the neutral pion emission rate, while varying different methods to obtain the ALP production rate. We checked the pion production is sub-dominant with our benchmark PBH and ALP masses, and the gamma-ray spectrum feature is mostly determined by the ALP decay. We also use the Massless method for the Hawking radiation rate of charged pions π^\pm to calculate their FSR photon flux, in both the pion case and the ALP case. The FSR from charged pions is subdominant due to the pion mass. The final results are shown in the following section.

4 Application to Indirect Detection Searches

We apply the gamma-ray spectrum calculation to the searches for asteroid-mass PBHs in indirect detection experiments. The PBHs make up a fraction f_{PBH} of the DM relic abundance with a monochromatic mass value M , and we assume their spatial distribution tracks the Milky Way DM density profile. The photon flux from each PBH is isotropic. The gamma-ray flux at the earth location is the sum of photon flux from all PBHs and can then be averaged over the 4π sphere,

$$\frac{d\Phi_\gamma}{dE_\gamma} = J_D \frac{\Delta\Omega}{4\pi} \frac{f_{\text{PBH}}}{M} \frac{dN_{\gamma,\text{tot}}}{dE_\gamma dt}. \quad (4.1)$$

Here J_D is the same J-factor of decaying DM calculated by integrating the DM density along the line-of-sight (LOS), dl , within the observation solid angle $\Delta\Omega$.

$$J_D = \frac{1}{\Delta\Omega} \int_{\Delta\Omega} d\Omega \int_{\text{LOS}} dl \rho_{\text{DM}}. \quad (4.2)$$

We take an NFW profile [94] for the ρ_{DM} with halo parameters $r_s = 11$ kpc, $\rho_s = 0.838$ GeV/cm³, $r_{200} = 193$ kpc, and $r_\odot = 8.122$ kpc [95] for the galactic DM distribution ρ_{DM} . We use $J_D = 1.597 \times 10^{26}$ MeVcm⁻²sr⁻¹ for our assumption of an observation region of $|R| < 5^\circ$ from the Galactic Center, corresponding to $\Delta\Omega = 2.39 \times 10^{-2}$ sr. The benchmark values of f_{PBH} , defined as the fraction of DM energy density in the form of PBH, are chosen to be below the existing constraints adapted from [12, 96] and at the same time enable the signal to be detected by future MeV scale indirect detection experiments. We use AMEGO-X [5, 97] as an example to show the non-relativistic effect in future observations.

In Fig. 6, we show the instantaneous gamma-ray spectrum in the neutral pion decay (upper panel) and the ALP decay (lower panel), calculated with different methods discussed in Sec. 2. In the pion decay case, the PBH mass is chosen as $M = 10^{14.5}$ g, corresponding to PBH Hawking temperature $T_H \simeq 33.4$ MeV. We also choose PBH abundance to be $f_{\text{PBH}} = 10^{-9.6}$. In the ALP case, we choose $M = 10^{15}$ g with a Hawking temperature of $T_H \simeq 10.6$ MeV, $f_{\text{PBH}} = 10^{-8}$, and $m_a = 30$ MeV with an ALP-photon coupling assumed large enough for instantaneous diphoton decay.⁶ The rescaled gamma-ray constraints from COMPTEL obtained from [96] and Fermi observations from [12] for the assumed observation ROI are shown with solid black curves. We also show the future sensitivity of AMEGO-X assuming a 3-year all-sky survey [97].

We compare our massive scalar emission rate calculation from Eq. (2.11) (orange, NR calculation) with previous methods represented with color curves from Eq. (2.12) (blue, Massless), and from Eq. (2.13) (green, Massless $\times v^2$). The orange curve shows the main result of this study. The blue and green curves are obtained with the radiation rate from BlackHawk data for comparison. The upper panel of Fig. 6 shows the case of SM pion production and the lower panel shows the case of a BSM ALP production. The PBH masses are chosen such that the peak location of the Hawking radiation spectrum is close to the scalar particle mass,⁷ in order to show the difference between spectra calculated with different methods. In

⁶Note in the ALP case, the contribution from neutral pion decay is calculated with the Massless method. We checked the difference between pion decay fluxes in different scenarios is negligible for the chosen PBH mass in the ALP example since $m_{\pi^0} \gg T_H$.

⁷For scalar particle, the peak location of the flux measured at infinity is at $E_{s=0} \simeq 2.81 T_H$ [98]. Note the peak location depends on the greybody factor used in the Hawking radiation spectrum.

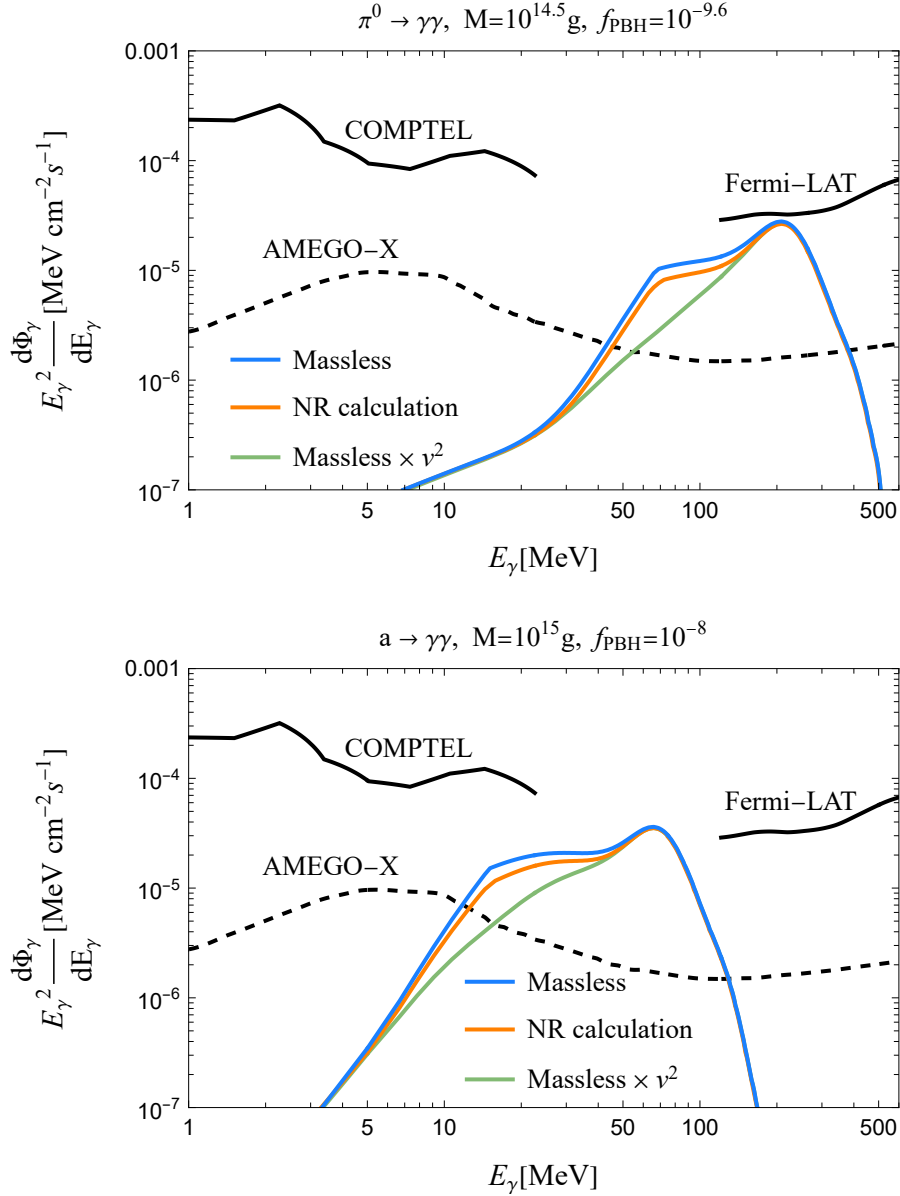


Figure 6. Gamma-ray spectrum from Hawking radiation of PBHs. *Upper panel:* comparing different treatments of neutral pion production from a $M = 10^{14.5}\text{g}$ PBH. *Lower panel:* comparing different treatments of $m_a = 30$ MeV ALP production from a $M = 10^{15}\text{g}$ PBH. Here we assume the tidal force effect is negligible for the pion production.

both examples, the difference in massive scalar particle production rates leads to a different spectrum shape in the energy region to the left of the primary photon peak. In specific, our NR calculation predicts a lower decay photon flux compared to the Massless method, and a higher photon flux than the Massless $\times v^2$ method. One can see the gamma-ray signals are much higher than the statistical uncertainty of future AMEGO-X observation, thus the non-relativistic effect can be tested with the spectrum shape of the observed signal.

We perform a likelihood analysis on the gamma-ray spectrum to demonstrate the possibility of using AMEGO-X to measure the massive scalar emission rate. The observation time

is assumed to be $T_{\text{obs}} = 3$ yrs for the ALP case and $T_{\text{obs}} = 6$ yrs for the pion case. We use the effective area of AMEGO-X measurement reported in [99]. The background photon flux is modeled with the GC component in [100] and cosmic background component in [101]. The photon counts are binned with 45 bins of equal bin width on logarithmic scale from 5 MeV to 500 MeV, corresponding to the requirement of about 10% energy resolution. With the above assumptions, we calculate the expected photon number in the i th bin for the true model n_i and the test model κ_i . The likelihood that a test model spectrum κ_i can replicate the true model spectrum n_i is defined as

$$\mathcal{L} = \exp\left(\sum_i n_i \ln(\kappa_i) - \kappa_i - \ln(n_i!)\right), \quad (4.3)$$

where we assumed the gamma-ray signal is produced following Poisson statistics. We further assume that the joint analysis of different energy bins follows a χ^2 distribution. The corresponding test statistic TS and the observation significance σ are obtained as follows [102–105]

$$\text{TS} = -2 \ln\left(\frac{\mathcal{L}}{\mathcal{L}_{\text{true}}}\right) = \sigma^2. \quad (4.4)$$

Here $\mathcal{L}_{\text{true}}$ is the likelihood of the true model calculated with $\kappa_i = n_i$.

In Fig. 7, we demonstrate that the observed gamma-ray signal can distinguish the non-relativistic effect between our method and approximations Eqs. (2.12) and (2.13) used in the literature. We start by selecting true model PBH parameters $\{M, f_{\text{PBH}}\}$ (marked by black stars "★") and calculate the corresponding photon spectrum n_i using Eq. (2.11). We then scan test models using NR calculation, Massless, and Massless $\times v^2$ calculations to obtain σ^2 for various $\{M, f_{\text{PBH}}\}$ values. Best-fit regions are shown with color contours indicating specific σ values.

The orange contours, based on the correct non-relativistic calculation, are centered around the true model point. Regions within these contours have smaller significance in σ than the labeled values, making the test models indistinguishable within AMEGO-X sensitivity. Due to incorrect mass corrections, the best-fit points in the green and blue contours shift away from the black stars, and these calculations disfavor the true $\{M, f_{\text{PBH}}\}$ values with similar or greater significance indicated by the contours.

The upper panel of Fig. 7 shows the likelihood fit in the case of π^0 production, assuming 6 years of the AMEGO-X observation. In this study, we do not consider the tidal force effect discussed in Sec. 2.3 for the pion production. The true PBH model we use is $\{M, f_{\text{PBH}}\} = \{10^{14.5} \text{ g}, 10^{-9.6}\}$, shown with the black star in the upper panel. The fit using the NR calculation (orange) can successfully locate the true model point as the black star is well inside the orange contour. In contrast, methods without the correct non-relativistic correction fail to accurately fit the true PBH parameters. The true model lies outside the 3σ contour for the Massless calculation (blue) and is only marginally within the 6σ contour for the Massless $\times v^2$ calculation (green). This demonstrates the importance of correct mass correction in π^0 production for determining PBH parameters from the AMEGO-X search.

The lower panel of Fig. 7 shows a similar comparison between different methods for the ALP production, assuming 3 years of the AMEGO-X observation. The true PBH parameters are $\{M, f_{\text{PBH}}\} = \{10^{15} \text{ g}, 10^{-8.0}\}$. Although the mass of the ALP is a priori unknown, we fix $m_a = 30$ MeV for simplicity in the parameter scan. We find that the true model point lies well within the orange contour. The true PBH parameters lie outside the 5σ contour

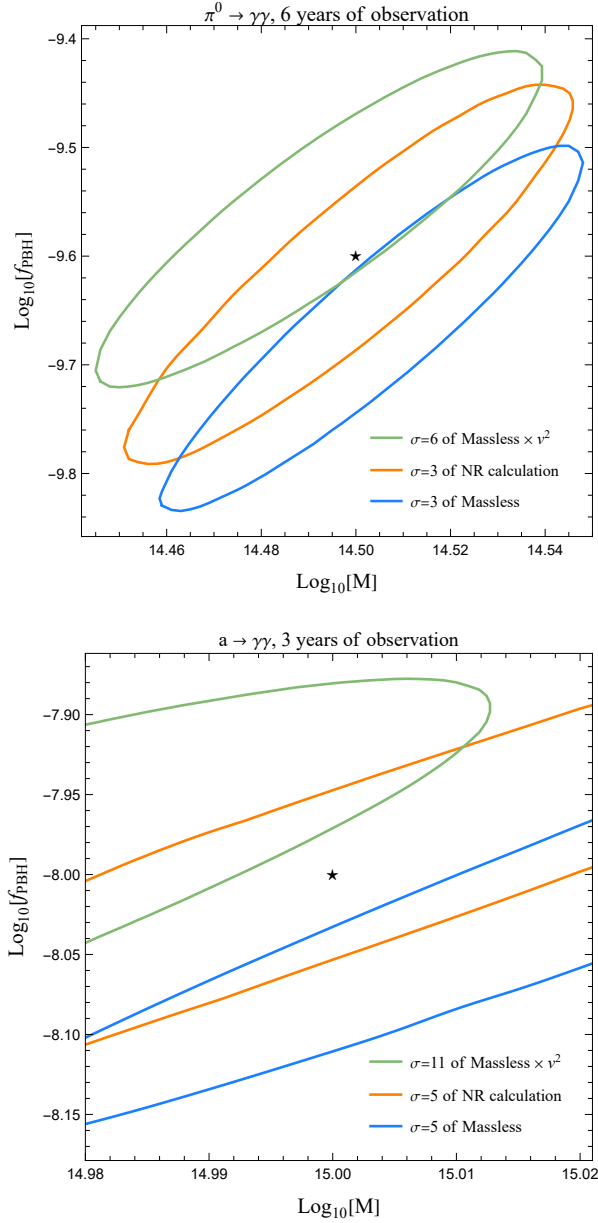



Figure 7. Fit to the true model (\star) using different assumptions for calculating scalar productions. The significant deviations (in σ) for the green and blue contours highlight the difficulty of incorporating the correct PBH mass and abundance with incorrect non-relativistic corrections. *Upper panel:* The π^0 case with benchmark values $f_{\text{PBH}} = 10^{-9.6}$ and $M = 10^{14.5}\text{g}$, assuming 6 years of AMEGO-X observation; *Lower panel:* The ALP case with benchmark values $f_{\text{PBH}} = 10^{-8}$ and $M = 10^{15}\text{g}$, assuming 3 years of observation. The tidal force effect on π^0 production is assumed negligible. The nearly parallel curves come from cutting the elliptical contours for the PBH mass window in the plot.

for the Massless calculation and the 11σ contour for the Massless $\times v^2$ calculation, showing a significant deviation between the gamma-ray spectra obtained with correct and incorrect non-relativistic corrections.

Notice that the blue contours in the plots are generally below the orange contours because the production rate of massless particles is higher than that of massive ones with the

same PBH mass and abundance, leading to smaller predicted f_{PBH} values. Conversely, the Massless $\times v^2$ method (green) predicts an overly small ALP production rate, placing the green contour in regions with larger f_{PBH} values.

5 Discussion and Conclusion

In this study, we reassess the calculation of Hawking radiation for massive scalar particles  and extend our analysis to include their impact on π^0 and ALP production, influencing secondary gamma-ray emissions. Our calculation reveals significant non-relativistic corrections in scalar production signals from black holes of approximately 10^{15} g when compared to the sensitivity of next-generation gamma-ray detectors like AMEGO-X. Even in the absence of beyond the SM particles, inaccurately incorporating the π^0 mass can substantially impair signal fitting. As discussed in [13], if PBHs originate from the collapse of large primordial curvature perturbations, the observable f_{PBH} in next-generation gamma-ray detectors will correspond to substantial curvature perturbations, yielding significant gravitational wave signals detectable by future gravitational wave detectors. Even if the PBH mass spectrum is not monochromatic as assumed in this work, the interplay between gravitational wave and gamma-ray detections can provide good measurements of the PBH spectrum. Accurate predictions of Hawking radiation signals, encompassing the non-relativistic particle productions discussed herein, will be crucial for identifying PBH properties via such multi-messenger measurements. Although the current work is focused on charge-neutral massive scalar particles and Schwarzschild black holes, a similar analysis can be performed for general conditions.

As mentioned earlier, the tidal force effect in π^0 production can be significant for black hole masses relevant to AMEGO-X measurements. A deeper understanding of hadron production via Hawking radiation is crucial for precisely determining PBH properties. We leave this for future investigation.

Acknowledgments

We thank Ragnar Stroberg for the helpful discussions. The research of YT is supported by the National Science Foundation Grant Number PHY-2112540. The work of TX is supported by the U.S. Department of Energy Grant DE-SC0009956. YT would like to thank the Tom and Carolyn Marquez Chair fund for its generous support. YT would also like to thank the Aspen Center for Physics (supported by NSF grant PHY-2210452) and Kavli Institute for Theoretical Physics (KITP, supported by grant NSF PHY-2309135) for their hospitality while this work was in progress.

A Transition and Reflection Amplitudes

In this section, we demonstrate how to identify the physical meaning of the amplitudes in the asymptotic solution in Eq. (2.8).

First, one may assume a more general form for the asymptotic solutions,

$$R(l, r, \omega, M) = \begin{cases} Ae^{-i\omega r^*}, & r_s = 2GM \\ Be^{-i\omega vr^*} + Ce^{i\omega vr^*}, & r^* \rightarrow r \rightarrow \infty, \end{cases} \quad (\text{A.1})$$

where A, B and C are unknown amplitudes. Then introducing the Wronskian operator,

$$W[R, R^*] := R \frac{\partial R^*}{\partial r^*} - R^* \frac{\partial R}{\partial r^*}, \quad (\text{A.2})$$

where R and R^* are the radial wave function and its complex conjugate defined by Eqs. (2.8) and (2.6), and r^* is the tortoise radial coordinate introduced before, $\frac{d}{dr^*} = f(r)\frac{d}{dr}$. By the fact that Eq. (2.6) has no first-order derivative in terms of r^* , it can be proved that

$$\frac{\partial W[R, R^*]}{\partial r^*} = 0,$$

so $W[R, R^*]$ is a constant along r^* , which is related to the conservation of the flux. Inserting the general solution Eq. (A.1) to the Wronskian,

$$W[R, R^*] = \begin{cases} -2i\omega|A|^2, & r_s = 2GM \\ -2i\omega v|B|^2 + 2i\omega v|C|^2, & r^* \rightarrow r \rightarrow \infty. \end{cases} \quad (\text{A.3})$$

Therefore,

$$\begin{aligned} -2i\omega|A|^2 &= -2i\omega v|B|^2 + 2i\omega v|C|^2 \\ \Rightarrow \frac{|A|^2}{v} + |C|^2 &= |B|^2. \end{aligned} \quad (\text{A.4})$$

Physically, $\frac{|C|^2}{|B|^2}$ should be the reflection rate defined at infinity, so we may normalize B as 1 and set C as the reflection amplitude $R_{\omega l}$ correspondingly. Therefore, $\frac{|A|^2}{v}$ should be the transition rate $|T_{\omega l}|^2$. Hence the ansatz Eq. (2.8).

B Hawking Radiation and Penrose Diagram

In this section, we describe the Hawking radiation and time-reversed propagation using the Penrose diagram [106], which compresses spacetime into a finite region via conformal transformation. We focus on providing a concrete picture of these processes without delving into mathematical details, discussing only the Schwarzschild-type spacetime relevant to our study.

The original Schwarzschild metric

$$ds^2 = f(r)dt^2 - \frac{1}{f(r)}dr^2 - r^2d\theta^2 - r^2\sin^2\theta d\phi^2$$

covers only the region outside the black hole and extends to spatial and temporal infinities. To show the whole spacetime in a finite size, the following new conformal coordinates (T, R) are introduced,

$$\begin{aligned} \tan(R - T) &= e^{\frac{r^* - t}{4GM}}, \\ \tan(R + T) &= e^{\frac{r^* + t}{4GM}}, \end{aligned} \quad (\text{B.1})$$

where $r^* = r + 2GM \ln(\frac{r}{2GM} - 1)$ is the tortoise coordinate. The new coordinates are referred to as conformal time T and conformal radius R . The special property that $\tan(\pm\frac{\pi}{2}) \rightarrow \pm\infty$ allows us to show the points at infinity. The Penrose diagram of a Schwarzschild black hole is shown below (without the white hole interior and another exterior region).

The meaning of the labels on the diagram is the following,

- when $r^* = \text{cons.}$ and $t \rightarrow \pm\infty$, one approaches to $R \rightarrow \frac{\pi}{4}$, $T \rightarrow \pm\frac{\pi}{4}$, therefore the two points on the (T, R) plane $i^\pm = (\frac{\pi}{4}, \pm\frac{\pi}{4})$ represent the time-like future/past infinity, at where all world-lines of massive particles converge (if not going into the black hole);

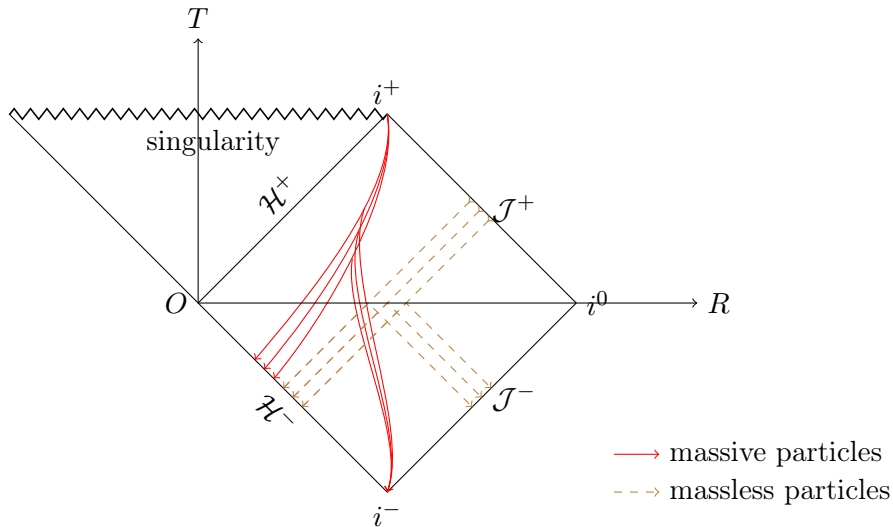


Figure 8. A fraction of the Penrose diagram of a fully extended Schwarzschild black hole, representing the time-reversed propagation of massive fields from i^+ and massless fields from \mathcal{J}^+ . Each point in the diagram corresponds to a sphere S^2 with a radius determined by its coordinate.

- when $r \rightarrow +\infty, r^* \rightarrow +\infty$, and $t = \text{cons.}$, one approaches to $R \rightarrow \frac{\pi}{2}$ and $T \rightarrow 0$, therefore $i^0 = (\frac{\pi}{2}, 0)$ represents the space-like infinity;
- when $r^* \pm t = \text{cons.}$, we have $R \pm T = \text{cons.}$, so all 45° lines represent null trajectories. Especially, \mathcal{H}^\pm lines are approached when $r = 2GM, r^* \rightarrow -\infty$, and $t \rightarrow \pm\infty$, so they represent the future and past black hole horizons. The junction O of \mathcal{H}^- and \mathcal{H}^+ is the bifurcation surface. The left region of the future horizon \mathcal{H}^+ is the black hole interior, while the left region of the past horizon \mathcal{H}^- is sometimes called the white hole interior (not included). \mathcal{J}^\pm are approached when $r \rightarrow \infty, t \rightarrow \pm\infty$, so they are the future and past null infinity respectively, at where massless particles converge (if not going into the black hole);
- when $r = 0$, one hits the singularity. When $t = 0, T = 0$, and $\tan R = e^{r^*/4GM}$.

The Hawking radiation starts from some point outside \mathcal{H}^+ (effectively a tunneling process [107] from the black hole interior to some point outside) and reaches i^+ (massive) or \mathcal{J}^+ (massless). The greybody factor Γ represents the transition rate from \mathcal{H}^+ to i^+ or \mathcal{J}^+ . If the radiation is propagating backward in time, the penetration rate then connects i^+ (or \mathcal{J}^+) to \mathcal{H}^- . Ignoring the backreactions of Hawking radiation, the effective gravitational barrier can be treated as time-invariant, therefore the transition rate Γ is the same and we use the time-reversed process to calculate Γ .

The bifurcation of each curve on the diagram indicates that a fraction $1 - \Gamma$ is scattered away and a fraction Γ penetrates the gravity barrier. However, the precise location of bifurcations can not be determined precisely due to the spread of the effective gravity potential and the waves so the locations are only for illustrative purpose.

References

- [1] B. Carr, K. Kohri, Y. Sendouda and J. Yokoyama, *Constraints on primordial black holes*, *Rept. Prog. Phys.* **84** (2021) 116902 [[2002.12778](#)].
- [2] B. Carr and F. Kuhnel, *Primordial Black Holes as Dark Matter: Recent Developments*, *Ann. Rev. Nucl. Part. Sci.* **70** (2020) 355 [[2006.02838](#)].
- [3] A.M. Green and B.J. Kavanagh, *Primordial Black Holes as a dark matter candidate*, *J. Phys. G* **48** (2021) 043001 [[2007.10722](#)].
- [4] B. Carr and F. Kuhnel, *Primordial black holes as dark matter candidates*, *SciPost Phys. Lect. Notes* **48** (2022) 1 [[2110.02821](#)].
- [5] R. Caputo et al., *All-sky Medium Energy Gamma-ray Observatory eXplorer mission concept*, *J. Astron. Telesc. Instrum. Syst.* **8** (2022) 044003 [[2208.04990](#)].
- [6] e-ASTROGAM collaboration, *Science with e-ASTROGAM: A space mission for MeV–GeV gamma-ray astrophysics*, *JHEAp* **19** (2018) 1 [[1711.01265](#)].
- [7] APT collaboration, *The Advanced Particle-astrophysics Telescope (APT) Project Status*, *PoS ICRC2021* (2021) 655.
- [8] COSI collaboration, *The Compton Spectrometer and Imager Project for MeV Astronomy*, *PoS ICRC2021* (2021) 652 [[2109.10403](#)].
- [9] E. Orlando et al., *Exploring the MeV sky with a combined coded mask and Compton telescope: the Galactic Explorer with a Coded aperture mask Compton telescope (GECCO)*, *JCAP* **07** (2022) 036 [[2112.07190](#)].
- [10] T. Dzhatdov and E. Podlesnyi, *Massive Argon Space Telescope (MAST): A concept of heavy time projection chamber for γ -ray astronomy in the 100 MeV–1 TeV energy range*, *Astropart. Phys.* **112** (2019) 1 [[1902.01491](#)].
- [11] S.C. Kappadath, *Measurement of the Cosmic Diffuse Gamma-Ray Spectrum from 800 KEV to 30 Mev*, Ph.D. thesis, University of New Hampshire, United States, Jan., 1998.
- [12] FERMI-LAT collaboration, *The Fermi Galactic Center GeV Excess and Implications for Dark Matter*, *Astrophys. J.* **840** (2017) 43 [[1704.03910](#)].
- [13] K. Agashe, J.H. Chang, S.J. Clark, B. Dutta, Y. Tsai and T. Xu, *Correlating gravitational wave and gamma-ray signals from primordial black holes*, *Phys. Rev. D* **105** (2022) 123009 [[2202.04653](#)].
- [14] K.-P. Xie, *Pinning down the primordial black hole formation mechanism with gamma-rays and gravitational waves*, *JCAP* **06** (2023) 008 [[2301.02352](#)].
- [15] P. Sandick, B.S. Es Haghi and K. Sinha, *Asymmetric reheating by primordial black holes*, *Phys. Rev. D* **104** (2021) 083523 [[2108.08329](#)].
- [16] R. Allahverdi, J. Dent and J. Osinski, *Nonthermal production of dark matter from primordial black holes*, *Phys. Rev. D* **97** (2018) 055013 [[1711.10511](#)].
- [17] N.F. Bell and R.R. Volkas, *Mirror matter and primordial black holes*, *Phys. Rev. D* **59** (1999) 107301 [[astro-ph/9812301](#)].
- [18] O. Lennon, J. March-Russell, R. Petrossian-Byrne and H. Tillim, *Black Hole Genesis of Dark Matter*, *JCAP* **04** (2018) 009 [[1712.07664](#)].
- [19] P. Gondolo, P. Sandick and B. Shams Es Haghi, *Effects of primordial black holes on dark matter models*, *Phys. Rev. D* **102** (2020) 095018 [[2009.02424](#)].
- [20] N. Bernal, F. Hajkarim and Y. Xu, *Axion Dark Matter in the Time of Primordial Black Holes*, *Phys. Rev. D* **104** (2021) 075007 [[2107.13575](#)].

- [21] A. Cheek, L. Heurtier, Y.F. Perez-Gonzalez and J. Turner, *Primordial black hole evaporation and dark matter production. I. Solely Hawking radiation*, *Phys. Rev. D* **105** (2022) 015022 [[2107.00013](#)].
- [22] A. Cheek, L. Heurtier, Y.F. Perez-Gonzalez and J. Turner, *Primordial black hole evaporation and dark matter production. II. Interplay with the freeze-in or freeze-out mechanism*, *Phys. Rev. D* **105** (2022) 015023 [[2107.00016](#)].
- [23] N. Bhaumik, A. Ghoshal, R.K. Jain and M. Lewicki, *Distinct signatures of spinning PBH domination and evaporation: doubly peaked gravitational waves, dark relics and CMB complementarity*, [2212.00775](#).
- [24] T.C. Gehrman, B. Shams Es Haghi, K. Sinha and T. Xu, *The primordial black holes that disappeared: connections to dark matter and MHz-GHz gravitational Waves*, *JCAP* **10** (2023) 001 [[2304.09194](#)].
- [25] T. Kim, P. Lu, D. Marfatia and V. Takhistov, *Regurgitated Dark Matter*, [2309.05703](#).
- [26] T.C. Gehrman, B. Shams Es Haghi, K. Sinha and T. Xu, *Recycled dark matter*, *JCAP* **03** (2024) 044 [[2310.08526](#)].
- [27] S. Alexander and P. Meszaros, *Reheating, Dark Matter and Baryon Asymmetry: A Triple Coincidence in Inflationary Models*, [hep-th/0703070](#).
- [28] D. Baumann, P.J. Steinhardt and N. Turok, *Primordial Black Hole Baryogenesis*, [hep-th/0703250](#).
- [29] T. Fujita, M. Kawasaki, K. Harigaya and R. Matsuda, *Baryon asymmetry, dark matter, and density perturbation from primordial black holes*, *Phys. Rev. D* **89** (2014) 103501 [[1401.1909](#)].
- [30] A. Hook, *Baryogenesis from Hawking Radiation*, *Phys. Rev. D* **90** (2014) 083535 [[1404.0113](#)].
- [31] Y. Hamada and S. Iso, *Baryon asymmetry from primordial black holes*, *PTEP* **2017** (2017) 033B02 [[1610.02586](#)].
- [32] L. Morrison, S. Profumo and Y. Yu, *Melanopogenesis: Dark Matter of (almost) any Mass and Baryonic Matter from the Evaporation of Primordial Black Holes weighing a Ton (or less)*, *JCAP* **05** (2019) 005 [[1812.10606](#)].
- [33] N. Bernal, C.S. Fong, Y.F. Perez-Gonzalez and J. Turner, *Rescuing high-scale leptogenesis using primordial black holes*, *Phys. Rev. D* **106** (2022) 035019 [[2203.08823](#)].
- [34] S. Datta, A. Ghosal and R. Samanta, *Baryogenesis from ultralight primordial black holes and strong gravitational waves from cosmic strings*, *JCAP* **08** (2021) 021 [[2012.14981](#)].
- [35] N. Bhaumik, A. Ghoshal and M. Lewicki, *Doubly peaked induced stochastic gravitational wave background: testing baryogenesis from primordial black holes*, *JHEP* **07** (2022) 130 [[2205.06260](#)].
- [36] T.C. Gehrman, B. Shams Es Haghi, K. Sinha and T. Xu, *Baryogenesis, primordial black holes and MHz-GHz gravitational waves*, *JCAP* **02** (2023) 062 [[2211.08431](#)].
- [37] K. Agashe, J.H. Chang, S.J. Clark, B. Dutta, Y. Tsai and T. Xu, *Detecting axionlike particles with primordial black holes*, *Phys. Rev. D* **108** (2023) 023014 [[2212.11980](#)].
- [38] Y. Jho, T.-G. Kim, J.-C. Park, S.C. Park and Y. Park, *Axions from Primordial Black Holes*, [2212.11977](#).
- [39] N.P. Branco, R.Z. Ferreira and J.a.G. Rosa, *Superradiant axion clouds around asteroid-mass primordial black holes*, *JCAP* **04** (2023) 003 [[2301.01780](#)].
- [40] J.B. Dent, B. Dutta and T. Xu, *Multi-messenger Probes of Asteroid Mass Primordial Black Holes: Superradiance Spectroscopy, Hawking Radiation, and Microlensing*, [2404.02956](#).

- [41] T.N. Ukwatta, D.R. Stump, J.T. Linnemann, J.H. MacGibbon, S.S. Marinelli, T. Yapici et al., *Primordial Black Holes: Observational Characteristics of The Final Evaporation*, *Astropart. Phys.* **80** (2016) 90 [[1510.04372](#)].
- [42] M.J. Baker and A. Thamm, *Probing the particle spectrum of nature with evaporating black holes*, *SciPost Phys.* **12** (2022) 150 [[2105.10506](#)].
- [43] M.J. Baker and A. Thamm, *Black hole evaporation beyond the Standard Model of particle physics*, *JHEP* **01** (2023) 063 [[2210.02805](#)].
- [44] X. Boluna, S. Profumo, J. Blé and D. Hennings, *Searching for Exploding black holes*, *JCAP* **04** (2024) 024 [[2307.06467](#)].
- [45] S. Dimopoulos and G.L. Landsberg, *Black holes at the LHC*, *Phys. Rev. Lett.* **87** (2001) 161602 [[hep-ph/0106295](#)].
- [46] S.B. Giddings and S.D. Thomas, *High-energy colliders as black hole factories: The End of short distance physics*, *Phys. Rev. D* **65** (2002) 056010 [[hep-ph/0106219](#)].
- [47] CMS collaboration, *Search for Microscopic Black Hole Signatures at the Large Hadron Collider*, *Phys. Lett. B* **697** (2011) 434 [[1012.3375](#)].
- [48] G.C. Nayak and J. Smith, *Higgs boson production from black holes at the LHC*, *Phys. Rev. D* **74** (2006) 014007 [[hep-ph/0602129](#)].
- [49] A.E. Erkoca, G.C. Nayak and I. Sarcevic, *Higgs Production and Decay from TeV Scale Black Holes at the LHC*, *Phys. Rev. D* **79** (2009) 094011 [[0904.0230](#)].
- [50] C. Lunardini and Y.F. Perez-Gonzalez, *Dirac and Majorana neutrino signatures of primordial black holes*, *JCAP* **08** (2020) 014 [[1910.07864](#)].
- [51] V. De Romeri, Y.F. Perez-Gonzalez and A. Tolino, *Primordial black hole probes of heavy neutral leptons*, [2405.00124](#).
- [52] D.N. Page, *Particle emission rates from a black hole: Massless particles from an uncharged, nonrotating hole*, *Phys. Rev. D* **13** (1976) 198.
- [53] D.N. Page, *Particle emission rates from a black hole. ii. massless particles from a rotating hole*, *Phys. Rev. D* **14** (1976) 3260.
- [54] A. Arbey and J. Auffinger, *BlackHawk: A public code for calculating the Hawking evaporation spectra of any black hole distribution*, *Eur. Phys. J. C* **79** (2019) 693 [[1905.04268](#)].
- [55] A. Arbey and J. Auffinger, *Physics Beyond the Standard Model with BlackHawk v2.0*, *Eur. Phys. J. C* **81** (2021) 910 [[2108.02737](#)].
- [56] W.G. Unruh, *Absorption cross section of small black holes*, *Phys. Rev. D* **14** (1976) 3251.
- [57] C. Doran, A. Lasenby, S. Dolan and I. Hinder, *Fermion absorption cross section of a Schwarzschild black hole*, *Phys. Rev. D* **71** (2005) 124020 [[gr-qc/0503019](#)].
- [58] S. Dolan, C. Doran and A. Lasenby, *Fermion scattering by a Schwarzschild black hole*, *Phys. Rev. D* **74** (2006) 064005 [[gr-qc/0605031](#)].
- [59] E. Jung and D.K. Park, *Effect of scalar mass in the absorption and emission spectra of Schwarzschild black hole*, *Class. Quant. Grav.* **21** (2004) 3717 [[hep-th/0403251](#)].
- [60] J. Castineiras, L.C.B. Crispino and D.P.M. Filho, *Source coupled to the massive scalar field orbiting a stellar object*, *Phys. Rev. D* **75** (2007) 024012.
- [61] C.L. Benone, E.S. de Oliveira, S.R. Dolan and L.C.B. Crispino, *Absorption of a massive scalar field by a charged black hole*, *Phys. Rev. D* **89** (2014) 104053 [[1404.0687](#)].
- [62] C.L. Benone, E.S. de Oliveira, S.R. Dolan and L.C.B. Crispino, *Addendum to “Absorption of a massive scalar field by a charged black hole”*, [1702.06591](#).

- [63] S.W. Hawking, *Particle Creation by Black Holes*, *Commun. Math. Phys.* **43** (1975) 199.
- [64] D.N. Page, *Particle Emission Rates from a Black Hole: Massless Particles from an Uncharged, Nonrotating Hole*, *Phys. Rev. D* **13** (1976) 198.
- [65] S. Detweiler, *Klein-gordon equation and rotating black holes*, *Phys. Rev. D* **22** (1980) 2323.
- [66] H. Furuhashi and Y. Nambu, *Instability of massive scalar fields in Kerr-Newman space-time*, *Prog. Theor. Phys.* **112** (2004) 983 [[gr-qc/0402037](#)].
- [67] S.R. Dolan, *Instability of the massive Klein-Gordon field on the Kerr spacetime*, *Phys. Rev. D* **76** (2007) 084001 [[0705.2880](#)].
- [68] W.A. Hiscock and L.D. Weems, *Evolution of Charged Evaporating Black Holes*, *Phys. Rev. D* **41** (1990) 1142.
- [69] C.L. Benone, E.S. de Oliveira, S.R. Dolan and L.C.B. Crispino, *Absorption of a massive scalar field by a charged black hole*, *Phys. Rev. D* **89** (2014) 104053 [[1404.0687](#)].
- [70] V. Mukhanov and S. Winitzki, *Introduction to quantum effects in gravity*, Cambridge University Press (6, 2007).
- [71] B.S. DeWitt, *Quantum Field Theory in Curved Space-Time*, *Phys. Rept.* **19** (1975) 295.
- [72] J.A.H. Futterman, F.A. Handler and R.A. Matzner, *SCATTERING FROM BLACK HOLES*, Cambridge Monographs on Mathematical Physics, Cambridge University Press (5, 2012), [10.1017/CBO9780511735615](#).
- [73] E. Jung and D.K. Park, *Effect of scalar mass in the absorption and emission spectra of Schwarzschild black hole*, *Class. Quant. Grav.* **21** (2004) 3717 [[hep-th/0403251](#)].
- [74] S. Persides, *On the radial wave equation in schwarzschild's space-time*, *Journal of Mathematical Physics* **14** (1973) .
- [75] N.G. Sanchez, *Absorption and Emission Spectra of a Schwarzschild Black Hole*, *Phys. Rev. D* **18** (1978) 1030.
- [76] W.G. Unruh, *Absorption Cross-Section of Small Black Holes*, *Phys. Rev. D* **14** (1976) 3251.
- [77] D.N. Page, *Particle Emission Rates from a Black Hole. 3. Charged Leptons from a Nonrotating Hole*, *Phys. Rev. D* **16** (1977) 2402.
- [78] N. Andersson and B.P. Jensen, *Scattering by black holes. Chapter 0.1*, [gr-qc/0011025](#).
- [79] O. Aharony, S.S. Gubser, J.M. Maldacena, H. Ooguri and Y. Oz, *Large N field theories, string theory and gravity*, *Phys. Rept.* **323** (2000) 183 [[hep-th/9905111](#)].
- [80] A. Cheek, L. Heurtier, Y.F. Perez-Gonzalez and J. Turner, *Redshift effects in particle production from Kerr primordial black holes*, *Phys. Rev. D* **106** (2022) 103012 [[2207.09462](#)].
- [81] A. Cheek, L. Heurtier, Y.F. Perez-Gonzalez and J. Turner, *Evaporation of Primordial Black Holes in the Early Universe: Mass and Spin Distributions*, [2212.03878](#).
- [82] G. Johnson and J. March-Russell, *Hawking Radiation of Extended Objects*, *JHEP* **04** (2020) 205 [[1812.10500](#)].
- [83] A. Freese, A. Freese, I.C. Cloët and I.C. Cloët, *Gravitational form factors of light mesons*, *Phys. Rev. C* **100** (2019) 015201 [[1903.09222](#)].
- [84] P. Choudhary, B. Gurjar, D. Chakrabarti and A. Mukherjee, *Gravitational form factors and mechanical properties of the proton: Connections between distributions in 2D and 3D*, *Phys. Rev. D* **106** (2022) 076004 [[2206.12206](#)].
- [85] Y.-Z. Xu, M. Ding, K. Raya, C.D. Roberts, J. Rodríguez-Quintero and S.M. Schmidt, *Pion and kaon electromagnetic and gravitational form factors*, *Eur. Phys. J. C* **84** (2024) 191 [[2311.14832](#)].

- [86] PARTICLE DATA GROUP collaboration, *Review of Particle Physics*, *PTEP* **2022** (2022) 083C01.
- [87] R. Laha, *Primordial Black Holes as a Dark Matter Candidate Are Severely Constrained by the Galactic Center 511 keV γ -Ray Line*, *Phys. Rev. Lett.* **123** (2019) 251101 [[1906.09994](#)].
- [88] W. DeRocco and P.W. Graham, *Constraining Primordial Black Hole Abundance with the Galactic 511 keV Line*, *Phys. Rev. Lett.* **123** (2019) 251102 [[1906.07740](#)].
- [89] R. Laha, J.B. Muñoz and T.R. Slatyer, *INTEGRAL constraints on primordial black holes and particle dark matter*, *Phys. Rev. D* **101** (2020) 123514 [[2004.00627](#)].
- [90] A. Coogan, L. Morrison and S. Profumo, *Direct Detection of Hawking Radiation from Asteroid-Mass Primordial Black Holes*, *Phys. Rev. Lett.* **126** (2021) 171101 [[2010.04797](#)].
- [91] A. Ray, R. Laha, J.B. Muñoz and R. Caputo, *Near future MeV telescopes can discover asteroid-mass primordial black hole dark matter*, *Phys. Rev. D* **104** (2021) 023516 [[2102.06714](#)].
- [92] J. Chen, T. Han and B. Tweedie, *Electroweak Splitting Functions and High Energy Showering*, *JHEP* **11** (2017) 093 [[1611.00788](#)].
- [93] A. Coogan, L. Morrison and S. Profumo, *Hazma: A Python Toolkit for Studying Indirect Detection of Sub-GeV Dark Matter*, *JCAP* **01** (2020) 056 [[1907.11846](#)].
- [94] J.F. Navarro, C.S. Frenk and S.D.M. White, *The Structure of cold dark matter halos*, *Astrophys. J.* **462** (1996) 563 [[astro-ph/9508025](#)].
- [95] P.F. de Salas, K. Malhan, K. Freese, K. Hattori and M. Valluri, *On the estimation of the local dark matter density using the rotation curve of the Milky Way*, *Jcap* **2019** (2019) 037 [[1906.06133](#)].
- [96] R. Essig, E. Kuflik, S.D. McDermott, T. Volansky and K.M. Zurek, *Constraining Light Dark Matter with Diffuse X-Ray and Gamma-Ray Observations*, *JHEP* **11** (2013) 193 [[1309.4091](#)].
- [97] H. Fleischhack, *AMEGO-X: MeV gamma-ray Astronomy in the Multi-messenger Era*, *PoS ICRC2021* (2021) 649 [[2108.02860](#)].
- [98] J.H. MacGibbon, B.J. Carr and D.N. Page, *Do Evaporating Black Holes Form Photospheres?*, *Phys. Rev. D* **78** (2008) 064043 [[0709.2380](#)].
- [99] AMEGO collaboration, *All-sky Medium Energy Gamma-ray Observatory: Exploring the Extreme Multimessenger Universe*, [1907.07558](#).
- [100] R. Bartels, D. Gaggero and C. Weniger, *Prospects for indirect dark matter searches with MeV photons*, *JCAP* **05** (2017) 001 [[1703.02546](#)].
- [101] R. Caputo, F. Kislak, J. Racusin and O.B.O.T.A. Team, *AMEGO: Simulations of the Instrument performance*, *PoS ICRC2017* (2018) 783.
- [102] G. Cowan, K. Cranmer, E. Gross and O. Vitells, *Asymptotic formulae for likelihood-based tests of new physics*, *Eur. Phys. J. C* **71** (2011) 1554 [[1007.1727](#)].
- [103] W.A. Rolke, A.M. Lopez and J. Conrad, *Limits and confidence intervals in the presence of nuisance parameters*, *Nucl. Instrum. Meth. A* **551** (2005) 493 [[physics/0403059](#)].
- [104] T. Bringmann, X. Huang, A. Ibarra, S. Vogl and C. Weniger, *Fermi LAT Search for Internal Bremsstrahlung Signatures from Dark Matter Annihilation*, *JCAP* **07** (2012) 054 [[1203.1312](#)].
- [105] FERMI-LAT collaboration, *Updated search for spectral lines from Galactic dark matter interactions with pass 8 data from the Fermi Large Area Telescope*, *Phys. Rev. D* **91** (2015) 122002 [[1506.00013](#)].
- [106] C.W. Misner, K.S. Thorne and J.A. Wheeler, *Gravitation*, W. H. Freeman, San Francisco (1973).

- [107] M.K. Parikh and F. Wilczek, *Hawking radiation as tunneling*, *Phys. Rev. Lett.* **85** (2000) 5042 [[hep-th/9907001](#)].