

Focused Large Language Models are Stable Many-Shot Learners

Peiwen Yuan¹, Shaoxiong Feng², Yiwei Li¹, Xinglin Wang¹, Yueqi Zhang¹
Chuyi Tan¹, Boyuan Pan², Heda Wang², Yao Hu², Kan Li^{1*}

¹School of Computer Science and Technology, Beijing Institute of Technology
²Xiaohongshu Inc

{peiwenyuan, liyiwei, wangxinglin, zhangyq, tanchuyi, likan}@bit.edu.cn
{shaoxiongfeng2023, whd.thu}@gmail.com {panboyuan, xiahou}@xiaohongshu.com

Abstract

In-Context Learning (ICL) enables large language models (LLMs) to achieve rapid task adaptation by learning from demonstrations. With the increase in available context length of LLMs, recent experiments have shown that the performance of ICL does not necessarily scale well in many-shot (demonstration) settings. We theoretically and experimentally confirm that the reason lies in more demonstrations dispersing the model attention from the query, hindering its understanding of key content. Inspired by how humans learn from examples, we propose a training-free method FOCUSICL, which conducts triviality filtering to avoid attention being diverted by unimportant contents at token-level and operates hierarchical attention to further ensure sufficient attention towards current query at demonstration-level. We also design an efficient hyperparameter searching strategy for FOCUSICL based on model perplexity of demonstrations. Comprehensive experiments validate that FOCUSICL achieves an average performance improvement of 5.2% over vanilla ICL and scales well with many-shot demonstrations.

1 Introduction

The rapid development of large language models (LLMs) has facilitated the emergence and enhancement of their In-Context Learning (ICL) abilities (Wei et al., 2022a; Dong et al., 2023). As a training-free method, ICL can achieve fast model adaptation on specific tasks based on several demonstrations prefixed to the query, formally denoted as $ICL(response|demos, query)$. Intuitively, more demonstrations can help LLMs better understand the task and increase the likelihood of finding demonstrations that aid in responding queries, thus leading to better performance. Theoretically, a similar conclusion can be drawn. Previous studies (Dai et al., 2023; Irie et al., 2022; von Oswald

*Corresponding author.

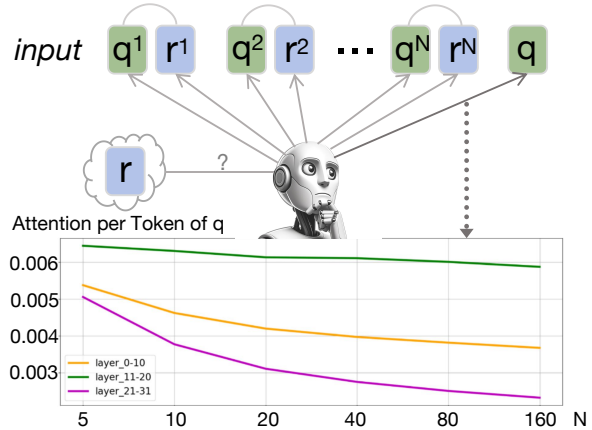


Figure 1: The average model attention for query is dispersed by the increased number of demonstrations, causing inadequate understanding of query.

et al., 2023; Akyürek et al., 2023) have theoretically inferred that ICL can be viewed as an implicit finetuning process, with demonstrations analogous to training samples. On this basis, as finetuning has been validated to comply with the scaling law (Hernandez et al., 2021) where performance increases with the number of training samples, the performance of ICL should also positively correlate with the number of demonstrations, which has been experimentally verified by previous studies (Bertsch et al., 2024; Duan et al., 2023).

However, with the increase in available context length of LLMs (Reid et al., 2024), some studies (Zhao et al., 2023; Agarwal et al., 2024) observe counterexamples when scaling the demonstration numbers from few-shot to many-shot. Agarwal et al. (2024) finds that the optimal number of demonstrations for six out of eleven benchmarks is not the maximum number they have tested. Our experimental results (Figure 5) also indicate that the model performance might decline with increased demonstrations when applying ICL, exhibiting an inverse-scaling phenomenon (McKenzie et al., 2023). These findings indicate that LLMs are not stable many-shot learners.

To understand this gap, we revisit the derivation of Dai et al. (2023) that formally equates ICL with finetuning and identify that their approximation of standard attention operation as linear attention operation will ignore the competition for attention between demonstrations and the query when generating the response. Since this approximation is key to the equivalence of ICL and finetuning, we hypothesize that the reason why ICL does not adhere to the scaling law like finetuning is that more demonstrations can divert attention away from the query. Inadequate attention and understanding of the query can naturally lead to inferior response. To verify our hypothesis, we first conduct experiments confirming that increasing the number of demonstrations does lead to a decrease in model attention towards queries (Figure 1). We further experiment by adding blank spaces within the demonstrations and confirm that: the more blank spaces added, the more attention towards queries distracted by blanks, resulting in lower response accuracy (Figure 2).

Inspired by the way humans benefit from ignoring irrelevant contents and integrating insights from multiple examples when solving problems, we propose FOCUSICL to avoid the attention dispersion issue faced by ICL. Specifically, at the token-level, FOCUSICL conducts triviality filtering by adaptively masking unimportant tokens of demonstrations based on attention distribution, allocating the attention to more important contents. At the demonstration-level, FOCUSICL performs hierarchical attention mechanism by dividing demonstrations into multiple batches and respectively conducting intra-batch and inter-batch attention operations. The limited demonstration number within each batch ensures sufficient attention to the query, while inter-batch attention integrates the benefits from a larger number of demonstrations. We further introduce an efficient hyperparameter searching strategy for FOCUSICL according to model perplexity of demonstrations.

Our experiments across three LLMs on five benchmarks confirm that FOCUSICL achieves an average performance improvement of 5.2% over ICL by avoiding attention dispersion, with lower inference overhead. This demonstrates the effectiveness, efficiency, and generalizability of FOCUSICL. Furthermore, we observe that FOCUSICL achieves performance scaling with the number of demonstrations by maintaining attention on critical parts, making demonstration number a possible

scaling direction for LLM-based AGI. Finally, we propose a unified perspective to understand the divergent phenomena observed in previous studies, where more demonstrations lead to either improved (Bertsch et al., 2024) or deteriorated (Agarwal et al., 2024) performance in ICL. Based on experimental results, we conclude that the performance of ICL initially benefits but subsequently suffers from more demonstrations. The weaker the model and the closer the relationship between samples, the later the sweet spot for the number of demonstrations occurs.

Our contributions are summarized as follows:

1. We analyze that the reason more demonstrations may lead to a decline in ICL performance is that they degrade the model understanding of query by dispersing its attention.
2. We propose FOCUSICL to achieve rational attention allocation via triviality filtering operation and hierarchical attention mechanism, making LLMs stable many-shot learners.
3. We conduct comprehensive experiments and analyses to validate the effectiveness, efficiency, generalizability and scalability of FOCUSICL.

2 Background

Formalization of ICL We follow (Dong et al., 2023) to define the general ICL paradigm. Given an LLM \mathcal{M} and a query q , we choose N demonstrations from a candidate set $\mathcal{S}_{demos} = \{(q_i, r_i)\}_{i=1}^M$ to attain the response r from \mathcal{M} as follows:

$$r = \text{Sampling}(\mathcal{M}(\text{Cat}[\underbrace{q_0; r_0; \dots; q_N; r_N}_{demos}; q])) \quad (1)$$

where $\text{Sampling}(\cdot)$ denotes certain sampling strategy and $\text{Cat}[\cdot]$ denotes the operation of concatenation.

Scaling Demonstration Number Due to restrictions on context window (2048 \sim 4096), early studies (Brown et al., 2020; Lu et al., 2022) on ICL are limited to few-shot scenarios where they generally observe gains from more demonstrations. As the context window expands recently, counterexamples occur. Agarwal et al. (2024) finds that the best performance of Gemini 1.5 Pro is achieved under settings where demonstration number is not the maximum one tested in over half of the benchmarks. Zhao et al. (2023) discovers that increasing the number of demonstrations does not nec-

essarily improve model performance across five LLMs. We observe similar phenomena in Figure 5.

3 Revisiting

In this section, we explore what impedes LLMs from becoming stable many-shot learners.

3.1 Approximating ICL as Finetuning

Since Dai et al. (2023) derives that ICL is formally equivalent to finetuning, with demonstrations analogous to training samples, we decide to revisit their derivation process below to explore why finetuning satisfies scaling laws (Hernandez et al., 2021) while ICL does not.

Finetuning Let $W_0, \Delta W_{FT} \in \mathbb{R}^{d_{out} \times d_{in}}$ be the initialized parameter matrix and the update matrix, and $x \in \mathbb{R}^{d_{in}}$ be the input representation. The output of certain linear layer optimized by gradient descent can be formulated as follows:

$$\hat{x} = xW_0 + x\Delta W_{FT} \quad (2)$$

ICL For each attention head of \mathcal{M} , let $h_i \in \mathbb{R}^{d_{in}}$ be the representation of the i th input token, W_q, W_k, W_v be the projection matrices for computing the queries, keys and values. We denote $h_{i \in demos} W_k, h_{i \in demos} W_v, h_{i \in q} W_k, h_{i \in q} W_v$ as D_k, D_v, Q_k, Q_v , respectively. To generate r , the output of h_r can be derived below:

$$\begin{aligned} \hat{h}_r &= \text{Att}(h_r W_q, \text{Cat}[D_k; Q_k], \text{Cat}[D_v; Q_v]) \\ &\approx \text{LinAtt}(h_r W_q, \text{Cat}[D_k; Q_k], \text{Cat}[D_v; Q_v]) \\ &= h_r W_q \text{Cat}[D_k; Q_k]^\top \begin{bmatrix} D_v \\ Q_v \end{bmatrix} \\ &= h_r W_q Q_v Q_k^\top + h_r W_q D_v D_k^\top \\ &= h_r W_{ZSL} + h_r \Delta W_{ICL} \end{aligned} \quad (3)$$

Dai et al. (2023) approximate the standard attention to linear attention by removing the softmax operation for ease of qualitative analysis. Since $h_r W_q Q_v Q_k^\top$ is the attention result in the zero-shot learning (ZSL) setting and $h_r W_q D_v D_k^\top$ is the extra outcome from demonstrations, they are denoted as $h_r W_{ZSL}$ and $h_r \Delta W_{ICL}$ respectively. Comparing Eq. (3) with Eq. (2), we can understand ICL as finetuning by treating the ΔW_{ICL} generated from demonstrations as the ΔW_{FT} generated from training samples.

3.2 Ignorance of Attention Competition

From Eq. (3) we can further derive as follows:

$$\begin{aligned} \hat{h}_r &\approx \underbrace{\text{LinAtt}(h_r W_q, Q_k, Q_v)}_{\text{outcome from } q} + \underbrace{\text{LinAtt}(h_r W_q, D_k, D_v)}_{\text{outcome from } demos} \end{aligned} \quad (4)$$

which means that the existence of demonstrations does not affect the outcome from q . However, when we no longer approximate standard attention as linear attention, we arrive at the opposite conclusion:

$$\begin{aligned} \hat{h}_r &= \text{Att}(h_r W_q, \text{Cat}[D_k; Q_k], \text{Cat}[D_v; Q_v]) \\ &= \text{softmax}(h_r W_q \text{Cat}[D_k; Q_k]^\top) \begin{bmatrix} D_v \\ Q_v \end{bmatrix} \\ &= (1 - \lambda(h_r)) \text{softmax}(h_r W_q Q_k^\top) Q_v \\ &\quad + \lambda(h_r) \text{softmax}(h_r W_q D_k^\top) D_v \\ &= (1 - \lambda(h_r)) \underbrace{\text{Att}(h_r W_q, Q_k, Q_v)}_{\text{outcome from } q} \\ &\quad + \lambda(h_r) \underbrace{\text{Att}(h_r W_q, D_k, D_v)}_{\text{outcome from } demos}, \end{aligned} \quad (5)$$

where:

$$\lambda(h_r) = \frac{\sum_i \exp(h_r W_q D_k^\top)_i}{\sum_i \exp(h_r W_q D_k^\top)_i + \sum_j \exp(h_r W_q Q_k^\top)_j} \quad (6)$$

With the existence of $\lambda(h_r)$ in Eq. (5), an increase in the number of demonstrations will lead to a larger $\lambda(h_r)$, thereby decreasing the model attention towards q . At the same time, ICL does not necessarily adhere to the scaling law as it is no longer formally equivalent to finetuning. **Therefore, we hypothesize that more demonstrations can divert model attention from the key contents (query), leading to possible performance decrease.**

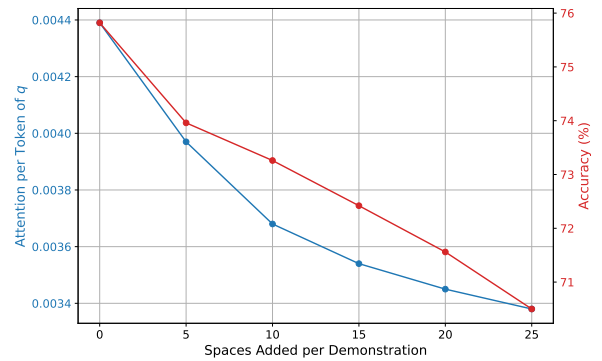


Figure 2: Accuracy and attention of LONGCHAT-7B-v1.5-32K with varying number of spaces added per demonstration. Demonstration number is set as 100.

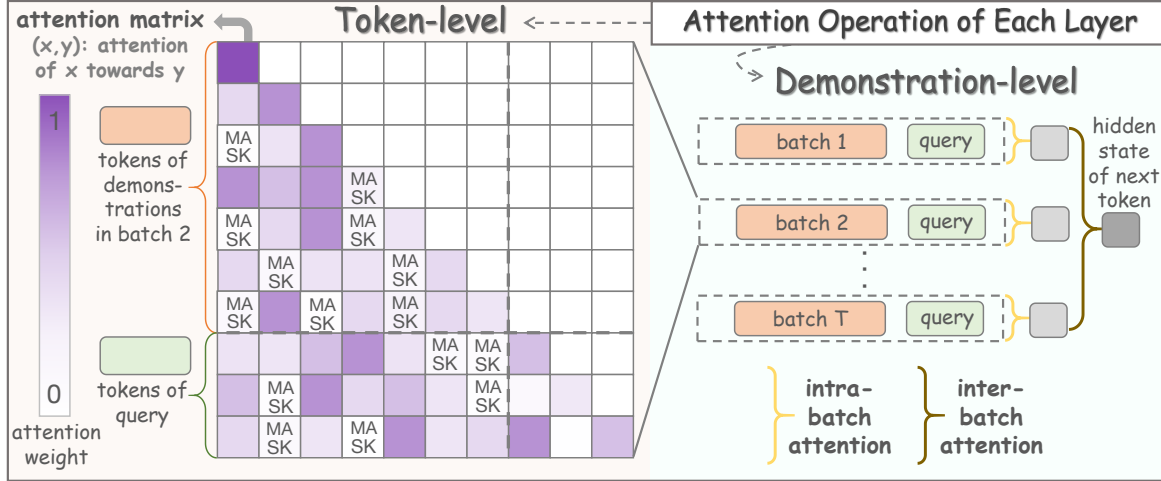


Figure 3: Overall illustration of FOCUSICL.

3.3 Experimental Evidence for Hypothesis

To validate our hypothesis, we first investigate whether the model attention towards the query decreases with the increase of demonstration number. To avoid potentially unreliable results caused by data contamination (Jiang et al., 2024), our exploratory experiments are conducted with longchat-7b-v1.5 (Li et al., 2023a) (32k context window) on the proposed COUNTA benchmark (See details in §5.1), which requires the model to **Count** the number of character ‘A’ in the five candidates. As shown in Figure 1, the average attention weight of model towards each token in the query decreases by scaling up the demonstration number, corresponding to Eq. (5).

We further explore how the model’s lack of attention towards the query affects the quality of the response. Specifically, we add several blank spaces at the end of each demonstration. This format maintains the ICL paradigm and the meaningless blank spaces will not introduce additional information. As shown in Figure 2, we find that more blank spaces disperse the model attention towards the query similar to the demonstrations, which in turn leads to a decline in accuracy. Based on the experiments above, we have confirmed our hypothesis.

4 Methodology

To mitigate the impact of LLMs’ attention being dispersed by many-shot demonstrations, we propose FOCUSICL. The core idea behind FOCUSICL is to allocate model attention to more important contents at token-level by triviality filtering (§4.1) and at demonstration-level by hierarchical attention (§4.2), as shown in Figure 3.

4.1 Triviality Filtering

Humans benefit from selectively ignoring irrelevant parts (trivialities) of demonstrations to avoid attention dispersion. In contrast, the standard attention mechanism of LLMs fails to completely ignore (assign zero attention weight to) trivialities and leverage the prior that the tokens of query are generally important, for which we propose triviality filtering operation. To predict response r for given query q , in each attention layer, we first calculate the attention scores s as follows:

$$s = h_r W_q \text{Cat}[\mathcal{D}_k; \mathcal{Q}_k]^\top \quad (7)$$

Instead of directly applying `softmax` on s like standard attention operation, we filter the trivialities in the demonstrations according to a pre-set threshold p in advance as follows:

$$\text{index} = \arg\{\text{index} | \text{count}(s \leq s_{\text{index}}) = p \times |s|\}$$

$$\text{mask}(s) = \begin{cases} -\text{INF}, & s_i \leq s_{\text{index}} \text{ and } i \in \text{demos} \\ 0, & \text{else} \end{cases}$$

$$\hat{h}_r = \text{softmax}(s + \text{mask}(s)) \text{Cat}[\mathcal{D}_v; \mathcal{Q}_v] \quad (8)$$

where \hat{h}_r is the outcome of h_r . By applying triviality filtering operation, useless parts of demonstrations are assigned zero attention weights thus LLMs can focus on leveraging relevant contents of the demonstrations to solve the current query. To achieve a broad impact, apart from r , we also apply triviality filtering operation on tokens belong to responses of demonstrations by autoregressively treating $\{(q_i, r_i)\}_{i=1}^{k-1}$ as demonstrations of (q_k, r_k) , $k \in [2, N]$.

4.2 Hierarchical Attention

When there are numerous examples, humans draw inspirations for problem-solving from different ex-

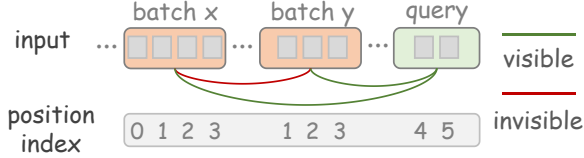


Figure 4: Input details of FOCUSICL.

amples separately and then integrate the insights to avoid distracting attention by focusing on too many examples simultaneously. Motivated by this, we introduce hierarchical attention mechanism for LLMs to learn from many-shot demonstrations while focusing on current query. We first split the demonstrations into T batches, where each one comprises B consecutive demonstrations. Without editing the token order, we change the position indexes to ensure that each batch is logically adjacent to the query (Figure 4). To ensure that batches are mutually invisible to each other, we use a mask matrix, allowing us to parallelly apply intra-batch attention within each batch i and query as follows:

$$\hat{h}_r^i, s^i = \text{TrivialityFiltering Att}(\mathbf{h}_{j \in \text{batch}_i \cup q}) \quad (9)$$

By controlling the batch size B , we can ensure that the model maintains enough attention towards the query within each batch. To further integrate insights from different batches, we conduct inter-batch attention as follows:

$$\hat{h}_r = \sum_{i=1}^T \hat{h}_r^i \times \frac{\sum_j e^{s_j^i}}{\sum_k \sum_j e^{s_j^k}} \quad (10)$$

The sum of the attention scores for all tokens within each batch can reflect the amount of useful information contained in that batch for the current query. Based on this, we calculate the weighted sum of \hat{h}_r^i to attain the final output of the attention layer.

4.3 Hyperparameter Searching

To efficiently find suitable values of filtering threshold p and batch size B for different LLMs and tasks, we propose a hyperparameter searching strategy as shown in Algorithm 1. By treating q_i as current query and $\mathcal{S}_{1:i-1}$ as demonstrations, the model perplexity¹ (ppl) of r_i can reflect the LLMs’ capability when demonstration number is $i - 1$ (lower ppl indicates better performance). Thus, we choose the p that yields the lowest average ppl and B that first leads an increasing trend in ppl as our hyperparameter choices. We generally set \mathcal{S}_p as

¹We don’t use accuracy because the accuracy obtained under teacher forcing will overestimate the model performance.

Algorithm 1 Hyperparameter Searching.

Require: Candidate filtering threshold set \mathcal{S}_p , LLM \mathcal{M}
 Demonstration set \mathcal{S}_{demos} , Demonstration number N
Ensure: Suitable filtering threshold p and batch size B
 1: $D(p, i) \leftarrow 0$ for $p \in \mathcal{S}_p, i \in [0, N - 1]$
 2: **for** $p \in \mathcal{S}_p$ **do**:
 3: **for** $i \leftarrow 1, 5$ **do**:
 4: $\mathcal{S}_{1:N} \leftarrow \text{RandomSelect}(\mathcal{S}_{demos}, N)$
 5: # calculate average ppl of responses in $\mathcal{S}_{1:N}$
 6: $ppl_{1:N} \leftarrow \mathcal{M}(\text{ICLFormat}(\mathcal{S}_{1:N}))$
 7: $D(p, j - 1) \leftarrow D(p, j - 1) + ppl_j$ for $j \in [1, N]$
 8: **end for**
 9: $D(p, i) \leftarrow D(p, i) + D(p, i + 1)$ for $i \in [0, N - 2]$
 10: $\bar{D}(p, i) \leftarrow D(p, i) - D(p, i - 2)$ for $i \in [2, N - 2]$
 11: **end for**
 12: $p \leftarrow \text{argmin}(p | \text{sum}(D(p)))$
 13: $B \leftarrow \text{argmin}(i | \bar{D}(p, i) > 0)$

$[0, 0.1, 0.2, 0.3, 0.4]$ and run each setting 5 times to stabilize the results, resulting in a total of 25 inference overhead for hyperparameter searching, which is relatively low compared with the thousands of evaluation samples.

5 Experiments

Centered around FOCUSICL, we will empirically demonstrate its performance on different LLMs and tasks in §5.2, verify whether it can help LLMs scale well with demonstration number in §5.3, and delve into its working mechanism in §5.4. We also investigate the choice of hyperparameters in Appendix §A.1.

5.1 Experimental Settings

Benchmarks We conduct experiments on the following benchmarks:

- **CSQA** (Talmor et al., 2019) is a high-quality benchmark for commonsense reasoning task.
- **PIQA** (Bisk et al., 2020) concentrates on testing physical commonsense answering ability.
- **CountA** is our proposed benchmark to avoid the impact of data contamination (Jiang et al., 2024), making experimental results more comprehensive and reliable. It requires the model to count the number of character ‘A’ in the five candidates.
- **ARC** (Clark et al., 2018) includes questions that require extensive knowledge and reasoning to answer.
- **GSM8K** (Cobbe et al., 2021) serves as a testbed for evaluating multi-step mathematical reasoning (chain-of-thought) ability.

We evaluate the LLMs on the test set of the datasets

Method	CSQA	PIQA	CountA	ARC	GSM8K	Avg.
ICL	47.58	57.42	79.04	62.43	9.93	51.28
EARLYSTOP	47.89	57.44	81.28	62.43	11.14	52.04
STRUCTICL	50.25	59.02	86.77	64.05	11.25	54.27
TRIVIALITY	48.97	58.65	85.68	63.13	11.00	53.49
FOCUSICL	50.70	60.83	91.94	64.55	12.28	56.06

Table 1: Accuracy (%) of LONGCHAT-7B-V1.5-32K with compared methods across benchmarks.

Method	CSQA	PIQA	CountA	ARC	GSM8K	Avg.
ICL	60.72	60.09	82.20	77.11	16.30	59.23
EARLYSTOP	61.36	60.20	82.20	78.14	17.44	59.87
STRUCTICL	61.44	61.81	84.78	78.05	17.12	60.64
TRIVIALITY	61.51	61.03	84.43	77.78	17.36	60.42
FOCUSICL	62.57	67.88	85.13	78.51	17.74	62.37

Table 2: Accuracy (%) of VICUNA-7B-V1.5-16K with compared methods across benchmarks.

above and use the training set as the demonstration candidate set \mathcal{S}_{demos} .

Baselines

- **ICL.** We use a unified ICL (Brown et al., 2020) input format for all the methods for fair comparisons, as shown in Appendix §E.
- **EARLYSTOP.** Zhao et al. (2023) proposes to pick the optimal demonstration number according to the performance on a validation set.
- **STRUCTICL.** Hao et al. (2022) share a similar idea with us of dividing demonstrations into batches. Differently, their designs focus on extending available context length.

Details We conduct experiments with three widely used long-context LLMs: LONGCHAT-7B-V1.5-32K (Li et al., 2023a), VICUNA-7B-V1.5-16K (Zheng et al., 2023) and LLAMA-3-8B-INSTRUCT (AI@Meta, 2024). We choose the maximum available number of demonstrations for evaluation based on the 40 GB memory of the A100 GPU (Table 9). The hyper parameter searching results are listed in Table 11. We use random sampling decoding strategy (T=0.1) and report the outcomes averaged over 5 runs (randomly selecting demonstrations) for credible results.

5.2 Main Results

Our main experimental results are presented in Tables 1, 2, and 3. The compared methods exhibit similar performance trends across different LLMs.

Method	CSQA	PIQA	CountA	ARC	GSM8K	Avg.
ICL	74.90	75.86	98.10	90.00	66.64	81.10
EARLYSTOP	75.54	77.09	98.10	90.47	71.21	82.48
STRUCTICL	75.12	77.05	98.16	90.70	69.43	82.09
TRIVIALITY	75.25	76.38	98.22	90.40	68.03	81.56
FOCUSICL	76.00	78.29	98.34	91.02	71.89	83.11

Table 3: Accuracy (%) of LLAMA-3-8B-INSTRUCT with compared methods across benchmarks.

Baselines Under most settings, EARLYSTOP outperforms ICL, consistent with the observations of Agarwal et al. (2024) and Zhao et al. (2023) that more demonstrations does not necessarily lead to better performance. Compared to EARLYSTOP which avoids the negative impact of attention dispersion by not introducing more demonstrations, STRUCTICL leverages all the given demonstrations through structured input to achieve slightly better performance.

Ours However, due to the lack of insights into the reasons behind performance degradation of ICL with more demonstrations, the baselines fail to maintain the model attention on critical input parts while fully leveraging all demonstrations. In contrast, by introducing triviality filtering operation and hierarchical attention mechanism to achieve the above vision, FOCUSICL outperforms the compared baselines, achieving an average of 5.2% (3.31 points) performance improvement over ICL across three LLMs. The results of the T-test also indicate that FOCUSICL is significantly superior to baselines, with a p-value less than 0.05. This validates the effectiveness and generalizability of FOCUSICL.

Ablations We also report the performance of only performing triviality filtering operation as an ablation study. The results show that FOCUSICL benefits 1.29 points improvement from the triviality filtering operation and 2.02 points improvement from the hierarchical attention mechanism.

Efficiency By performing hierarchical attention mechanism, demonstrations between different batches does not need direct interactions, which can save a significant amount of inference overhead. Assuming each demonstration has an average of L tokens, the overhead of attention operation between N demonstrations for ICL is:

$$Cost_{ICL} = N^2 L^2 \times \Delta \quad (11)$$

where Δ denotes a computational cost unit. The overhead for FOCUSICL with batch size as B is:

$$\begin{aligned} Cost_{\text{FOCUSICL}} &= \frac{N}{B}(BL)^2 \times \Delta \\ &= NBL^2 \times \Delta \end{aligned} \quad (12)$$

Therefore, the overhead ratio of FOCUSICL to ICL in encoding demonstrations is $B : N$ (N is generally several times larger than B), while the overhead in other aspects is roughly the same. This demonstrates the efficiency of FOCUSICL.

5.3 Scaling with More Demonstrations

The recent significant advancements in LLMs mainly stem from scaling up in dimensions of model size and training data size. However, given the limitations of computation resource and data production speed, we are in eager need of exploring other potential scaling dimensions to continuously enhance the performance of LLMs. As shown in Figure 5, the demonstration number is not a stable scaling dimension when applying ICL, as the performance can sometimes exhibit an inverse-scaling phenomenon with more demonstrations. In contrast, FOCUSICL enables LLMs to become stable many-shot learners by directing their attention to important contents, thereby achieving good scalability in the dimension of demonstration number.

It should be noted that we find the advantage of FOCUSICL over ICL continues to grow as the number of demonstrations increases. This means that if we have more resources to conduct experiments with more demonstrations, the advantage of FOCUSICL over ICL can be larger.

5.4 Working Mechanism of FOCUSICL

To gain a deeper understanding of the working mechanism of FOCUSICL, we explore it from aspects of attention and hidden state distributions, following the experimental settings in §3.3.

Attention Distribution The primary purpose of FOCUSICL is to prevent the model attention from being scattered by the increased demonstrations, thereby ensuring a proper understanding of key contents. Therefore, we observe the attention weights allocated by the model towards the query as the number of demonstrations increases. As shown in Figure 6, by ignoring unimportant parts of the demonstrations and introducing the hierarchical attention mechanism, FOCUSICL consistently maintains sufficient attention towards the query.

Hidden States Distribution We further investigate the distribution of the hidden states of the last input token at the penultimate model layer through Principal Component Analysis (PCA). Intuitively, the distribution of the hidden states of the last token mainly depends on the current problem to be solved and should be independent of the demonstration number. However, as shown in Figure 7, we find that the hidden states of ICL change systematically with an increasing number of demonstrations, whereas FOCUSICL does not exhibit such behavior. We think that the systematic decline in attention towards the query in ICL with an increasing number of demonstrations continuously affects the hidden states during response generation, thereby impacting the quality of the generated response. In contrast, FOCUSICL avoids this issue by maintaining sufficient attention to the query as shown above, ultimately benefiting from more demonstrations.

5.5 Further Discussion

Based on our existing insights and experimental results, we attempt to understand the divergent phenomena of ICL observed in previous studies where more demonstrations sometimes lead to better performance, while sometimes the opposite occurs. We think the main reason leading to the above phenomena comes from the double-edged sword effect of learning from more demonstrations: on the one hand, they can help the model better understand the task and increase the likelihood of finding useful knowledge; on the other hand, they might also distract the model, leading to insufficient attention and understanding of current query. We consider that two aspects can influence the balance between the two effects:

Weak models require more demonstrations to understand the task. As shown in Figure 5, we observe that the optimal number of demonstrations for LONGCHAT-7B-V1.5-32K is greater compared to the other two models across most benchmarks. Considering that its performance is also the worst, we believe the reason for the aforementioned situation is that weaker models require more demonstrations to help them better understand the task.

More demonstrations are needed when they have a closer relationship. We also notice that the LLMs are more demonstration-hungry on CountA compared to other benchmarks as shown in Figure 5. We analyze that the correlation between samples in other benchmarks is relatively

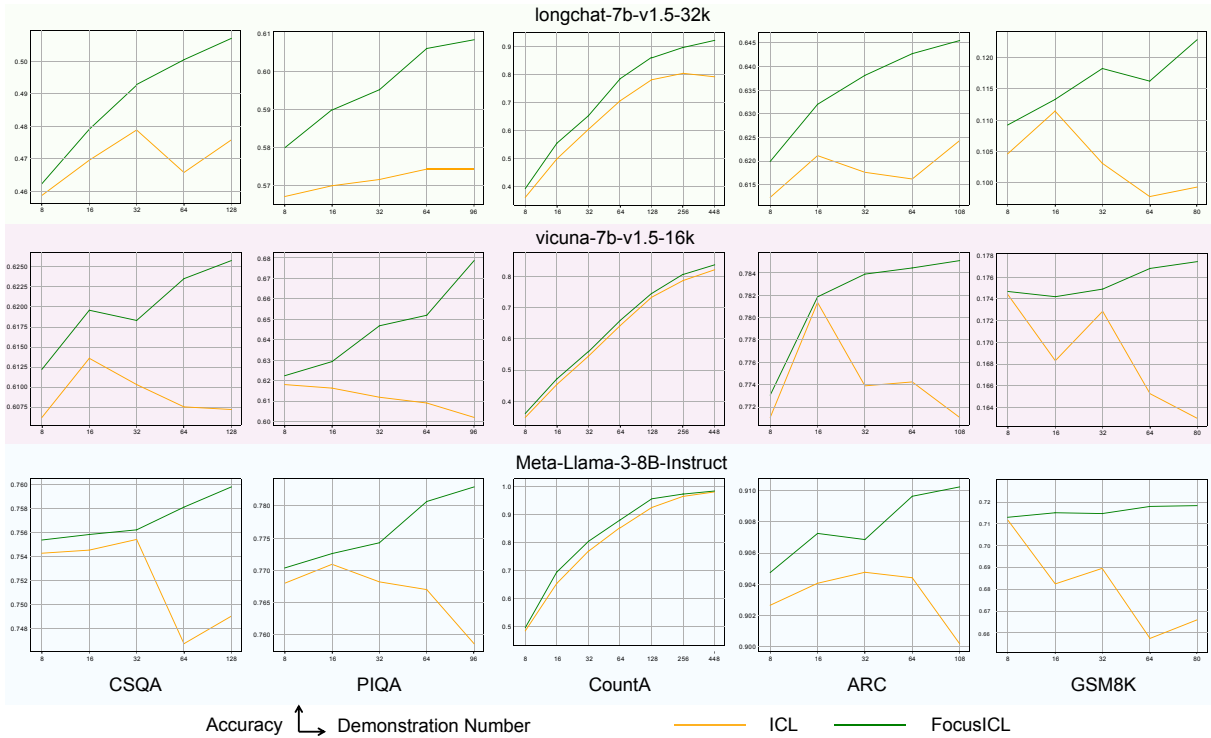


Figure 5: FOCUSICL helps different LLMs scale well with many-shot demonstrations compared with ICL.

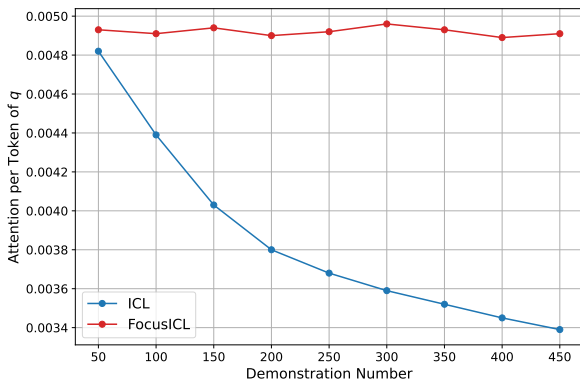


Figure 6: Average model attention towards token of q with varying demonstration numbers.

weak, and even a single demonstration is sufficient to clarify the task format. In contrast, the demonstrations in CountA are closely related, collectively determining what the task definition is. In this scenario, LLMs cannot discern the complete task information if only given a few demonstrations. To sum up, when the samples are closely related, the model needs more demonstrations to analyze the correlations among them, so as to better understand and complete the task.

6 Conclusions

Noticing that the performance of LLMs under many-shot ICL does not consistently improve with more demonstrations, we analyze and validate the

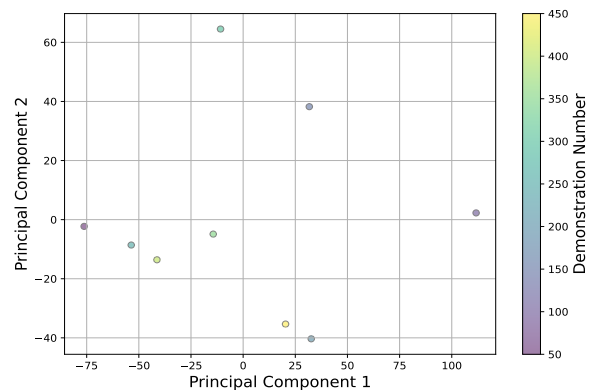
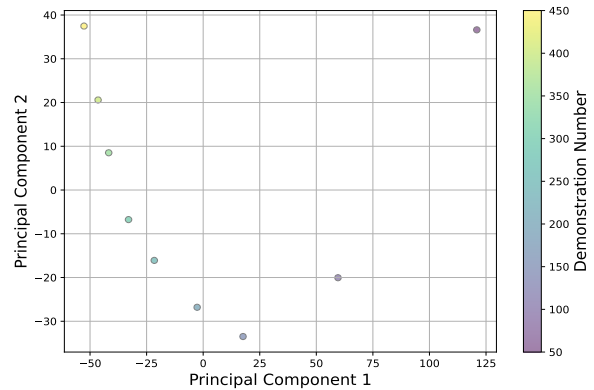


Figure 7: The PCA distribution results of the hidden states of the last input token from the penultimate layer of ICL (above) and FOCUSICL (below) with varying numbers of demonstrations.

underlying reason as follows: more demonstrations can disperse the model attention to critical con-

tents, resulting in an insufficient understanding of the query. Inspired by how humans learn from examples, we propose a training-free method FOCUSICL, which conducts triviality filtering at token-level and hierarchical attention at demonstration-level to rationally allocate model attention in each layer. Comprehensive experiments indicate that focused LLMs are stable many-shot learners, making demonstration number a possible scaling dimension for LLM-based AGI.

Limitations

From an objective perspective, we think there are two main limitations of this paper:

1. Although we have extended the demonstration number to nearly or even beyond 100, due to computational resource limitations, we are unable to conduct experiments with larger demonstration numbers. We will further verify the applicability of FOCUSICL with larger demonstration numbers in the future.
2. This work primarily discusses LLMs that apply the standard transformer decoder architecture. We look forward to further exploring the scaling performance with the demonstration number and the applicability of FOCUSICL on other variants of LLMs, such as the encoder-decoder architecture and sliding window attention, in the future.

Ethics Statement

All of the datasets used in this study were publicly available, and no annotators were employed for our data collection. We confirm that the datasets we used did not contain any harmful content and was consistent with their intended use (research). We have cited the datasets and relevant works used in this study.

References

- Rishabh Agarwal, Avi Singh, Lei M. Zhang, Bernd Bohnet, Stephanie C. Y. Chan, Ankesh Anand, Zaheer Abbas, Azade Nova, John D. Co-Reyes, Eric Chu, Feryal M. P. Behbahani, Aleksandra Faust, and Hugo Larochelle. 2024. [Many-shot in-context learning](#). *CoRR*, abs/2404.11018.
- AI@Meta. 2024. [Llama 3 model card](#).
- Ekin Akyürek, Dale Schuurmans, Jacob Andreas, Tengyu Ma, and Denny Zhou. 2023. [What learning algorithm is in-context learning? investigations](#)

[with linear models](#). In *The Eleventh International Conference on Learning Representations, ICLR 2023, Kigali, Rwanda, May 1-5, 2023*. OpenReview.net.

Amanda Bertsch, Maor Ivgi, Uri Alon, Jonathan Berant, Matthew R Gormley, and Graham Neubig. 2024. [In-context learning with long-context models: An in-depth exploration](#). *arXiv preprint arXiv:2405.00200*.

Yonatan Bisk, Rowan Zellers, Ronan Le Bras, Jianfeng Gao, and Yejin Choi. 2020. [PIQA: reasoning about physical commonsense in natural language](#). In *The Thirty-Fourth AAAI Conference on Artificial Intelligence, AAAI 2020, The Thirty-Second Innovative Applications of Artificial Intelligence Conference, IAAI 2020, The Tenth AAAI Symposium on Educational Advances in Artificial Intelligence, EAAI 2020, New York, NY, USA, February 7-12, 2020*, pages 7432–7439. AAAI Press.

Tom B. Brown, Benjamin Mann, Nick Ryder, Melanie Subbiah, Jared Kaplan, Prafulla Dhariwal, Arvind Neelakantan, Pranav Shyam, Girish Sastry, Amanda Askell, Sandhini Agarwal, Ariel Herbert-Voss, Gretchen Krueger, Tom Henighan, Rewon Child, Aditya Ramesh, Daniel M. Ziegler, Jeffrey Wu, Clemens Winter, Christopher Hesse, Mark Chen, Eric Sigler, Mateusz Litwin, Scott Gray, Benjamin Chess, Jack Clark, Christopher Berner, Sam McCandlish, Alec Radford, Ilya Sutskever, and Dario Amodei. 2020. [Language models are few-shot learners](#). In *Advances in Neural Information Processing Systems 33: Annual Conference on Neural Information Processing Systems 2020, NeurIPS 2020, December 6-12, 2020, virtual*.

Peter Clark, Isaac Cowhey, Oren Etzioni, Tushar Khot, Ashish Sabharwal, Carissa Schoenick, and Oyvind Tafjord. 2018. [Think you have solved question answering? try arc, the AI2 reasoning challenge](#). *CoRR*, abs/1803.05457.

Karl Cobbe, Vineet Kosaraju, Mohammad Bavarian, Mark Chen, Heewoo Jun, Lukasz Kaiser, Matthias Plappert, Jerry Tworek, Jacob Hilton, Reiichiro Nakano, Christopher Hesse, and John Schulman. 2021. [Training verifiers to solve math word problems](#). *CoRR*, abs/2110.14168.

Damai Dai, Yutao Sun, Li Dong, Yaru Hao, Shuming Ma, Zhifang Sui, and Furu Wei. 2023. [Why can GPT learn in-context? language models secretly perform gradient descent as meta-optimizers](#). In *Findings of the Association for Computational Linguistics: ACL 2023, Toronto, Canada, July 9-14, 2023*, pages 4005–4019. Association for Computational Linguistics.

Qingxiu Dong, Lei Li, Damai Dai, Ce Zheng, Zhiyong Wu, Baobao Chang, Xu Sun, Jingjing Xu, Lei Li, and Zhifang Sui. 2023. [A survey for in-context learning](#). *CoRR*, abs/2301.00234.

Hanyu Duan, Yixuan Tang, Yi Yang, Ahmed Abbasi, and Kar Yan Tam. 2023. [Exploring the relationship between in-context learning and instruction tuning](#). *CoRR*, abs/2311.10367.

- Yaru Hao, Yutao Sun, Li Dong, Zhixiong Han, Yuxian Gu, and Furu Wei. 2022. [Structured prompting: Scaling in-context learning to 1, 000 examples](#). *CoRR*, abs/2212.06713.
- Dan Hendrycks, Collin Burns, Saurav Kadavath, Akul Arora, Steven Basart, Eric Tang, Dawn Song, and Jacob Steinhardt. 2021. [Measuring mathematical problem solving with the MATH dataset](#). In *Proceedings of the Neural Information Processing Systems Track on Datasets and Benchmarks 1, NeurIPS Datasets and Benchmarks 2021, December 2021, virtual*.
- Danny Hernandez, Jared Kaplan, Tom Henighan, and Sam McCandlish. 2021. [Scaling laws for transfer](#). *CoRR*, abs/2102.01293.
- Kazuki Irie, Róbert Csordás, and Jürgen Schmidhuber. 2022. [The dual form of neural networks revisited: Connecting test time predictions to training patterns via spotlights of attention](#). In *International Conference on Machine Learning, ICML 2022, 17-23 July 2022, Baltimore, Maryland, USA*, volume 162 of *Proceedings of Machine Learning Research*, pages 9639–9659. PMLR.
- Minhao Jiang, Ken Ziyu Liu, Ming Zhong, Rylan Schaeffer, Siru Ouyang, Jiawei Han, and Sanmi Koyejo. 2024. [Investigating data contamination for pre-training language models](#). *CoRR*, abs/2401.06059.
- Dacheng Li, Rulin Shao, Anze Xie, Ying Sheng, Lianmin Zheng, Joseph Gonzalez, Ion Stoica, Xuezhe Ma, and Hao Zhang. 2023a. How long can context length of open-source llms truly promise? In *NeurIPS 2023 Workshop on Instruction Tuning and Instruction Following*.
- Yiwei Li, Shaoxiong Feng, Bin Sun, and Kan Li. 2022. [Diversifying neural dialogue generation via negative distillation](#). In *Proceedings of the 2022 Conference of the North American Chapter of the Association for Computational Linguistics: Human Language Technologies, NAACL 2022, Seattle, WA, United States, July 10-15, 2022*, pages 407–418. Association for Computational Linguistics.
- Yiwei Li, Shaoxiong Feng, Bin Sun, and Kan Li. 2023b. [Heterogeneous-branch collaborative learning for dialogue generation](#). In *Thirty-Seventh AAAI Conference on Artificial Intelligence, AAAI 2023, Thirty-Fifth Conference on Innovative Applications of Artificial Intelligence, IAAI 2023, Thirteenth Symposium on Educational Advances in Artificial Intelligence, EAAI 2023, Washington, DC, USA, February 7-14, 2023*, pages 13148–13156. AAAI Press.
- Yiwei Li, Peiwen Yuan, Shaoxiong Feng, Boyuan Pan, Bin Sun, Xinglin Wang, Heda Wang, and Kan Li. 2024a. [Turning dust into gold: Distilling complex reasoning capabilities from llms by leveraging negative data](#). In *Proceedings of the AAAI Conference on Artificial Intelligence*, volume 38, pages 18591–18599.
- Yiwei Li, Peiwen Yuan, Shaoxiong Feng, Boyuan Pan, Xinglin Wang, Bin Sun, Heda Wang, and Kan Li. 2024b. [Escape sky-high cost: Early-stopping self-consistency for multi-step reasoning](#). In *The Twelfth International Conference on Learning Representations, ICLR 2024, Vienna, Austria, May 7-11, 2024*. OpenReview.net.
- Hui Liu, Wenya Wang, Hao Sun, Chris Xing Tian, Chenqi Kong, Xin Dong, and Haoliang Li. 2024. [Unraveling the mechanics of learning-based demonstration selection for in-context learning](#). *CoRR*, abs/2406.11890.
- Yao Lu, Max Bartolo, Alastair Moore, Sebastian Riedel, and Pontus Stenetorp. 2022. [Fantastically ordered prompts and where to find them: Overcoming few-shot prompt order sensitivity](#). In *Proceedings of the 60th Annual Meeting of the Association for Computational Linguistics (Volume 1: Long Papers), ACL 2022, Dublin, Ireland, May 22-27, 2022*, pages 8086–8098. Association for Computational Linguistics.
- Ian R. McKenzie, Alexander Lyzhov, Michael Pieler, Alicia Parrish, Aaron Mueller, Ameya Prabhu, Euan McLean, Aaron Kirtland, Alexis Ross, Alisa Liu, Andrew Gritsevskiy, Daniel Wurgaft, Derik Kauffman, Gabriel Recchia, Jiacheng Liu, Joe Cavanagh, Max Weiss, Sicong Huang, The Floating Droid, Tom Tseng, Tomasz Korbak, Xudong Shen, Yuhui Zhang, Zhengping Zhou, Najoung Kim, Samuel R. Bowman, and Ethan Perez. 2023. [Inverse scaling: When bigger isn't better](#). *CoRR*, abs/2306.09479.
- Machel Reid, Nikolay Savinov, Denis Teplyashin, Dmitry Lepikhin, Timothy P. Lillicrap, Jean-Baptiste Alayrac, Radu Soricut, Angeliki Lazaridou, Orhan Firat, Julian Schrittwieser, Ioannis Antonoglou, Rohan Anil, Sebastian Borgeaud, Andrew M. Dai, Katie Millican, Ethan Dyer, Mia Glaese, Thibault Sottiaux, Benjamin Lee, Fabio Viola, Malcolm Reynolds, Yuanzhong Xu, James Molloy, Jilin Chen, Michael Isard, Paul Barham, Tom Hennigan, Ross McIlroy, Melvin Johnson, Johan Schalkwyk, Eli Collins, Eliza Rutherford, Erica Moreira, Kareem Ayoub, Megha Goel, Clemens Meyer, Gregory Thornton, Zhen Yang, Henryk Michalewski, Zaheer Abbas, Nathan Schucher, Ankesh Anand, Richard Ives, James Keeling, Karel Lenc, Salem Haykal, Siamak Shakeri, Pranav Shyam, Aakanksha Chowdhery, Roman Ring, Stephen Spencer, Eren Sezener, and et al. 2024. [Gemini 1.5: Unlocking multimodal understanding across millions of tokens of context](#). *CoRR*, abs/2403.05530.
- Ohad Rubin, Jonathan Herzig, and Jonathan Berant. 2022. [Learning to retrieve prompts for in-context learning](#). In *Proceedings of the 2022 Conference of the North American Chapter of the Association for Computational Linguistics: Human Language Technologies, NAACL 2022, Seattle, WA, United States, July 10-15, 2022*, pages 2655–2671. Association for Computational Linguistics.

- Bin Sun, Yitong Li, Fei Mi, Weichao Wang, Yiwei Li, and Kan Li. 2023. [Towards diverse, relevant and coherent open-domain dialogue generation via hybrid latent variables](#). In *Thirty-Seventh AAAI Conference on Artificial Intelligence, AAAI 2023, Thirty-Fifth Conference on Innovative Applications of Artificial Intelligence, IAAI 2023, Thirteenth Symposium on Educational Advances in Artificial Intelligence, EAAI 2023, Washington, DC, USA, February 7-14, 2023*, pages 13600–13608. AAAI Press.
- Alon Talmor, Jonathan Herzig, Nicholas Lourie, and Jonathan Berant. 2019. [Commonsenseqa: A question answering challenge targeting commonsense knowledge](#). In *Proceedings of the 2019 Conference of the North American Chapter of the Association for Computational Linguistics: Human Language Technologies, NAACL-HLT 2019, Minneapolis, MN, USA, June 2-7, 2019, Volume 1 (Long and Short Papers)*, pages 4149–4158. Association for Computational Linguistics.
- Johannes von Oswald, Eyvind Niklasson, Ettore Randazzo, João Sacramento, Alexander Mordvintsev, Andrey Zhmoginov, and Max Vladymyrov. 2023. [Transformers learn in-context by gradient descent](#). In *International Conference on Machine Learning, ICML 2023, 23-29 July 2023, Honolulu, Hawaii, USA*, volume 202 of *Proceedings of Machine Learning Research*, pages 35151–35174. PMLR.
- Xinglin Wang, Yiwei Li, Shaoxiong Feng, Peiwen Yuan, Boyuan Pan, Heda Wang, Yao Hu, and Kan Li. 2024. [Integrate the essence and eliminate the dross: Fine-grained self-consistency for free-form language generation](#). In *Proceedings of the 62nd Annual Meeting of the Association for Computational Linguistics (Volume 1: Long Papers), ACL 2024, Bangkok, Thailand, August 11-16, 2024*, pages 11782–11794. Association for Computational Linguistics.
- Xuezhi Wang, Jason Wei, Dale Schuurmans, Quoc V. Le, Ed H. Chi, Sharan Narang, Aakanksha Chowdhery, and Denny Zhou. 2023. [Self-consistency improves chain of thought reasoning in language models](#). In *The Eleventh International Conference on Learning Representations, ICLR 2023, Kigali, Rwanda, May 1-5, 2023*. OpenReview.net.
- Jason Wei, Yi Tay, Rishi Bommasani, Colin Raffel, Barret Zoph, Sebastian Borgeaud, Dani Yogatama, Maarten Bosma, Denny Zhou, Donald Metzler, Ed H. Chi, Tatsunori Hashimoto, Oriol Vinyals, Percy Liang, Jeff Dean, and William Fedus. 2022a. [Emergent abilities of large language models](#). *Trans. Mach. Learn. Res.*, 2022.
- Jason Wei, Xuezhi Wang, Dale Schuurmans, Maarten Bosma, Brian Ichter, Fei Xia, Ed H. Chi, Quoc V. Le, and Denny Zhou. 2022b. [Chain-of-thought prompting elicits reasoning in large language models](#). In *Advances in Neural Information Processing Systems 35: Annual Conference on Neural Information Processing Systems 2022, NeurIPS 2022, New Orleans, LA, USA, November 28 - December 9, 2022*.
- Jiacheng Ye, Zhiyong Wu, Jiangtao Feng, Tao Yu, and Lingpeng Kong. 2023. [Compositional exemplars for in-context learning](#). In *International Conference on Machine Learning, ICML 2023, 23-29 July 2023, Honolulu, Hawaii, USA*, volume 202 of *Proceedings of Machine Learning Research*, pages 39818–39833. PMLR.
- Peiwen Yuan, Shaoxiong Feng, Yiwei Li, Xinglin Wang, Boyuan Pan, Heda Wang, Yao Hu, and Kan Li. 2024a. [Poor-supervised evaluation for superllm via mutual consistency](#). In *Findings of the Association for Computational Linguistics ACL 2024*, pages 11614–11627.
- Peiwen Yuan, Shaoxiong Feng, Yiwei Li, Xinglin Wang, Boyuan Pan, Heda Wang, and Kan Li. 2024b. [Batcheval: Towards human-like text evaluation](#). *CoRR*, abs/2401.00437.
- Peiwen Yuan, Xinglin Wang, Shaoxiong Feng, Boyuan Pan, Yiwei Li, Heda Wang, Xupeng Miao, and Kan Li. 2024c. [Generative dense retrieval: Memory can be a burden](#). In *Proceedings of the 18th Conference of the European Chapter of the Association for Computational Linguistics, EACL 2024 - Volume 1: Long Papers, St. Julian's, Malta, March 17-22, 2024*, pages 2835–2845. Association for Computational Linguistics.
- Peiwen Yuan, Xinglin Wang, Jiayi Shi, Bin Sun, and Yiwei Li. 2023. [Better correlation and robustness: A distribution-balanced self-supervised learning framework for automatic dialogue evaluation](#). In *Advances in Neural Information Processing Systems 36: Annual Conference on Neural Information Processing Systems 2023, NeurIPS 2023, New Orleans, LA, USA, December 10 - 16, 2023*.
- Fei Zhao, Taotian Pang, Zhen Wu, Zheng Ma, Shujian Huang, and Xinyu Dai. 2023. [Dynamic demonstrations controller for in-context learning](#). *CoRR*, abs/2310.00385.
- Lianmin Zheng, Wei-Lin Chiang, Ying Sheng, Siyuan Zhuang, Zhanghao Wu, Yonghao Zhuang, Zi Lin, Zhuohan Li, Dacheng Li, Eric P. Xing, Hao Zhang, Joseph E. Gonzalez, and Ion Stoica. 2023. [Judging llm-as-a-judge with mt-bench and chatbot arena](#). In *Advances in Neural Information Processing Systems 36: Annual Conference on Neural Information Processing Systems 2023, NeurIPS 2023, New Orleans, LA, USA, December 10 - 16, 2023*.

A Additional Experimental Results

A.1 Hyperparameters

To investigate the influence of hyperparameters, we report the results of LONGCHAT-7B-V1.5-32K on GSM8K benchmark with varying hyperparameter settings.

Filtering Threshold As shown in Table 7, with the increase of filtering threshold p , the model’s performance first improves and then declines. This is because, when p is relatively small, the model benefits from ignoring unimportant content and focusing its attention on more beneficial parts. However, when p becomes larger, the model might overlook potentially useful information in the demonstrations, leading to a decrease in performance.

Batch Size As shown in Table 8, a similar inverted U-shaped curve phenomenon occurs when scaling the batch size while maintaining the overall demonstration number fixed. As the batch size decreases from 80, the model attention to the query continues to increase, which can lead to a certain improvement in model performance. However, when the batch size is too small, the model may fail to fully understand the task definition due to excessive lack of interaction between demonstrations, consistent with the findings of Bertsch et al. (2024).

Luckily, through our proposed hyperparameter searching strategy, we can efficiently attain suitable hyperparameters for the given tasks and LLMs.

A.2 Further Analyses of TRIVIALITY

When we identify tokens that are unhelpful for answering the current query through attention, TRIVIALITY directly masks them to prevent the model’s attention from being distracted. Another more intuitive approach is to filter out demonstrations with minimal attention. We compared these two methods, and the results are shown in the Table 4. It can be seen that TRIVIALITY, which operates at a finer granularity at the token level, achieves better results.

Additionally, we conducted the following experiments to further validate the motivation that tokens with low attention are unimportant and should be masked. We set the following settings below on CountA with LONGCHAT-7B-V1.5-32K:

- **No Masking.**

- **Masking 40% of tokens with the lowest attention.**
- **Masking 40% of tokens with the highest attention.**
- **Randomly masking 40% of tokens.**

The experimental results in Table 5 demonstrate the following: compared to No Masking, randomly masking reduces accuracy from 79.04% to 35.00%. Masking high-attention tokens leads the model to repeatedly output the word ‘nobody’, indicating a loss of problem-solving ability. Conversely, masking low-attention tokens significantly improves performance.

To further analyze the underlying reasons, we calculated the model’s perplexity across different settings. We found that random masking and masking high-attention tokens significantly increase model perplexity, likely due to the loss of critical token information. In contrast, masking low-attention tokens decreases model perplexity, indicating that filtering trivial tokens based on posterior attention information helps the model perform tasks more confidently.

Method	ICL	ICL-DROP	TRIVIALITY	FOCUSICL
Accuracy	9.93	10.79	11.00	12.28

Table 4: Accuracy (%) of different methods on GSM8K with LONGCHAT-7B-V1.5-32K. ICL-drop indicates the ICL method with dropping the 10 demonstrations with lowest average attention weights.

Method	Accuracy	PPL
No Masking	79.04	0.610
Mask Low-attention Tokens	85.68	0.572
Mask High-attention Tokens	0.00	10.921
Random Masking	35.00	1.636

Table 5: Accuracy (%) of different methods on GSM8K with LONGCHAT-7B-V1.5-32K.

A.3 FOCUSICL with Demonstrations Retrieval

Previous research (Rubin et al., 2022; Liu et al., 2024; Ye et al., 2023) have shown that selecting demonstrations relevant to the current query can enhance the performance of ICL. We investigated whether combining FOCUSICL with demonstration retrieval could yield better results. For simplicity, we used BERT embeddings rather than other complex retrieval methods (Yuan et al., 2024c) to

retrieve the most relevant demonstrations. We then compared the experimental results using both ICL and FocusICL, as shown in Table 6. Retrieving relevant demonstrations resulted in a 1.13% improvement for ICL and a 1.53% enhancement for FocusICL. This improvement is likely attributed to the hierarchical attention mechanism’s ability to more effectively utilize demonstrations with substantial informative content.

Method	ICL	FOCUSICL
Random Demonstrations	47.58	50.70
Relevant Demonstrations	48.71	52.23

Table 6: Accuracy (%) of different methods on CSQA with LONGCHAT-7B-V1.5-32K.

B Derivation Details

The derivation details of Equation (5) are as follows:

$$\begin{aligned}
& \text{output} \\
&= \text{Att}(\mathbf{h}_r \mathbf{W}_q, \text{Cat}[\mathbf{D}_k; \mathbf{Q}_k], \text{Cat}[\mathbf{D}_v; \mathbf{Q}_v]) \\
&= \text{softmax}(\mathbf{h}_r \mathbf{W}_q \text{Cat}[\mathbf{D}_k; \mathbf{Q}_k]^\top) \begin{bmatrix} \mathbf{D}_v \\ \mathbf{Q}_v \end{bmatrix} \\
&= \frac{\exp(\mathbf{h}_r \mathbf{W}_q \mathbf{Q}_k^\top) \mathbf{Q}_v + \exp(\mathbf{h}_r \mathbf{W}_q \mathbf{D}_k^\top) \mathbf{D}_v}{\sum_i \exp(\mathbf{h}_r \mathbf{W}_q \mathbf{D}_k^\top)_i + \sum_j \exp(\mathbf{h}_r \mathbf{W}_q \mathbf{Q}_k^\top)_j} \\
&= \frac{\sum_j \exp(\mathbf{h}_r \mathbf{W}_q \mathbf{Q}_k^\top)_j}{\sum_i \exp(\mathbf{h}_r \mathbf{W}_q \mathbf{D}_k^\top)_i + \sum_j \exp(\mathbf{h}_r \mathbf{W}_q \mathbf{Q}_k^\top)_j} \\
&\quad \times \frac{\exp(\mathbf{h}_r \mathbf{W}_q \mathbf{Q}_k^\top)}{\sum_j \exp(\mathbf{h}_r \mathbf{W}_q \mathbf{Q}_k^\top)_j} \mathbf{Q}_v \\
&\quad + \frac{\sum_i \exp(\mathbf{h}_r \mathbf{W}_q \mathbf{D}_k^\top)_i}{\sum_i \exp(\mathbf{h}_r \mathbf{W}_q \mathbf{D}_k^\top)_i + \sum_j \exp(\mathbf{h}_r \mathbf{W}_q \mathbf{Q}_k^\top)_j} \\
&\quad \times \frac{\exp(\mathbf{h}_r \mathbf{W}_q \mathbf{D}_k^\top)}{\sum_i \exp(\mathbf{h}_r \mathbf{W}_q \mathbf{D}_k^\top)_i} \mathbf{D}_v \\
&= \frac{\sum_j \exp(\mathbf{h}_r \mathbf{W}_q \mathbf{Q}_k^\top)_j}{\sum_i \exp(\mathbf{h}_r \mathbf{W}_q \mathbf{D}_k^\top)_i + \sum_j \exp(\mathbf{h}_r \mathbf{W}_q \mathbf{Q}_k^\top)_j} \\
&\quad \times \text{softmax}(\mathbf{h}_r \mathbf{W}_q \mathbf{Q}_k^\top) \mathbf{Q}_v \\
&\quad + \frac{\sum_i \exp(\mathbf{h}_r \mathbf{W}_q \mathbf{D}_k^\top)_i}{\sum_i \exp(\mathbf{h}_r \mathbf{W}_q \mathbf{D}_k^\top)_i + \sum_j \exp(\mathbf{h}_r \mathbf{W}_q \mathbf{Q}_k^\top)_j} \\
&\quad \times \text{softmax}(\mathbf{h}_r \mathbf{W}_q \mathbf{D}_k^\top) \mathbf{D}_v \\
&= (1 - \lambda(\mathbf{h}_r)) \text{softmax}(\mathbf{h}_r \mathbf{W}_q \mathbf{Q}_k^\top) \mathbf{Q}_v \\
&\quad + \lambda(\mathbf{h}_r) \text{softmax}(\mathbf{h}_r \mathbf{W}_q \mathbf{D}_k^\top) \mathbf{D}_v \\
&= (1 - \lambda(\mathbf{h}_r)) \underbrace{\text{Att}(\mathbf{h}_r \mathbf{W}_q, \mathbf{Q}_k, \mathbf{Q}_v)}_{\text{outcome from } \mathbf{q}} \\
&\quad + \lambda(\mathbf{h}_r) \underbrace{\text{Att}(\mathbf{h}_r \mathbf{W}_q, \mathbf{D}_k, \mathbf{D}_v)}_{\text{outcome from } \mathbf{demos}},
\end{aligned} \tag{13}$$

Filtering Threshold	0.0	0.1	0.2	0.3	0.4
FOCUSICL	11.90	12.28	12.03	12.05	11.88

Table 7: Accuracy (%) of LONGCHAT-7B-V1.5-32K when applying FOCUSICL with varying filtering threshold and batch size as 8.

Batch Size	2	4	8	16	80
FOCUSICL	10.46	10.99	12.28	11.45	11.00

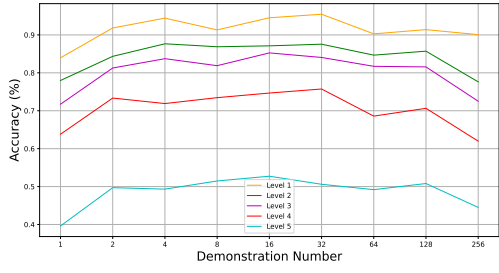
Table 8: Accuracy (%) of LONGCHAT-7B-V1.5-32K when applying FOCUSICL with varying batch sizes and filtering threshold as 0.1. It should be noted that the overall demonstration number is fixed as 80.

where:

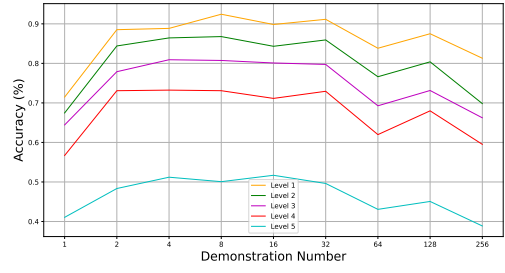
$$\lambda(\mathbf{h}_r) = \frac{\sum_i \exp(\mathbf{h}_r \mathbf{W}_q \mathbf{D}_k^\top)_i}{\sum_i \exp(\mathbf{h}_r \mathbf{W}_q \mathbf{D}_k^\top)_i + \sum_j \exp(\mathbf{h}_r \mathbf{W}_q \mathbf{Q}_k^\top)_j} \tag{14}$$

C Inverse-scaling Phenomena with Gemini

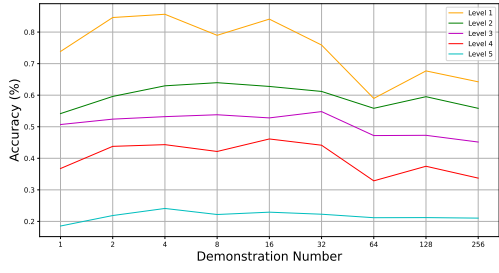
Due to the limitations of computational resources and the unavailability of closed-source models, our experiments are primarily conducted on 7-8B open source LLMs. However, by utilizing APIs, we additionally explore the performance changes of more powerful models as the number of demonstrations increased, further validating the generalizability of the argument that LLMs are not stable many-shot learners. We choose to experiment with GEMINI 1.5 PRO for its long available context window (1M tokens). We test GEMINI 1.5 PRO on MATH benchmark (Hendrycks et al., 2021), which contains 7 subsets with 5 difficulty levels that can thoroughly evaluating the math reasoning abilities of LLMs. We use greedy searching decoding strategy with and report the outcomes averaged over 5 runs for credible results. As shown in Figure 8, obvious inverse-scaling phenomenon appears in 5 out of 7 subsets, with Precalculus and Intermediate Algebra as exceptions. This validates the generalizability of the argument that LLMs are not stable many-shot learners. Meanwhile, we observe that across different difficulty levels, GEMINI 1.5 PRO presents similar performance changing trends. Figure 8 clearly shows such phenomenon. This indicates that the task difficulty does not affects the optimal demonstration number of certain task.



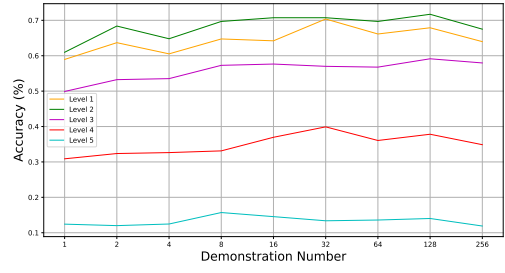
(a) Algebra



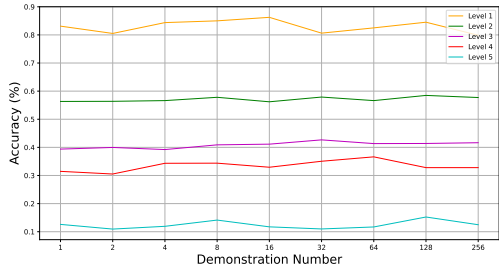
(b) Prealgebra



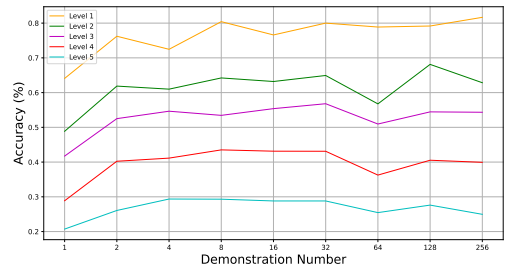
(c) Counting and Probability



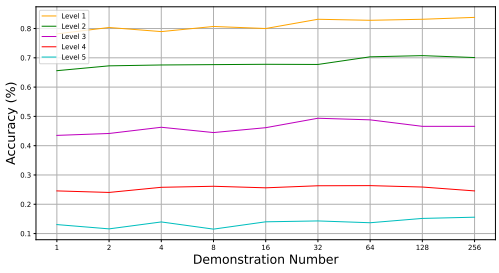
(d) Geometry



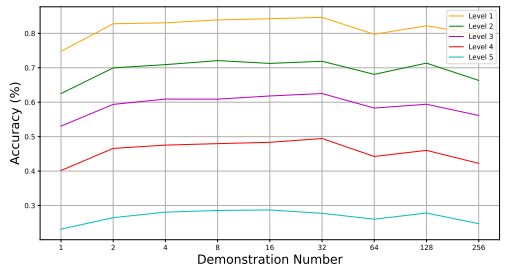
(e) Intermediate Algebra



(f) Number Theory



(g) Precalculus



(h) Average

Figure 8: Performance of Gemini on different subset of MATH with varying demonstration numbers.

D Further Discussions

FocusICL can be seen as a method that achieves performance gains through increased computation (more demonstrations). Similar approaches include Self-Consistency (Wang et al., 2023, 2024; Li et al., 2024b,a) and Chain-of-Thought (Wei et al., 2022b). In our experiments, we have confirmed that the

gains brought by FOCUSICL are decoupled from those of Chain-of-Thought. We will further explore the interplay between FOCUSICL and other methods in the future.

We tested the performance of FOCUSICL in tasks such as QA and inference in the experimental section. In the future, we will delve into exploring

Method	CSQA	PIQA	CountA	ARC	GSM8K
N	128	96	448	108	80

Table 9: The total demonstration number N of different benchmarks in our experiments.

Method	CSQA	PIQA	CountA	ARC	GSM8K
Training size	9741	16113	3000	2241	7473
Testing size	1221	1838	1000	567	1319

Table 10: Benchmark Statistics.

the application of FOCUSICL in evaluation (Yuan et al., 2024b,a, 2023) and dialogue (Li et al., 2022; Sun et al., 2023; Li et al., 2023b) tasks.

E Prompt Template

The following is a template ICL input format when demonstration number is 2.

Human: I'm getting warm because I increased the thermostat in my bedroom. What might I be doing soon? Answer Choices: (a) feeling comfortable (b) overheat (c) increase of temperature (d) pleasure (e) starting fire

Assistant: A

Human: Where might I hear and see information on current events? Answer Choices: (a) internet (b) television (c) newspaper (d) book (e) radio

Assistant: B

Human: If somebody buys something and gives it to me as a free gift, what is the cost status of the gift? Answer Choices: (a) deadly (b) imprisoned (c) paid for (d) expensive (e) in prison

Assistant:

Model	LONGCHAT-7B		VICUNA-7B		LLAMA-3-8B	
	-V1.5-32K	-V1.5-16K	-V1.5-32K	-V1.5-16K	-INSTRUCT	-INSTRUCT
Params	p	B	p	B	p	B
CSQA	0.1	32	0.2	16	0.4	32
PIQA	0.1	32	0.1	8	0.4	2
CountA	0.4	112	0.4	224	0.4	112
ARC	0.4	16	0.4	0.1	0.4	12
GSM8K	0.1	8	0.1	8	0.4	8

Table 11: The results of hyperparameter searching strategy across varying tasks and LLMs.