

Exploring 5G Network Performance: Comparison of Inner and Outer City Areas in Phetchaburi Province

Phisit Pornpongtechavanich¹, Therdpong Daengsi²

¹Department of Information Technology, Faculty of Industry and Technology, Rajamangala University of Technology Rattanakosin Wang Klai Kangwon Campus, Prachuap Khiri Khan, Thailand

²Department of Sustainable Industrial Management Engineering, Faculty of Engineering, Rajamangala University of Technology Phra Nakhon, Bangkok, Thailand

Article Info

Article history:

Received month dd, yyyy

Revised month dd, yyyy

Accepted month dd, yyyy

Keywords:

Quality of Service

Digital tourism

Download

Upload

Field test

ABSTRACT

The advancement of 5G technology has transformed various aspects of life, including tourism, by enabling people worldwide to communicate and travel with ease. Traveling to different places and countries is now seamless, removing language barriers and facilitating easy access to information on culture, accommodation, and tourist attractions. Additionally, access to applications that facilitate quicker language translation further enhances the travel experience. Phetchaburi Province holds significant importance as a global tourist destination. UNESCO has recognized Phetchaburi as a member of the UNESCO Creative Cities Network (UCCN), comprising one of 49 cities worldwide acknowledged for their creative city initiatives. Phetchaburi Province stands as the 5th city in Thailand to receive this designation. This research investigated 5G performance in Phetchaburi Province, both the inner and outer city, focusing on download and upload speeds. The results indicate that there is widespread 5G coverage throughout Phetchaburi Province, including urban and rural areas, especially for the 5G network with a good performance provided by one of the mobile network operators. In addition, the statistical analysis reveals differences in 5G performances between the inner city and the outer city of Phetchaburi Province, particularly for download speeds (p -value < 0.001).

This is an open access article under the [CC BY-SA](https://creativecommons.org/licenses/by-sa/4.0/) license.



Corresponding Author:

Therdpong Daengsi

Department of Sustainable Industrial Management Engineering, Faculty of Engineering, Rajamangala University of Technology Phra Nakhon, Bangkok, Thailand

1381 Pracharat Road 1, Wong Sawang Subdistrict, Bang Sue District, Bangkok 10800

Email: therdpong.d@rmupt.ac.th

1. INTRODUCTION

The data on the usage of 5G networks in Thailand has increased, as reported by the statistical data from the Office of the National Broadcasting and Telecommunications Commission. The National Telecommunications Commission (NBTC) stated in its latest report in May 2023 that there was a total of 52,160,445 mobile internet users, with a domestic bandwidth of 13,996.605 Gbps and an international bandwidth of 22,321.252 Gbps [1]. The high demand for 5G services in Thailand underscores their necessity for both the general public and businesses across various industries. With the advent of 5G mobile communications, Thailand has transitioned towards leveraging technology to foster national development. This includes its application in diverse sectors such as tourism, agriculture, industrial operations, education, healthcare, and more [2]. Additionally, the integration of 5G applications into homes has facilitated the concept of smart homes, enabling functionalities like remote door control, management of household appliances, lighting, security systems, and other innovations [3]. In the concept of smart cities, a network of interconnected

traffic lights and sensors, for instance, detects vehicle movements, surpassing traditional time-based systems. Moreover, applications extend to surveillance through closed-circuit cameras (CCTV), facial analysis systems, car license plate reading systems, and even industrial applications like the Industrial Internet of Things (IIoT). The 5G system consists of three main components: 1) the 5G access network (5G Access Network: 5G-AN), 2) the core network (5G Core Network: 5GC), and 3) User Equipment (UE) [4]. Each component is deemed crucial to the system's operation. 5G is a rapidly developing technology that supports a wide range of wireless applications and makes use of a single-band antenna tuned to a particular resonance frequency [5-6].

In Thailand, the performance of 5G networks has been studied using field tests at BTS Skytrain stations along the Sukhumvit Line. The findings revealed an average download speed of 240.3 Mbps, an average upload speed of 87.3 Mbps, a latency of 19 ms, a jitter time of 8 ms, and a loss of 0.299 percent, respectively. It has been proposed to expand the scope of the study to include provincial areas to gain insights into the promotion and development of 5G networks by service providers in Thailand [7]. Factors influencing the use of network services encompass quality, stability, high speed, and coverage of network service areas [8]. Enhancing the efficiency of 5G network coverage in provincial areas is imperative for furthering economic expansion across various provinces.

Phetchaburi Province holds significance as a prominent tourist destination, recognized by the Educational, Scientific, and Cultural Organization of Thailand and designated by the United Nations Educational, Scientific, and Cultural Organization (UNESCO) as a City of Gastronomy in 2021, part of the UNESCO Creative Cities Network (UCCN). It joins 48 other cities worldwide in this distinction. Phetchaburi Province marks the fifth Thai city to be recognized in the Creative Cities Network, following Phuket (2015), Chiang Mai (2017), Sukhothai, and Bangkok (2019) [9]. The influx of tourists to Phetchaburi province remains substantial, comprising both Thai and foreign visitors. In 2022, Thai tourists numbered 10,670,442, marking a 19.36% increase from the previous year, while foreign tourists totaled 149,024 representing a staggering 198.46% increase. Revenue generated from Thai tourists amounted to 31,075.36 million baht, indicating a 28.48% rise from 2021, while revenue from foreign tourists reached 1,258.99 million baht, marking a remarkable 506.92% increase from the previous year [10]. This percentage represents a significant increase compared to the previous year, especially concerning the influx of foreigners visiting Phetchaburi province.

Therefore, advanced technology is imperative for elevating the level of tourism in Phetchaburi province, to make it more modern and accommodating for tourists from diverse linguistic and cultural backgrounds. Particularly, the 5G internet signal is another crucial factor in accessing information about key tourist attractions and facilitating communication during travel. Additionally, it is utilized for language translation to interact with the local community. For this reason, the research has focused on a comparative assessment of the efficiency of 5G networks in terms of downloading and uploading data within the inner city and outer city of Phetchaburi province. This study is significant as in-depth analyses of 5G Performance have not been conducted in this province before. The study employed three applications to assess the quality of 5G provided by two major mobile network operators (MNOs). The findings from this study reveal the actual download and upload speeds provided by these operators in Phetchaburi province. The methods and tools applied in this study can be used for further research in other provinces in Thailand and other cities worldwide, which is one of the contributions of this study.

This article has the following structure: After an Introduction section, Section 2 presents the background information, including literature reviews. Then, Sections 3 and 4 present the methodology and the results and analysis, respectively. Finally, Section 5 presents the discussion and conclusion.

2. BACKGROUND

2.1. Overview on 5G

The 5th generation mobile network, or 5G for short, is a system that has the ability to support communications and services, including text, sound, images, and animations [11], as well as supporting the use of broadband internet for users to access services and various applications, including multimedia communications (e.g., IP telephony, and online gaming [12-13]), along with being able to process large amount of data with only a small amount of processing time [14]. Because of this, it is crucial for businesses to compete with one another in offering a high quality of service (QoS) in order to satisfy customer needs. In Thailand, there are two main providers of 5G network services. Both companies use 2600 MHz 5G spectrum and a few bands to deliver commercial services while adhering to 5G network standards [7][15]. Regulations have been established. These can be summarized as shown in Figure 1. Along with meeting the needs of the majority of people, these 5G specifications will also support applications in various industries, [16] such as 1-10Gbps connections to the endpoint, round-trip delays of 1ms end-to-end latency, 1,000x bandwidth per unit area, 10-100x number of connected devices, 99.999% perceived availability, perceived coverage of 100%, a 90% reduction in network energy consumption, and up to ten years of battery life for low-power machine-type devices [17], etc.

2.2. Literature review

Many researchers have conducted extensive research on 5G, focusing on its efficiency, quality, service provision, and other aspects of the technology in their respective countries. All research is centered on the efficiency of 5G as a wireless network, which can be summarized as shown in Table 1 [7], [18-33]. One can see that many research studies have focused on 5G performance. However, most were conducted in Western countries. Therefore, there is a rationale for analyzing the data obtained from the field tests in Phetchaburi Province, Thailand.

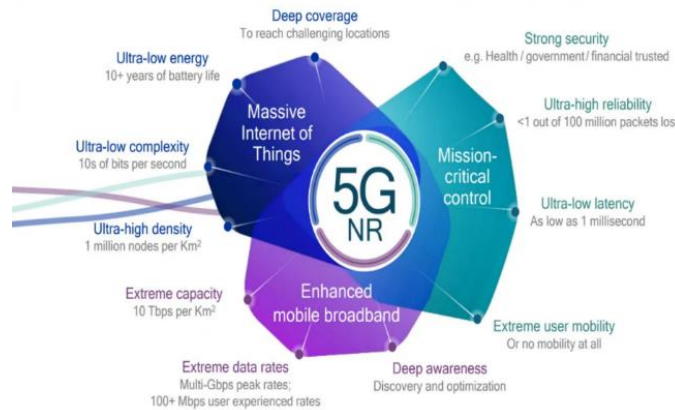


Figure 1. 5G Network Requirements [16]

Table 1. Related Works

Ref.	Study of research	Network			Tools	Country
		4G	5G	6G		
[7]	Analyzing 5G performance (using data from Opensignal application) at 60 BTS Skytrain stations in Bangkok.		✓		Mobile Phones	Thailand
[18]	An analysis comparing 4G and 5G network design, performance, frequency spectrum bands, multiplexing methods, and applications.	✓	✓		Mobile Phones	Romania
[19]	Enhancing the proactive policy effectiveness of 5G networks in the EU.		✓	✓	Data Analysis	Italy
[20]	Techno-economic comparison of cost models for software-protected networks (Cognitive Radio) and software-defined networks (SDN) in 5G networks.		✓		Create a Model	Greece
[21]	Comparing information on beamforming, latency, MIMO, bandwidths, and signal strengths.	✓	✓		Mobile Phones	Ecuador
[22]	Performance Comparison of Private and Public Blockchains of 5G Networks.		✓		Signal Comparison	Russia
[23]	To compare the industrial IoT's data download performance.		✓	✓	Mobile Phones	Finland
[24]	Comparison between 5G indoor signals in the 3.6-GHz and 26-GHz bands.		✓		Simulations System	Finland
[25]	Develop an improved AODV protocol solution for MANETs used in 5G to be utilized as a routing algorithm to find 5G QoS paths.		✓		Develop solutions and algorithms	Vietnam
[26]	Predicting the demand for indoor 5G connectivity in locations such as university campuses.		✓		Forecast	Finland
[27]	Information comparison: RSRP, RSRQ, and SINR depending on signal coverage in 4G LTE Network and 5G New Radio regions.	✓	✓		Mobile Phones	Nigeria
[28]	Performance testing of the Downlink throughput, Uplink throughput, Latency, and Packet loss of 5G wireless networks.		✓		Lab test simulation	Sweden
[39]	5G performance evaluation by comparing the 5G waveforms including OFDM, UFMC, FBMC, and GFDM.		✓		specified situations/tools	France
[30]	The study examined the latency and throughput performance of 4G and 5G signals in Chicago and Miami in a variety of conditions, including outdoor, indoor-outdoor, and extreme temperatures.	✓	✓		Mobile Phone	USA
[31]	Review of 5G network issues, such as the open issues, research challenges, channel estimation, multi-carrier modulation, and 5G applications.		✓		Literature Review	India
[32]	Comparative study of 5G speeds in the heart of Phetchaburi province Thailand.		✓		Mobile Phones	Thailand
[33]	Performance measurement of 4G and 5G networks, LTE, NB-IoT, and 5G NR connectivity.	✓	✓		Mobile Phones	Italy

3. METHODOLOGY

In order to assess the performance of 5G networks in Phetchaburi province provided by two operators, hereafter called Oper-X and Oper-Y, which are the major MNOs in Thailand that cover more than 90 million mobile subscribers in total, the research methods, , in this study were divided into three phases, as shown in Figure 2.

Phase 1: involves studying, analyzing, and synthesizing documents and research at the national and international levels related to the performance of 4G, 5G, and 6G networks between 2018 and 2024. This phase aims to summarize the findings, analyze data from 34 research papers as presented in the Introduction and Background sections, and subsequently design the research process for Phase 2.

Phase 2: involves designing a data collection methodology utilizing a portable mobile device, specifically the Vivo V23e 5G. It is equipped with a chipset capable of connecting to 5G Dual Mode (SA/NSA) simultaneously on both SIM cards (Dual 5G SIM), and a graphics processing unit (GPU) Mali-G57 MC2. It operates with 8GB of RAM and runs on the Android operating system. It is powered by 12 chipsets and an Octa-Core processor. This mobile phone is the same phone as mentioned in [7]. This data collection design aimed to gather the data, consisting of download and upload speeds from 5G networks provided by Oper-X and Oper-Y. The data gathering was conducted at various significant places or locations, covering the inner city of Phetchaburi and the outer city in the late Q1/2023. The inner city (See Figure 3) consisted of 11 important places: Wat Kamphaeng Laeng, Wat Yai Suwannaram, Wang Ban Puen, Tham Khao Luang, Wat Khoi, Sanam Luang Phetchaburi, Wat Tumklaeb, Khao Wang, Wat Pranon, Wat Khao Ban Dai It, and Wat Mahathat Worawihan. The outer city (see Figure 3), consisted of 14 important places, including Wat Nerancharam, Puek Tian Beach, Wat Nai Pak Ta le, Wat Khao Takrao, Khao Nang Panthurat, Chao Samran Beach, Wat Nok Pak Ta Le, Cha-am Beach, Wat Phet Suwan, Pu Chak-Saphan Yok, Nana Sirindhorn, Cha-am Forest Park, Naresuan Camp, and Wat Nai Klang. Three mobile applications were used to test speed, consisting of nPerf, Opensignal, and Speedtest, as in [7]. Data collection was conducted using these three mobile applications, with field tests at many significant tourist attractions in Phetchaburi province. These applications were utilized to evaluate 5G performance at three test points per place with two rounds (one in the morning and one in the afternoon). Each field test at each place was randomly conducted between 08:00 am and 06:00 pm.

Phase 3: This step involved data collection from Phase 2, which comprised a total of 900 items (450 items from Oper-X and 450 items from Oper-Y). The data were processed and calculated for average download and upload speeds, before conducting the statistical analysis, as shown in Figure 2. The results and the analysis are presented in the next section.



Figure 2. Overview of the processes in this study

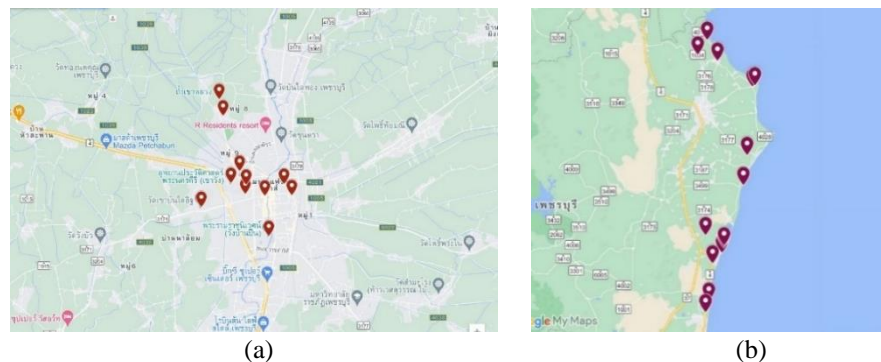


Figure 3. Important tourist attractions in Phetchaburi (a) within the inner city and (b) within the outer city

4. RESULTS AND ANALYSIS

4.1. Results of overall speeds

As shown in Figure 4(a), the results depict the collected 5G data in terms of downloading. Data were collected from a total of 25 locations, comprising one morning round and one afternoon round at each location. The testing duration was between 08:00 and 18:00. The data analysis showed that the Speedtest on the Oper-X network exhibited an average download speed of 175.6 Mbps, while on the Oper-Y network, it was 49.1 Mbps. For the nPerf application, the Oper-X network showed an average download speed of 146.9 Mbps, compared to 48.1 Mbps on the Oper-Y network. Lastly, the Opensignal application recorded an average download speed of 153.6 Mbps on the Oper-X network and 46.6 Mbps on the Oper-Y network. Figure 4(b) presents the results of the 5G data collected in terms of uploading. The data analysis showed that the Speedtest on the Oper-X network exhibited an average upload speed of 31.7 Mbps, while on the Oper-Y network, it was 16.2 Mbps. The nPerf application using the Oper-X network showed an average upload speed of 23.0 Mbps,

compared to 13.4 Mbps on the Oper-Y network. Lastly, the Opensignal application recorded an average upload speed of 27.4 Mbps on the Oper-X network and 17.0 Mbps on the Oper-Y network.

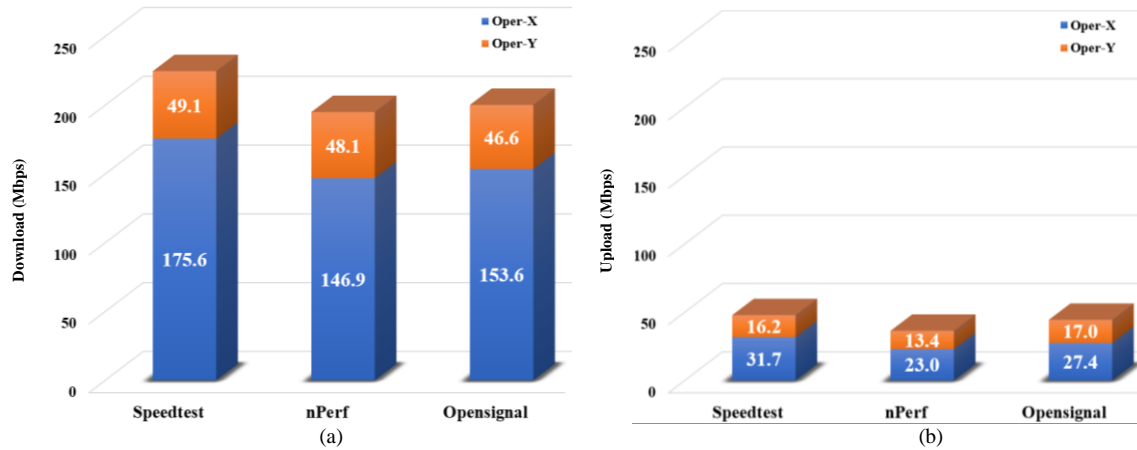


Figure 4. 5G speeds obtained from three applications in Phetchaburi (a) Download speeds (b) Upload speeds

4.2. Results of 5G data speeds at specific locations within the inner city of Phetchaburi

As presented in Table 2, the results depict the downloading and uploading data of 5G networks within the inner city of Phetchaburi, encompassing a total of 11 locations. The analysis of the data for each location, as presented in the table, provides information on the average values obtained from collecting data from all three applications and averaging them for each location. The data reveal that within the inner city of Phetchaburi, the Oper-X network exhibited an average download speed of 196.4 ± 67.8 Mbps and an upload speed of 26.6 ± 11.0 Mbps. Conversely, the Oper-Y network recorded an average download speed of 68.7 ± 47.9 Mbps and an upload speed of 16.0 ± 11.4 Mbps. The average from both MNOs, the average download and upload speeds are 132.6 ± 57.8 Mbps and 21.3 ± 11.2 Mbps, respectively. Notably, Wat Khoi demonstrated the highest download speed, followed by Sanam Luang Phetchaburi. Sanam Luang Phetchaburi showed the highest upload speed, followed by Wat Khoi.

4.3. Results of 5G data speeds at specific locations within the outer city of Phetchaburi

As presented in Table 3, the results of the download and upload data speeds of 5G networks outside the inner city of Phetchaburi, encompassing a total of 14 locations, are presented. The data has been analyzed separately for each location, as depicted in the table, providing insights into the performance in each area. It is evident from the information that in the outer city of Phetchaburi, across the 14 locations, the Oper-X network recorded an average download speed of 129.1 ± 72.6 Mbps and an upload speed of 28.0 ± 14.4 Mbps. While the average download speed for the Oper-Y network, was 31.5 ± 21.1 Mbps, with an upload speed of 15.1 ± 8.6 Mbps. The averages for both operators were download and upload speeds of 80.3 ± 46.8 Mbps and 21.5 ± 11.5 Mbps, respectively. In addition, Wat Nai Klang emerged as the location with the highest download speed, followed by Naresuan Camp, respectively. Chao Samran Beach exhibited the highest upload speed, followed by Pu Chak-Saphan Yok, as illustrated in the Table 3.

4.4. Results of the Analysis

After obtaining the data on the download and upload speeds provided by 5G network operators from the test files within both the inner and outer areas of Phetchaburi, a statistical analysis using the t-Test technique was conducted on the basis of eight hypotheses. The results of the analysis are presented in Table 4.

H1: The download speeds via 5G provided by Oper-X and Oper-Y within the inner city are the same or not.

H2: The download speeds via 5G provided by Oper-X and Oper-Y within the outer city are the same or not.

H3: The upload speeds via 5G provided by Oper-X and Oper-Y within the inner city are the same or not.

H4: The upload speeds via 5G provided by Oper-X and Oper-Y within the outer city are the same or not.

H5: The download speeds via 5G within the inner city and the outer city provided by Oper-X are the same or not.

H6: The download speeds via 5G within the inner city and the outer city provided by Oper-Y are the same or not.

H7: The upload speeds via 5G within the inner city and the outer city provided by Oper-X are the same or not.

H8: The upload speeds via 5G within the inner city and the outer city provided by Oper-Y are the same or not.

Table 4 is an analysis of the data utilizing a t-Test statistical technique to analyze the data speeds provided by 5G networks regarding downloading and uploading within the inner and outer city of Phetchaburi. The analysis of the hypotheses in each aspect can be summarized as follows:

• H1 and H2 show that the p-values are less than 0.001. This means that the download speeds within the inner and outer city of Phetchaburi provided by Oper-X network are significantly better than Oper-Y network.

• H3 and H4 show that the p-values are less than 0.001, which is consistent with the results for H1 and H2. This means that the upload speeds within the inner and outer city of Phetchaburi provided by Oper-X network are significantly higher than those of the Oper-Y network.

• H5 and H6 show that the p-values are less than 0.001. This means that the download speeds within the inner city of Phetchaburi provided by each MNO are significantly better than those in the outer city.

Table 2. Results of data download and upload via 5G networks within the inner city of Phetchaburi

Place	Download (Mbps)		Upload (Mbps)	
	Oper-X	Oper-Y	Oper-X	Oper-Y
Wat Kamphaeng Laeng	234.8 ± 58.91	161.6 ± 103.72	25.7 ± 7.6	18.2 ± 10.3
Wat Yai Suwannaram	180.4 ± 56.55	45.2 ± 18.87	35.2 ± 10.8	22.7 ± 12.7
Wat Pranon	160.1 ± 63.45	141.3 ± 83.35	28.5 ± 15.0	26.1 ± 12.1
Wat Khoi	351.4 ± 60.75	63.2 ± 13.19	58.4 ± 28.2	16.2 ± 6.2
Wat Khao Ban Dai It	158.7 ± 140.33	26.2 ± 21.65	18.6 ± 11.3	14.6 ± 12.0
Wat Mahathat Worawihan	266.5 ± 89.09	25.0 ± 9.08	29.5 ± 14.5	7.2 ± 6.7
Wang Ban Puen	281.5 ± 58.21	30.0 ± 12.08	26.4 ± 9.0	11.5 ± 10.7
Tham Khao Luang	19.0 ± 7.27	14.0 ± 14.23	6.6 ± 6.4	3.0 ± 3.8
Wat Tumklaeb	121.8 ± 80.40	28.1 ± 13.94	5.3 ± 3.9	14.8 ± 10.9
Sanam Luang Phetchaburi	245.3 ± 60.22	155.7 ± 146.59	49.4 ± 9.0	34.5 ± 29.9
Khao Wang	140.7 ± 70.74	65.7 ± 90.03	9.1 ± 5.8	7.7 ± 9.7
Average	196.4 ± 67.8	68.7 ± 47.9	26.6 ± 11.0	16.0 ± 11.4
	132.6 ± 57.8		21.3 ± 11.2	

Table 3. Results of data download and upload via 5G networks within the outer city of Phetchaburi

Place	Download (Mbps)		Upload (Mbps)	
	Oper-X	Oper-Y	Oper-X	Oper-Y
Chao Samran Beach	81.0 ± 41.4	31.2 ± 21.6	49.1 ± 21.6	19.5 ± 8.5
Puek Tian Beach	48.1 ± 26.2	8.6 ± 5.4	25.3 ± 15.1	6.2 ± 3.2
Cha-am Beach	120.0 ± 120.1	32.2 ± 26.7	29.7 ± 18.2	20.6 ± 5.5
Wat Neranchararam	20.0 ± 11.9	15.9 ± 9.8	18.7 ± 9.9	12.9 ± 6.8
Pu Chak-Saphan Yok	159.1 ± 173.6	24.8 ± 9.3	43.4 ± 19.8	21.2 ± 7.9
Khao Nang Panthurat	88.5 ± 71.0	22.1 ± 11.7	9.9 ± 6.9	10.4 ± 5.0
Cha-am Forest Park	198.9 ± 88.1	19.5 ± 10.2	27.5 ± 18.3	8.6 ± 8.5
Nana Sirindhorn	179.8 ± 104.2	20.3 ± 12.8	29.1 ± 16.7	11.3 ± 11.5
Naresuan Camp	207.0 ± 68.1	65.7 ± 62.5	24.0 ± 14.3	14.6 ± 14.8
Wat Khao Takrao	102.1 ± 30.7	7.0 ± 4.3	15.8 ± 6.8	6.2 ± 2.7
Wat Nai Klang	321.0 ± 7.3	73.5 ± 65.5	37.1 ± 11.8	15.6 ± 11.0
Wat Phet Suwan	127.5 ± 130.3	30.5 ± 23.6	32.1 ± 14.5	18.3 ± 15.0
Wat Nok Pak Ta Le	79.6 ± 43.1	67.7 ± 24.3	21.2 ± 15.9	29.6 ± 16.6
Wat Nai Pak Ta le	74.7 ± 37.0	22.70 ± 7.5	28.6 ± 11.7	16.5 ± 3.2
Average	129.1 ± 72.6	31.5 ± 21.1	28.0 ± 14.4	15.1 ± 8.6
	80.3 ± 46.82		21.53 ± 11.49	

Table 4. Analyzed results

Hypothesis	t-Test	p-value	Results
H1	7.486	<0.001	Significant
H2	7.849	<0.001	Significant
H3	3.611	<0.001	Significant
H4	6.508	<0.001	Significant
H5	3.731	<0.001	Significant
H6	3.389	<0.001	Significant
H7	0.489	0.626	Insignificant
H8	0.453	0.651	Insignificant

Remark: p-value < 0.05 means significant with 95% confidence interval

• However, H7 and H8 show that the p-values are 0.626 and 0.651, respectively. This means that there is no significant difference between the upload speeds within the inner and outer city of Phetchaburi provided by each of the mobile network operators.

5. DISCUSSION

After conducting this study and analyzing the results, several issues need to be considered:

• This study is similar to [32], as the data utilized were from the same source. However, this study advances beyond [33] by covering not only the field tests within the inner city of Phetchaburi, but also those

within the outer city, including several important tourist attractions. Furthermore, this study includes results and analysis from not only the nPerf application, but also the Speedtest and Opensignal applications.

- When compared to the average download and upload speeds of 132.6 Mbps and 21.3 Mbps, respectively, from the inner city, and the average download and upload speeds of 80.3 Mbps and 21.5 Mbps, respectively, from the outer city of Phetchaburi, these speeds are lower than the average download and upload speeds of 140.4 Mbps and 52.0 Mbps, respectively, from field tests in Bangkok as reported in [7].

- Comparing the overall average download speed of 132.6 Mbps from the inner city field tests to the overall average download speed of 80.3 Mbps from the outer city field tests (as shown in Tables 2-3), it is evident that the speeds from the inner city tests were higher than those from the outer city tests. This suggests that the mobile network operators provide a higher quality of service to users within the inner city.

- However, when comparing the overall average upload speed of 21.3 Mbps from the inner city tests to the overall average upload speed of 21.5 Mbps from the outer city tests (as shown in Tables 2-3), it is apparent that the speeds are almost the same. This indicates that mobile network operators provide a similar quality of service to users in both the inner and outer city.

- According to the statistical analysis of the hypotheses shown in Table 4, the results confirm significant differences in all aspects of download speeds (p -values < 0.05). However, there is no significant difference in upload speeds between the inner and outer city provided by the same mobile network operator (p -values > 0.05).

- This paper may be the first to present an in-depth study and analysis of 5G performance within Phetchaburi Province. Therefore, the information revealed in this paper should be considered by operators to improve their 5G networks and services in the future, particularly in the rural areas outside the city.

6. CONCLUSION

This study shows the status of 5G coverage in a city in Thailand. Data gathered in 2023 showed that, within the inner city of Phetchaburi, the 5G mobile network provided by Oper-X had average download and upload speeds of 196.4 Mbps and 26.6 Mbps, respectively, while the 5G network provided by Oper-Y had average download and upload speeds of 68.7 Mbps and 16.0 Mbps, respectively. Furthermore, outside the inner city of Phetchaburi, the 5G mobile network provided by Oper-X had average download and upload speeds of 129.1 Mbps and 28.0 Mbps, respectively, whereas the 5G network provided by Oper-Y had average download and upload speeds of 31.5 Mbps and 15.1 Mbps, respectively. This study demonstrates that Phetchaburi Province, one of the UNESCO Creative Cities, has sufficient 5G area coverage, as 5G signals provided by the two major 5G mobile network operators cover all important tourist attractions and locations. This means that internet connectivity is available and meets the needs of both visitors, including foreigners and local users in this province, especially at key tourist sites within and outside the inner city of Phetchaburi.

Despite the differing performance of the two 5G mobile networks, the data analysis in this research provides valuable insights for considering future signal improvements by the mobile network operators, especially Oper-Y, in Phetchaburi Province. Therefore, Oper-Y should consider the results from this study for their network improvement. Meanwhile, the NBTC—the regulator—may verify whether the performance of the 5G network meets the required service levels. Last but not least, since this study was conducted Phetchaburi, a province in southern Thailand, it can serve as an example for 5G field tests. Specifically, the methods, tools, and processes described in this paper can be utilized to study other cities to assess the performance of mobile networks in those areas. Nonetheless, this study did not cover other QoS metrics, including reference signal received power (RSRP), reference signal received quality (RSRQ), signal-to-noise ratio (SNR), latency, jitter, and packet loss. These should be considered for study in future work.

CONFLICT OF INTEREST

The authors declare that there is no conflict of interest.

ACKNOWLEDGEMENTS









Thanks to Rajamangala University of Technology Rattanakosin and Rajamangala University of Technology Phra Nakhon, for supporting this study. Thanks to Jutharat Inseenan and Assoc. Prof. Dr. Pongpisit Wuttidittachotti for collecting and sharing the data. Lastly, thanks to Peter Bint for English editing.

REFERENCES

- [1] NBTC, *Report on the results of a survey of Thai internet data*, NBTC, 2023, <https://www.nbt.go.th/Services.aspx> (In Thai)
- [2] S. F. Jabbar, N. S. Mohsin, J. F. Tawfeq, P. S. JosephNg, and A. L. Khalaf, "A novel data offloading scheme for QoS optimization in 5G based internet of medical things," *Bulletin of Electrical Engineering and Informatics*, vol. 12, no. 5, pp. 3124-3133, doi: 10.11591/eei.v12i5.5069.
- [3] X. Li, Y. Zhang, H. Zhu, Y. Wang and J. Huang, "A multi-dimensional trust attestation solution in 5G-IoT," *Digital Communications and Networks*, doi: 10.1016/j.dcan.2023.10.003.

- [4] P. Wuttidittachotti, and P. Pornpongtechavanich, "Service-Based Architecture of Core Network Architecture for 5G Technology," *The National Broadcasting and Telecommunications Commission Journal*, vol. 6, no. 6, pp. 327–348, 2022.
- [5] M. Kadu, R. Pawase, P. Chitte, and V. S. Ubale, "Compact dual-band antenna design for sub-6 GHz 5G application," *Bulletin of Electrical Engineering and Informatics*, vol. 13, no. 3, pp. 1656-1666, doi: 10.11591/eei.v13i3.7521.
- [6] V. R. Nag, and M. Sarvagya, "Review Paper on Different Dual Band Printed Slot Antenna for 5G Wireless Communication," *International Journal of Informatics and Communication Technology (IJ-ICT)*, vol. 7, no. 3, pp. 105-110, 2018, doi: 10.11591/ijict.v7i3.pp105-110.
- [7] T. Daengsi, P. Sriamorntrakul, S. Chatchalermpon, and K. Phanrattanachai, "Revisiting 5G quality of service in Bangkok metropolitan region: BTS Skytrain station areas," *Bulletin of Electrical Engineering and Informatics*, vol. 13, no. 4, pp. 2555-2565, doi: 10.11591/eei.v13i4.7337.
- [8] O. O. Erunkulu, A. M. Zungeru, C. K. Lebekwe, M. Mosalaosi and J. M. Chuma, "5G Mobile Communication Applications: A Survey and Comparison of Use Cases," in *IEEE Access*, vol. 9, pp. 97251-97295, 2021, doi: 10.1109/ACCESS.2021.3093213.
- [9] Phetchaburicreativity, *Phetchaburi, UNESCO Creative City of Culture*, Phetchaburicreativity, 2024, <https://www.phetchaburicreativity.com/>
- [10] Ministry of Tourism and Sports, *Domestic Tourism Statistics: Classify by region and province 2023*, MOTS, 2024, <https://www.mots.go.th/news/category/705>
- [11] S. S. Tyokighir, J. Mom, K. E. Ukhurebor, and G. Igwue, "New developments and trends in 5G technologies: applications and concepts," *Bulletin of Electrical Engineering and Informatics*, vol. 13, no. 1, pp. 254-263, doi: 10.11591/eei.v13i1.6032.
- [12] P. Pornpongtechavanich and T. Daengsi, "Video telephony - quality of experience: a simple QoE model to assess video calls using subjective approach," *Multimedia Tools and Applications*, vol. 78, no. 22, 2019, doi: 10.1007/s11042-019-07928-z.
- [13] P. Pornpongtechavanich, P. Wuttidittachotti, and T. Daengsi, "QoE modeling for audiovisual associated with MOBA game using subjective approach," *Multimed. Tools Appl.* vol.81, pp. 37763–37779, 2022, doi: 10.1007/s11042-022-12807-1
- [14] ITU, *5G - Fifth generation of mobile technologies*, ITU, <https://www.itu.int/en/mediacentre/backgrounders/Pages/5G-fifth-generation-of-mobile-technologies.aspx>
- [15] Magora, *Preparing for 5G Networks: How New 5G Technology will Change*, Magora, <https://magora-systems.com/5g-network/>
- [16] V. Nikitha, M. K. D. S., "Future Tech 5g Virtual Zero Latency," *International Journal of Informatics and Communication Technology (IJ-ICT)*, vol. 5, no. 3, pp. 106-110, 2016.
- [17] Electronicsnotes, *5G Requirements for the next generation Mobile Wireless System*, Electronicsnotes, <https://www.electronics-notes.com/articles/connectivity/5g-mobile-wireless-cellular/requirements.php>
- [18] G. Barb and M. Otesteanu, "4G/5G: A Comparative Study and Overview on What to Expect from 5G," *2020 43rd International Conference on Telecommunications and Signal Processing (TSP)*, Milan, Italy, 2020, pp. 37-40, doi: 10.1109/TSP49548.2020.9163402.
- [19] P. L. Parcu, A. R. Pisarkiewicz, C. Carrozza, and N. Innocenti, "The future of 5G and beyond: Leadership, deployment and European policies," *Telecommunications Policy*, vol. 47, no 9, 2023, 102622, ISSN 0308-5961, doi: 10.1016/j.telpol.2023.102622.
- [20] C. Bouras, A. Kollia, and E. Maligianni, "Techno-economic Comparison of Cognitive Radio and Software Defined Network (SDN) Cost Models in 5G Networks," *Wireless Personal Communications*, vol. 114, pp. 1403–1430, 2020, doi: 10.1007/s11277-020-07426-8.
- [21] R. Haro-Báez, B. P. Motoche, C. I. Rosero, D. A. Villamarin and D. S. Benítez, "Comparison between the physical layer of the 4G and 5G standards," *2021 IEEE CHILEAN Conference on Electrical, Electronics Engineering, Information and Communication Technologies (CHILECON)*, Valparaíso, Chile, 2021, pp. 1-6, doi: 10.1109/CHILECON54041.2021.9702888.
- [22] I. R. Fedorov, A. V. Pimenov, G. A. Panin, and S. V. Bezzateev, "Blockchain Technology in 5G Networks: Performance Comparison of Private and Public Blockchains," *Automatic Control and Computer Sciences*, Vol. 56, No. 8, pp. 1025–1029, 2022, doi:10.1007/s11277-020-07426-8.
- [23] R. Maldonado, A. Karstensen, G. Pocovi, A. A. Esswie, C. Rosa, O. Alanen, M. Kasslin, and T. Kolding, "Comparing Wi-Fi 6 and 5G Downlink Performance for Industrial IoT," in *IEEE Access*, vol. 9, pp. 86928-86937, 2021, doi: 10.1109/ACCESS.2021.3085896.
- [24] K. B. Shashika Manosha, K. Hiltunen, M. Matinmikko-Blue and M. Latva-Aho, "Performance Comparison of Alternative Indoor 5G Micro-Operator Deployments in 3.6-GHz and 26-GHz Bands," in *IEEE Transactions on Cognitive Communications and Networking*, vol. 5, no. 4, pp. 886-899, Dec. 2019, doi: 10.1109/TCCN.2019.2929151.
- [25] L. H. Binh, and T. T. Duong, "An improved method of AODV routing protocol using reinforcement learning for ensuring QoS in 5G-based mobile ad-hoc networks," *ICT Express*, vol. 10, no 1, pp. 97-103, 2024, doi: 10.1016/j.icte.2023.07.002.
- [26] V. Kulkarni, J. Walia, H. Hämmäinen, S. Yrjölä, M. Matinmikko-Blue, and R. Jurva, "Local 5G services on campus premises: scenarios for a make 5G or buy 5G decision," *Digital Policy, Regulation and Governance*, vol. 23, no. 4, pp. 337-354, 2021, doi: 10.1108/DPRG-12-2020-0178
- [27] J. Isabona, C. C. Ugochukwu, A. L. Imoize and N. Faruk, "An Empirical Comparative Analysis of 4G LTE Network and 5G New Radio," *2022 5th Information Technology for Education and Development (ITED)*, Abuja, Nigeria, 2022, pp. 1-5, doi: 10.1109/ITED56637.2022.10051243.
- [28] M. Rajiullah, G. Caso, A. Brunstrom, J. Karlsson, S. Alfredsson, and O. Alay, "CARL-W: a Testbed for Empirical Analyses of 5G and Starlink Performance," in *3rd ACM Workshop on 5G and Beyond Network Measurements, Modeling, and Use Cases (5G-MeMU '23)*, New York, NY, USA, 2023, pp. 1-7, doi: 10.1145/3609382.3610510
- [29] R. Gerzaguet, N. Bartzoudis, L.G. Baltar, et al., "The 5G candidate waveform race: a comparison of complexity and performance," *J Wireless Com Network*, vol. 13, 2017, doi: 10.1186/s13638-016-0792-0.
- [30] M. I. Rochman, V. Sathya, D. Fernandez, N. Nunez, A. S. Ibrahim, W. Payne, and M. Ghosh, "A comprehensive analysis of the coverage and performance of 4G and 5G deployments," *Computer Networks*, vol. 237, no. 110060, 2023, doi: 10.1016/j.comnet.2023.110060.
- [31] N. Shaik, and P.K. Malik, "A comprehensive survey 5G wireless communication systems: open issues, research challenges, channel estimation, multi carrier modulation and 5G applications," *Multimed Tools Appl.* vol. 80, pp. 28789–28827, 2021, doi: 10.1007/s11042-021-11128-z
- [32] J. Inseenan, P. Wuttidittachotti, and T. Daengsi, "A Comparative Study of the Internet Speeds Provided by 5G Networks : Case of the Major Tourist Attractions in the District of Phetchaburi Province," *Proceedings of the 7th RMUTP Conference on Engineering and Technology*, Bangkok, Thailand, 2023, pp 1-5. (In Thai)
- [33] K. Kousias et al., "A Large-Scale Dataset of 4G, NB-IoT, and 5G Non-Standalone Network Measurements," in *IEEE Communications Magazine*, vol. 62, no. 5, pp. 44-49, May 2024, doi: 10.1109/MCOM.011.2200707.

BIOGRAPHIES OF AUTHORS

	<p>Phisit Pornpongtechavanich    is an Assistant Professor in the Faculty of Industry and Technology, Rajamangala University of Technology Rattanakosin, Wang Klai Kangwon Campus (RMUTR_KKW). In 2012, he received his Bachelor of Technology degree in information technology from RMUTR_KKW. He obtained a scholarship and then received a Master of Science in information technology from KMUTNB in 2014 and a Ph.D. in Information and Communication Technology for Education in 2023. His research interests include security, Deep Learning, AI, IoT, VoIP quality measurement, QoE/QoS, Mobile Networks, and Multimedia Communications. He can be contacted at email: phisit.kha@rmutr.ac.th. (Note: he is also the co-corresponding author for this paper.)</p>
	<p>Therdpong Daengsi    is an Assistant Professor in the Faculty of Engineering, RMUTP. He received a B.Eng. in Electrical Engineering from KMUTNB in 1997. He received a Mini-MBA Certificate in Business Management and M.Sc. in Information and Communication Technology from Assumption University in 2006 and 2008, respectively. Finally, he received Ph.D. in Information Technology from KMUTNB in 2012. He also obtained certificates including Avaya Certified Expert – IP Telephony and ISO27001. With 19 years of experience in the telecom business sector, he has also worked as an independent academic for a short period before being a full-time lecturer at present. His research interests include QoS/QoE, mobile networks, multimedia communication, telecommunications, cybersecurity, data science, and AI. He can be contacted by email: therdpong.d@rmutp.ac.th.</p>