

ON THE HELIUM CONTENT OF GALACTIC GLOBULAR CLUSTERS VIA THE R PARAMETER ^a

^aBASED ON OBSERVATIONS WITH THE NASA/ESA *HUBBLE SPACE TELESCOPE*, OBTAINED AT THE SPACE TELESCOPE SCIENCE INSTITUTE, WHICH IS OPERATED BY AURA, INC., UNDER NASA CONTRACT NAS5-26555, AND ON OBSERVATIONS RETRIEVED FROM THE ESO ST-ECF ARCHIVE.

M. ZOCCALI¹, S. CASSISI^{2,3}, G. BONO⁴, G. PIOTTO¹, R. M. RICH⁵ S. G. DJORGOVSKI⁶

1. Dipartimento di Astronomia, Università di Padova, vicolo dell'Osservatorio 5, 35122 Padova; zoccali@pd.astro.it,

piotto@pd.astro.it

2. Osservatorio Astronomico di Collurania, via M. Maggini, 64100 Teramo; cassisi@astrte.te.astro.it

3. Max-Planck-Institut für Astrophysik, Karl-Schwarzschild-Str. 1, 85740 Garching b. Munich, Germany

4. Osservatorio Astronomico di Roma, Via Frascati 33, 00040 Monte Porzio Catone, Italy; bono@coma.mporzio.astro.it

5. Department of Physics and Astronomy, Division of Astronomy and Astrophysics, University of California, Los Angeles, CA 90095-1562; rmr@astro.ucla.edu

6. California Institute of Technology, MS 105-24, Pasadena, CA 91125; george@astro.caltech.edu

Draft version October 23, 2018

ABSTRACT

We estimate the empirical R parameter in 26 Galactic Globular Clusters (GGCs) covering a wide metallicity range, imaged by WFPC2 on board the Hubble Space Telescope. The improved spatial resolution permits a large fraction of the evolved stars to be measured and permits accurate assessment of radial population gradients and completeness corrections. In order to evaluate both the He abundance and the He to metal enrichment ratio, we construct a large set of evolutionary models by adopting similar metallicities and different He contents. We find an absolute He abundance which is lower than that estimated from spectroscopic measurements in HII regions and from primordial nucleosynthesis models. This discrepancy could be removed by adopting a $^{12}\text{C}(\alpha, \gamma)^{16}\text{O}$ nuclear cross section about a factor of two smaller than the canonical value, although also different assumptions for mixing processes can introduce systematic effects.

The trend in the R parameter toward solar metallicity is consistent with an upper limit to the He to metal enrichment ratio of the order of 2.5. Detailed calculations of central He-burning times as a function of the HB morphology suggest that He lifetimes for hot HB stars are on average $\approx 20\%$ longer than for RR Lyrae and red HB stars. Therefore, the increase in the empirical R values of metal-poor clusters characterized by blue HB morphologies is due to an increase in the HB lifetime and not due to an increase in the He abundance.

Subject headings: globular clusters: general – stars: abundances – stars: evolution – stars: horizontal branch

1. INTRODUCTION

The He abundance is fundamental in several astrophysical problems. Big bang nucleosynthesis models supply tight predictions on the primordial He content, and therefore empirical estimates of this parameter are crucial for constraining their plausibility (Hogan, Olive, & Scully 1997). At the same time, stellar evolutionary and pulsational models do require the assumption of a He to metal enrichment ratio $\Delta Y/\Delta Z$ in order to reproduce the observed properties of both metal-poor and metal-rich stellar structures (Bono et al. 1997a). Observational constraints on this parameter can improve the accuracy of several theoretical observables, and in particular of stellar yields predicted by Galactic chemical evolution models (Tsujiimoto et al. 1997; Pagel & Portinari 1998).

One of the most widely used methods for *measuring* the He abundance is to measure fluxes of nebular emission lines in planetary nebulae (Peimbert 1995) or in extragalactic H II regions (Pagel et al. 1992; Izotov, Thuan, & Lipovetsky 1997; Olive, Steigman, & Skillman 1997). Independent estimates based on high signal-to-noise measurements of He abundance give very similar results ($Y = 0.23 - 0.24$), thus suggesting that the empirical uncertainties are quite small. However, by adopting detailed radiative transfer calculations of H and He, Sasselov & Goldwirth (1995) supported the evidence that current He measurements could be affected by large systematic errors. The He content can also be obtained by direct spectroscopic

measurements in hot Horizontal Branch (HB) stars. Unfortunately, these stars are affected by gravitational settling and by radiation levitation (Michaud et al. 1983; Moehler et al. 1999), and therefore they might present peculiar abundance patterns. Nevertheless, there seems to be a consensus that the primordial He abundance should not be lower than $Y=0.22$ (Olive, Steigman, & Walker 1999).

Both absolute and/or relative He abundances can also be *estimated* because the evolution of population II stars is sensitive to the primordial helium abundance. The first helium-sensitive indicator to be identified was the R parameter, defined as the ratio between the number of stars along the HB and the number of red giant branch (RGB) stars brighter than the HB luminosity ($R = N_{HB}/N_{RGB}$, Iben 1968). Additional parameters also use the helium burning stars of the horizontal branch as abundance indicators. The Δ parameter is the magnitude difference between HB stars and main sequence (MS) stars (Carney 1980) and the A parameter is the mass-luminosity exponent of RR Lyrae stars (Caputo, Cayrel, & Cayrel de Strobel 1983). The fine structure of the main sequence locus of population II stars (Faulkner 1967) is also a potentially powerful method to constrain $\Delta Y/\Delta Z$. On the basis of Hipparcos parallaxes Pagel & Portinari (1998) investigated the fine structure of solar neighborhood MS stars and found that the current estimates of $\Delta Y/\Delta Z$ are still affected by large uncertainties. The other three methods have been recently applied by Sandquist (1999,

hereinafter S99) to a sample of 42 Galactic Globular Clusters (GGCs). Sandquist also comprehensively discusses the pros and cons of these abundance indicators and in particular the statistical and systematic errors affecting both absolute and relative He estimates. The results by S99 support the evidence that both the Δ and the A parameter can only give reliable relative He abundances, due to current uncertainties on the metallicity scale and on the RR Lyrae temperature scale. At the same time, S99 brought out that absolute He abundances based on the R parameter ($Y \approx 0.2$) could also be affected by additional systematic errors, and that both relative and absolute estimates do not show, within current uncertainties, a clear evidence of a trend with metallicity. The latter finding does not support the results by Renzini (1994), Minniti (1995), Bertelli et al. (1996), and Desidera, Bertelli, & Ortolani (1998) who suggest that in the Galactic bulge the He abundance scales with metallicity according to a slope ranging from 2 to 3.5. Moreover detailed comparisons between solar standard models and accurate helioseismic data (Ciaccio, Degl’Innocenti & Ricci 1997; Degl’Innocenti et al. 1997; Christensen-Dalsgaard 1998) is more consistent with $\Delta Y/\Delta Z \approx 2$. The large spread in the empirical values suggests that current He estimates are still hampered by large uncertainties which do not allow us to disentangle the intrinsic variation, if any, from systematic effects.

The empirical evaluation of the R parameter relies only on star counts. Nevertheless, misleading effects can be introduced by the method adopted for fixing the Zero Age Horizontal Branch (ZAHB) luminosity, by differential reddening, as well as by the occurrence of population gradients inside the cluster (Buzzoni et al. 1983; Caputo, Martinez Roger, & Paez 1987; Djorgovski & Piotto 1993; Bono et al. 1995; S99). The He abundance is estimated by comparing observed values with the ratio of HB and RGB evolutionary times, which relies on evolutionary predictions characterized by a negligible dependence on stellar age (Iben & Rood 1969). The He burning lifetimes do depend on input physics such as equation of state, opacity, and nuclear cross sections (Brocato, Castellani, & Villante 1998; Cassisi et al. 1998) adopted to construct HB models as well as on the algorithm adopted for treating the mixing processes (Sweigart 1990, and references therein).

The main aim of this investigation is to derive the R parameter for a sample of 26 GGCs, and to compare empirical values with theoretical predictions in order to gather information on both the He content and its trend with metallicity. In order to accomplish this goal we specifically calculate a large set of HB models, adopting the most up-to-date input physics. We rely on the high number of stars sampled in each cluster, on the wide metallicity range covered by clusters, and on the high homogeneity of theoretical predictions and data to constrain the behavior of both R and $\Delta Y/\Delta Z$ parameters.

2. THE CLUSTER DATABASE

We evaluate the R parameter in 26 GGCs of our HST database (Zoccali et al. 1999, hereinafter Z99, and references therein) including images from the HST projects GO-6095 and GO-7470, and similar data retrieved from the HST archive. To avoid systematic uncertainties in the star counts, we exclude from the sample the clusters affected by strong foreground contamination (NGC 6522, NGC 6441), as well as those having hot HB stars close to the magnitude limit and for which the completeness correction was not estimated (NGC 6205).

The R parameter is defined as N_{HB}/N_{RGB} , where N_{RGB} is the number of RGB stars brighter than a reference luminosity, gen-

erally fixed according to the luminosity of RR Lyrae stars (Buzzoni et al. 1983) or to the ZAHB luminosity (Bono et al. 1995). However, the accurate determination of this luminosity is often a thorny problem. In fact, together with the well-known difficulties in estimating the RR Lyrae luminosity and/or the ZAHB luminosity for clusters with only red or blue HB morphologies, we are also dealing with the problem of the differential bolometric correction between HB and RGB stars. This means that, as soon as the HB luminosity/magnitude is fixed, the proper RGB magnitude at this luminosity can be estimated only by accounting for the change in the bolometric correction between HB and RGB structures. Current estimates have been derived by adopting different assumptions on the value of the bolometric correction and on its variation with metallicity. Therefore, the comparison among the R values available in the literature it is not straightforward even for the same clusters.

TABLE 1. Cluster Data

NGC	[M/H]	V_{ZAHB}^a	N_{HB}^c	N_{RGB}^d	R^e	N_B/N_R^f
104	-0.54	14.26	358	235	1.52±0.13	0/358
362	-0.84	15.66 ^b	247	197	1.25±0.12	17/215
1851	-0.93	16.33 ^b	297	237	1.24±0.11	89/180
1904	-1.19	16.31	177	116	1.53±0.18	0/172
2808	-1.03	16.50	851	606	1.26±0.06	462/389
4590	-1.68	15.72	34	35	0.93±0.23	23/11
5634	-1.45	18.04	146	105	1.33±0.17	131/2
5694	-1.49	18.73	249	159	1.50±0.15	241/5
5824	-1.48	18.55	520	372	1.46±0.10	480/20
5927	-0.17	16.94	195	136	1.47±0.17	0/195
5946	-1.24	17.45	113	96	1.13±0.11	113/0
5986	-1.31	16.54	237	154	1.48±0.15	224/4
6093	-1.27	16.46	263	221	1.25±0.11	251/12
6139	-1.29	18.50	299	223	1.28±0.11	290/9
6235	-1.06	17.42 ^b	35	37	0.90±0.22	31/2
6284	-0.99	17.36 ^b	132	104	1.33±0.17	132/0
6287	-1.67	17.29	92	59	1.49±0.25	82/9
6293	-1.55	16.56	137	101	1.30±0.17	130/4
6342	-0.43	17.66	73	42	1.74±0.34	0/73
6356	-0.30	18.15	370	231	1.60±0.13	0/370
6362	-0.82	15.63 ^b	38	33	1.15±0.27	6/27
6388	-0.39	17.41	1353	747	1.74±0.07	202/1151
6624	-0.22	16.30	123	86	1.43±0.20	0/123
6652	-0.72	16.21	62	47	1.32±0.26	0/62
6981	-1.19	17.32	65	56	1.16±0.21	21/24
7078	-1.82	15.93	390	242	1.57±0.13	292/50

^a For the V_{ZAHB} determination see the discussion in Z99. ^b Due to a misidentification of some blue RR Lyrae stars, the V_{ZAHB} of these clusters were underestimated by few hundredth of magnitude in Z99. ^{c,d} The total number of HB and RGB stars, respectively. ^e The error budget on R includes: the Poisson error on the raw star counts, the completeness correction, and the weighted mean of the three radial determinations. ^f Number of stars bluer/redder than the RR Lyrae gap.

To overcome systematic errors introduced both by metallicity and gravity variations, in the present analysis we choose to “save the observables”, i.e. we define N_{RGB} as the number of RGB stars brighter than the ZAHB V magnitude ($V \leq V_{ZAHB}$). As a consequence, both t_{HB} and t_{RGB} values are estimated after theoretical predictions are transformed to the observational

plane. Table 1 lists the cluster name, its global metallicity, and the other observed quantities. Owing to calibration problems with WFPC2 images (Stetson 1998, 1999), the values of V_{ZAHB} adopted for this work could be affected by an uncertainty ≤ 0.1 mag, and therefore the values in Table 1 have to be considered only as *relative* evaluations. Cluster metallicities are based on the Cohen et al. (1999) metallicity scale, while global metallicities were estimated by assuming a mean α -element enhancement of $[\alpha/\text{Fe}]=0.3$ for $[\text{Fe}/\text{H}] \leq -1$, and $[\alpha/\text{Fe}]=0.2$ for $[\text{Fe}/\text{H}] > -1$ (see Z99).

The observed star counts have been corrected for completeness. Since crowding effects depend on the distance from the cluster center, we divide each field in three radial annuli, and then correct the counts in each annulus by using the completeness correction appropriate for each magnitude level. As a consequence, we compute three independent radial values of R , and our final R value is their weighted mean. This approach also gives a check for spurious radial trends which could be caused either by population gradients (Djorgovski & Piotto 1993) or by an overestimate (underestimate) of the completeness correction. Interestingly enough, two clusters (NGC 6273 and NGC 6934) show a strong variation of R with the distance from the cluster center. Due to the small area covered by the WFPC2 field, and to the different pixel size — hence different sampling — of the most central chip (PC) when compared with to the outer ones (WFs) we cannot firmly assess whether this behavior is intrinsic — i.e. caused by a radial population gradient — or caused by systematic errors in the completeness correction. Radial color gradients in NGC 6934 have been already found by Sohn, Byun & Chun (1996), we are not aware of wide field investigations on NGC 6273. The peculiar behavior of star counts in these clusters deserves a detailed investigation, therefore we exclude both of them from the sample.

The completeness correction for red HB stars is assumed to be identical to that for RGB stars at the same magnitude. However, completeness correction for blue HB stars could be significantly different from those derived for the RGB stars. In fact, at fixed V magnitude, blue HB stars have brighter B magnitudes, and thus a higher probability to be detected. For some very blue HB clusters, namely NGC 2808, NGC 6273, and NGC 7078, we perform several direct experiments by adding to the frames artificial stars along the HB fiducial line. We find that the completeness correction for blue HB stars is a factor of 1.046 higher than the completeness for RGB and MS stars located at the same V magnitude. This difference appears fairly constant in different clusters and over a large magnitude range. As a consequence, the artificial-star tests for the other clusters are performed only for RGB/MS stars, and the completeness correction for HB stars was scaled according to the same factor of 1.046. It is worth noting that such a completeness correction is significant only for extreme blue HB stars and that the correction to the R parameter is always smaller than 5%. The only exception is NGC 2808, a cluster which shows a very long and populated HB blue tail, and a very high central density. By applying the completeness correction to this cluster the R parameter changed by 11%.

3. DISCUSSION

Figure 1 shows the comparison between empirical R values and theoretical predictions at fixed age (14 Gyr) for three different assumptions about the He content and for metal abundances ranging from $[\text{M}/\text{H}]=-2.2$ to solar chemical composition. At fixed composition, a large set of evolutionary models for both

H and He burning phases was constructed by adopting the input physics already discussed by Cassisi & Salaris (1997, hereinafter CS). As usual, the HB lifetime is estimated on the basis of the HB model located at $\log T_e = 3.85$, i.e. by assuming as representative of t_{HB} the central He burning time of a structure whose ZAHB is inside the RR Lyrae instability strip. Our calculations confirm Iben's (1968) original finding that the R parameter is virtually independent of the adopted cluster age. The comparison between theory and observations also confirms the finding by S99 that the absolute He content resulting from the R -method is $Y \approx 0.20$. As discussed in Section 1, this value is significantly lower than the canonical He abundance expected from the primordial nucleosynthesis and measured in the HII regions, showing that there is some systematic uncertainty affecting the calibration of R as a function of Y .

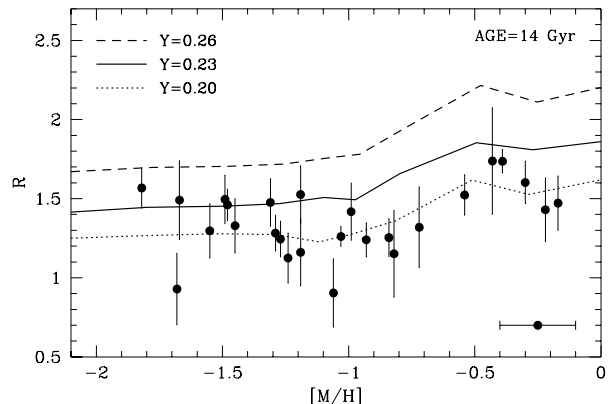


FIG. 1.— R parameter vs. global metallicity. Theoretical predictions are estimated at fixed age (14 Gyr) and for three different initial He abundances. The horizontal error bar accounts for current uncertainties on metallicity.

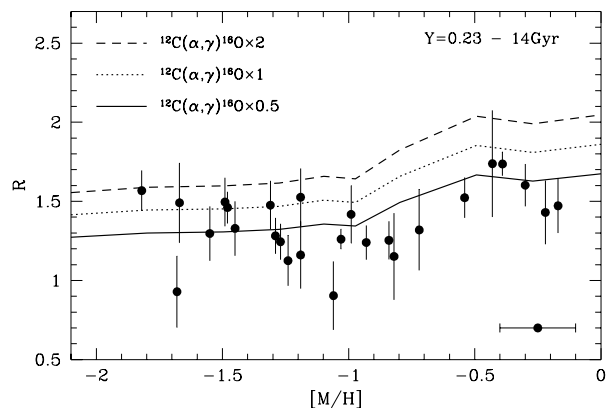


FIG. 2.— Same as Fig. 1, but theoretical predictions refer to HB models at fixed age and He content constructed by assuming an increase/decrease of a factor of two in the $^{12}\text{C}(\alpha, \gamma)^{16}\text{O}$ nuclear cross section.

As discussed in Brocato et al. (1998) and Cassisi et al. (1998), among the physical input parameters that govern the HB lifetime, the nuclear cross section for the $^{12}\text{C}(\alpha, \gamma)^{16}\text{O}$ reaction is affected by the largest uncertainty. In order to investigate the dependence of t_{HB} on the poorly measured $^{12}\text{C}(\alpha, \gamma)^{16}\text{O}$ cross section, we performed several numerical experiments. Figure 2 displays the dependence of the theo-

retical R values on an increase/decrease by a factor of two in the efficiency of the quoted reaction when compared with the value provided by Caughlan et al. (1985). Even though the range of the nuclear cross section values used in Fig. 2 is quite large, it is still inside the current error of its empirical measurements (Buchmann 1996). This fact clearly shows the sensitivity of the predicted R values on input physics, and suggests that the R method can not be presently used for the determination of the absolute He abundance. Instead, we can use the R parameter to constrain the input parameters of the model. If we rely on primordial He abundance measurements in extragalactic HII regions, and we assume that mixing processes have been properly accounted for in current HB models, the data plotted in Fig. 2 suggest that the current value of the $^{12}\text{C}(\alpha, \gamma)^{16}\text{O}$ nuclear cross section should be roughly a factor of two smaller.

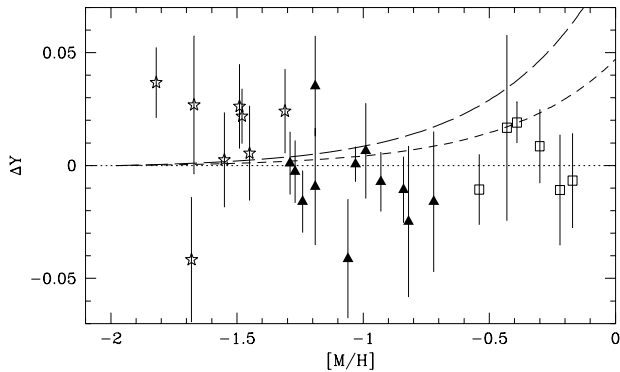


FIG. 3.— Relative He abundance vs. global metallicity. The residuals are obtained by differencing the R values from the theoretical line for $Y=0.20$ in Fig. 1. The different symbols for the cluster correspond to low, intermediate, and high metallicity. Short-dashed line gives the helium to metal enrichment ratio using $\Delta Y/\Delta Z = 2.5$ while the upper long-dashed line (which clearly misses the metal rich clusters) is for $\Delta Y/\Delta Z = 5$.

This notwithstanding, we can still use the R parameter to constrain the still controversial $\Delta Y/\Delta Z$ value. First of all, we note that even for constant Y, the R values plotted in Fig. 1 present a trend with metallicity. For $[M/H] > -1$ the empirical R values show an increase and then a flat distribution. As already noted by Desidera et al. (1997), this behavior is due to the fact that an increase in metallicity causes the luminosity of the RGB bump to become fainter than the ZAHB luminosity, as shown by Z99, and it is well reproduced by the models (Fig. 4). In order to investigate the trend of the relative He content with the global metallicity, in Fig. 3 we plot the residuals of the measured R values with respect to the model that better reproduces the data in Fig. 1, i.e. $Y=0.20$. We emphasize that the absolute value of Y adopted as reference only changes the vertical zero point of Fig. 3. We would obtain the same distribution using a $Y=0.23$ model with a $^{12}\text{C}(\alpha, \gamma)^{16}\text{O}$ smaller by a factor of two. The two dashed lines show the expected variation in the He abundance using two different assumed values for $\Delta Y/\Delta Z$. The present data suggest that the upper limit to the He to metal enrichment ratio should be ≈ 2.5 . In particular the data would appear to exclude $\Delta Y/\Delta Z \sim 5$ because this would require to count, at metallicity $[M/H] \sim -0.3$, a number of HB stars lower than that observed by about 30%, or, conversely, a number of RGB stars higher by the same amount. Although

toward higher metallicity our counts could be contaminated by upper AGB stars, the stellar lifetimes of this objects can not account for such a high effect. On the other hand, the number of red HB stars can be affected by systematic error, although not as high as 30%, only for the clusters affected by strong differential reddening, such as NGC 6388 (because the HB red clump merges into the RGB). The CMD of other metal-rich clusters (NGC 5927 and NGC 6624) show very well separated HB and RGB (Sosin et al. 1997) and can not be affected by such a problem. Our finding of a $\Delta Y/\Delta Z \leq 2.5$ confirms the original results by Peimbert & Torres-Peimbert (1976), and more recently by Peimbert & Peimbert (2000, and references therein).

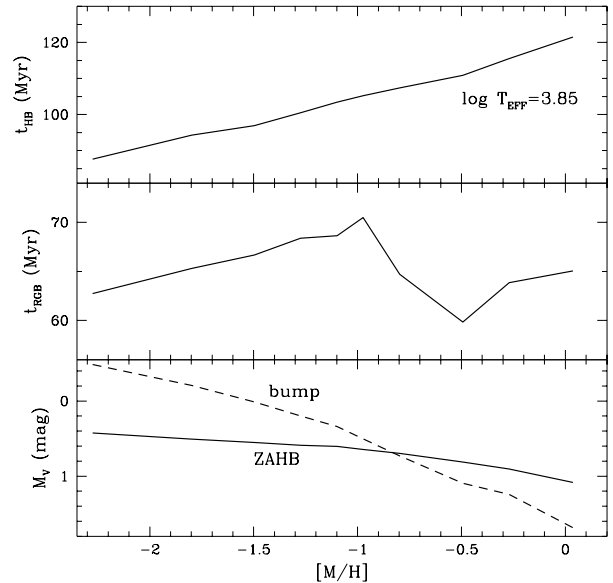


FIG. 4.— Top: HB evolutionary time vs. global metallicity at fixed age (14 Gyr) and He content (0.23) estimated at the RR Lyrae instability strip ($\log T_e = 3.85$). The dashed line displays selected t_{HB} values for hot HB stars ($\log T_e = 4.48$). Middle: RGB evolutionary time. Bottom: ZAHB (solid line) and RGB bump (dashed line) visual magnitude.

Figure 3 shows another interesting feature: metal-poor GGCs present on average a larger R value. A similar conclusion was recently reached in S99, who also note that GGCs with blue HB morphology also have systematically large R parameters; they offer no explanation for this effect. Keeping in mind this problem, we investigate the behavior of each single term in the predicted time ratio. Figure 4 shows the key theoretical ingredients of this parameter i.e. t_{HB} (top), t_{RGB} (middle), and the magnitudes of both ZAHB and RGB bump (bottom) as a function of metallicity. The dependence of both $M_V(\text{ZAHB})$ and $M_V(\text{bump})$ on metallicity accounts for the slope disclosed by both empirical and theoretical R values (see Fig. 1). In fact, for metallicity larger than $[M/H] \approx -1$, the t_{RGB} presents a sudden decrease caused by the fact that the RGB bump becomes fainter than the ZAHB. This occurrence implies a strong decrease in t_{RGB} , since, for clusters in this metallicity range, the RGB bump phase alone contributes for $\approx 20\%$ to the total t_{RGB} value. This means that small changes in $M_V(\text{ZAHB})$ can cause substantial variations in the R value. This effect explains why

the R values of the intermediate metallicity clusters present a large scatter.

The values of t_{HB} shown in Fig. 4 refer to a star located in the middle of the RR Lyrae instability strip ($\log T_e = 3.85$). However, current evolutionary calculations (Castellani et al. 1994) suggest that the lifetime of blue tail HB stars is roughly 30% longer when compared with the lifetimes of HB stars located inside the instability strip. As a consequence, to assess whether predicted R values are affected by systematic uncertainties we must explore in more detail the dependence of the R parameter on t_{HB} and in particular on HB morphology. We split the HB into three different regions, namely the HB stars bluer than RR Lyrae variables (B), the RR Lyrae variables (V), and the HB stars redder than RR Lyrae variables (R) (Lee, Demarque, & Zinn 1994). As a plausible estimate for the blue and the red edge of the RR Lyrae instability strip we adopted, according to Bono et al. (1997b), $T_e \approx 7300$ and 5900 K respectively. On the basis of these ingredients, and by assuming a linear mass distribution along the HB, we estimated the average HB lifetime, $\overline{t_{HB}}$, at fixed He abundance $Y = 0.20$, for stars belonging to B, V, and R regions respectively. Figure 5 shows the theoretical R parameters for the three different HB morphologies. The R values based on the HB lifetime of RR Lyrae stars — $\overline{t_{HB}}(V)$ — are almost identical to those based on $\overline{t_{HB}}(R)$. Thus suggesting that $t_{HB}(\log T_e = 3.85)$ is representative of central He-burning lifetime for GCs characterized by HB stars with $\log T_e \leq 3.86$. On the other hand, we find that the lifetimes of blue HB stars — $\overline{t_{HB}}(B)$ — are approximately 20% longer than $\overline{t_{HB}}(V)$ and $\overline{t_{HB}}(R)$. This means that the R values of GGCs with blue HB morphologies are expected to be ≈ 0.25 units higher than those with red HBs. Therefore the observed high R values in metal-poor clusters are not due to a real increase in the He abundance, but are likely the consequence of their blue HB morphology. The large scatter among metal-poor clusters is mainly due to the different stellar distributions along the blue tail (see Fig. 9 in Piotto et al. 1999).

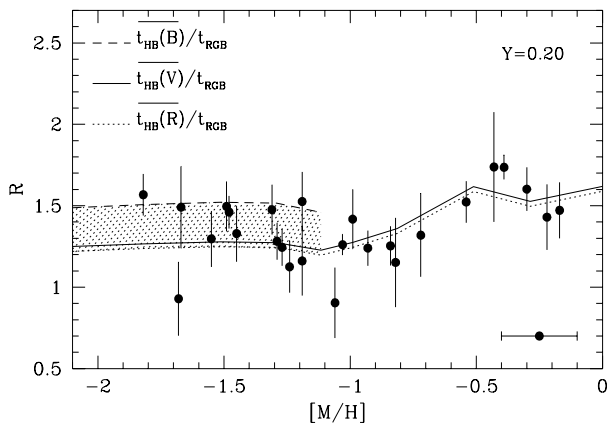


FIG. 5.— Comparison between predicted and empirical R values, showing that changes in the HB lifetime as a function of metallicity is the dominant variable affecting the trend of R with metallicity. Theoretical R values are estimated by adopting a fixed He content and an average HB lifetime which accounts for three different HB morphologies. B refers to HB stars bluer than RR Lyrae variables (dashed line), V to HB stars located inside the instability strip (solid line), and R to HB stars redder than RR Lyrae variables (dotted line). The hatched area shows the region within which GGCs characterized by a blue HB morphology are expected to be located.

In conclusion, a correct measure of the absolute He content on the basis of the R parameter requires the construction, for any given cluster, of a synthetic CMD which properly reproduces the distribution of the stars along the HB and in turn a meaningful evaluation of the t_{HB} . However, this approach is beyond the scope of the present investigation.

4. CONCLUSIONS

We have measured the helium-sensitive R parameter in 26 Galactic globular clusters imaged with WFPC2 on board the Hubble Space Telescope. Our calculated R values are based on star counts that are corrected for completeness and tested for radial variations within each cluster. The high quality HST photometry also permits more clear separation of the HB, AGB, and RGB stars.

The comparison between predicted and empirical R values appears to be consistent with the absolute He abundance being lower than that found from the observations of HII regions and from the primordial nucleosynthesis models. One approach to overcome this discrepancy is to adopt a $^{12}\text{C}(\alpha, \gamma)^{16}\text{O}$ nuclear cross section about a factor of two smaller than current canonical values. We note that HB lifetimes depend not only on nuclear reaction rates, but also on the efficiency of mixing processes and on the algorithms adopted for handling these physical mechanisms. In fact, as recently suggested by Cassisi et al. (2000), current algorithms adopted for quenching the "breathing pulses" introduce a $\approx 5\%$ uncertainty on t_{HB} . As a consequence, the R parameter cannot presently be absolutely calibrated in terms of a helium abundance.

The only trend in our data set is an unphysical trend toward higher helium abundance in the clusters of lowest metallicity. These clusters tend to have blue horizontal branches, and we argue that longer HB lifetimes in high temperature HB stars likely account for this trend. In fact, the global trend in R with metallicity is well accounted for by changes in HB lifetime as a function of metal abundance.

The trend in R values of the metal-rich globular clusters in our sample is consistent with an upper limit of 2.5 for the helium to metal enrichment ratio ($\Delta Y / \Delta Z$). The increased dispersion in R for the intermediate metallicity clusters may be caused by the RGB bump fading below the HB luminosity at $[\text{Fe}/\text{H}] \approx -1$, causing a drop in the calculated RGB lifetime. We conclude that these factors make the R values of low and intermediate globular clusters less useful in constraining the helium abundance. Accurate photometric data for metal-rich globular clusters, however, do place an interesting constraint on $\Delta Y / \Delta Z$.

The GGCs in the Galactic bulge are certainly a key target to accomplish these measurements. It is not a trivial effort to collect high quality data for such clusters, since they are often affected by high absolute and differential extinction (Ortolani et al. 1999), but the new NIR detectors should allow us to overcome these difficulties and to secure accurate data for a sizable fraction of cluster stars. A reconsideration of the bulge clusters and field population would also be in order given the results of Minniti (1995); when his counts are corrected for the contribution of AGB stars, the bulge fields have R values of 1.7 to 2, higher than those of the most metal-rich clusters in our sample.

The promise of the R parameter being a constraint on the primordial helium abundance remains frustratingly unfulfilled. Two further thorny problems affect sound empirical estimates

of this parameter, namely the foreground contamination and the radial population gradients. The former can be overcome by including only the innermost regions, whereas the latter is an open problem, since we still lack a systematic and quantitative estimate of this effect in GGCs from the very center to the tidal radius (Walker 1999). The precise comparison of synthetic H-R diagrams with observational data may be required to achieve further progress.

We thank an anonymous referee for his/her pertinent comments and suggestions that improved the content and the readability of the paper. This work was supported by MURST under the projects: "Stellar Dynamics and Stellar Evolution in Globular Clusters" (G. P. & M. Z.) and "Stellar Evolution" (G. B. & S. C.). S.G.D., and R.M.R. acknowledge support by NASA through grant GO-6095 and GO-7470 from the Space Telescope Science Institute. Partial support by ASI and CNAA is also acknowledged.

REFERENCES

- Bertelli, G., Bressan, A., Chiosi, C., & Ng, Y. K. 1996, *A&A*, 310, 115
 Bono, G., Caputo, F., Cassisi, S., Castellani, V., & Marconi, M. 1997a, *ApJ*, 489, 822
 Bono, G., Caputo, F., Castellani, V., & Marconi, M. 1997b, *A&AS*, 121, 327
 Bono, G., Castellani, V., Degl'Innocenti, S., & Pulone, L. 1995, *A&A*, 297, 275
 Brocato, E., Castellani, V., & Villante, F. L. 1998, *MNRAS*, 298, 557
 Buchmann, L. 1996, *ApJ*, 468, L127
 Buzzoni, A., Fusi Pecci, F., Buonanno, R., & Corsi, C. E. 1983, *A&A*, 128, 94
 Caputo, F., Martinez Roger, C., & Paez, E. 1987, *A&A*, 183, 228
 Caputo, F., Cayrel, R., & Cayrel de Strobel, G. 1987, *A&A*, 123, 135
 Carney, B. W. 1980, *ApJS*, 42, 481
 Cassisi, S., & Salaris, M. 1997, *MNRAS*, 285, 593 (CS)
 Cassisi, S., Castellani, V., Degl'Innocenti, S., & Weiss, A. 1998, *A&AS*, 129, 267
 Cassisi, S., et al. 2000, in preparation
 Castellani, M., Castellani, V., Pulone, L., Tornambè, A. 1994 *A&A*, 282, 771
 Caughlan G. R., Fowler W. A., Harris, M. J., & Zimmermann, B. A. 1985, *At. Data Nucl. Data Tables*, 32, 197
 Christensen-Dalsgaard, J. 1998, *SSRv*, 85, 19
 Ciaccio F. Degl'Innocenti S., Ricci, B. 1997, *A&AS*, 123, 449
 Cohen, J. G., Gratton, R. G., Behr, B. B., Carretta, E. 1999, *ApJ*, 523, 739
 Degl'Innocenti, S., Dziembowski, W., Fiorentini, G. & Ricci, B. 1997, *Astroparticle Physics*, 7, 77
 Desidera, S., Bertelli, G., & Ortolani, S. 1997, in *IAU Symp. 169, Fundamental Stellar Properties: The Interaction between Observation and Theory*, ed. T.R. Bedding (Sydney: Univ. of Sydney), 164
 Djorgovski, S., & Piotto, G. 1993, in *Structure and Dynamics of Globular Clusters*, eds. S. G. Djorgovski & G. Meylan (San Francisco: ASP), 203
 Faulkner, J. 1967, *ApJ*, 147, 617
 Hogan, C. J., Olive, K. A., & Scully, S. T. 1997, *ApJ*, 489, L119
 Iben, I. Jr. 1968, *Nature*, 220, 143
 Iben, I. Jr., & Rood, B. T. 1969, *Nature*, 223, 933
 Izotov, Y. I., Thuan, T. X., & Lipovetsky, V. A. 1997, *ApJS*, 108, 1
 Lee, Y. W., Demarque, P., & Zinn, R. 1994, *ApJ*, 423, 248
 Michaud, G., Vauclair G., & Vauclair S. 1983, *ApJ*, 267, 256
 Minniti, D. 1995, a, 300, 109
 Moehler, S., Sweigart, A. V., Landsman, W. B., Heber, U., Catelan, M. 1999, *A&A*, 346, L1
 Olive, K. A., Steigman, G. & Skillman, E. D. 1997, *ApJ*, 483, 788
 Olive, K. A., Steigman, G., & Walker, T. P. 1999, *astro-ph/9905320*
 Ortolani S., Barbuy B., Bica E., Renzini A., Marconi G., & Gilmozzi R. 1999, *A&A*, 350, 840
 Pagel, B. E. J., & Portinari, L. 1998, *MNRAS*, 298, 747
 Pagel, B. E. J., Simonson, E. A., Terlevich, R. J., & Edmunds, M. G. 1992, *MNRAS*, 255, 325
 Piotto G., Zoccali M., King I.R., Djorgovski S.G., Sosin C., Rich R.M., Meylan G., *AJ*, 118, 1737
 Peimbert, M. 1995, in *The Light Element Abundances*, ed. P. Crane (Berlin: Springer-Verlag), 165
 Peimbert, M., & Torres-Peimbert, S. 1976, *ApJ*, 203, 581
 Peimbert, M., & Peimbert, A. 2000, in *IAU Symp. 198, The Light Elements and Their Evolution*, ed. L. da Silva, M. Spite and J.R. de Medeiros (San Francisco: ASP), in press, *astro-ph/0002120*
 Renzini, A. 1994, *A&A*, 285, L5
 Sandquist, E. L. 1999, *MNRAS*, *astro-ph/9911237* (S99)
 Sasselov, D., & Goldwirth, D. 1995, *ApJ*, 444, L5
 Sohn Y. J., Byun Y. I., & Chun M. S. 1996, *Ap&SS*, 243, 379
 Sosin, C., Piotto, G., King, I. R., Djorgovski, S. G., Rich, R. M., King, I. R., Dorman, B., Liebert, J., & Renzini, A. 1997a, in *Advances in Stellar Evolution*, eds. R. T. Rood and A. Renzini (Cambridge: Cambridge Univ. Press), p. 92
 Stetson, P. B. 1998, *PASP*, 110, 1448
 Stetson, P. B. 1999, in *The Galactic Halo: from Globular Clusters to Field Stars*, 35th Liege Int. Astroph. Coll., in press
 Sweigart, A. V. 1990, in *Confrontation between Stellar Pulsation and Evolution*, ed. C. Cacciari & G. Clementini (San Francisco: ASP), 1
 Tsujimoto, T., Yoshii, Y., Nomoto, K., Matteucci, F., Thielemann, F. K., & Hashimoto, M. 1997, *ApJ*, 483, 228
 Walker, A. R. 1999, *AJ*, 118, 432
 Zoccali, M., Cassisi, S., Piotto G., Bono G., & Salaris M. 1999, *ApJ*, 518, L49 (Z99)