

# Dark Matter and Cold Fractal Clouds

Achim Tappe

Onsala Space Observatory  
Chalmers University of Technology  
SE-43992 Onsala, Sweden  
(achim@oso.chalmers.se)

\*

## Abstract

There is strong evidence for a large fraction of dark matter in the Universe. Some of the evidence and candidates for dark matter are reviewed. Dark matter in spiral galaxies may be in the form of cold dense clouds of molecular hydrogen. This model is presented in more detail and perspectives for detecting the cold  $H_2$  are discussed.

## 1 Introduction

The question of what makes up the mass density in the Universe is of great importance to astrophysics and cosmology. According to the widely accepted Big Bang model, the Universe originated from a very hot and dense state and has been expanding since then. Whether this expansion will ever stop, or even reverse, depends on the mass density (see Sect. 1.3 for more details). To determine this density it seemed at first expedient to look at the distribution of visible matter.

The current state of research is both exciting and embarrassing. We actually do not know what makes up 99 % of our Universe (cf. Sect. 1.3). Or in other words: 99 % of stuff constituting the Universe is apparently invisible to us (cf. Sect. 1.2), so that we are unable to observe it directly so far. Therefore we prefer to call this invisible matter “dark matter”.

### 1.1 What Do We Mean by “Dark Matter”?

Let me start with some very fundamental thoughts on the role of experiment and observation in science (see Feynman 1998 for a more elaborate and delightful discussion on this). Science is basically a method of finding things out. This method is based on the principle that experiment or observation is the only judge of whether something is so or not. If one cannot answer a question by means of experiment or observation, it is not a scientific question according to this principle. Astronomy has a rather unique position among the

---

\*Astrophysical Dynamics 1999/2000, Alessandro B. Romeo (Ed.), Onsala Space Observatory, 2000.

sciences, since essentially all information is obtained via observation at a distance, with no control over the experiment. One could simply say that astronomy is the study of light (photons) that reaches Earth from space.

Now, what is then a “dark” object in this sense? There are basically two possibilities. The first is that the object emits, absorbs or scatters so few photons that the photon flux, or in other words the intensity, is too low to be detected on earth. The second is that the object is not interacting with photons at all.

To go more into detail it is useful to introduce the Standard Model of particle physics. The following introduction is mainly based on an Internet article by Wagner (1999). The Standard model is our current theory of elementary particles and forces. Particles whose spins are half-integer multiples of Planck’s constant  $\hbar$  are called fermions (see Table 1). They make up all the matter that we see in the world around us.

Generation	Leptons	Quarks
1	e $\nu_e$	d u
2	$\mu$ $\nu_\mu$	s c
3	$\tau$ $\nu_\tau$	b t

Table 1: Particles (fermions)

Important points to note are:

- The fermions come in three generations. The particles in the first generation represent all the matter that we know about. The particles in generation 2 and 3 are almost identical to the corresponding particles in the first generation, except that they are more massive. They usually decay quickly into the lighter first generation particles.
- There are three charged massive leptons: the electron, the muon and the tau. Each has a neutral massless partner called a neutrino<sup>1</sup>.
- A particle that consists of quarks (named “down”, “up”, “strange”, “charm”, “bottom” and “top”) is called a hadron. A bound state of three quarks (e.g. the proton is a ‘uud’ state) is called a baryon.
- For each of the particles, there is a corresponding antiparticle. For example, the partner of the electron is the positron and the partner of the top quark is the top anti-quark. There are twelve particles and twelve antiparticles.

Particles whose spins are integer multiples of  $\hbar$  are called bosons (see Table 2). They act as carriers of the forces by which particles of matter interact with one other.

Force	Particle
electromagnetic	$\gamma$ (photon)
weak	$W^\pm, Z^0$
strong	g (gluon)
gravity	G (graviton)

Table 2: Carriers of forces (bosons)

---

<sup>1</sup>Recent experiments seem to confirm that the neutrino has in fact a small rest mass.

We note the following points:

- The electromagnetic force couples in general only to charged particles (that means: light is only absorbed, emitted or scattered by charged particles, e.g. neutrinos do not interact with light). However, note that the uncharged neutron has a small magnetic moment and therefore it does interact with light.
- The weak force couples to every particle, but in general its effect is only seen in the radioactive decay of particles.
- The strong force holds (“glues”) the quarks together to form the hadrons.
- Gravity is not really part of the Standard Model. It is described by Einstein’s general theory of relativity. So far, there is no unification of the Standard Model, which is based upon quantum mechanics and general relativity. This unification is one of the most fundamental aims of modern physics (Weinberg 1999).

Let us now come back to the original question: what does “dark matter” mean? We have learned the following:

- We use the term ‘matter’ basically for fermions (see Table 1).
- If we speak about ‘baryonic matter’, we mean the normal matter made up from protons and neutrons. The electrons are usually included although they are not baryons but leptons (see Table 1). Electrons are about 2000 times lighter than protons or neutrons and are therefore often not mentioned.
- In general, we cannot see uncharged particles, since they are not interacting with light. Neutrinos for example are invisible (note that invisible does not mean undetectable).

Thus dark matter could be either uncharged and therefore invisible particles or baryonic matter, whose interaction with light is too weak to be detectable on Earth.

## 1.2 Evidence for Dark Matter

How can we detect dark matter without actually seeing it? Well, we cannot see dark matter directly, but we can see its effect on other matter. Apart from the electromagnetic force, which acts only between charged particles, there is the gravitational force acting between all objects with nonzero mass. As a consequence one can infer something about the mass of an object by studying its gravitational interaction with another object. If there is no dark matter at all, such an investigation should give us the same value for the mass as the one inferred from observations of electromagnetic radiation.

In the following I will present two examples where this is not the case<sup>2</sup>. These two examples provide the most striking evidence for the presence of dark matter.

---

<sup>2</sup>Instructive computer simulations can be found in the dark matter tutorial by Dursi (1998).

### 1.2.1 The First Evidence: Clusters of Galaxies

A galaxy cluster is a group of a few to a few thousand galaxies, which are gravitationally bound together but otherwise isolated in space. The Milky Way, for example, is part of the so-called Local Group with 36 counted members in total (van den Bergh 2000). It is important to note that a galaxy cluster is not a static object. All the galaxies of the cluster have individual velocities, which can differ very much in value and direction from the average velocity. This velocity dispersion is normally of the order of a few hundred km/s.

In the thirties, Fritz Zwicky examined the velocities of galaxies in the Coma cluster and observed a large velocity dispersion. Assuming that the cluster is stable, i.e. that the group is gravitationally bound and neither collapsing nor expanding on average, he was able to infer the total mass of the cluster. In other words, the individual velocities indicate the mass of the cluster. Galaxies with too high velocities would be able to break free of the gravitational pull of the cluster. By assuming that the cluster is in virial equilibrium, one can estimate the total mass (for more details see e.g. Binney & Tremaine 1987). The surprising result was that the visible matter was apparently not enough to explain the observed high velocity dispersion. Much more matter would be needed to keep the cluster together. This early result was later qualitatively confirmed by more accurate measurements. In fact, the gravitational mass of the Coma cluster derived from images taken by the X-ray satellite ROSAT suggest that the fraction of dark matter is about 60 % (Briel et al. 1992).

Another possibility for determining the gravitating mass of a galaxy cluster makes use of the effect of gravitational lensing. According to Einstein's general theory of relativity, space is curved due to the presence of mass or energy respectively. Light is affected by this curvature in the way that it travels on a bent path. Hence a massive object can act as a lens by means of its gravitational potential. In the case of galaxy clusters one can observe arches or arclets, which are "lensed" images of background galaxies. This is shown in the case of the galaxy cluster Abell 2218 by an impressive picture taken by the Hubble Space Telescope (see <http://opposite.stsci.edu/pubinfo/pr/2000/08/>).

The lensing effect depends on the mass of the lensing object and the spatial geometry of observer, lensing object and lensed object. So, by knowing the geometry one can infer something about the gravitating mass of the lensing object. This has been done in the case of Abell 2218 (Squires et al. 1996) and the detection of dark matter was reported.

### 1.2.2 The Second Evidence: Rotation Curves of Galaxies

For a long time it has been known that spiral galaxies spin around their center. From measuring the Doppler shifts of stars one is able to calculate their rotational velocity  $v$ . To obtain a rotation curve one plots this quantity versus the distance  $R$  of the star against the galactic center. According to Newtonian dynamics one would expect the rotation curve to fall off in proportion to  $1/R^{1/2}$ . Invariably, it is observed that the stellar rotational velocity remains more or less constant with increasing distance from the galactic center (e.g. Persic & Salucci 1995). These facts are shown schematically in Fig. 1. If one assumes the validity of Newtonian dynamics, the observed rotation curves suggest that galaxies contain significant amounts of dark matter. Another possible model is the so-called MOND-theory (MOdified Newtonian Dynamics; McGaugh 1999 and references therein).

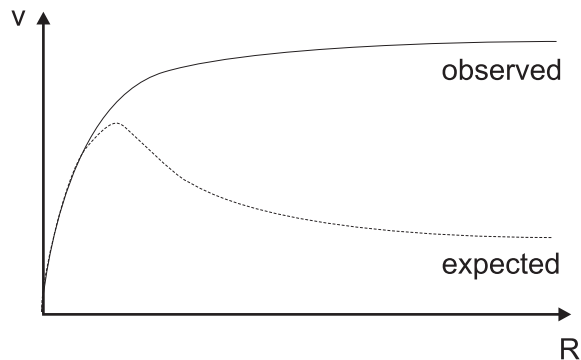


Figure 1: Expected and observed galactic rotation curves (schematic). The rotational velocity  $v$  is plotted versus the distance  $R$  from the galactic center.

### 1.3 How Much Dark Matter Is There in the Universe?

In the introduction I stated that we do not know what makes up 99 % of the Universe. However, some recent reviews on cosmology claim that, for the first time, we have a plausible and complete accounting of matter and energy in the Universe (Turner 1999, Turner & Tyson 1999). This is not a contradiction because we still do not have a complete understanding of all the ingredients.

In cosmology, mass or energy densities  $\rho$  respectively are expressed in terms of the so-called critical density  $\rho_{\text{crit}}$ , which is necessary to give the Universe an Euclidean (flat) geometry. The resulting dimensionless parameter is called Omega:  $\Omega = \rho/\rho_{\text{crit}}$ . Several components contribute to the total density of the Universe  $\Omega_{\text{total}}$ . In general, one distinguishes between:

$\Omega_{\text{m}}$  the density of matter (note that  $\Omega_{\text{m}} = \Omega_{\text{CDM}} + \Omega_{\text{b}}$ )

$\Omega_{\text{CDM}}$  the density of (non-baryonic) cold dark matter (see Sect. 1.4)

$\Omega_{\text{b}}$  the total density of baryonic matter (visible and dark baryonic matter)

$\Omega_{\text{vis}}$  the density of visible baryonic matter

$\Omega_{\Lambda}$  the density of the vacuum energy (cosmological constant  $\Lambda$ )

Let me just briefly comment on the vacuum energy. Even a perfect vacuum has a nonzero energy according to quantum field theory. It is called zero point or vacuum energy and can be imagined as virtual particles coming in and out of existence. This mysterious energy behaves unusually in a way that it does not slow down but rather speeds up the expansion of the Universe.

The prospering model of inflationary cosmology demands  $\Omega_{\text{total}} = 1$  (cf. cosmology textbooks, e.g. Rowan-Robinson 1996 for an introduction or Coles & Lucchin 1995 for a more advanced treatment). The complete “inventory” of matter and energy totalling to  $\Omega_{\text{total}} = 1$  is shown in Fig. 2 (adapted from Lineweaver 1999). As already mentioned, we do not understand all the components shown in Fig. 2. What we understand rather well is the visible matter, which makes up only about 1 % of all the matter and energy in the Universe. However, intergalactic hydrogen gas, not previously visible, was recently traced with the Hubble Space Telescope (<http://opposite.stsci.edu/pubinfo/pr/2000/18/>, Tripp et al. 2000). This eventually increases the amount of visible matter to about 2 %.

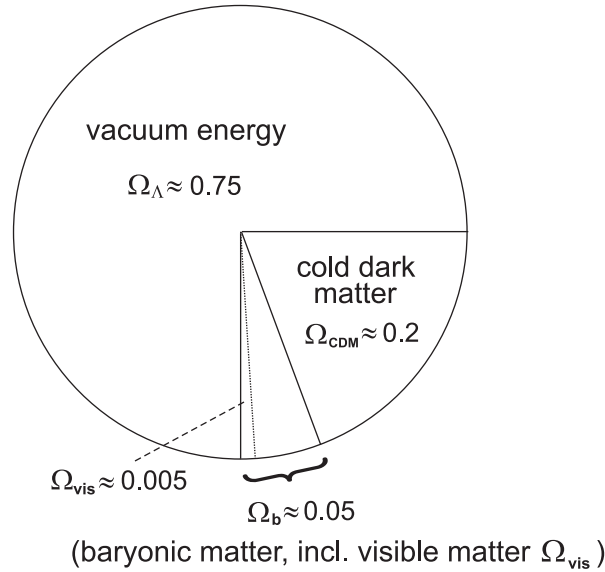


Figure 2: Matter and Energy in the Universe totalling to  $\Omega_{\text{total}} = 1$ .

Note here that the theory of Big Bang Nucleosynthesis in combination with measurements of the light elements (Deuterium, Helium, Lithium) restricts the amount of baryonic matter in the Universe to  $\Omega_b \lesssim 0.05$ . A significant amount of non-baryonic matter is needed to make  $\Omega_{\text{total}} = 1$  and to explain the structure formation in the early Universe.

What about the implications for the fate of the Universe? Let us at first consider a cold dark matter (CDM) model with a cosmological constant  $\Lambda = 0$ . If the overall mass density  $\Omega_{\text{total}} > 1$ , the expansion will reverse in the future (closed Universe). For values of  $\Omega_{\text{total}} < 1$ , the Universe will expand forever (open Universe). In the case of  $\Omega_{\text{total}} = 1$ , the expansion of the Universe slows down gradually until it converges to zero at infinity (flat Universe). This scenario is shown in Fig. 3.

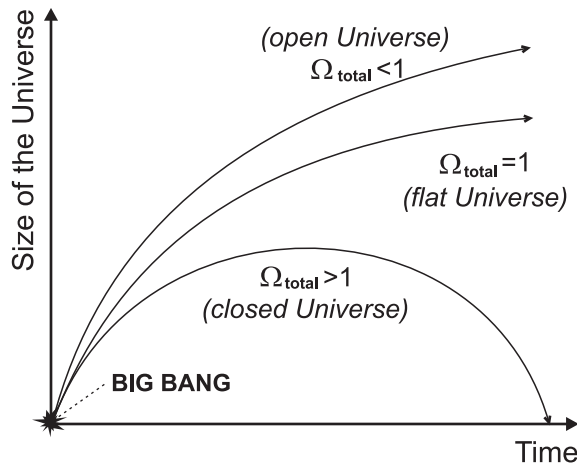


Figure 3: The parameter  $\Omega_{\text{total}}$  and the future of the Universe for  $\Lambda = 0$ .

With vacuum energy present (non-zero cosmological constant), the shape of the curves in Fig. 3 and likewise the fate of the Universe will change dramatically (see Lineweaver 1999). For example, with  $\Omega_{\text{total}} = 1$  and  $\Omega_\Lambda \approx 0.75$  the expansion and the size of the

Universe will increase exponentially in the future. A recent analysis of distant supernovae seems to support this hypothesis (see Perlmutter et al. 1999).

However, the following questions remain (see Lineweaver 1999 and Turner 1999 for more details):

1. What is the nature of the vacuum energy?
2. What is the non-baryonic (cold) dark matter?
3. What is the baryonic dark matter?
4. Is  $\Omega_{\text{total}}$  really equal to one?

Some advance has been made concerning the last question. A number of recent cosmic microwave background observations show convincing evidence for a flat Universe (e.g. BOOMERANG, Balloon Observations Of Millimetric Extragalactic Radiation ANd Geomagnetism, see <http://antwrp.gsfc.nasa.gov/apod/ap000509.html> and for first results de Bernardis et al. 2000; MAT, Microwave Anisotropy Telescope, see <http://imogen.princeton.edu/~page/matdir/www/>; Viper telescope, Peterson et al. 2000). A recent review on vacuum energy and the cosmic background radiation is given by Dodelson & Knox (2000).

In the following section I will present some of the possible candidates for the baryonic and non-baryonic dark matter.

## 1.4 Dark Matter Candidates

An overview of the proposed baryonic and non-baryonic dark matter candidates is given in Fig. 4.

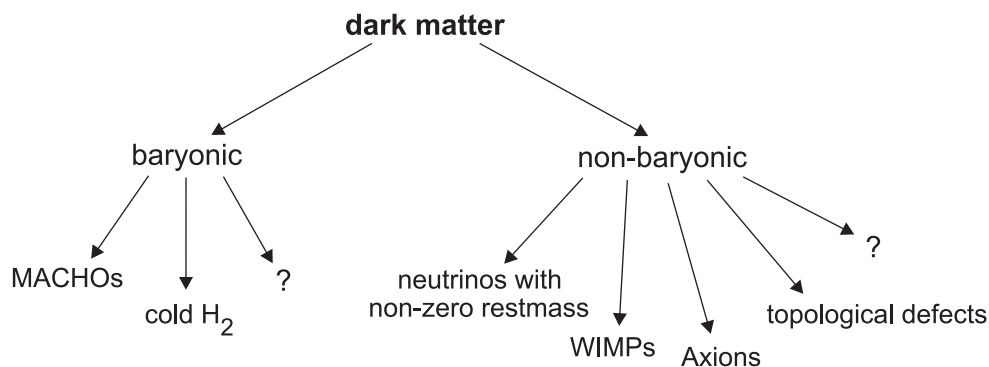


Figure 4: Candidates for baryonic and non-baryonic dark matter.

Let me briefly comment on these candidates (see Raffelt 1997 for more details). The term MACHO stands for MAssive Compact Halo Object. Galaxies are presumably enshrouded by a halo consisting mainly of dark matter. What is the nature of dark matter in these halos? It could be in the form of massive compact objects (e.g. brown or white dwarfs), which are too faint to be detected from Earth. But massive objects reveal themselves due to gravitational microlensing effects (see Sect. 1.2.1).

The search for MACHOs in the halo of the Milky Way was proposed emphatically in 1986 (see Paczynski 1986) and began finally in 1989 (EROS, Expérience de Recherche d'Objects Sombres, MACHO and OGLE, Optical Gravitational Lens Experiment, see Paczynski 1996). The first detection of a MACHO adorned the cover page of *Nature* in 1993 (Alcock et al. 1993). But there are probably not enough MACHOs in the halo to account for the observed rotation curve.

It has been proposed that dark matter in spiral galaxies may be cold molecular hydrogen distributed either in an extended disk (Pfenniger, Combes & Martinet 1994, hereafter PCM94, Pfenniger & Combes 1994), or in a spheroidal halo enshrouding the galaxy (de Paolis et al. 1995, Gerhard & Silk 1996, de Paolis et al. 1998). I will discuss the model of PCM94 in more detail in Sect. 2.

As for the non-baryonic dark matter, we address first the neutrinos. Having even a tiny mass, they could make up all of the non-baryonic dark matter. Low-mass neutrinos, however, are problematic dark matter candidates since they represent hot dark matter. The terms ‘cold’ and ‘hot’ dark matter refer to the early Universe. When the Universe became transparent to radiation (about 300 000 years after the big bang), matter was no longer in thermodynamic equilibrium with radiation. At that time, hot dark matter particles had relativistic speeds, whereas the speeds of cold dark matter particles were non-relativistic. This had important implications for the formation of structures in the early Universe. Hot dark matter basically cannot form small-scale structures such as galaxies in the first place, which is indicated by observations. So, the idea of low mass neutrinos accounting for most of the non-baryonic dark matter is ruled out.

What about other candidates? WIMPs (Weakly Interacting Massive particles) and axions are both non-baryonic cold dark matter candidates. As the name implies, WIMPs are massive particles which interact or couple only weakly with other matter. The most promising candidate is the neutralino, a particle predicted by an extension of the Standard Model called Supersymmetry (SUSY, see Wagner 1999). The existence of axions, which are very weakly interacting low-mass bosons, is a hot topic in theoretical physics. They were introduced to explain the CP (Charge Parity) problem of QCD (Quantum Chromodynamics; see Raffelt 1997 for a discussion of this problem). Topological defects of space include the so-called monopoles (point-like defects) and strings (line-shaped defects). They could have been formed during phase transitions in the early Universe.

It is important to note that all of the non-baryonic dark matter candidates, except the neutrinos, have not been observed yet. Their existence, and the validity of the theories predicting them, is still controversial. Laboratory searches and astronomical observations regarding these exotic particles and structures are among the most important scientific enterprises for understanding the Universe.

## 2 Molecular Hydrogen as a Dark Matter Candidate

Cold molecular hydrogen is a possible candidate for baryonic dark matter (see Sect. 1.4). PCM94 suggested that a large fraction of dark matter in spiral galaxies is cold molecular hydrogen. I will discuss the proposed model in the following section. In Sect. 2.2, I briefly comment on some perspectives for detecting cold molecular hydrogen.



## 2.1 The Cold Fractal Cloud Model

PCM94 proposed that dark matter in spiral galaxies may be in the form of cold fractal clouds in an extended disk. The smallest building blocks of these clouds are cold, dense clumps of molecular hydrogen gas, called “clumpuscles”. According to the model of PCM94, the clumpuscles have a radius of the order of 30 AU, which is about the radius of the solar system, and a mass of approximately a Jupiter, that is  $10^{-3} M_{\odot}$ . The density is about  $10^9$  H atoms per  $\text{cm}^3$ .

By discussing some fundamental questions, I would like to emphasize some of the supporting as well as critical arguments concerning this model.

### 2.1.1 Why Is Molecular Hydrogen a Good Candidate for Dark Matter in Spiral Galaxies?

First of all, hydrogen is by far the most abundant element in the Universe. So, one might as well suspect that molecular hydrogen ( $\text{H}_2$ ) is the most abundant molecule. It is a symmetric diatomic molecule and has no permanent dipole moment. Therefore electromagnetic dipole transitions are forbidden.  $\text{H}_2$  has, however, a small permanent quadrupole moment. As a consequence,  $\text{H}_2$  shows no strong rotational-vibrational (rovib) spectrum. What you can observe instead are weak rovib and pure rotational lines in the infrared, due to electromagnetic quadrupole transitions. These lines can only be seen when the molecular hydrogen is excited, e.g. caused by thermal collisions or absorption of UV starlight followed by fluorescence. Another possibility is to observe  $\text{H}_2$  lines in absorption against IR sources, e.g. young stellar objects (YSOs). The resulting lines are usually weak, typically only a few percent of the continuum, which makes the observations very difficult.  $\text{H}_2$  is well-studied in absorption against UV sources, usually O- or B-type stars. But the extinction and scattering of UV radiation by interstellar dust makes these observations either difficult or sometimes impossible, particularly in the case of dust-obscured or very distant regions.

To cut a long story short, there is probably a great deal of  $\text{H}_2$  which we cannot see with current instruments, especially when it is cold, that means below 100K, and not exposed to UV radiation. It is therefore a good candidate for baryonic dark matter.

Another supporting argument for  $\text{H}_2$  as a dark matter candidate is its consistency with the evolution of spiral galaxies along the Hubble Sequence (see Fig. 5). It was proposed that the evolution goes from late to early Hubble types (Pfenniger, Combes & Martinet 1996). During that process the fraction of dark matter seems to decrease but the amount of visible stars increases. The most straightforward explanation is that dark matter is at least partly consumed by star formation in the visible disk of spiral galaxies. Hydrogen would therefore be a reasonable candidate for dark matter in spiral galaxies.

### 2.1.2 Why Is the $\text{H}_2$ Cold?

No detailed model describing the thermal state of the dark  $\text{H}_2$  clouds exists so far. This is mainly because the precise heating rates and mechanisms in the outer regions of galaxies are unknown. So, the thermal stability of cold clouds in an extended visible disk is not obvious. The heating by cosmic rays, for example, can probably be an important factor governing the temperatures in steady state with the cooling in the clouds (Walker & Wardle 1999, Sciamia 2000).

However, one can try to set approximate upper limits to the temperature. High temperatures will eventually result in the evaporation of the denser clouds into the hot

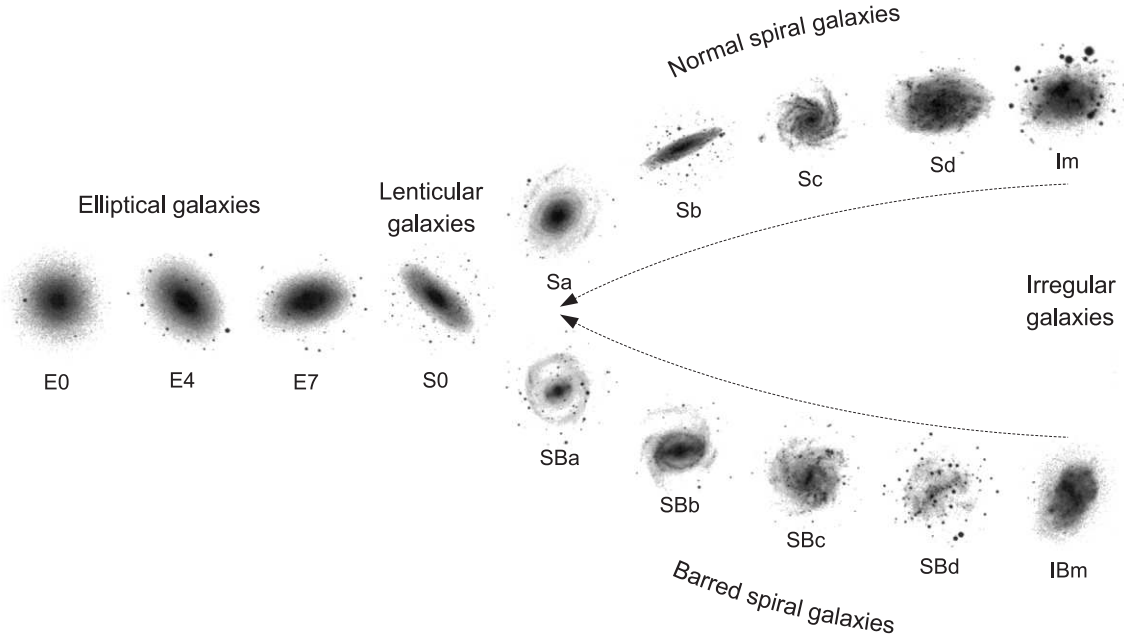


Figure 5: The Hubble Sequence of galaxies. The proposed evolution of spiral galaxies is indicated by the dashed arrows (Fig. adapted from Laustsen et al. 1987).

HI-gas component of the Galactic halo. This and observational constraints probably limit the temperatures of the dense  $H_2$  clouds to values of about 10K or below. PCM94 suppose that they are in thermal equilibrium with the cosmic background radiation and hence have a temperature of around 3K.

### 2.1.3 What Determines the Size, Density and Distribution of the Clumpscules?

If the clumpscules are dense ( $n_H \approx 10^9 \text{cm}^{-3}$ ) and have low temperatures ( $T \lesssim 10\text{K}$ ) then the critical question is why the gas clouds do not form stars. Presumably any such gas clouds have spent a long time, possibly several Gyr, in the extended disk. Why was there no star formation even at low efficiency?

Pfenniger and Combes propose that the clouds have a fractal structure with the clumpscules representing the smallest building blocks (Pfenniger & Combes 1994). This is not implausible since the fractal nature of the interstellar cold gas is rather well known (Falgarone et al. 1992, Pfenniger 1996, Combes 1999). An analogy of such a fractal distribution is shown in Fig. 6.

A basic feature of every fractal structure is its self-similarity. Going to smaller and smaller scales one encounters the same structure again and again (see Fig. 6). In theory this behaviour would continue to infinitely small scales. In reality fractals show self-similarity only over a certain number of scales since there is a natural limit for the size of the building blocks. It is important to note that physical properties of fractal objects could be quite different from normal, smooth objects (e.g. objects with a roughly fractal surface have a much bigger effective surface area).

What about the implications of the fractal distribution? First of all, space would not be occupied homogeneously. Actually there are large regions of emptiness (again see Fig. 6) making the detection of such objects more difficult. But the clumpscules themselves are in fact closer together, meaning that there are local regions with high concentration.




Figure 6: A fractal skewed web (Sierpinski tetrahedron, cf. Mandelbrot 1983)

That makes the collision timescale of the clumpuscules smaller than their collapse time. In other words, frequent collisions prevent the clumpuscules from gravitational collapse and hence from forming stars. The proposed size and density can be understood as a result of the dynamical equilibrium between collisions and gravitational collapse (see Pfenninger & Combes 1994 for a more detailed discussion).

## 2.2 Perspectives for Detecting Cold H<sub>2</sub> in the Galactic Disk and Halo

Many observational probes for detecting cold gas clouds of molecular hydrogen in an extended disk of our Galaxy have been suggested (e.g. Combes and Pfenninger 1997). The most promising are the study of quasar absorption lines and lensing effects.

### 2.2.1 Quasar Absorption Lines

Absorption is a promising way to trace the cold H<sub>2</sub> gas (see Sect. 2.1.1). The absorption due to H<sub>2</sub> in the outer parts of our Galaxy could, in principle, be detected in the UV spectra of quasars. However, there are several difficulties.

First of all, H<sub>2</sub> absorbs in the UV at wavelengths around 1000 Å (Lyman and Werner bands). Ground based observations are impossible because of strong atmospheric absorption. Only the recently launched FUSE satellite (Far Ultraviolet Spectroscopic Explorer, see <http://fuse.pha.jhu.edu>) is currently able to perform measurements at these wavelengths from space.

Another complication is the line damping due to the proposed high column densities ( $N_{\text{H}} \approx 10^{25} \text{ cm}^{-2}$ ). The absorption lines would become extremely saturated and broadened (natural line widths far exceed the Doppler widths). As a consequence, all H<sub>2</sub> lines in the UV overlap, meaning that all the light with wavelengths  $\lambda \lesssim 3000 \text{ Å}$  is absorbed (see Combes and Pfenninger 1997 for a simulated absorption profile). These absorptions

may appear and disappear on scales of one year, since the clumpscules are supposed to have a proper motion of around  $100 \text{ km s}^{-1}$ .

The detection probability of such an absorption event is unclear. Due to the fractal distribution of the clumpscules (see Sect. 2.1.3), the surface filling factor is less than 1 %. That would make absorption events very rare and the chance of detection with a satellite like FUSE would be very low.

### 2.2.2 Gravitational Microlensing and Gaseous Lensing

Another promising approach for detecting dark matter in our Galaxy makes use of gravitational microlensing effects. MACHOs have already been detected by that method (see Sect. 1.4). The principle of gravitational lensing is shown in Fig. 7:

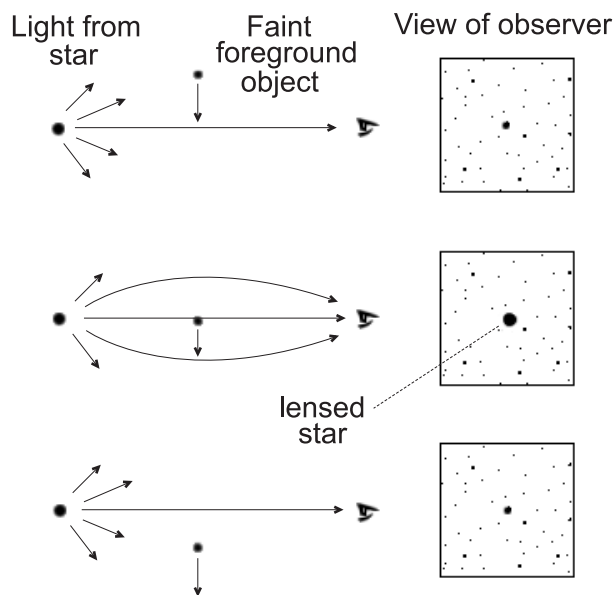


Figure 7: Gravitational lensing of a background star (schematic, adapted from Brau 1999).

The foreground object in Fig. 7 can be any massive object. The mass and proper motion of the object mainly determine the duration of the lensing event (Paczynski 1996). The clumpscules as proposed by PCM94 are not able to produce measurable effects through gravitational lensing since their mass or column density is too small. They could, however, cause lensing effects due to gaseous lensing (Draine 1998), i.e. refraction of optical starlight passing through the clouds. In fact, lensing events resulting from MACHOs and from clumpscules would resemble each other. Rafikov and Draine (2000) put constraints on cold  $\text{H}_2$  clouds from the results of existing gravitational microlensing searches. But there is a way to distinguish between MACHO and gaseous lensing events. If the lensing object consists of  $\text{H}_2$  gas, absorption lines imposed on the stellar spectrum could be seen (Draine 1998). Supplementing any existing searches for gravitational microlensing events by spectroscopy would allow the detection of such gas clouds.

Another method for detecting dark matter is to study the distortion of background galaxy images caused by gravitational lensing. Large samples are needed to perform statistics and obtain information on the distribution of dark matter. The first results of two surveys were presented recently (see Fischer et al. 1999, <http://www.sdss.org> and Van Waerbeke et al. 2000, <http://www.cfht.hawaii.edu/News/Lensing>).

### 2.2.3 Extreme Scattering Events

Extreme scattering events are significant flux changes detected whilst observing compact radio quasars (Fiedler et al. 1994). The variations are believed to originate from refractive effects due to plasma lenses crossing the line of sight. Photoionized material and free electrons around the clumpuscles may explain these events (Walker and Wardle 1998).

The photoionized “skin” of a clumpuscle is produced by its interaction with the cosmic ray background radiation and UV starlight. The cosmic rays would also produce  $\gamma$ -ray emission, which is possibly explaining the observed  $\gamma$ -ray background emission (Kalberla et al. 1999, de Paolis et al. 1999).

## 3 Conclusions

Only about 1 % of the matter in our Universe is visible to us. About 25 % is dark matter and can only be detected via its gravitational interaction with the visible matter. The rest is probably vacuum energy and could make  $\Omega_{\text{total}} = 1$  (flat Universe).

According to the theory of Big Bang Nucleosynthesis most of the dark matter has to be non-baryonic. But there is strong evidence that spiral galaxies contain a large amount of baryonic matter, presumably in the form of cold dense clouds of molecular hydrogen. The most promising perspectives for detecting them are quasar absorption lines and lensing events.

However, our current models of dark matter are still rather vague and tentative. Observations and experiments shedding light on its true nature are hard to perform. This quest leads us to the very foundations of modern physics and cosmology and will almost certainly have a deep impact on our understanding of the Universe.

## 4 Questions and Discussion

This is a summary of the questions asked during the discussion after the talk.

**Dr. Thomasson** asked: If you derive galaxy cluster masses you are assuming that they are in virial equilibrium. Is that a reasonable assumption?

**A. Tappe** answered: Yes, it is a reasonable assumption if the age of the cluster is much larger than its dynamical timescale. However, departures from virial equilibrium can be significant, especially in the outer parts. Besides, the assumption of virial equilibrium is the only way to get a simple estimate of the total mass of a cluster with a given velocity distribution. The errors are expected to be comparable to the statistical uncertainties of the measurements and should be at least an order of magnitude less than the mass estimated for the dark matter. For a more complete discussion see Binney & Tremaine (1987, pp. 26-29 and 610-616).

**Dr. Thomasson** continued: How do spiral galaxies evolve along the Hubble Sequence from type Sd to Sa by forming stars from  $\text{H}_2$  gas in the extended disk? How is this gas able to form stars?

**A. Tappe** replied: I pointed out that spiral galaxies evolve along the Hubble Sequence from late to early types. During that process dark matter seems to be consumed by star formation. According to the model of PCM94  $H_2$  in spiral galaxies is in the form of cold clouds of molecular hydrogen. Frequent collisions among the clumpuscles, the smallest building blocks of the fractal structure, would prevent star formation.

However, galaxy evolution is a dynamical process.  $H_2$  clouds can possibly join the visible disk and contribute to star formation by losing angular momentum (see Pfenniger 1997 for more details).

**M. Försth** asked: What is the source of the X-ray emission from galaxy clusters?

**A. Tappe** said: Galaxy clusters are among the brightest X-ray sources in the sky. This radiation comes from very hot gas occupying the space between the galaxies of the cluster. The temperature of the gas ranges from 20 to 100 million K, which is probably due to heating caused by the interaction with the galaxies moving through that gas. Its origin is not exactly known. It could in principal be accreted from the outside or blown out from the galaxies in the cluster.

**Dr. Liu** asked: You mentioned the velocity distribution of galaxies in clusters and the rotation curves of galaxies as evidence for dark matter. Where is the majority of dark matter? Is it inside the galaxies or in between them?

**A. Tappe** answered: The rotation curves of disc galaxies suggest that we see only about one tenth of the gravitating mass. That means that the amount of dark matter is up to 90 %. Much less is known about the dark matter fraction in elliptical and dwarf galaxies. Observing galaxy clusters in the visible and X-ray light, we sense roughly 20 to 30 % of its total gravitating mass. So, the dark matter fraction is 70 to 80 %. The hot intergalactic gas giving rise to the X-ray emission of the cluster makes up approximately 10 % of the gravitating mass.

In general, a ratio of dark to visible matter around 10:1 could still be caused entirely by baryonic dark matter (consistent with the total amount of visible  $\Omega_{\text{vis}} \approx 0.005$  and baryonic matter  $\Omega_b \approx 0.05$ ). But there is probably a much larger amount of non-baryonic dark matter (note that  $\Omega_{\text{CDM}} \approx 0.2$ ). Many candidates have been suggested but so far we only know that these particles are very weakly interacting with themselves and other matter. As a consequence they are probably distributed rather homogeneously.

Since galaxy clusters contain many galaxy types (spirals, ellipticals, dwarfs, ...) in varying amounts, it is difficult to figure out where the majority of dark matter might be. It depends on how much dark matter is contained in all these types. By knowing that we would be able to constrain the amount of dark matter located in between the galaxies. This stuff could be baryonic as well as non-baryonic.

Note finally, that it is probably not easy to distinguish between the “inside” and “outside” of a galaxy. The halos and disks can be quite extended, so that sometimes neighbour galaxies are actually overlapping.

## Acknowledgements

I am grateful to A. B. Romeo, J. H. Black, T. Wiklind, L. Humphreys and B. T. Draine for helpful comments.

## References

- Alcock C., et al. 1993, *Nature*, 365, 621
- Binney J., Tremaine S. 1987, *Galactic dynamics* (Princeton:Princeton university press)
- Brau J. 1999, [http://blueox.uoregon.edu/~courses/BrauImages/Chap23/FG23\\_021.jpg](http://blueox.uoregon.edu/~courses/BrauImages/Chap23/FG23_021.jpg)
- Briel U. G., Henry J. P., Böhringer H. 1992, *A&A*, 259, L31
- Coles P., Lucchin F. 1995, *Cosmology - The origin and evolution of cosmic structure* (Chichester:Wiley)
- Combes F. 1999, <http://xxx.lanl.gov/abs/astro-ph/9906477>
- Combes F., Pfenniger D. 1997, *A&A*, 327, 453
- de Bernardis P., et al. 2000, *Nature*, 404, 955
- de Paolis F., Ingrosso G., Jetzer P., Roncadelli M. 1995, *A&A*, 295, 567
- de Paolis F., Ingrosso G., Jetzer P., Roncadelli M. 1998, *ApJ*, 500, 59
- de Paolis F., Ingrosso G., Jetzer P., Roncadelli M. 1999, *ApJ*, 510, L103
- Dodelson S., Knox L. 2000, *PhRvL*, 84, 3523
- Draine B. T. 1998, *ApJ*, 509, L41
- Dursi J. 1998, <http://www.astro.queensu.ca/~dursi/dm-tutorial/dm1.html>
- Falgarone E., Puget J.-L., Péroul M. 1992, *A&A*, 257, 715
- Feynman R. P. 1998, *The meaning of it all* (London:Penguin books); John Danz lectures given by R. P. Feynman in 1963
- Fiedler R., et al. 1994, *ApJ*, 430, 581
- Fischer P., et al. 1999, <http://xxx.lanl.gov/abs/astro-ph/9912119>
- Gerhard O., Silk J. 1996, *ApJ*, 472, 34
- Kalberla P. M. W., Shchekinov Yu. A., Dettmar R.-J. 1999, *A&A*, 350, L9
- Laustsen S., Madsen C., West R M. 1987, *Exploring the southern sky* (Berlin:Springer Verlag)
- Lineweaver C. H. 1999, <http://xxx.lanl.gov/abs/astro-ph/9911294>
- Mandelbrot B. B. 1983, *The fractal geometry of nature* (New York:Freeman)
- McGaugh S. S. 1999, *ApJ*, 523, L99
- Paczynski B. 1986, *ApJ*, 304, 1
- Paczynski B. 1996, *ARA&A*, 34, 419
- Perlmutter S., et al. 1999, *ApJ*, 517, 565
- Persic M., Salucci P. 1995, *ApJS*, 99, 501
- Peterson J. B., et al. 2000, *ApJ*, 532, L83
- Pfenniger D. 1996 in *New Extragalactic Perspectives in the New South Africa*, ed. D. L. Block & J. M. Greenberg (Dordrecht:Kluwer Academic Publishers)
- Pfenniger D. 1997 in *Dark and visible matter in galaxies*, ed. M. Persic & P. Salucci (San Francisco:APS conference series vol. 117)

- Pfenniger D., Combes F., Martinet L. 1994, *A&A*, 285, 79 (PCM94)
- Pfenniger D., Combes F., Martinet L. 1996 in *New Extragalactic Perspectives in the New South Africa*, ed. D. L. Block & J. M. Greenberg (Dordrecht:Kluwer Academic Publishers)
- Pfenniger D., Combes F. 1994, *A&A*, 285, 94
- Raffelt G. G. 1997, <http://xxx.lanl.gov/abs/hep-ph/9712538>
- Rafikov R. R., Draine B. T. 2000, <http://xxx.lanl.gov/abs/astro-ph/0006320>
- Rowan-Robinson M. 1996, *Cosmology* (Oxford:Clarendon Press), 3<sup>rd</sup> edition
- Sciama D. W. 2000, *MNRAS*, 312, 33
- Squires G., et al. 1996, *ApJ*, 461, 572
- Tripp T. M., Savage B. D., Jenkins E. B. 2000, *ApJ*, 534, L1
- Turner M. S. 1999, *PhysS* to appear, <http://xxx.lanl.gov/abs/astro-ph/9901109>
- Turner M. S., Tyson, J. A. 1999, <http://xxx.lanl.gov/abs/astro-ph/9901113>
- van den Bergh S. 2000, *PASP*, 112, 529
- van Waerbeke L., et al. 2000, <http://xxx.lanl.gov/abs/astro-ph/0002500>
- Wagner D., 1999, <http://hep-www.colorado.edu/~wagner/susynlc/susynlc.html>
- Walker M., Wardle M. 1998, *ApJ*, 498, L125
- Walker M., Wardle M. 1999, *ApJ*, 527, L109
- Weinberg S. 1999, *SciAm*, 12, 36