

The thermal radiation of the isolated neutron star RX J1856.5–3754 observed with Chandra and XMM-Newton

V. Burwitz, F. Haberl, R. Neuhäuser, P. Predehl, J. Trümper, and V. E. Zavlin

Max-Planck-Institut für extraterrestrische Physik, P.O. Box 1312, D-85741 Garching, Germany

Received October 24, 2002; accepted November 25, 2002

Abstract. We present results of the analysis of data collected in 57-ks *XMM-Newton* and 505-ks *Chandra* observations of the nearby ($\simeq 120$ pc) isolated neutron star RX J1856.5–3754. We confirm most of the statements made by Burwitz et al. (2001) who discussed the original 55-ks *Chandra* data. Detailed spectral analysis of the combined X-ray and optical data rules out the currently available nonmagnetic light and heavy element neutron star atmosphere (LTE) models with hydrogen, helium, iron and solar compositions. We find that strongly magnetized atmosphere models also are unable to represent the data. The X-ray and optical data show no spectral features and are best fitted with a two-component blackbody model with $kT_{\text{bb},X}^{\infty} \simeq 63.5$ eV and $R_{\text{bb},X}^{\infty} \simeq 4.4$ ($d/120$ pc) km for the hot X-ray emitting region, and $kT_{\text{bb,opt}}^{\infty} < 33$ eV and $R_{\text{bb,opt}}^{\infty} > 17$ ($d/120$ pc) km for the rest of the neutron star surface responsible for the optical flux. The large number of counts collected with *XMM-Newton* allows us to reduce the upper limit on periodic variation in the X-ray range down to 1.3% (at a 2σ confidence level) in the $10^{-3} - 50$ Hz frequency range. In an attempt to explain this small variability, we discuss an one-component model with $kT_{\text{bb}}^{\infty} \simeq 63$ eV and $R_{\text{bb}}^{\infty} \simeq 12.3$ ($d/120$ pc) km. This model requires a low radiative efficiency in the X-ray domain, which may be expected if the neutron star has a condensed matter surface.

Key words. stars: atmospheres – stars: individual: RX J1856.5-3754 – stars: neutron – X-rays: stars

1. Introduction

1.1. Thermal radiation from isolated neutron stars

Thermal emission from the surface of an isolated neutron star (NS) could be very useful for determining the star's mass M and the radius R , what in turn puts important constraints on the equation of state of matter at supranuclear densities.

Specifically, the detection of spectral features in radiation of isolated NSs may provide:

- chemical composition of the NS surface,
- the surface gravity from the line broadening,
- the mass-to-radius ratio from measurement of gravitational redshift of the lines,
- strength of the surface magnetic field.

ROSAT was the first satellite with a sufficient sensitivity in the soft X-ray band (0.1 – 2.0 keV) to start a systematic search and study of isolated NSs which reveal blackbody-like thermal emission. Seven such objects emitting soft thermal X-ray spectra, having high X-ray/optical flux and invisible in radio band were detected with *ROSAT* (see, e. g., Zampieri et al. 2001 for the complete list).

Send offprint requests to: Vadim Burwitz,
e-mail: burwitz@mpe.mpg.de

RX J1856.5–3754 (or RXJ1856 throughout the text) is the brightest of them in X-rays.

We use apparent temperatures T_{bb}^{∞} and radii R_{bb}^{∞} which are measured by a distant observer, throughout this paper. The true parameters as measured at the neutron star surface are given by $T_{\text{bb}} = T_{\text{bb}}^{\infty} (1 - r_g/R)^{-1/2}$ and $R_{\text{bb}} = R_{\text{bb}}^{\infty} (1 - r_g/R)^{1/2}$ where $r_g = 2GM/c^2$ is the Schwarzschild radius of the NS.

1.2. Previous Observations

Walter et al. (1996) and Neuhäuser et al. (1997) first concluded that RXJ1856 is an isolated NS. The *ROSAT* data showed that RXJ1856 has a non-variable X-ray flux of $\simeq 1.5 \times 10^{-11}$ erg s $^{-1}$ cm $^{-2}$ and a soft spectrum with a blackbody temperature of $kT_{\text{bb}}^{\infty} \simeq 57$ eV. Very interestingly, the Planckian shape of the spectrum was confirmed later with the first high-resolution *Chandra* LETGS data (Burwitz et al. 2001; hereafter B01). Actually, the grating spectrum did not show any significant deviations from a Planckian, which are expected in spectra of NS atmospheres containing heavy chemical elements.

The faint optical counterpart with $V \simeq 26$ mag of RXJ1856 was discovered by Walter & Matthews (1997) and confirmed by Neuhäuser et al. (1998). Walter (2001) and Neuhäuser (2001) used the faintness of the opti-

Table 1. Journal of *Chandra* and *XMM-Newton* observations

Obs. Id. #	Instrument (mode)	Obs. Start [UT]	Obs. End [UT]	Exposure [ksec]	Obs. Type	Remark
<i>Chandra</i>						
113	LETGS	2000/03/10	2000/03/10	55.48	GTO	
3382	LETGS	2001/10/08	2001/10/09	101.96	DDT	
3380	LETGS	2001/10/10	2001/10/12	167.50	DDT	
3381	LETGS	2001/10/12	2001/10/14	171.13	DDT	
3399	LETGS	2001/10/15	2001/10/15	9.32	DDT	
total exposure				505.39		
<i>XMM-Newton</i>						
0106260101	EPIC-pn (SW)	2002/04/08	2002/04/09	57.193	GTO	effective exposure~71% = 40 ks
0106260101	EPIC-MOS1 (TI)	2002/04/08	2002/04/09	57.740	GTO	no response available yet
0106260101	EPIC-MOS2 (SW)	2002/04/08	2002/04/09	57.996	GTO	
0106260101	RGS1	2002/04/08	2002/04/09	58.546	GTO	
0106260101	RGS2	2002/04/08	2002/04/09	58.546	GTO	

cal counterpart and its large proper motion of about 0.33 mas yr^{-1} as further arguments that RXJ1856 is indeed an isolated NS. With data from three *HST* observations of RXJ1856, Walter (2001) determined the distance to the source to be $d = 61_{-8}^{+9} \text{ pc}$. A re-analysis of the same data led to a revised distance to $d = 142_{-39}^{+58} \text{ pc}$ (Kaplan et al. 2002). One more *HST* observation allowed Walter & Lattimer (2002) to obtain an improved estimate on the distance, $d = 117 \pm 12 \text{ pc}$.

None of the previous analysis of the X-ray data yielded any significant periodicity. With the *ROSAT* data Pons et al. (2002) derived an upper limit of 6% on the rotational modulation of the flux for periods in the range $0.1 \text{ s} - 20 \text{ s}$. B01, using the data from the first 55-ks *Chandra* observation of RXJ1856, put a limit of 8% in the period range $25 \text{ ms} - 10^3 \text{ s}$. Analysing the 505-ks *Chandra* data Ransom et al. (2002) and Drake et al. (2002) obtained upper limits of 4.5% ($10 \text{ ms} - 10^3 \text{ s}$) and 2.7% ($10 \text{ ms} - 10^4 \text{ s}$), respectively.

In this paper we describe the *Chandra* and *XMM-Newton* data (§2), the results of spectral (§3) and timing (§4) analysis, discuss implications on the nature of RXJ1856 (§5) and propose alternative models (§6).

2. Observations and data extraction

2.1. Chandra LETGS

RXJ1856 was first observed in March 2000 with the standard LETGS configuration followed by four further observations in October 2001 (see Table 1). The LETGS spectrum was extracted from the reprocessed level 2.0 event files. We used the extraction region recommended in the *Chandra* Proposers' Observatory Guide¹ (POG) for extracting the source spectrum. For the background, large regions above and below the source extraction area were selected (see B01 and POG) The measured dispersed source count rate is $0.29 \pm 0.01 \text{ cts s}^{-1}$ in the 0.15–1.00 keV range. The extracted source spectrum and the

most up-to-date effective area tables (version July 2002)² were used for spectral fits.

2.2. XMM-Newton

The *XMM-Newton* GTO observation took place on April 8, 2002 (see Table 1). The duration of the exposure for all instruments was $\sim 57 \text{ ks}$. The effective exposure for EPIC-pn CCD in the Small Window mode is about 70% of this giving an effective exposure of $\sim 40 \text{ ks}$. The EPIC-pn and EPIC-MOS2 countrates in the 0.12–1.2 keV energy range are $8.31 \pm 0.02 \text{ cts s}^{-1}$ and $1.35 \pm 0.01 \text{ cts s}^{-1}$, respectively. Two RGS instruments detected the source at the total countrate of $0.29 \pm 0.03 \text{ cts s}^{-1}$.

3. Spectral analysis

B01 found that the RXJ1856 spectrum detected with the *Chandra* LETGS instrument in the 55-ks observation is best fitted to a blackbody model with $kT_{\text{bb},X}^{\infty} = (63.0 \pm 1.0) \text{ eV}$ and $R_{\text{bb},X}^{\infty} = 4.4 \pm 0.5 \text{ km} (d/120 \text{ pc})$. A fit to the 505-ks LETGS spectrum yields very similar, but much more constrained values of $kT_{\text{bb},X}^{\infty} = 63.5 \pm 0.2 \text{ eV}$ and $R_{\text{bb},X}^{\infty} = 4.4 \pm 0.1 \text{ km} (d/120 \text{ pc})$. The fit is shown in Fig. 2 (right panels).

The results of individual fits with blackbody model to the spectra from different instruments are given in Fig. 1 and Table 2. The *Chandra* and *XMM-Newton* data yield temperatures well consistent with each other and significantly different from that obtained with the *ROSAT* PSPC. The differences in the inferred values of model parameters are attributed to systematic uncertainties in the present calibrations of the X-ray instruments.

4. Timing analysis

Details on results from the timing analysis of the *Chandra* data can be found in B01, Ransom, Gaensler, & Slane (2002) and Drake et al. (2002). The 57-ks observation with

¹ <http://asc.harvard.edu/udocs/docs/docs.html>

² <http://asc.harvard.edu/cal/Links/Letg/User>

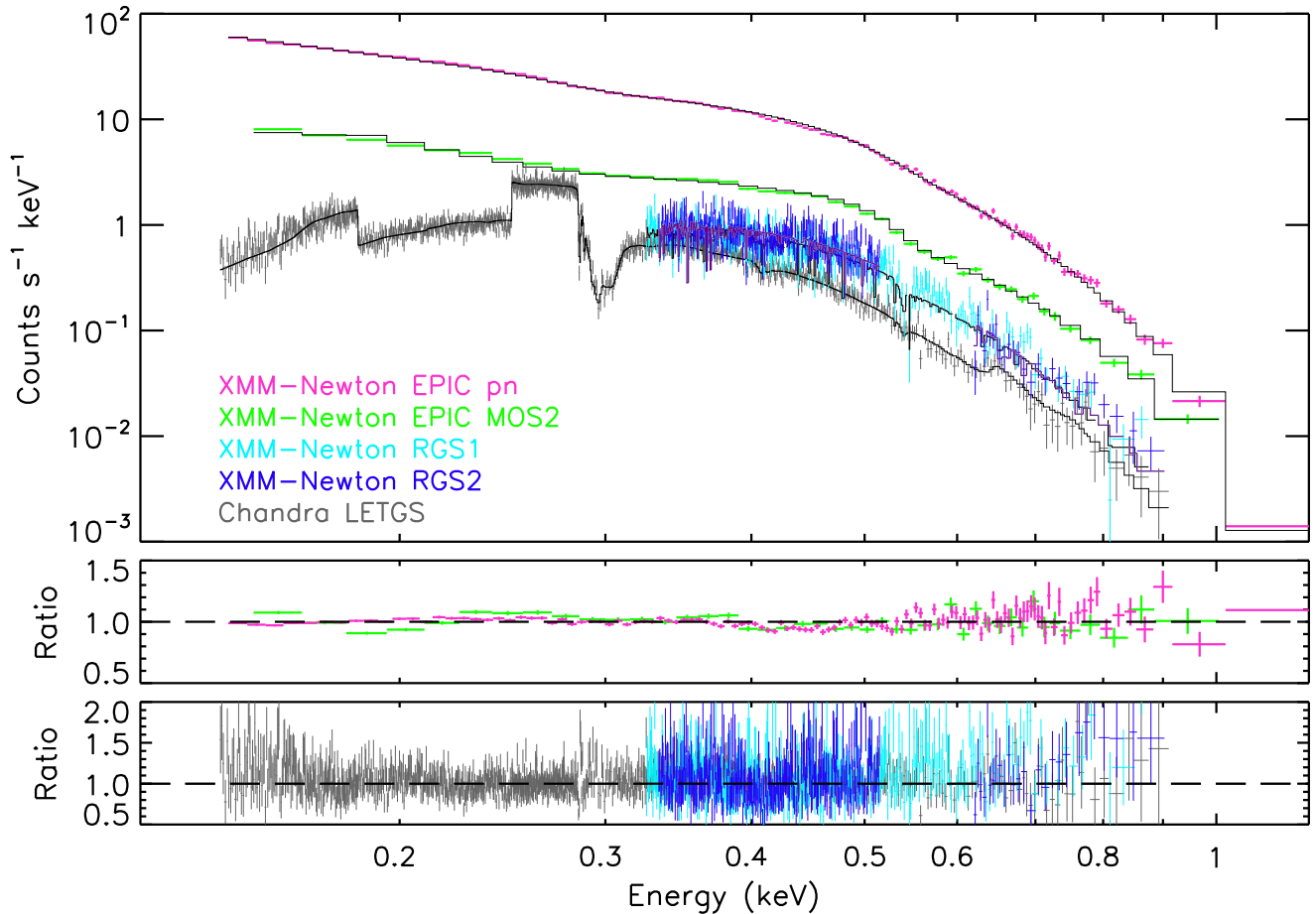


Fig. 1. The top panel shows the countrate spectra of RXJ1856 obtained with *XMM-Newton* and *Chandra* with the best single blackbody model fit to each instrument (the parameters are given in Table 2). The bottom two panels show the ratio between the data and the model for both the CCD detectors and the high resolution grating instruments.

Table 2. Results of spectral fits to the X-ray data.

Mission	Instrument	n_H 10^{20} cm^{-2}	kT_{bb}^∞ eV	R_{bb}^∞ km ($d/120 \text{ pc}$)	$f_X(0.1 - 1.0 \text{ keV})$ $10^{-11} \text{ erg/cm}^2/\text{s}$	L_{bol} 10^{31} erg/s	$\chi_\nu^2 / \text{d.o.f.}$
<i>ROSAT</i>	PSPC	1.46 ± 0.20	56.7 ± 1.0	7.5 ± 0.5	1.45	7.5	0.9/16
<i>Chandra</i>	LETGS	0.95 ± 0.03	63.5 ± 0.2	4.4 ± 0.1	1.14	4.1	1.2/1145
<i>XMM-Newton</i>	EPIC-pn	0.18 ± 0.03	62.8 ± 0.3	4.3 ± 0.1	1.67	3.7	2.3/122
<i>XMM-Newton</i>	EPIC-MOS2	0.67 ± 0.02	62.6 ± 0.4	4.4 ± 0.1	1.32	3.8	6.1/41
<i>XMM-Newton</i>	RGS1+RGS2	0.87 ± 0.08	63.4 ± 0.3	4.0 ± 0.2	0.90	3.3	1.1/717

the *XMM-Newton* EPIC-pn instrument provided much larger statistics (370,230 counts extracted from a $30''$ -radius circle centered at the source position) at a 6-ms time resolution. The standard Z_1^2 -test (Buccheri et al. 1983) run in the $10^{-3} - 50$ Hz frequency range revealed a maximum value $Z_{1,\text{max}}^2 = 33.3$, that translates into an upper limit of 1.3% (at a 2σ confidence level) on variability of the detected radiation assuming a sine-like signal.

5. Discussion

Pavlov et al. (1996) and Pons et al. (2002) showed that the light element (hydrogen and helium) nonmagnetic NS atmosphere models can be firmly ruled out because they, applied to the X-ray data on RXJ1856, yield (i) too small distance estimates ($d < 10 \text{ pc}$) and (ii) overpredict the optical flux measured from the source by a factor of ~ 100 . As first demonstrated by B01, no acceptable fit can be obtained with iron and standard solar-mixture atmosphere models (see Zavlin & Pavlov 2002 for a recent review on the NS atmosphere modeling) at any reasonable values of gravitational redshift parameter (see B01 for a more

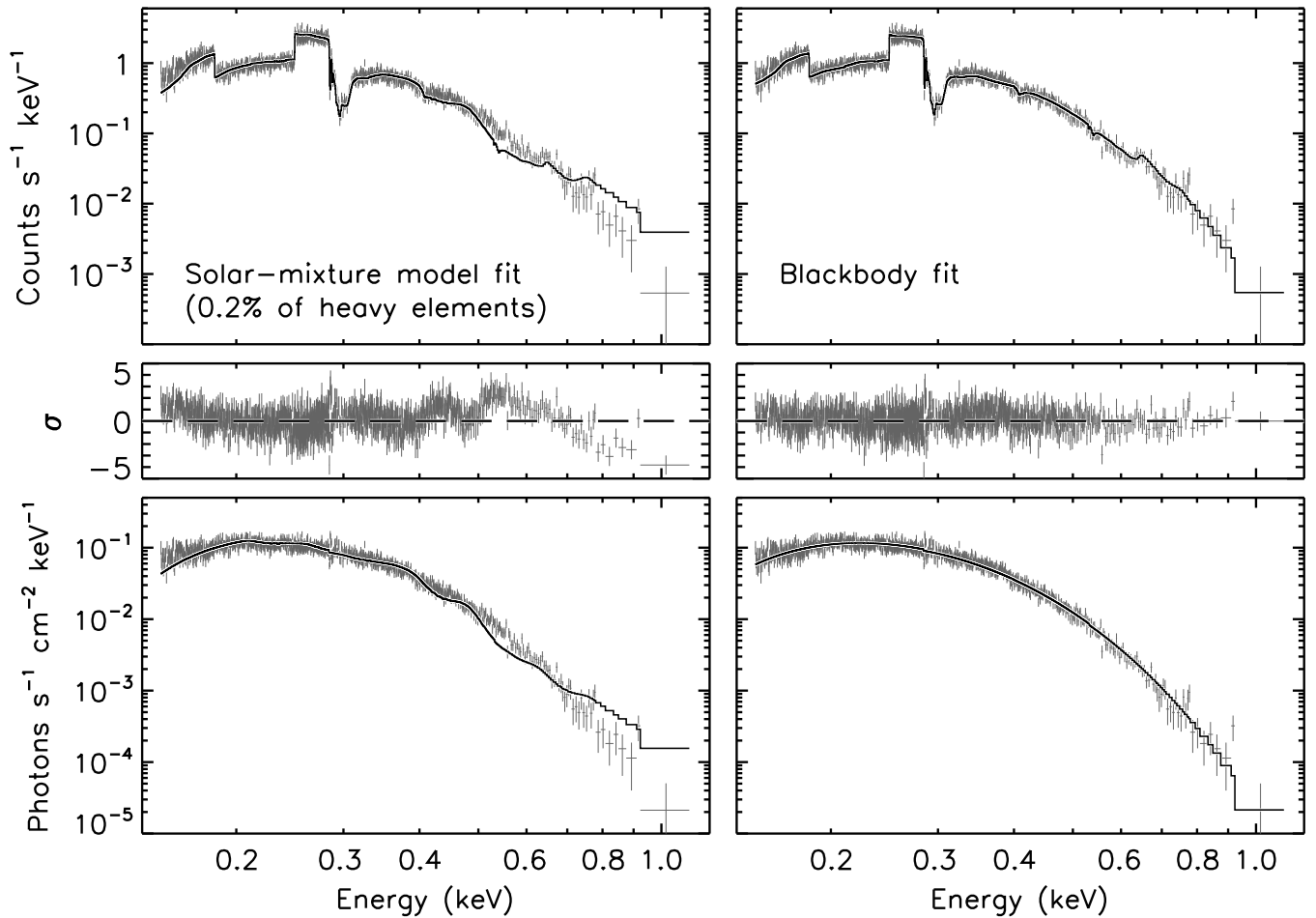


Fig. 2. The *Chandra* LETGS 505ks X-ray spectrum fitted with a NS solar-mixture atmosphere model (left) and a blackbody model (right). From top to bottom the panels show the countrate spectra, the residuals given in sigmas, and the photon flux spectra. The model spectra are overplotted in both the top and bottom panels.

detailed discussion). In case of the solar-mixture composition, the X-ray data rule out the models with heavy element abundances greater than 0.05%. Fig. 2 (left panels) shows an example of a spectral fit with a NS atmosphere model where heavy elements provide only 0.2% of the total mass density.

As shown in Zavlin & Pavlov (2002), sharp features in the spectra of NS heavy-element atmospheres, primarily spectral lines, may be smeared out by a fast NS rotation at periods as short as a few milliseconds. However, this rotational broadening (the Doppler effect) of the spectral features yet leaves broad-band spectral features in the model spectra at energies around most prominent absorption edges, that make these atmosphere models fail to fit the X-ray data (Pavlov, Zavlin & Sanwal 2002; Braje & Romani 2002).

Another possibility would be to fit the data with NS atmosphere models for strong magnetic fields. However, available magnetized hydrogen models, although not well elaborated yet for such rather low temperatures of interest (see Zavlin & Pavlov 2002 for discussion), have the

same problem as the nonmagnetic case: they overpredict the optical flux. On the other hand, the spectra emitted by magnetized iron atmospheres (Rajagopal, Romani & Miller 1997) show numerous absorption features which should be detectable with the modern instruments of high energy resolution. We note that smearing of spectral features due to line shifts in inhomogeneous magnetic fields (for example, varying by a factor of 2 over the NS surface for a dipole magnetic field configuration) may be expected to wash away narrow-band features, but anyway, should result in broad-band deviations from the blackbody spectrum, similar to the case of a fast rotating NS, as discussed above.

We conclude that the “classic” NS atmosphere models (with assumption of radiative equilibrium) are unable to reproduce the X-ray emission of RXJ1856, which is best fitted by a simple blackbody model (see Fig. 2, right panels). The possibility of a NS atmosphere which is not in radiative equilibrium since its outer layers heated by particle or photon irradiation has been discussed by Gänsicke, Braje & Romani (2002). In this case one can produce a

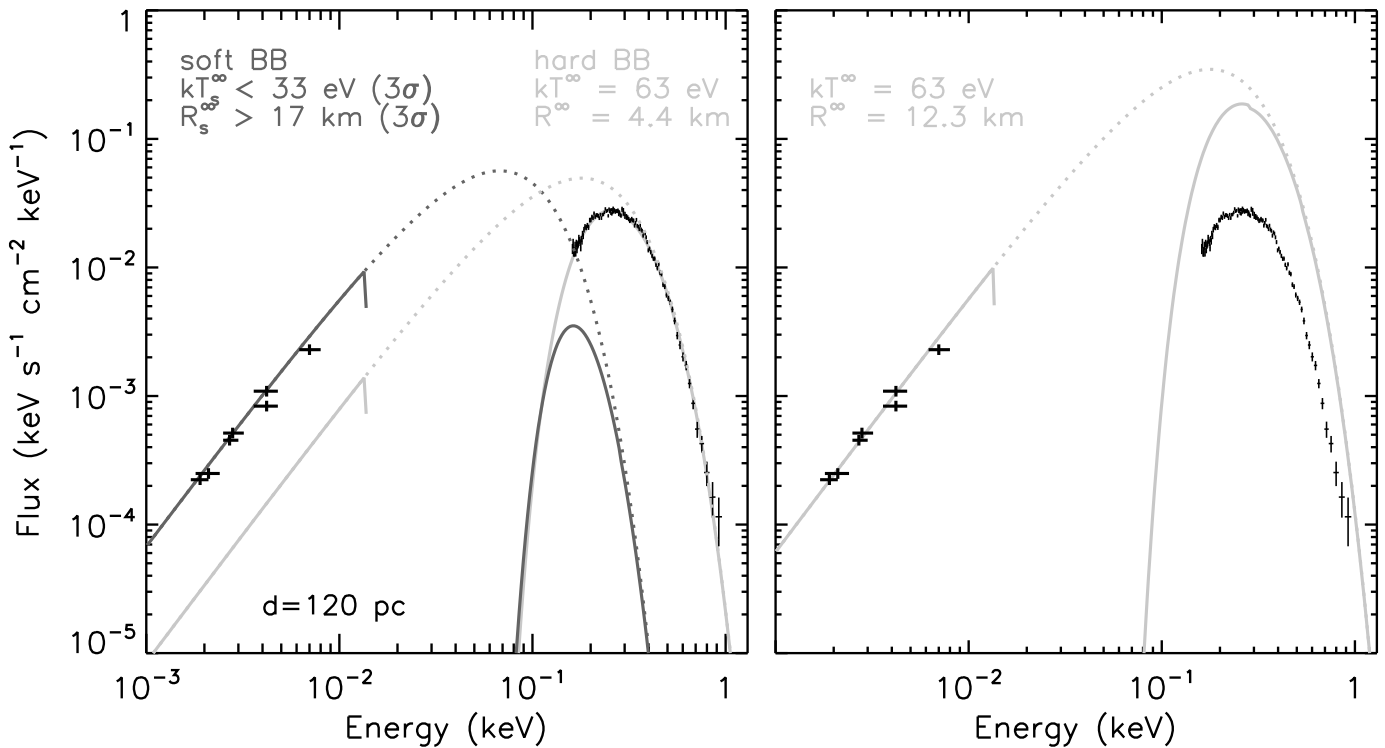


Fig. 3. (left) Two-component blackbody model with optical (van Kerkwijk & Kulkarni 2001, Pons et al. 2002) and *Chandra* LETGS X-ray data. (right) One-component blackbody model that requires a surface emissivity in the X-ray band, which is lower than that of a blackbody to fit the X-ray data. In both panels the solid and dotted curves represent the absorbed and unabsorbed model spectra, respectively.

spectrum which is close to that of a blackbody. However, this remains a pure speculation until the required source of the additional heating is identified.

An alternative possibility³ is to assume a condensed matter surface — liquid or solid — which might result in a virtually featureless Planckian spectrum in the soft X-ray band. Such a situation may occur at low temperatures ($kT < 86$ eV) and high magnetic fields ($B > 10^{13}$ G) when hydrogen, if present on the NS surface, is expected to be in the form of polyatomic molecules (Lai & Salpeter 1997; Lai 2001).

Yet another problem arises from the fact that the parameters derived from X-rays ($kT_{\text{bb,X}}^{\infty} = 63$ eV and $R_{\text{bb,X}}^{\infty} = 4.4 (d/120 \text{ pc}) \text{ km}$) do not fit the optical data obeying the Rayleigh-Jeans law with an intensity about a factor of 7 larger than that given by the continuation of the blackbody model yielded by the X-ray data. This situation has led Pons et al. (2002) to introduce a two-component interpretation: the model applied in the X-ray band is supplemented with an additional soft blackbody component emitted from about 80% of the NS surface and being responsible for the optical emission (c.f. Fig. 3 left). The requirement that the soft component does not contribute in the X-ray band puts an upper limit on the blackbody temperature $kT_{\text{bb,opt}}^{\infty} < 33.6$ eV (a 3σ confidence level), that restricts the stellar radius $R_{\text{bb,opt}}^{\infty} > 16.3$

$(d/120 \text{ pc}) \text{ km}$ (Pavlov, Zavlin & Sanwal 2002). We also note that the spectral shape of the optical blackbody data puts a lower limit on the temperature of the soft component $kT_{\text{bb,opt}}^{\infty} \gtrsim 4$ eV and an upper limit on its radius $R_{\text{bb,opt}}^{\infty} \lesssim 46 (d/120 \text{ pc}) \text{ km}$.

The non-observed modulation of the X-ray flux imposes severe restrictions on the viewing geometry which has been discussed quantitatively by Braje & Romani (2002). Using the previous limits on the pulsed fraction ($< 4\%$) they found "the fraction of the sky allowed by pulsed fraction constraints" (which translates into a probability of a given orientation of the rotational and viewing axes) of 2-4% for a NS radius of ~ 16 km. The new limit established with *XMM-Newton* on the pulsed fraction reduces the allowed sky fraction to even smaller values (around 1%). Alternatively, RXJ1856 could rotate with a short period of a few milliseconds (the available X-ray data do not provide sufficient time resolution for searching periodic signals at these time scales). But this seems unlikely in view of the NS age of ~ 0.5 Myr implied by its rather low surface temperature and the inferred distance from its birth place (Walter & Lattimer 2002).

6. Alternative models

The absence of periodic variations and spectral features in the observed radiation imposes very stringent constraints on any model. The simplest way to produce a time con-

³ Originally suggested by G. Pavlov (see B01 for a reference).

stant flux would be to assume a uniform temperature distribution across the stellar surface. For a temperature of $kT_{\text{bb}}^{\infty} = 63 \text{ eV}$ the measured optical spectrum requires a blackbody radius $R_{\text{bb}}^{\infty} \simeq 12.3 \text{ km}$. Consequently, the X-ray emissivity has to be below that of a blackbody by a substantial factor. Using the parameters derived from the *Chandra* data (c.f. Fig. 3 right) we find this factor to be about 0.15 (it can be about 0.45 if one adopts the parameters given by the *ROSAT* data). This would mean that the radiating surface should have a high reflectivity as may be expected for a condensed matter surface (Lenzen & Trümper 1978; Brinkmann 1980). In this case the spectrum may be represented by a $\alpha_X \times B_{\nu}$ dependence (B_{ν} is the Planck function), where α_X is the absorption factor ($\sim [1 - \rho_X]$, with ρ_X being the reflection factor), which in the general case will be energy-dependent (Brinkmann 1980). We have tested this hypothesis by fitting the *Chandra* LETGS spectrum with a Planckian B_{ν} multiplied by an energy dependent absorption factor $\alpha_X = E^{\beta}$ where E is the photon energy. It turns out that the best fit yields $\beta = 1.28 \pm 0.30$, $kT_{\text{bb}}^{\infty} = 54 \pm 2 \text{ eV}$, and $n_H = (5.1 \pm 0.3) \cdot 10^{19} \text{ cm}^{-2}$. This indicates that at a 4σ level we find deviations from a Planckian spectrum which may result from an energy dependent absorption factor. In this case the radius required from the optical spectrum is $R_{\text{bb}}^{\infty} \simeq 13.3 \alpha_{\text{opt}}^{-1/2} (d/120 \text{ pc}) \text{ km}$, where $\alpha_{\text{opt}} \leq 1$ is the absorption factor of the surface in the optical domain.

In conclusion, the two versions of our one-component model yield radii of $R^{\infty} = 12.3 \text{ km}$ and 13.3 km , respectively. These are lower limits as the absorption factor α may be smaller than unity in the optical band. We note that the observed radii correspond to true NS radii of $R > 9.1 \text{ km}$ and $R > 10.3 \text{ km}$ (for a NS mass of $1.4 M_{\odot}$), respectively, which are consistent with a soft equation of state. But, of course, the possible range of parameters allows stiff equations of state as well.

Two main conditions have to be fulfilled to make this model work. Firstly, the NS has to have a condensed matter surface, which requires a low temperature and a strong magnetic field. The former seems to be fulfilled in this case: with a temperature of $kT = 54 - 63 \text{ eV}$ RXJ1856 is the coldest one of all detected isolated NSs. But its magnetic field is still unknown. The second condition is that the condensed matter surface really exhibits the required high reflectivity ($\sim 0.55 - 0.85$) in the X-ray domain. It remains to be seen whether a detailed analysis of the optical properties of magnetically condensed matter substantiates this hypothesis.

Note added in Proof: Turolla, Zane & Drake (2002) have submitted a paper to ApJ in which they treat the emissivity of a condensed matter surface from a theoretical point of view, using the method of Brinkman (1980).

Acknowledgements. The *XMM-Newton* and the *Chandra* LETG projects are supported by the Bundesministerium für Bildung und Forschung/Deutsches Zentrum für Luft- und

Raumfahrt (BMBF/DLR) and the Max-Planck Society. We would also like to thank the anonymous referee for constructive comments.

References

- Braje, T., M., Romani, R. W., 2002, ApJ, in press (astro-ph/0208069)
- Buccheri, R., Bennett, K., Bignami, G. F., et al., 1983, A&A 128, 245
- Brinkman, W., 1980, A&A 82, 352
- Burwitz, V., Zavlin, V. E., Neuhäuser, R., Predehl, P., Trümper, J., Brinkman, A. C., 2001, A&A 379, L35 [B01]
- Drake, J. J., Marshall, H. L., Dreizler, S., Freeman, P. E., Fruscione, A., et al. 2002, ApJ 572, 996
- Gänsicke, B. T., Braje, T. M., Romani, R. W., 2002, A&A 386, 1001
- Kaplan, D. L., van Kerkwijk, M. H., Anderson, J. 2002, ApJ 571, 447
- Lai, D., Salpeter, E. E., 1997, ApJ 491, 270
- Lai, D., 2001, Rev. of Mod. Phys. 73, 629
- Lenzen, R., Trümper, J., 1978, Nature 271, 216
- Neuhäuser, R., Thomas, H.-C., Danner, R., Peschke, S., Walter, F. M., 1997, A&A 318, L43
- Neuhäuser, R., Thomas, H.-C., Walter, F. M., 1998, The Messenger 92, 27
- Neuhäuser, R., 2001, AN 322, 3J18563
- Pavlov, G. G., Zavlin, V. E., Trümper, J., Neuhäuser, R., 1996, ApJ 472, L33
- Pavlov, G. G., Zavlin, V. E., Sanwal, D., 2002, in Neutron Stars and Supernova Remnants, Eds. Becker, W., Lesch, H., Trümper, J., MPE Report 278, 273 (astro-ph/0206024)
- Pons, J. A., Walter, F. M., Lattimer, J. M., Prakash, M., Neuhäuser, R., An, P., 2002, ApJ 564, 981
- Rajagopal, M., Romani, R. W., Miller, M. C., 1997, ApJ 479, 347
- Ransom, S. M., Gaensler, B. M., Slane, P. O. 2002, ApJ 570, L78
- van Kerkwijk, M. H., Kulkarni, S. R. 2001, A&A 378, 986
- Walter, F. M., Wolk, S. J., Neuhäuser, R., 1996, Nature 379, 233
- Walter, F. M., Matthews, L. D., 1997, Nature 389, 358
- Walter, F. M., 2001, ApJ 549, 433
- Walter, F. M., Lattimer, J. 2002, ApJ 576, L145
- Zampieri, L., Campana, S., Turolla, R., Chierigato, M., Falomo, R., et al. 2001, A&A 378, L5
- Zavlin, V. E., Pavlov, G. G., 2002, in Neutron Stars and Supernova Remnants, Eds. Becker, W., Lesch, H., Trümper, J., MPE Report 278, p. 261 (astro-ph/0206025)