



Future Japanese missions for the study of warm-hot intergalactic medium

T. Ohashi¹, M. Ishida¹, S. Sasaki¹, Y. Ishisaki¹, K. Mitsuda²,
N. Y. Yamasaki², R. Fujimoto², T. Furusho², H. Kunieda²,
Y. Tawara³, A. Furuzawa³, Y. Suto⁴, and K. Yoshikawa⁴

¹ Department of Physics, Tokyo Metropolitan University, 1-1 Minami-Ohsawa, Hachioji, Tokyo 192-0397, Japan
e-mail: ohashi@phys.metro-u.ac.jp

² Institute of Space and Astronautical Science, Japan Aerospace Exploration Agency, 3-1-1 Yoshinodai, Sagamihara, Kanagawa 229-8510, Japan

³ Department of Astrophysics, Nagoya University, Furo-cho, Chikusa, Nagoya 464-8602, Japan

⁴ Department of Physics, University of Tokyo, 7-3-1 Hongo, Bunkyo-ku, Tokyo 113-0033, Japan

Abstract. We present our proposal for a small X-ray mission DIOS (Diffuse Intergalactic Oxygen Surveyor) to perform survey observations of warm-hot intergalactic medium using OVII and OVIII emission lines. This will be proposed to a small satellite program planned by ISAS/JAXA in Japan for a launch in 2008. The instrument consists of an array of TES microcalorimeters with an energy resolution 2 eV, cooled by mechanical coolers. The X-ray telescope will employ 4-stage reflection mirrors with a focal length as short as 70 cm and an angular resolution 2'. In addition to DIOS, we briefly describe the NeXT (New X-ray Telescope) mission, which is a larger Japanese X-ray observatory to be launched in 2010 and plans to explore non-thermal processes in the universe.

Key words. intergalactic medium – X-ray mission – X-ray spectroscopy

1. Introduction

Following the X-ray spectroscopic mission Astro-E2 to be launched in 2005 (see Furusho et al. 2004; Ohashi 2001),

Send offprint requests to: T. Ohashi

Correspondence to: Hachioji, Tokyo 192-0397, Japan

Japanese X-ray astronomy groups are considering several satellite missions in the future. Here, we will describe a dedicated small mission to explore the structure of diffuse intergalactic medium, called DIOS (Diffuse Intergalactic Oxygen Surveyor), to be launched in 2008. We also briefly describe a larger X-ray mission NeXT (New




Fig. 1. The DIOS spacecraft. The length of the solar paddle is 6 m.

X-ray Telescope mission) to appear in 2010. These missions will bring a substantial advance in our understanding of the hot-gas distribution in the universe, as well as in our own galaxy.

2. DIOS

DIOS is proposed to fit in a small satellite program which is a new scheme under consideration by ISAS/JAXA. The main purpose of the mission is a sky survey of warm-hot intergalactic medium using oxygen K emission lines, made possible by superior energy resolution and large field of view. The combination of a 4-stage X-ray telescope and a large array of TES microcalorimeter are the new technologies involved. See Yoshikawa et al. (2003) for a detailed description of the science carried out from DIOS including simulated spectra. This mission can also perform a mapping observation of the hot interstellar medium in our galaxy. The high energy resolution ($\Delta E \approx 2$ eV) will reveal the Doppler shifts of the hot interstellar gas with a velocity ~ 100 km s⁻¹. The observations from DIOS can confirm the large-scale outflow and falling-in of the hot bubbles in our galaxy (galactic fountain).

Table 1. Parameters of the observing instruments on board DIOS

Effective area	> 100 cm ²
Field of view	50' diameter
$S\Omega$	~ 100 cm ² deg ²
Angular resolution	3' (16 \times 16 pixels)
Energy resolution	2 eV (FWHM)
Energy range	0.1– 1 keV
Observing life	> 5 yr

2.1. Spacecraft

The view of the DIOS spacecraft is shown in Fig. 1 and main parameters of the satellite are listed in Table 1. The spacecraft will weigh about 400 kg, out of which the payload takes ~ 280 kg. This mass enables the satellite to be launched as a piggy-back or sub-payload in H2 or Ariane rockets. It is also possible for a launch with the new ISAS rocket, such as M-V light. The size before the launch is $1.5 \times 1.5 \times 1.2$ m, and the 1.2 m side will be expanded to about 6 m after the paddle deployment.

The total power is 500 W, of which 300 W is consumed by the payload. The nominal orbit is a near earth circular one with an altitude of 550 km. This low-earth orbit can be reached by the ISAS rocket M-V light. An alternative choice of the orbit under consideration is an eccentric geostationary transfer orbit. This orbit gives a lower heat input from the earth and relaxes the thermal design of the satellite, and would enhance the launch opportunity to be carried as a sub-payload for geostationary satellites. One significant drawback is the increased particle background level as already met by Chandra and XMM-Newton. In the soft energy range below 1 keV, electrons can be a major source of background.

The attitude will be 3-axis stabilized with momentum wheels. Typical pointing accuracy will be about $10''$. The direction of the field of view can be varied within $90^\circ \pm 20^\circ$ from the sun direction. With this

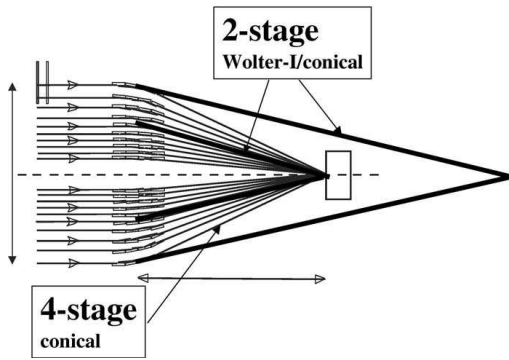


Fig. 2. Concept of the 4-stage reflection telescope.

constraint, any position in the sky can be accessed within half a year.

2.2. Instruments

Several new technologies will be introduced in the DIOS mission. The 4-stage X-ray telescope FXT (Four-stage X-ray Telescope) is the first one (Tawara et al. 2003). As shown in Fig. 2, incident X-rays are reflected 4 times by thin-foil mirrors and are focused at only 70 cm from the mirror level. At the energy of oxygen lines, ~ 0.6 keV, the reflectivity of the mirror surface is as high as 80% and the reduction of the effective area is not a serious problem. The 4-stage reflection gives the focal length half as long as the usual 2-stage design, and substantially saves the volume and weight of the satellite. Also, a relatively small focal plane detector can have a wide field of view, which is a great advantage for a TES calorimeter array. In our basic design, the outer diameter of the mirror and the effective area are 50 cm and 400 cm^2 , respectively, at 0.6 keV as shown in Fig. 3. Ray-tracing simulation indicates that the angular resolution of is 2 arcmin (half-power diameter), and the image quality does not show significant degradation at an offset angle $30'$. This 4-stage telescope is a key design factor in making DIOS accommodated in the small satellite package.

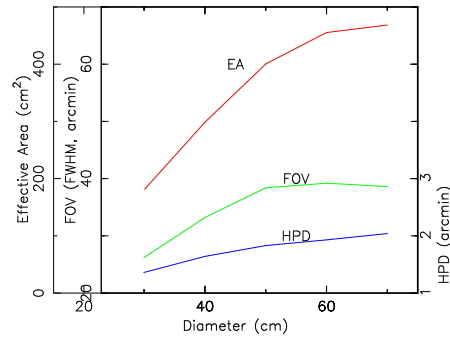


Fig. 3. Effective area, field of view, and half-power diameter as a function of the mirror diameter.

The focal plane instrument XSA (X-ray Spectrometer Array) is an array of TES microcalorimeters, whose development in Japan is a collaboration with Waseda University, Seiko Instruments Inc., and Mitsubishi Heavy Industries. There will be 16×16 pixels covering an area of about 1 cm^2 . The corresponding field of view is $50'$. XSA will have an energy resolution of 2 eV FWHM at 0.6 keV. An example of pulse-height spectra obtained for 5.9 keV X-rays with our TES calorimeter, which is a single pixel type made with Ti-Au bilayer with Au X-ray absorber, is shown in Fig. 4. The measured resolution is 6.3 eV FWHM, so there still needs some further development, as well as a tuning of the calorimeter design, to achieve the best performance for 0.6 keV X-rays. We are now developing several new techniques toward the multi-pixel operation of TES calorimeters (ishisaki03,iyomoto03). X-ray absorbing material under consideration is Bi, which has low heat capacity and does not produce long-living quasi particles in the absorber. We are testing an electro-plating method to build a 16×16 array with a pixel size $\sim 0.5 \times 0.5 \text{ mm}$ supported by a thin stem (see Fig. 5 for our test model made with Sn). For the signal readout, efficient multiplexing of the signals is essential to take all the data out from the cold stage. We are trying to add the signals in frequency space by operating the TES calorimeters

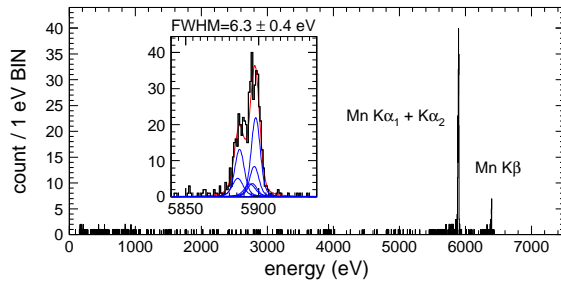


Fig. 4. Pulse-height spectrum for Mn-K α X-rays obtained by a single pixel Ti-Au TES microcalorimeter.




Fig. 5. Mechanical model of the 256 pixel absorber for the TES array, produced by a Sn plating. Size of one pixel is 500 μm .

with AC bias at different frequencies. We could successfully decode signals from 2 different pixels so far. A new multi-input SQUID has also been developed to add the signals from several TES pixels together. An efficient thermal shield with high soft X-ray transmission is an essential item, and we are looking at very thin Be foils for this purpose.

Another important feature of DIOS is the cryogen-free cooling system. We are considering a serial connection of different types of coolers to achieve ~ 50 mK for XSA within the available power budget. In the first stage, a Stirling cooler takes the temperature down to 20 K, and then ^3He Joule-Thomson cooler reduces it to 1.8 K as the second stage. The third stage is ^3He sorption cooler achieving 0.4 K, and finally adiabatic demagnetization refrigerator obtains the operating temperature at 50 mK. Since no cryogen is involved, this cooling system ensures an unlimited observing life in the orbit, which is a big advantage of DIOS. The XSA system is subject to a warm launch, therefore we have to allow for the initial cooling of the system for the first 3 months in the orbit.

Since several challenging technologies are involved, we will naturally seek for international collaboration in various parts of the observing instruments in due course of time.

2.3. Observation

As shown by the simulations in Yoshikawa et al. (2003), a single pointing will need typically 100 ksec to obtain enough oxygen photons from the IGM. Fig. 6 shows the expected pulse-height spectrum of a 0.2 keV plasma in the case 1000 photons of oxygen lines are collected. We expect that this quality of data can be obtained from surrounding regions of clusters of galaxies with 100–300 ksec of observation. For large-scale filaments, roughly 10 times less photos are expected for the same observing time. On the other hand, the hot interstellar medium in our galaxy produces some 10 times stronger line emission. With this data quality, the lines in the OVII triplet are clearly detected and we will be able to measure the temperature directly. These 3 lines can also be used to separate individual plasma components when several emission regions with different redshifts are overlapping in the same line of sight.

Effective observing time will be approximately 40 ksec for a near earth orbit. So if we spend 100 ksec in each pointing position, a sky map for an area of $10^\circ \times 10^\circ$ can be produced in about a year. This angular size is enough to see the large-scale structure of the universe at $z < 0.3$. This survey observation of a limited sky will be the first task of DIOS. Since oxygen lines from

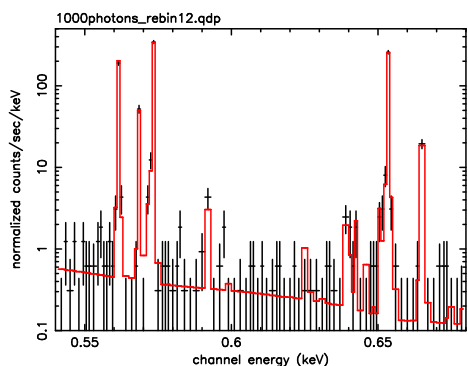


Fig. 6. Pulse-height spectrum for OVII and OVIII lines expected with DIOS from a plasma with $kT = 0.2$ keV when 1000 line photons are accumulated.

the galactic ISM are stronger by roughly 2 orders of magnitude, 1 msec in each point is good to make a large map of the ISM distribution. We plan to devote the second year for a survey of a $100^\circ \times 100^\circ$ sky for the galactic ISM. After these 2 years, further deeper observations of the IGM as well as of the outflowing hot gas in near-by galaxies can be performed. Fig. 7 compares $S\Omega$ and energy resolution among different instruments in the X-ray missions which are planned or already operating. Clearly, DIOS will achieve the highest sensitivity for soft X-ray lines from extended objects. We believe that DIOS, with its complementary performance to large X-ray missions, will bring a very rich science about the structure and evolution of the warm-hot gas contained in galaxies and in intergalactic space.

3. NeXT

NeXT (Fig. 8) is a larger X-ray mission with the weight (~ 1700 kg) similar to that of Astro-E2, and is planned for launch in early 2010 with the ISAS M-V rocket. The major technical breakthrough involved in this mission is the supermirror multi-layer coating on X-ray telescopes. This technique makes the telescope sensitive up to 80 keV,

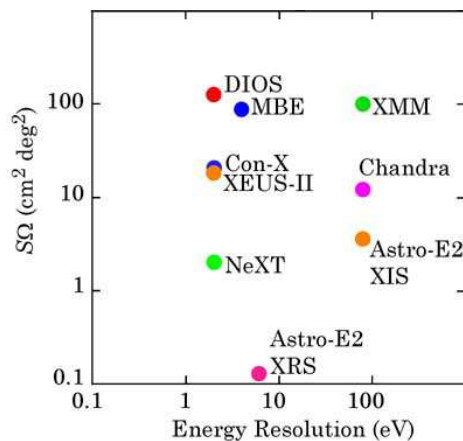


Fig. 7. Comparison of $S\Omega$ and energy resolution for spectroscopic instruments (CCDs and microcalorimeters) for planned and operating X-ray satellites.

and the first true image with unprecedented sensitivity in the hard X-ray range will be obtained. This mission will, therefore, show us images of the regions where non-thermal processes dominate, such as merger shocks in clusters of galaxies, shocks in supernova remnants, and cosmic jets in active galaxies, for the first time. Compared with thermal emission, our understanding of non-thermal processes in the universe, such as the origin of high energy cosmic rays and the acceleration mechanism for cosmic jets, has been very limited. We hope that the advent of NeXT will bring us a clear jump in the observational study of hard X-rays, just like what the Einstein observatory has done in the soft X-ray band.

The payload of NeXT consists of 3 main experiments, and their effective areas against energy are shown in Fig. 9. The first experiment includes 3 identical sets of the hard X-ray telescope, with supermirror coatings, combined with hybrid imaging detectors. The telescope system has a focal length of 12 m and gives a total area about 700 cm^2 at 30 keV with angular resolution better than $1'$. The focal plane detector comprises a Cd-Te pixel de-




Fig. 8. The view of the NeXT spacecraft.

telescope and an X-ray CCD, stacked together. The hard X-rays above 15 keV penetrate CCD chips and hit the Cd-Te detector underneath with a pixel size $250\mu\text{m}$ square. The second experiment is an array of TES microcalorimeters combined with one unit of soft X-ray telescope, covering an energy range between 0.5 and 10 keV. Compared with Astro-E2 XRS, the number of pixels increases from 32 to 1024, with the effective area larger by a factor of 2.5, and the field size 4 times larger at $6' \times 6'$. Energy resolution will also be improved to 2 eV FWHM. The use of mechanical coolers without cryogen enhances the observing life in the orbit to more than 5 yrs. The third experiment on board is a non imaging soft γ -ray detector. This is a narrow field Compton telescope with an active collimator and multi-layer semiconductor detectors with an effective area about 500 cm^2 and an energy range up to 1 MeV. The well-type collimator limits the field of view to 4° , and a requirement to fulfill the Compton kinematics gives a very low background. Polarization measurements are also possible above 70 keV.

With these experiments, we will obtain combined data on detailed gas motion, hard X-ray image, and γ -ray spectrum from various X-ray objects with the highest sen-

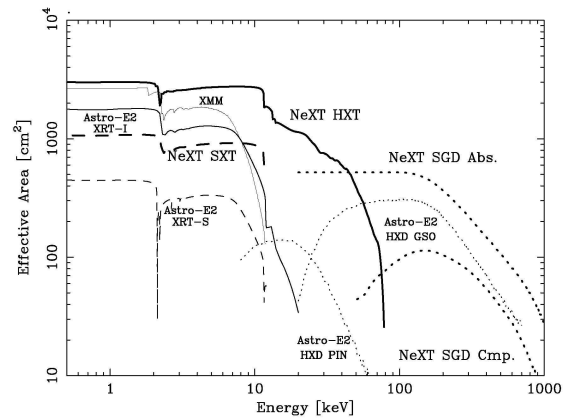


Fig. 9. Effective area of the experiments on board NeXT as a function of energy, compared with those of Astro-E2.

sitivity ever achieved. We hope this mission will lead us to the true understanding of the most energetic processes occurring in the universe.

References

- Furusho, T., Mitsuda, K., Yamasaki, N., Fujimoto, R., & Ohashi, T. 2004, this volume
- Ishisaki, Y. et al. 2003, SPIE, 4851, 831
- Iyomoto, N. et al. 2003, SPIE, 4851, 965
- Ohashi, T. 2001, The XXist Moriond Astrophysics Meeting, Edited by D.M. Neumann & J.T.T. Van
- Tawara, Y., Ogasaka, Y., Tamura, K., & Furuzawa, A. 2003, SPIE, 5168, in press
- Yoshikawa, K., Yamasaki, N. Y., Suto, Y., Ohashi, T., Mitsuda, K., Tawara, Y., and Furuzawa, A. 2003, PASJ, 55, 879 (see also this volume)