

OPTIMAL SOFTENING FOR N -BODY HALO SIMULATIONS

HU ZHAN

Department of Physics, University of California, Davis, CA 95616
Draft version June 9, 2021

ABSTRACT

We propose to determine the optimal softening length in N -body halo simulations by minimizing the ensemble-average acceleration error at a small radius r_0 . This strategy ensures that the error never exceeds the optimal value beyond r_0 . Furthermore, we derive semi-analytic formulae for calculating the acceleration error due to the discreteness of particles and softened gravity, which are validated by direct N -body force calculations. We estimate that current state-of-the-art halo simulations suffer $\gtrsim 6\%$ acceleration error at 1% of the halo virial radius. The error grows rapidly toward the center and could contribute significantly to the uncertainties of inner halo properties.

Subject headings: galaxies: halos — methods: analytical — methods: N -body simulations

1. INTRODUCTION

N -body simulations use discrete particles to trace the phase-space evolution of a continuous density field under the influence of gravity. They have broad applications in modern cosmology that range from structures beyond galaxy clusters (e.g. Padilla & Baugh 2002; Bahcall et al. 2004) to earth-mass dark-matter halos emerging as the first objects in the universe (Diemand, Moore, & Stadel 2005).

Because of their Monte Carlo nature, N -body codes have to soften the gravity to subdue destructive effects of strong two-body scatterings and to increase numerical efficiency (Dehnen 2001). Although softening reduces the variance of the force from discrete particles, it also introduces a bias (Merritt 1996). The bias increases with the softening length, while the variance the opposite. As such, there must exist an optimal softening length that reaches the best compromise between the bias error and variance error.

Suitable softening lengths are often searched through convergence tests with N -body halo simulations (Navarro, Frenk, & White 1996; Moore et al. 1998; Splinter et al. 1998; Knebe et al. 2000; Fukushige & Makino 2001; Power et al. 2003). It should be emphasized that a proper softening length must be matched with other simulation parameters such as the time step. For example, with a poor combination of the softening length and time step, the inner halo profile could become core-like (Fukushige, Kawai, & Makino 2004, hereafter FKM04). It is not practical to search for every possible softening length and its matching simulation parameters using N -body simulations. Thus, the resulting softening length may not be optimal, and it is not clear what physical error bounds this softening length imposes.

Merritt (1996) devised a more efficient and objective method, which requires the optimal softening length to minimize the mean integrated square error of the force:

$$\text{MISE} = \int \rho(\mathbf{r}) \langle |\mathbf{F}(\mathbf{r}) - \mathbf{F}^{\text{True}}(\mathbf{r})|^2 \rangle d\mathbf{r}, \quad (1)$$

where $\langle \dots \rangle$ stands for an ensemble average, and $\rho(\mathbf{r})$ is

the continuous density. The true force refers to the Newtonian result in the continuous density field. The MISE is effectively a sum of mass-weighted square bias and variance, i.e.

$$\begin{aligned} \text{MISE} = & \int \rho(\mathbf{r}) \langle |\mathbf{F}(\mathbf{r}) - \mathbf{F}^{\text{True}}(\mathbf{r})|^2 \rangle d\mathbf{r} + \\ & \int \rho(\mathbf{r}) [\langle \mathbf{F}^2(\mathbf{r}) \rangle - \langle \mathbf{F}(\mathbf{r}) \rangle^2] d\mathbf{r}. \end{aligned}$$

For halo simulations, the bias error is significant only at the center of the halo, while the variance error decreases relatively slowly outward. Hence, by minimizing the MISE one tends to allow large bias errors in the center in order to match small variance errors integrated over the whole halo, which may not be desirable for halo simulations. To ensure the accuracy of the density profile beyond a small radius r_0 , one may require that the bias and variance errors, rather than the integrated ones, be both less than a threshold for $r > r_0$. This is the basis of our approach for optimizing the softening length.

The MISE method has been implemented for halos with N -body force evaluations at all radii (e.g. Merritt 1996; Athanassoula et al. 2000; Dehnen 2001), which demands much less run time than full N -body halo simulations. For a very large number of particles, however, a direct N -body summation of forces could still be time-consuming. To improve the efficiency, we derive semi-analytic expressions for the ensemble-average bias and variance errors assuming a Poisson sampling of the halo density profile with particles. In this work, we use spherically symmetric halos as targets for calculating the acceleration error and optimizing the softening length. Our method may be generalized for broader applications.

2. ACCELERATION BIAS

For convenience, we consider the acceleration bias and variance and express lengths in units of the halo virial radius r_v . We set the mass of the halo within r_v to 1, so that the mass of each particle is $m_p = N^{-1}$, where N is the number of particles within r_v .

The gravitational attraction between two particles can be generalized as $F = m_p^2 f(r, \epsilon)$, where we have dropped Newton's constant. For Newtonian gravity $f(r, \epsilon) = r^{-2}$, and for Plummer softening $f(r, \epsilon) = (r^2 + \epsilon^2)^{-1}$.

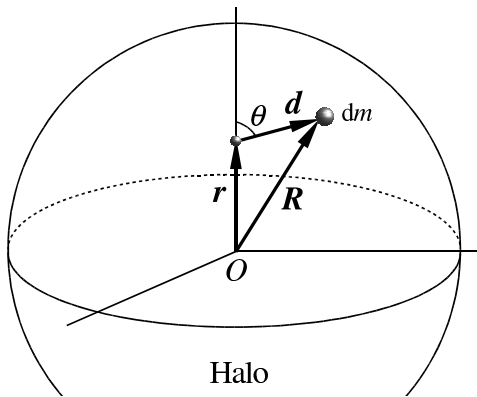


FIG. 1.— The configuration for calculating the acceleration on a particle at a distance r from the center of the halo.

We also utilize the S2 softening (Hockney & Eastwood 1981), which treats particles as spheres of radius $\epsilon/2$ with density decreasing linearly from the maximum at the center to zero at $\epsilon/2$. The S2 softening is often used in particle-particle particle-mesh codes (e.g. Couchman 1991; Jing & Fang 1994).

Suppose that a particle is located at a distance r from the center of the halo as illustrated in Fig. 1. The mean radial acceleration of the particle is

$$\langle a_r \rangle = \langle \int f(d, \epsilon) \cos \theta dm \rangle, \quad (2)$$

where $dm = m_p n(\mathbf{R}) dV$ with $n(\mathbf{R})$ and dV being the particle number density and volume element at \mathbf{R} , respectively. By definition, we have

$$\rho(R) \simeq m_p \langle n(\mathbf{R}) \rangle_{|\mathbf{R}|=R}, \quad (3)$$

where $\rho(R)$ is the spherically symmetric halo density. The number of particles $n(\mathbf{R}) dV$ within the volume dV follows approximately the Poisson distribution so that its mean and variance are both $N \rho(R) dV$. In addition, $n(\mathbf{R}) dV$ at two locations are uncorrelated, so that

$$m_p^2 \langle n(\mathbf{R}) n(\mathbf{R}') \rangle dV dV' \simeq \rho(R) \rho(R') dV dV' + \delta^D(\mathbf{R} - \mathbf{R}') N^{-1} \rho(R) dV dV', \quad (4)$$

where $\delta^D(\mathbf{R})$ is the Dirac Delta function.

Combining equations (2) and (3) one gets

$$\langle a_r \rangle = \pi \int_0^\pi \sin 2\theta d\theta \int_0^{d_\theta} f(d, \epsilon) \rho(R) d^2 dd, \quad (5)$$

where $R^2 = d^2 + r^2 + 2dr \cos \theta$, and the integral limit d_θ is solved from $d_\theta^2 + 2d_\theta r \cos \theta + r^2 = R_{\max}^2$. For Newtonian gravity $R_{\max} = r$, while for softened gravity R_{\max} is r plus the range that softening is in effect. The bias is then

$$b_a = \langle a_r \rangle - a_r^{\text{True}}. \quad (6)$$

Fig. 2 shows a few examples of $\langle a_r \rangle$ under softened gravity. The accelerations are evaluated with direct N -body force summations over 10,000 random realizations of a Navarro-Frenk-White (NFW, Navarro, Frenk, & White 1997, hereafter NFW97) halo, which has a concentration number $c = 5$. As expected, the acceleration bias is significant only at r less than a few ϵ and is small at larger radii even where particles can

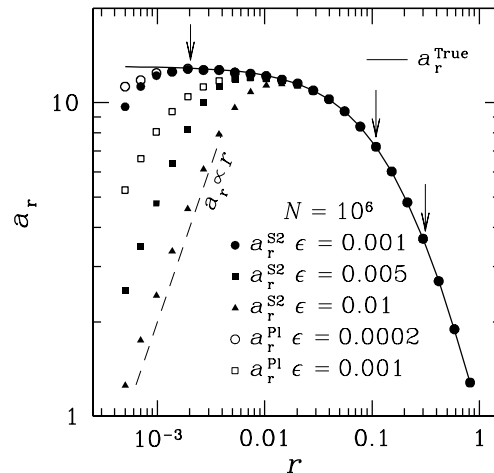


FIG. 2.— Radial accelerations in an NFW halo of concentration $c = 5$. The halo is populated with identical particles of mass 10^{-6} out to twice its virial radius r_v , and the total mass within r_v is 1. The results are obtained over 10,000 random realizations of the halo in each case. The true value a_r^{True} (solid line) is calculated for a continuous halo density with Newtonian gravity. Solid symbols correspond to the S2 softening with softening length $\epsilon = 0.001$ (circles), $\epsilon = 0.005$ (squares), and $\epsilon = 0.01$ (triangles). Open symbols correspond to Plummer softening with $\epsilon = 0.0002$ (circles) and $\epsilon = 0.001$ (squares). The $a_r \propto r$ behavior of the radial acceleration in a constant density core is drawn in a dashed line for comparison. The downward arrows mark the radii where the mean interparticle distance is equal to the softening length in the S2 cases.

be, on average, closer than the softening length in the S2 case.

With softening lengths of a few percent of the virial radius¹ (e.g. NFW97; Navarro et al. 2004, hereafter N04, see Table 1), the radial acceleration at $r < 0.01 r_v$ behaves as if there was a constant density core, even though the underlying density has a central cusp with a logarithmic slope of -1 . Plummer softening performs worse than the S2 softening at the same quoted softening length, because it has a broader softening kernel than S2 does.

For better comparisons, we present fractional bias errors $|b_a|/a_r^{\text{True}}$ in Fig. 3, which includes $N = 10^7$ results from 10,000 realizations of the same halo. There is a good agreement between direct N -body force summations (open symbols) and the semi-analytic results of equation (6) (solid lines). Note that the bias error does not depend on the number of particles within the virial radius.

3. ACCELERATION VARIANCE

At a fixed position, the acceleration fluctuates from one realization to another because of the discrete sampling of the halo by particles. These fluctuations imposes a sample variance error on particles' acceleration, and they depend on both the number of particles and softening. With the help of equation (4) we find the acceleration variance

$$\sigma_a^2 = \langle \mathbf{a}^2 \rangle - \langle \mathbf{a} \rangle^2 = \frac{2\pi}{N} \int_0^\pi \sin \theta d\theta \int_0^{d_\theta} f^2(d, \epsilon) \rho(R) d^2 dd, \quad (7)$$

where $d_\theta^2 + 2d_\theta r \cos \theta + r^2 = R_{\text{cut}}^2$, and R_{cut} formally extends to infinity. Since the result within the virial ra-

¹ The softening splines in NFW97 and N04 differ from S2, but we do not expect such differences to alter the result qualitatively.

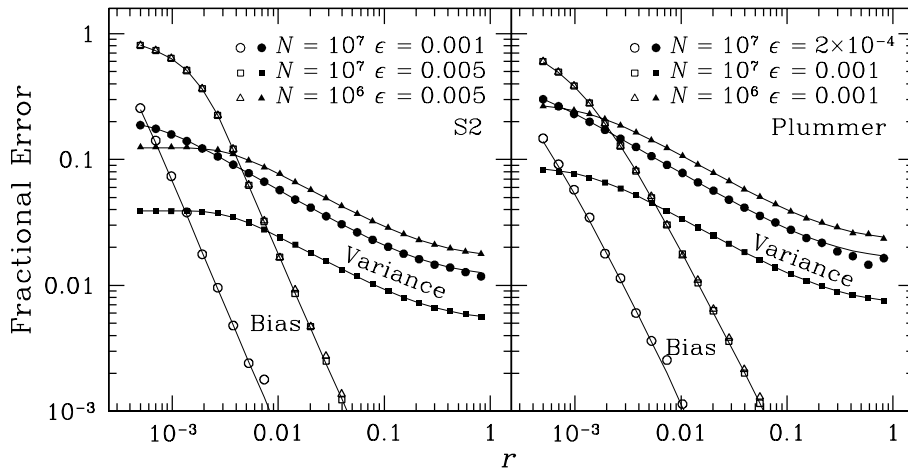


FIG. 3.— Fractional acceleration bias error ($|b_a|/a_r^{\text{True}}$, open symbols) and variance error ($\sigma_a/a_r^{\text{True}}$, solid symbols) as functions of the distance from the center of the halo. Solid lines that trace the symbols are the corresponding semi-analytic results using equation (6) for the bias error and equation (7) for the variance error. When the interparticle distance is much larger than the softening length, one cannot sample the long tail error distribution well enough, even with 10,000 realizations, to measure the variance accurately. This leads to small discrepancies in the variance for small ϵ at $r \sim 1$, which can be reduced with more realizations. The bias error does not depend on the number of particles N within the virial radius, and the variance error scales as $N^{-1/2}$ for the same softening.

dius converges very quickly for $R_{\text{cut}} \gtrsim$ a few r_v , we set $R_{\text{cut}} = 2r_v$ to be consistent with N -body calculations.

We calculate fractional variance errors $\sigma_a/a_r^{\text{True}}$ for the same set of configurations as for fractional bias errors in §2. The variance errors of direct N -body force summations are plotted in Fig. 3 with solid symbols. One sees that the N -body results are very well traced by equation (7) in solid lines. For a fixed N , a smaller softening length results in larger variance errors, while, for a fixed softening length, the variance error scales as $N^{-1/2}$. Plummer softening has smaller variance errors than the S2 softening with the same ϵ and N because of its broader softening kernel.

To access the effect of the halo profile, we calculate acceleration errors using different concentration numbers and using Moore et al. (1999, hereafter M99) profile, which has a stronger cusp of logarithmic slope -1.5 . The bias error does not change much with the profile. On the other hand, the variance error is reduced by a factor of 2 to 3 by boosting the concentration from $c = 5$ to $c = 20$. The variance error of M99 halos is a factor of 1.6 smaller than (roughly the same as) its corresponding NFW halos at $r = 0.01$ ($r \sim 1$), when the concentration number is adjusted to $c(\text{M99}) = [c(\text{NFW})/1.7]^{0.9}$ (Peacock & Smith 2000).

4. OPTIMAL SOFTENING

As seen in Fig. 3, the bias error increases much faster toward the center of the halo than the variance error. Minimizing the MISE (Merritt 1996) may not be optimal for studying inner halo properties, because the MISE method prefers a relatively large softening length so that small variance errors spread over the entire halo are matched by large bias errors confined in the center.

We propose to optimize the softening length by minimizing the mean acceleration error $\mathcal{E}_a = \sqrt{b_a^2 + \sigma_a^2}$ at a small radius r_0 . In this way, one ensures that \mathcal{E}_a never exceeds the optimal value at larger radii. Conversely, one could set an error budget at r_0 and determine the number of particles needed for a particular softening.

TABLE 1
ERROR ESTIMATES FOR SELECTED SIMULATIONS

	$\tilde{\epsilon}$ ($\times 10^{-3}$)	N	$ b_a /a_r^{\text{True}}$ (%)	$\sigma_a/a_r^{\text{True}}$ (%)
NFW97	20	10^4	30	30
M99	1	10^6	0.07	8
N04	10	10^6	7	5
FKM04	0.3	10^7	0.2	6

NOTE. — The acceleration errors are estimated at 1% of the virial radius. For spline softening (NFW97, M99, and N04), $\tilde{\epsilon}$ equals the scale beyond which the gravity is Newtonian. Whereas for Plummer softening (FKM04), $\tilde{\epsilon}$ is their reported softening length. The number of particles N within r_v is approximate.

Fig. 4 illustrates the mean acceleration error at 1% of the halo virial radius (dotted lines) as a function of the softening length for different number of particles. For an NFW ($c = 5$) halo with S2 softening, we obtain, from the minimum of each error curve, $\epsilon_{\text{opt}} = 0.11N^{-0.20}$ and $\mathcal{E}_a = 14N^{-0.38}$. For the same halo but with Plummer softening $\epsilon_{\text{opt}} = 0.065N^{-0.26}$ and $\mathcal{E}_a = 13N^{-0.36}$. The optimal softening lengths and minimum acceleration errors of corresponding M99 halos have nearly the same N -dependence as those of NFW halos but with 15–30% smaller prefactors, because they have smaller variance errors at the same softening length.

The N -dependence of our results are consistent with those of MISE results in Athanassoula et al. (2000) and Dehnen (2001), despite that our halos differ from theirs and that we prefer smaller softening lengths. For a closer comparison, we calculate the optimal softening length for a Hernquist (1990) sphere of 10^5 particles with Plummer softening. We find $\epsilon_{\text{opt}} = 0.0049$ and $\mathcal{E}_a = 30\%$ with $r_0 = 0.01$. Whereas Dehnen (2001) obtained $\epsilon_{\text{opt}} = 0.016$ and a mass-weighted average error of 6.7%, which lead to $\mathcal{E}_a = 55\%$ at $r = 0.01$. With our ϵ_{opt} the average error is 7.2%. This shows that our strategy is to trade

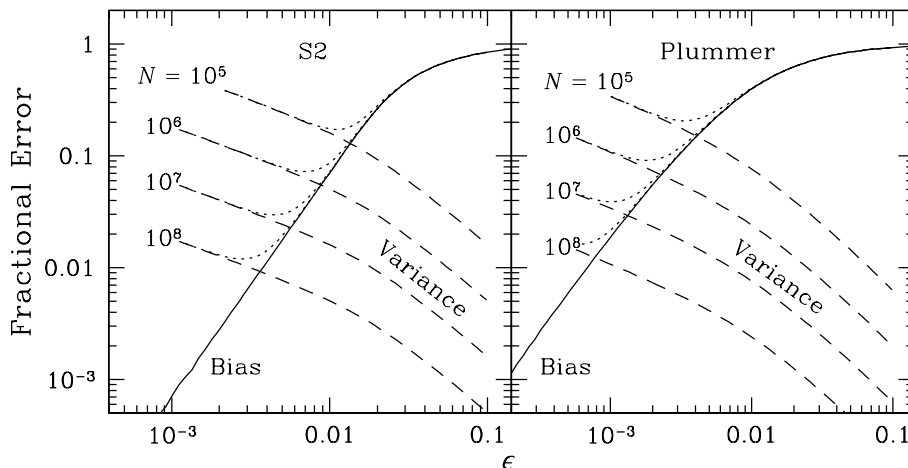


FIG. 4.— Fractional acceleration bias error (solid lines), variance error (dashed lines), and total error (dotted lines) at $r = 0.01r_v$ as functions of the softening length. The optimal softening length is set by the minimum of the total acceleration error.

slightly larger (yet tolerable) errors at large radii with smaller errors near the center (though 10^5 particles do not seem sufficient for studying inner halo properties no matter what softening length is used).

5. DISCUSSION AND CONCLUSIONS

The optimal softening lengths in this work are not truly optimal in the sense that they slightly depend on the assumed halo profile and that, in turn, the simulated halo profile could be affected by the softening length. Nevertheless, our strategy provides guidance for choosing the softening length and for evaluating acceleration errors of simulated halos. For example, we list in Table 1 error estimates for four sets of halo simulations ranging from one of the first claims of the universal profile (NFW97, $N < 10^4$) to the latest investigation (FKM04, $N > 10^7$). The errors are typically $\gtrsim 6\%$ at $r = 0.01r_v$. Since the mass within $0.01r_v$ is a few thousandths of the halo virial mass, even a few percent acceleration errors may contribute significantly to the uncertainties in the inner slope of the halo. In fact, N04 achieve convergent results only at $r \gtrsim 0.01r_v$. Hence, it may not be reliable to extrapolate to ever smaller radii and infer a central cusp.

Power et al. (2003) propose that the optimal softening length should satisfy the condition that the maximum stochastic acceleration ($\sim 1/N\epsilon_{\text{opt}}^2$) be several factors smaller than the mean field acceleration at r_v ($\sim 1/r_v^2$). Roughly speaking, the acceleration variance arises from two sources: the stochastic acceleration as defined by Power et al. (2003) and Poisson fluctuations of particles

in the halo. Since the latter increases toward the center, setting a small stochastic acceleration at r_v does not always guarantee small errors near the center.

Our criterion for the optimal softening length imposes a strict upper limit on the mean acceleration error at $r > r_0$. Direct error bounds on halo properties may be more useful for interpreting simulation results, but, to identify the most accurate simulation upon which error estimates of other simulations can be based, one needs a gauge like the mean acceleration error.

To optimize the softening length for general density fields or halos with sub-structures or asymmetries, one must derive equations (5) and (7) without assuming spherical symmetry for the density. Moreover, one should generally minimize the acceleration error in high density regions where the error tends to be large.

From NFW97 to N04, the acceleration error at $0.01r_v$ is reduced from 42% to 8.6%, and one starts to see a continuously changing (logarithmic) central density slope instead of a constant slope of -1 in an NFW halo. Hence, it will be interesting to see how the results evolve when the error is further reduced to well below 1% with $N \gg 10^8$. A recent investigation on two-body relaxation also suggests that $\gg 10^8$ particles are required to faithfully model the very inner regions of halos (El-Zant 2005).

HZ was supported by the National Science Foundation under Grant No. 0307961 and 0441072 and NASA under grant No. NAG5-11098.

REFERENCES

- Athanassoula, E., Fady, E., Lambert, J. C., & Bosma, A. 2000, MNRAS, 314, 475
Bahcall, N. A., Hao, L., Bode, P., & Dong, F. 2004, ApJ, 603, 1
Couchman, H. M. P. 1991, ApJ, 368, L23
Dehnen, W. 2001, MNRAS, 324, 273
Diemand, J., Moore, B., & Stadel, J. 2005, Nature, 433, 389
El-Zant, A. 2005, submitted to MNRAS (astro-ph/0506617)
Fukushige, T., Kawai, A., & Makino, J. 2004, ApJ, 606, 625
Fukushige, T. & Makino, J. 2001, ApJ, 557, 533
Hernquist, L. 1990, ApJ, 356, 359
Hockney, R. W. & Eastwood, J. W. 1981, Computer Simulation Using Particles (Computer Simulation Using Particles, New York: McGraw-Hill, 1981)
Jing, Y. P. & Fang, L. Z. 1994, ApJ, 432, 438
Knebe, A., Kravtsov, A. V., Gottlöber, S., & Klypin, A. A. 2000, MNRAS, 317, 630
Merritt, D. 1996, AJ, 111, 2462
Moore, B., Governato, F., Quinn, T., Stadel, J., & Lake, G. 1998, ApJ, 499, L5+
Moore, B., Quinn, T., Governato, F., Stadel, J., & Lake, G. 1999, MNRAS, 310, 1147
Navarro, J. F., Frenk, C. S., & White, S. D. M. 1996, ApJ, 462, 563
—. 1997, ApJ, 490, 493
Navarro, J. F. et al. 2004, MNRAS, 349, 1039
Padilla, N. D. & Baugh, C. M. 2002, MNRAS, 329, 431

Peacock, J. A. & Smith, R. E. 2000, MNRAS, 318, 1144
Power, C., Navarro, J. F., Jenkins, A., Frenk, C. S., White,
S. D. M., Springel, V., Stadel, J., & Quinn, T. 2003, MNRAS,
338, 14

Splinter, R. J., Melott, A. L., Shandarin, S. F., & Suto, Y. 1998,
ApJ, 497, 38