

New γ Cas-like objects: X-ray and optical observations of SAO 49725 and HD 161103*

R. Lopes de Oliveira^{1,2}, C. Motch¹, F. Haberl³, I. Negueruela⁴, and E. Janot-Pacheco²

¹ Observatoire Astronomique, UMR 7550 CNRS, 11 rue de l'Université, F-67000 Strasbourg, France

² Instituto de Astronomia, Geofísica e Ciências Atmosféricas, Universidade de São Paulo, R. do Matão 1226, 05508-090 São Paulo, Brazil

³ Max-Planck-Institut für extraterrestrische Physik, Giessenbachstraße, 85748 Garching, Germany

⁴ Departamento de Física, Ingeniería de Sistemas y Teoría de la Señal, Escuela Politécnica Superior, Universidad de Alicante, Ap. 99, 03080 Alicante, Spain

Received / Accepted

Abstract. A growing number of early Be stars exhibit X-ray luminosities intermediate between those typical of early type stars and those emitted by most Be/X-ray binaries in quiescence. We report on XMM-*Newton* observations of two such Be stars, SAO 49725 and HD 161103 which were originally discovered in a systematic cross-correlation between the ROSAT all-sky survey and SIMBAD. The new observations confirm the X-ray luminosity excess ($L_X \sim 10^{32-33} \text{ erg s}^{-1}$) and the hardness of their X-ray spectra which are both unusual for normal early type stars. An iron $K\alpha$ complex is clearly detected in HD 161103 in which the H-like, He-like and fluorescent components are resolved, while strong evidences also exist for the presence of similar features in SAO 49725. X-ray spectra can be equally well fitted by a thermal plasma (*mekal*) with $T \sim 10^8$ K and solar abundances or by a *power law + iron line* model with photon index $\sim 1.5-1.8$, both with a soft thermal component with $T \sim 10^7$ K. The intensity of the fluorescence 6.4 keV line reflects the presence of large amounts of cold material close to the X-ray sources and strongly argues against accretion onto a companion neutron star in a large orbit. On the other hand, the probable thermal origin of the X-ray emission as supported by the ionised iron lines is in disagreement with those observed in all known Be/X-ray binaries, in which a non-thermal component is always required. Remarkably, the X-ray features are similar to those of white dwarves in several cataclysmic variables. There is no evidence for high frequency pulsations in none of the two systems. However, a large oscillation in the light curve of HD 161103 with $P \sim 3200$ s is readily detected. The X-ray light curve of SAO 49725 exhibits clear variability by $\sim 80\%$ on time scales as short as ~ 1000 s. New optical observations provide updated spectral types (B0.5 III-Ve), and disclose a dense, large and apparently stable circumstellar disc for both stars. The nature of the excess X-ray emission is discussed in the light of the models proposed for γ Cas, magnetic disc-star interaction or accretion onto a compact companion object – neutron star or white dwarf. These two new objects added to similar cases discovered in XMM-*Newton* surveys point at the emergence of a new class of γ Cas analogs.

Key words. stars: emission-line, Be – stars: individual: SAO 49725, HD 161103.

1. Introduction

SAO 49725 and HD 161103 are two B0.5 III-Ve stars identified as relatively strong X-ray emitters through cross-correlation between the ROSAT all-sky survey and O-B star catalogs (Motch et al. 1997). The short ROSAT observation did not allow detailed spectral studies but showed that the two sources had harder X-ray spectra than those of normal O-B stars, and luminosities ($\sim 10^{32} \text{ erg s}^{-1}$ in

the 0.1–2.4 keV energy range) midway between those radiated by normal stars and classical Be/X-ray transients in quiescence as well as persistent low-luminosity Be/X-ray binaries (X Per-like objects). Based on these peculiarities, Motch et al. (1997) suggested that SAO 49725 and HD 161103 were likely new Be/X-ray binaries and owing to the modest X-ray luminosity possible Be+white dwarf (Be+WD) systems.

Be/X-ray binaries constitute the most numerous class of high mass X-ray binaries ($\sim 2/3$ of them) in which gravitational capture onto a compact object of the Be star circumstellar material accounts for the X-ray emission (see Raguzova & Popov 2005, for a recent compilation of Be/X-ray properties). Be+WD systems are produced in large

Send offprint requests to: R. Lopes de Oliveira,
e-mail: rlopes@newb6.u-strasbg.fr

* Based on observations obtained with XMM-*Newton*, an ESA science mission with instruments and contributions directly funded by ESA Member States and NASA.

numbers by models describing the evolution of massive binaries, in which 20% to 70% of the Be stars formed as result of the binary evolution must have a white dwarf as companion (see e.g. van den Heuvel & Rappaport 1987; Waters et al. 1989; Pols et al. 1991; van Bever & Vanbeveren 1997; Raguzova 2001). In spite of their high expected frequency, no such Be+WD binary has been yet firmly established. The only tenable Be+WD candidate known so far is γ Cas whose X-ray and optical properties are similar to those of SAO 49725 and HD 161103. In almost all well studied Be/X-ray binaries the X-ray spectra, the peak luminosities, pulsations, spin up rates and magnetic fields point altogether or separately at a neutron star (NS).

In this paper we present the spectral and timing analysis of new X-ray observations of SAO 49725 and HD 161103 obtained by the XMM-*Newton* satellite and optical spectroscopy carried out during several observational campaigns. The X-ray and optical properties of SAO 49725 and HD 161103 are notably close to those of γ Cas. We discuss the nature of the X-ray emission in both objects in the light of the single star and binary models proposed for γ Cas.

2. Observations

2.1. Optical observations

Optical spectroscopy of SAO 49725 and HD 161103 has been obtained with a variety of telescopes and instruments, listed in Table 1.

SAO 49725 was observed at the Observatoire de Haute Provence (OHP, France) with the 1.93-m telescope and the *Carelec* spectrograph on 1995 September 28 and on 2001 October 22 and 24. Other observations were taken at OHP with the 1.52-m telescope and the *Elodie* spectrograph between 2001 July 31 and August 2. Four observing runs were performed with the 1.52-m G. D. Cassini telescope at the Loiano Observatory (Bologna, Italy) on 1999 August 18, 2000 July 25, 2004 July 17 and in 2005 July 6. On all occasions, the telescope was equipped with the Bologna Faint Object Spectrograph and Camera (BFOSC). Several grisms were used, in order to cover both the blue and H α regions at moderate resolutions ($\sim 3\text{--}4\text{ \AA}$). Finally, data were taken with the 2.5-m Isaac Newton Telescope (INT) at La Palma (Spain) and the Intermediate Dispersion Spectrograph (IDS) on 2003 July 1 and 2. Details of the configurations are shown in Table 1.

HD 161103 was observed in low dispersion with a Boller & Chivens spectrograph mounted at the 1.5-m ESO on 1994 February 13. Medium resolution spectra were acquired with the INT + IDS on 1998 August 1-3 (data retrieved from the archive). Observations were carried out during five consecutive nights in March 2003 using the ESO 3.6-m telescope equipped with the EFOSC instrument, and with the ESO-NTT at La Silla and the ESO Multi-Mode Instrument (EMMI) on 2003 June 7.

Table 1. Journal of optical spectroscopic observations.

Date	Telescope	Wavelength range (\AA)	Dispersion ($\text{\AA}/\text{pixel}$)
SAO 49725			
28/09/95	OHP 193	3750–6750	6.9
18/08/99	Cassini	4100–6700	1.9
25/07/00	Cassini	3100–5300	1.6
25/07/00	Cassini	6150–8150	1.6
31/07/01	OHP 152	3960–4410	0.22
01/08/01	OHP 152	4460–4910	0.22
02/08/01	OHP 152	6380–6830	0.22
22/10/01	OHP 193	6250–7120	0.45
24/10/01	OHP 193	3800–5500	0.90
01/07/03	INT	5300–7000	0.65
02/07/03	INT	3800–5500	0.65
17/07/04	Cassini	3900–10200 ^a	0.8
06/07/05	Cassini	3900–10200 ^a	0.8
HD 161103			
13/02/94	ESO 1.5 m	4050–7200	1.9
01/08/98	INT	3670–5060	0.5
02/08/98	INT	5800–7100	0.5
03/08/98	INT	7700–8950	0.5
01...05/03/03 ^b	ESO 3.6 m	3600–5050	1.9
07/06/03	NTT	3980–4765	0.8
07/06/03	NTT	6320–7830	0.4

^a covered in different orders;

^b five observations (one per night).

2.2. X-ray observations

XMM-*Newton* observed SAO 49725 on 2003 December 9 during 11.2 ks (ObsID 0201200201) and HD 161103 on 2004 January 26 during 17.6 ks (ObsID 0201200101). In both cases, the EPIC cameras were operated in *large window* mode providing a time resolution of 48 ms and 0.9 s for pn and MOS1-2 cameras respectively. The medium filter was used to reject optical light from the relatively bright counterparts. All data were processed with Science Analysis Software version 6.1.0 using the most recent calibration files. Spectral analysis was performed with the *Xspec*-v11.3 package.

Because of the relatively large count rate of the two sources, the inclusion of times with background flares has little impact on their spectra and light curves. At $E \gtrsim 0.5\text{ keV}$ spectra accumulated from the whole observation do not significantly differ from those accumulated from low background intervals only. In the following we will discard times of high background for spectral analysis (except for the Fe line complex study; Section 3.2.1) but will consider the whole observation for time variability studies, excluding the low energy bands.

The resulting exposure times in the flare free good time intervals were 9.2 ks (MOS1 and MOS2) and 7.9 ks (pn) for SAO 49725, and 16.6 ks (MOS1), 17.1 ks (MOS2) and 7.6 ks (pn) for HD 161103. In our analysis only events with pattern 0 to 4 and 0 to 12 were used for pn and MOS cameras respectively. Source counts were extracted

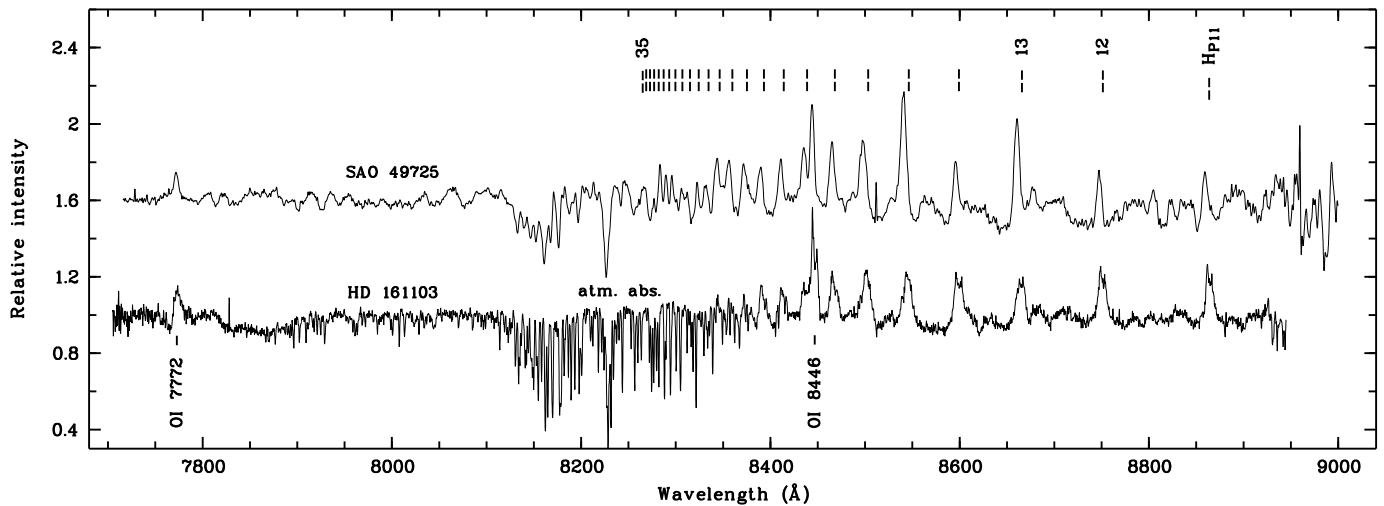


Fig. 3. The optical spectra of SAO 49725 (on 2004 July 17) and HD 161103 (on 1998 August 3) in the near infrared region. See Table 1.

Table 2. Equivalent width of the $H\alpha$ emission line in SAO 49725 and HD 161103. The errors are estimated to be $\pm 1 \text{ \AA}$.

Object	Date	EW($H\alpha$) (\AA)
SAO 49725	28/09/95	-30
	18/08/99	-32
	02/08/01	-30
	22/10/01	-32
	01/07/03	-31
	17/04/04	-32
	06/07/05	-30
HD 161103	13/02/94	-32
	02/08/98	-31
	07/06/03	-34

known exceptions are A 1118–616 and Cep X–4, in which the accreting neutron stars may be in large and close to circular orbits, as suggested by Okazaki & Negueruela (2001). The $\text{EW}(H\alpha) - P_{\text{orb}}$ relation discovered by Reig, Fabregat & Coe (1997) in Be/X-ray binaries, if applicable to these systems, would suggest $P_{\text{orb}} \gtrsim 100$ days for SAO 49725 and HD 161103.

We also note that the strength of the $\text{N II } \lambda 3995, 4044$ lines may indicate that SAO 49725 and HD 161103 are moderately Nitrogen-rich, as are several X-ray binary primaries.

In both stars, the $\text{Si III } \lambda 4552$ and $\text{Si IV } \lambda 4089$ lines are consistent with a B0.5 type, which is also in agreement with the intensity of the $\text{He II } \lambda 4686$ line seen in absorption. Later types are excluded by the weakness of the $\text{Si II } \lambda \lambda 4128\text{--}4130$ and $\text{Mg II } \lambda 4481$ lines. The O I triplet at $\lambda 7774$ (72, 74 and 75) is in emission as is the $\text{Fe II } \lambda 7712$ line, in agreement with an early type Be star classification. The moderate emission of the metallic lines suggests, at least for SAO 49725, a III–IV luminosity class, also supported by the strength of the $\text{O II } \lambda 4285$

and $\text{Si IV } \lambda 4089$ lines. Our classifications are consistent with the B0.5 III–Ve spectral type derived by Motch et al. (1997) for SAO 49725 and Steele, Negueruela, & Clark (1999) for HD 161103.

SAO 49725 and HD 161103 were also observed in the near infrared (Fig. 3). As expected for Be stars with intense $H\alpha$ line, their near-infrared spectra are dominated by the Paschen line series in emission, with positive detections up to $H_P \lesssim 30$. The resolution in both observations was not large enough to distinguish the Ca II triplet ($\lambda 8498/\lambda 8542/\lambda 8662$) from the nearby Paschen lines. The O I $\lambda 8446$ line is also seen in emission. Such feature is generally seen in Be stars to correlate well with $H\alpha$ line, as it is due to excitation by $\text{Ly}\beta$ photons (Andrillat, Jaschek & Jaschek 1988). The Paschen and Balmer $H\alpha$ lines of HD 161103 display evidences for a weak V/R asymmetry.

The distance to the two stars is somewhat uncertain owing to the lack of exact luminosity class and to the possible additional red contribution of the large circumstellar envelope to the intrinsic stellar colours. Assuming for SAO 49725 $V = 9.23$, $B - V = 0.37$ and for HD 161103 $V = 8.7$, $B - V = 0.43$ (Motch et al. 1997, and references therein) and intrinsic colours and magnitudes in Wegner (1994) and Humphreys & McElroy (1984) yields distances of 1.6 or 2.8 kpc for SAO 49725 and 1.1 or 2.0 kpc for HD 161103 for luminosity classes V or III respectively. An additional conservative error of about 20% on distances probably results from other uncertainties.

3.2. X-ray spectroscopy

Spectral fits were carried out simultaneously for the EPIC MOS1, MOS2 and pn cameras. Spectra were accumulated from an event list free of high background flares. In each individual spectrum the data were grouped into energy channels containing at least 25 events.

Both SAO 49725 and HD 161103 exhibit a hard X-ray energy distribution (see Fig. 4). A strong $\text{Fe K}\alpha$ emission

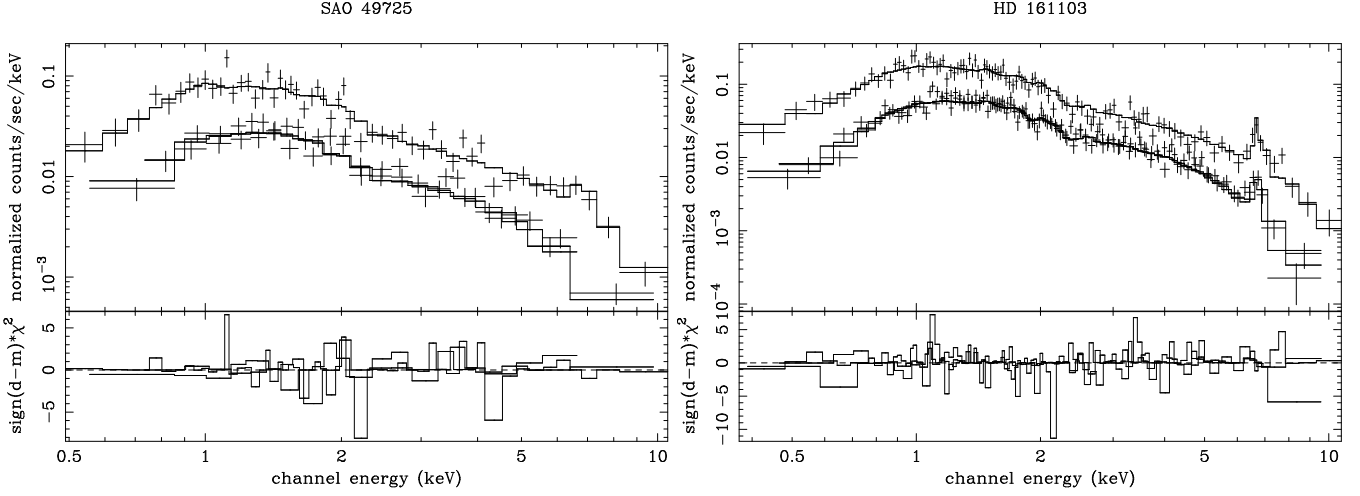


Fig. 4. EPIC spectra of SAO 49725 and HD 161103. The best fit absorbed $wabs^*(mekal+mekal)$ model is shown for each individual EPIC camera. See Table 3.

Table 3. Best fit parameters for the X-ray spectra of SAO 49725 and HD 161103 accumulated in time intervals free of background flares. Thermal models assume solar abundances. Quoted errors are at the 90% confidence level. Fluxes are given unabsorbed in the 0.2–12 keV energy band and averaged over the 3 EPIC cameras. We adopted the $wabs$ model to account for the photo-electric absorption.

	<i>Mekal</i>	<i>2-Mekal</i>		<i>P.law + Gauss. line</i>	<i>Mekal + P.law + Gauss. line</i>
		<i>1-absorption</i>	<i>2-absorptions</i>		
SAO 49725					
N_{H_1} (10^{22} cm $^{-2}$)	$0.30^{+0.04}_{-0.04}$	$0.35^{+0.06}_{-0.06}$	$0.14^{+0.11}_{-0.09}$	$0.35^{+0.06}_{-0.05}$	$0.38^{+0.09}_{-0.04}$
kT_1 (keV)	$11.72^{+5.66}_{-2.46}$	$0.87^{+0.30}_{-0.25}$	$0.93^{+0.09}_{-0.11}$...	$0.92^{+0.47}_{-0.25}$
EM_1^a (10^{55} cm $^{-3}$)	2.6 (7.8)	0.02 (0.08)	0.02 (0.05)	...	0.02 (0.08)
N_{H_2} (10^{22} cm $^{-2}$)	$0.36^{+0.05}_{-0.03}$
kT_2 (keV)	...	$12.85^{+7.73}_{-3.37}$	$12.29^{+1.52}_{-1.48}$
EM_2^a (10^{55} cm $^{-3}$)	...	0.8 (2.6)	0.8 (2.6)
Photon index	$1.57^{+0.12}_{-0.06}$	$1.53^{+0.11}_{-0.10}$
Line (keV)	$6.61^{+0.49}_{-0.51}$	$6.61^{+0.35}_{-0.36}$
σ_{Line} (keV)	$\lesssim 1.17$	$\lesssim 0.90$
f_x (erg cm $^{-2}$ s $^{-1}$)	1.25×10^{-12}	1.30×10^{-12}	1.29×10^{-12}	1.38×10^{-12}	1.41×10^{-12}
χ^2_ν /d.o.f. ^b	1.11/94	1.07/92	1.08/91	1.16/91	1.13/89
HD 161103					
N_{H_1} (10^{22} cm $^{-2}$)	$0.31^{+0.02}_{-0.02}$	$0.35^{+0.02}_{-0.02}$	$1.28^{+0.24}_{-0.31}$	$0.38^{+0.03}_{-0.03}$	$0.40^{+0.05}_{-0.04}$
kT_1 (keV)	$7.44^{+1.20}_{-0.63}$	$0.76^{+0.20}_{-0.17}$	$0.20^{+0.10}_{-0.06}$...	$0.80^{+0.85}_{-0.27}$
EM_1^a (10^{55} cm $^{-3}$)	3.2 (9.8)	0.1 (0.3)	18.2 (55.8)	...	0.1 (0.3)
N_{H_2} (10^{22} cm $^{-2}$)	$0.36^{+0.06}_{-0.04}$
kT_2 (keV)	...	$8.01^{+1.05}_{-1.00}$	$8.78^{+1.62}_{-1.22}$
EM_2^a (10^{55} cm $^{-3}$)	...	1.5 (9.7)	3.1 (9.5)
Photon index	$1.75^{+0.07}_{-0.06}$	$1.71^{+0.07}_{-0.07}$
Line (keV)	$6.67^{+0.06}_{-0.05}$	$6.67^{+0.06}_{-0.05}$
σ_{Line} (keV)	$0.12^{+0.09}_{-0.08}$	$0.12^{+0.09}_{-0.08}$
f_x (erg cm $^{-2}$ s $^{-1}$)	2.33×10^{-12}	2.42×10^{-12}	1.46×10^{-11}	2.79×10^{-12}	2.83×10^{-12}
χ^2_ν /d.o.f. ^b	1.01/249	0.94/247	0.92/246	0.97/246	0.94/244

^a emission measure of the thermal component as numbered; in parenthesis assuming the largest distance (see Section 3.1);

^b degrees of freedom.

line is clearly detected in HD 161103 at 6.67 keV with an equivalent width of ~ 700 eV. A similar feature seems also present in SAO 49725.

Observed spectra can be equally well fitted by an optically thin plasma (*mekal*) with $T \sim 10^8$ K and solar abun-

dances or by a *power law + iron line* model with photon index $\Gamma \sim 1.5$ –1.8 (see Tab. 3). Including a low temperature component in these models considerably reduces the excess seen in the χ^2 -residuals around 0.9 keV and improves the fit quality in the soft part of the spectrum. Its

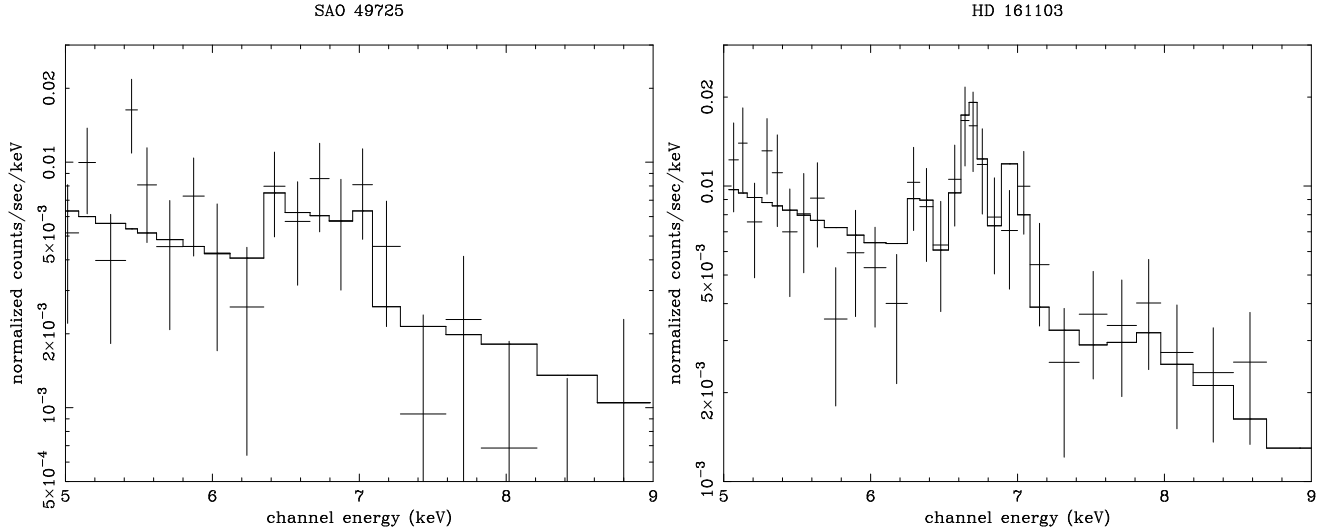


Fig. 5. The Fe line complex of HD 161103, and evidences for its existence in SAO 49725 seen in the pn single-events spectra accumulating photons during all observation time. The best fit from $wabs^*(2-mekal + Gaussian\ line)$ model are shown.

presence is supported by the F-test statistics with a probability of 6×10^{-2} for SAO 49725 and 6×10^{-5} for HD 161103 (one-*mekal*), and 0.2 and 5×10^{-3} (*power law + iron line*) models. Freeing metal abundances does not improve the fit and yields metallicities consistent with solar. We do not find evidences for a sub-solar Fe abundance similar to that observed in γ Cas (Smith et al. 2004) at the 90% confidence level (using the *vmekal* model).

We also tried a model in which each *mekal* component is affected by a distinct absorption as for γ Cas (Smith et al. 2004) without improving the overall fit quality. However this configuration cannot be excluded since the absorption columns are different at the 90% confidence level. The soft component of SAO 49725 could be affected by a hydrogen column less dense than that of its hard component (Tab. 3). An opposite behaviour is seen in HD 161103, in which the hot component is the less absorbed. For SAO 49725 the resulting plasma temperatures are compatible with those of the model with only one absorption column. For HD 161103 the hot plasmas have the same temperatures in the two models, but the soft plasma is colder in the two-absorption model, resulting in a high emission measure and a luminosity higher by a factor ~ 10 . We did not find acceptable solutions with a highly absorbed hot component similar to that observed in γ Cas by Smith et al. (2004).

In all cases (except for the 2-thermal model of HD 161103 with individual absorption components) the corresponding luminosities in the 0.2–12 keV energy range are $\sim (4\text{--}12) \times 10^{32} \text{ erg s}^{-1}$ depending on the assumed luminosity class and the X-ray to bolometric luminosity ratio are $\sim 4 \times 10^{-6}$, almost identical for the two sources.

Interestingly, the thermal models naturally represent the H-like and He-like iron lines strength with the correct intensity. This strongly argues in favour of a thermal interpretation of the X-ray emission of HD 161103 and SAO 49725. The corresponding emission measures (EM;

Table 3) are dominated by the hot component and compare well with those derived for γ Cas from *RossixTE* ($4.1 \times 10^{55} \text{ cm}^{-3}$; Smith, Robinson & Corbet 1998) and *Chandra* ($\sim 5 \times 10^{55} \text{ cm}^{-3}$; Smith et al. 2004).

3.2.1. The iron $K\alpha$ complex

In order to improve the energy resolution of the EPIC pn camera we accumulated single-pixel events spectra over the entire observations of HD 161103 and SAO 49725 i.e., including time intervals of slightly enhanced background. Spectra were grouped in bins containing a minimum of 15 events and we used the Cash-statistic which is more appropriate for small numbers of counts.

The iron line in HD 161103 appears as a Fe $K\alpha$ complex of the neutral line at 6.4 keV, Fe XXV (6.7 keV) and Fe XXVI (6.97 keV). Fits to the full observation time data give results consistent with those in Table 3 which were restricted to low background intervals. A hot plasma represents reasonably well the emission of the H-like and He-like lines. A separate Gaussian line is needed to account for the Fe K fluorescent line (Fig. 5). We estimated the contribution of each component, by fitting three Gaussian lines on the *power law* representing the underlying continuum. The lower signal to noise ratio available for SAO 49725 does not allow us to resolve the Fe line complex, but the broad emission feature (EW $\sim 920 \text{ eV}$) is compatible with the presence of the three Fe lines detected in HD 161103. Freeing all parameters we obtain the centroid of the Gaussian lines and their estimated equivalent width listed in Table 4. There is no evidence for non-solar abundances in any of these two sources.

These results strongly suggests that as in γ Cas, where high resolution X-ray spectroscopy confirm it, the X-ray emission of SAO 49725 and HD 161103 is essentially due to a hot thin confined plasma, with a fluorescence feature due to reprocessing in cold matter.

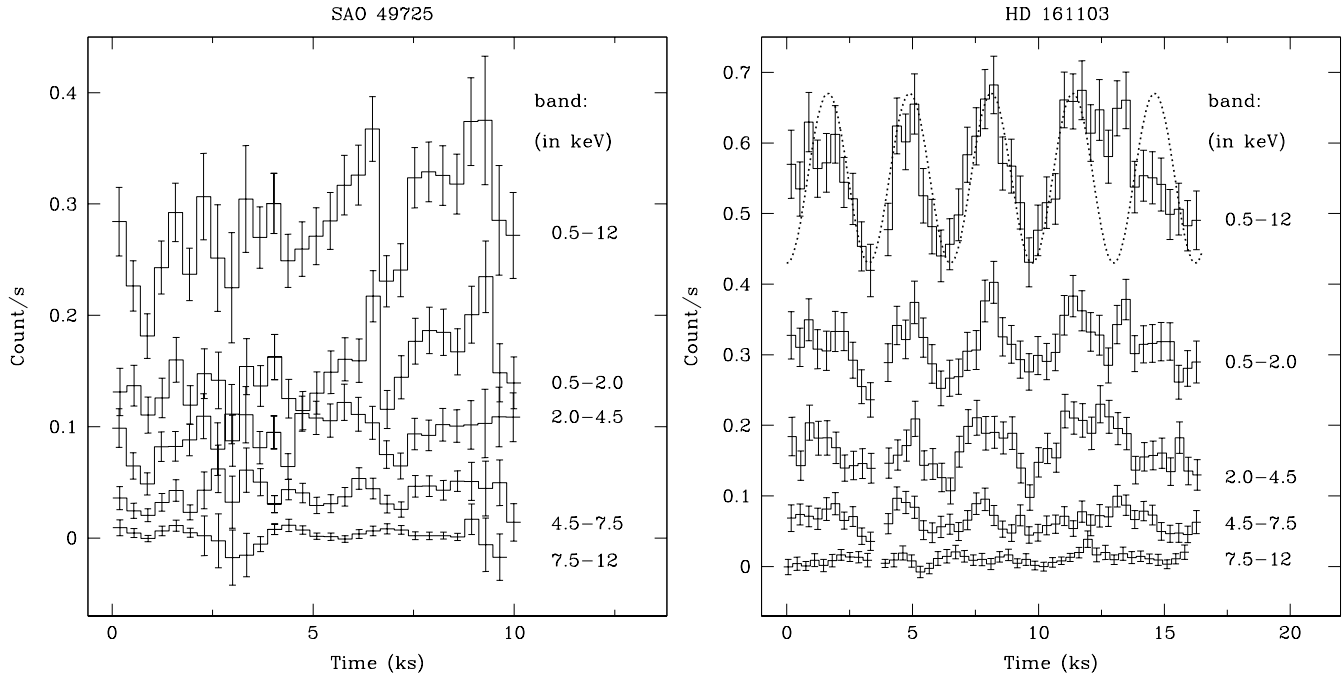


Fig. 6. EPIC (MOS1+MOS2+pn) background-subtracted barycentric corrected light curves in conventional XMM energy bands. The HD 161103 data around $t \sim 3500$ s were lost – possibly because of a telemetric problem in the satellite. Bin size of 350 s in all cases. The dotted curve represents a sinusoidal modulation with period of 3245 s (see Section 3.3.2).

Table 4. Equivalent width of the emission iron lines in HD 161103 and SAO 49725 estimated of pn single-events spectra. We use an absorbed *power law* model to describe the hard continuum and three Gaussian for each Fe line. Errors are given at 1σ .

Iron line ^a (keV)	EW (eV)	
	SAO 49725	HD 161103
6.4	105 (+145/-84)	75 (+49/-52)
6.7	183 (+120/-100)	301 (+90/-65)
6.97	280 (+165/-147)	133 (+63/-66)

^a frozen parameters.

3.3. X-ray light curves

Both X-ray light curves exhibit significant variability (see Fig. 6). The average X-ray flux of SAO 49725 slowly increases in the course of the XMM-*Newton* observation while showing apparently random variations with a maximum amplitude of $\sim 80\%$ on a time scale of a few hundred seconds. In contrast, the time behaviour of HD 161103 seems more regular during the observations. Its intensity varies almost periodically by $\sim 60\%$ on a time scale of ~ 3.2 ks.

3.3.1. Spectral variations with intensity

In order to try to disentangle different possible components contributing to the X-ray emission, we first searched for correlations between the X-ray hardness and intensity of SAO 49725 and HD 161103. We adopted the 0.5–2.0 and

2.0–12 keV energy bands to build a hardness-intensity diagram. Results for the combined EPIC cameras are shown in Fig. 7. Although the relatively small hardness ratio changes with X-ray intensity seem significant, the pattern of variability remains unclear. For HD 161103 the high state seems to correspond to the hardest energy distribution while an opposite behaviour could be present in SAO 49725. Similar results were obtained using only EPIC pn data.

We further studied spectral changes in HD 161103, the brightest and the most variable of the two sources, by accumulating spectra in low and high X-ray flux states for each of the three EPIC cameras. Low and high states correspond to times during which the total 0.5–12 keV EPIC count rate is below or above of 0.53 count/s respectively (average intensity level; see light curve in Fig. 6). As for other spectra, times of high background were discarded. We also excluded the last part of the observation ($t \gtrsim 12$ ks) during which the pronounced 3.2 ks oscillation seems to vanish. As suggested by the hardness ratio analysis, the X-ray energy distribution of HD 161103 appears slightly harder during bright X-ray states, but the best fit parameters in the low and hard flux states are still compatible at the 90% confidence level (see Tab. 5).

3.3.2. A search for pulsations

Timing analysis was performed using the Z_n^2 Rayleigh periodogram (Buccheri et al. 1983) on EPIC background corrected light curves (1 s, 10 s and 350 s time bins) and directly on the EPIC pn event lists. In all cases we corrected

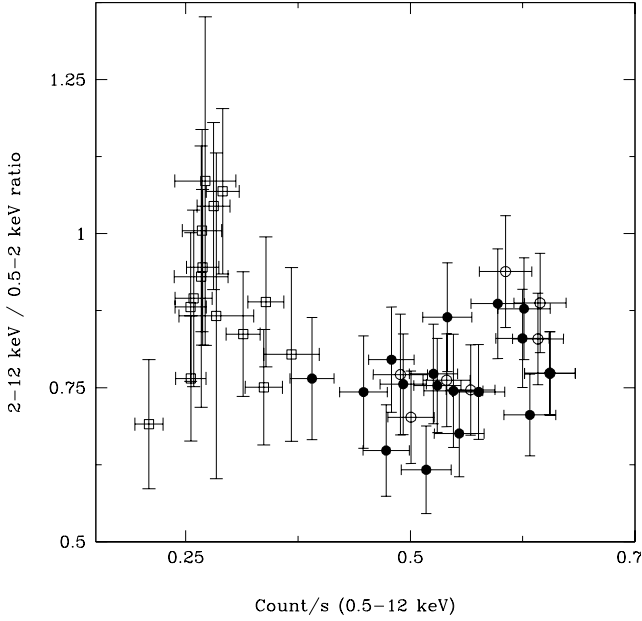


Fig. 7. Hardness-intensity diagram for SAO 49725 (open squares) and HD 161103 (filled circles for $t < 12$ ks, open circles for $t > 12$ ks) using simultaneously all EPIC cameras. The data were grouped in 700 s time bins.

Table 5. HD 161103: best fit parameters for the high and low state X-ray spectra. Times of high background were excluded. We also discard the last missed oscillation ($t > 12$ ks in Fig. 6). All thermal models assume solar abundances. Quoted errors are at the 90% confidence level. Fluxes are given unabsorbed in the 0.2–12 keV energy band.

	Low	High
<i>Mekal</i>		
N_{H} ($\times 10^{22}$ cm $^{-2}$)	0.26 $^{+0.05}_{-0.05}$	0.30 $^{+0.04}_{-0.03}$
kT (keV)	7.38 $^{+3.55}_{-1.47}$	8.28 $^{+2.62}_{-1.78}$
f_{x} (10^{-12} erg cm $^{-2}$ s $^{-1}$)	~ 1.8	~ 2.6
$\chi^2_{\nu}/\text{d.o.f.}$	1.06/66	1.24/110
<i>Power law + Gaussian line</i>		
N_{H} ($\times 10^{22}$ cm $^{-2}$)	0.33 $^{+0.08}_{-0.07}$	0.34 $^{+0.05}_{-0.04}$
Photon index	1.74 $^{+0.19}_{-0.18}$	1.70 $^{+0.12}_{-0.11}$
Line (keV)	6.67 ^a	6.67 ^a
σ_{Line} (keV)	0.12 ^a	0.12 ^a
f_{x} (10^{-12} erg cm $^{-2}$ s $^{-1}$)	~ 2.0	~ 3.0
$\chi^2_{\nu}/\text{d.o.f.}$	1.07/65	1.18/109

^a frozen as integrated spectrum (Tab. 3).

times to the barycentric system and accumulated counts in the 0.5–12 keV energy range. The upper frequency limit is fixed by the acquisition time of 48 ms in the *large window* mode used for the pn camera ($f \lesssim 10.4$ Hz). We applied the Z_n^2 test in δf steps oversampling the observation window by a factor 1000 ($\delta f = 0.001/T$, where T is the total analyzed observation time). We fail to detect high frequency pulsations in any of the two sources, but the long period oscillation clearly visible in the light curve of HD 161103

is well detected at a period of 3245 (± 350) s with a pulse fraction of 24% (see Figure 6). The upper limit on the pulse fraction of any other periodic modulation is $\sim 10\%$ for HD 161103 and SAO 49725.

4. Discussion

The X-ray and optical properties of SAO 49725 and HD 161103 are very similar and can be altogether summarized as follows:

- (i) very hard X-ray spectrum, equally well fitted by a hot plasma ($kT \sim 7\text{--}12$ keV) or by a *power law + iron lines* ($\Gamma \sim 1.5\text{--}1.8$) model, with in both cases evidences for the presence of an additional soft thermal component ($kT \sim 0.8$ keV);
- (ii) presence of Fe K, He-like and H-like iron lines (clearly detected in HD 161103, and probable in SAO 49725);
- (iii) X-ray (0.2–12 keV) luminosity of $\sim (4\text{--}12) \times 10^{32}$ erg s $^{-1}$ implying an X-ray to bolometric luminosity ratio of $\sim 4 \times 10^{-6}$;
- (iv) variable emission on relatively short time scales (possible stable period of ~ 3200 s for HD 161103); no evidence for high frequency pulsations;
- (v) B0.5 III-Ve spectral type;
- (vi) intense and quasi-symmetrical Balmer emission profile, suggesting dense and/or very large and apparently stable circumstellar envelopes.

The common properties of these two objects strikingly resemble those of γ Cas, an enigmatic early type B0.5 IVe star first spectroscopically observed in 1866 (Secchi 1867). Recent *Chandra* observations of γ Cas (Smith et al. 2004) show that the emission spectrum results from different plasmas: a hot-thermal dominant component ($kT \sim 11\text{--}12$ keV) with low Fe abundances ($\sim 0.22 \times$ solar), and two or three colder and less absorbed components ($kT \sim 0.1\text{--}3$ keV) revealed by the presence of lower excitation lines from Fe L-shell and OVII-VIII. The Fe K α complex is present. The X-ray luminosity (2–10 keV) of γ Cas is $\sim 5 \times 10^{32}$ erg s $^{-1}$ (Kubo et al. 1998). No pulsation is detected, but there are X-ray flux variations on time scales ranging from seconds to hours (Parmar et al. 1993; Haberl 1995; Smith, Robinson & Corbet 1998; Owens et al. 1999). In spite of several multi-wavelength observing campaigns, the true nature of the source remains elusive.

Based on the similarities of γ Cas with Be/X-ray transient pulsars in the quiescent state, the first scenario proposed was that of a compact object accreting matter from the circumstellar disc of the Be star (Marlborough, Snow & Slettebak 1978; Murakami et al. 1986; Haberl 1995; Kubo et al. 1998). The absence of pulsations has cast some doubts on this model, although a long rotation period, a faint magnetic field or geometrical effects could explain the lack of detection. Radial velocities variations revealed the presence of an unseen companion star in a ~ 205 day orbit with a mass close to $1 M_{\odot}$ (Harmanec et al. 2000; Miroschnichenko, Bjorkman & Krugov 2002) but it is yet unclear whether the X-ray features observed in

γ Cas could be consistent with an accretion model in such orbit (e.g. Robinson & Smith 2000).

Assuming that accretion on a companion star is not at work in γ Cas, the X-ray emission could be produced by magnetic field recombination in the circumstellar disc or by fields interconnecting the star and the disc (Smith & Robinson 1999). Dynamo effects in the upper stellar atmosphere or circumstellar disc could account for the magnetic field (Robinson, Smith & Henry 2002).

We discuss below the observed properties of SAO 49725 and HD 161103 in the light of single star and accreting binary hypothesis.

4.1. Single stars?

The relatively modest soft X-ray luminosities radiated by SAO 49725 and HD 161103 places these objects at the boundary between early type stars and Be/X-ray transients in quiescent states as well as persistent low-luminosity Be/X-ray systems (X Per-like). Their 0.1–2.4 keV X-ray to bolometric luminosity ratio is clearly above those of the vast majority of normal O-B stars as given in Berghöfer et al. (1997) (see Fig. 8). However, their much harder X-ray spectra would very significantly move them up in the L_X/L_{bol} diagram if the 0.2–12 keV band were used instead of the softer ROSAT energy range. Normal O-B stars are soft X-ray emitters with a low temperature plasma of ~ 0.5 keV (Berghöfer, Schmitt & Cassinelli 1996) and moreover usually display no variability on minute time scales and little on longer intervals (Meurs et al. 1992; Cohen, Cassinelli & MacFarlane 1997; Cohen et al. 2000). The spectral hardness, luminosity and variability of the X-ray emission of SAO 49725 and HD 161103 are clearly incompatible with wind shock emission of a normal O-B star.

The most relevant single star scenario applicable to SAO 49725 and HD 161103 is probably that proposed by Smith et al. (2004) for γ Cas. Based on high resolution X-ray spectroscopy from the *Chandra* observatory, these authors suggested a picture in which X-ray flares occur close to the surface of the Be star in magnetically confined plasmas and are partially absorbed and reprocessed in colder material located in the disc. This mechanism is supported by a pattern of correlations between optical, UV and X-ray continuum variations and line features such as Fe and Si K fluorescence lines (Smith, Robinson & Corbet 1998; Cranmer, Smith & Robinson 2000; Robinson, Smith & Henry 2002; Smith, Henry & Vishniac 2006). In γ Cas, and also in HD 110432 (analog system; see Section 5), migrating subfeatures are seen in the line profile of optical lines supporting the existence of corotating clouds located close to stellar surface and likely magnetically confined (see Smith & Balona 2006), and also in agreement with the Smith et al. (2004) model. According to this model, the energy distribution seen in HD 161103 and SAO 49725 could be explained by the sum of a hard dominant and a

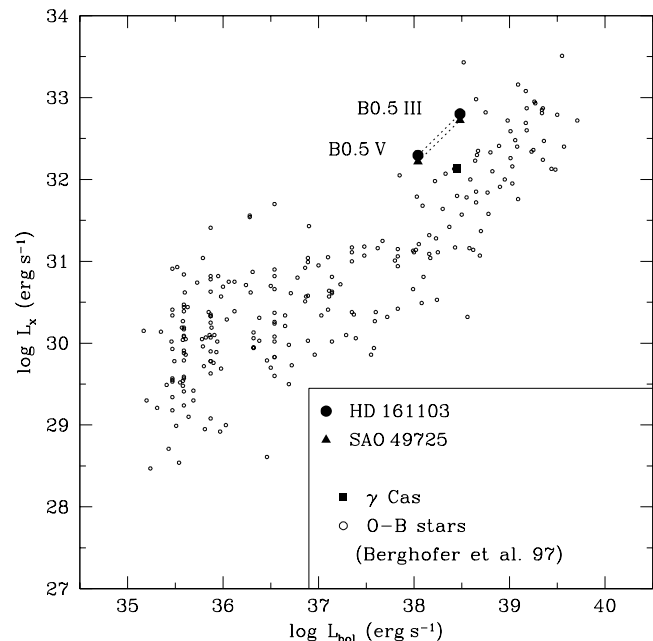


Fig. 8. $L_{X,0.1-2.4\text{ keV}} - L_{bol}$ diagram. SAO 49725 and HD 161103 are compared with O-B stars at ROSAT energy range. Because of their very hard spectra the X-ray luminosity excess of the new γ Cas-like objects would be significantly larger in the 0.2–12 keV energy band.

soft absorbed thin thermal component, the latter representing the normal B star shocked wind emission.

The photoelectric absorption seen in the X-ray spectrum of SAO 49725 and HD 161103 ($N_H \sim 3-4 \times 10^{21} \text{ cm}^{-2}$) is fully consistent with that derived from the interstellar reddening of the Be stars ($E(B-V) \sim 0.6-0.7$) estimated from optical photometry. This implies that no strong local absorption occurs.

Herbig Ae/Be – intermediate-mass pre-main-sequence stars, were detected with X-ray luminosities of $\log L_X (\text{erg s}^{-1}) \sim 30-32$ and corresponding $\log L_X/L_{bol}$ from -7 to -4 (Skinner et al. 2004; Hamaguchi, Yamauchi & Koyama 2005). Their X-ray spectra are usually harder than those of O-B stars and may reach thin thermal temperatures of up to 5 keV, approaching those of SAO 49725 and HD 161103 but remaining significantly cooler. They often exhibit a Fe K α line. A last similarity with the two targets studied in this paper is their significant time variability, sometimes in the form of flare-like events. There is no evidence, however, that the targets are located near star forming regions.

4.2. Accreting binaries?

The relatively small (typically a factor 10 in the 0.1–2.4 keV band) excess of hard X-ray luminosity above the usual emission of normal O-B stars can be naturally explained by accretion onto a compact object. Several distinct mechanisms can account for the low observed X-ray luminosity which is in general lower than those observed from classical Be/X-ray transients in quiescence and per-

sistent low-luminosity Be/X-ray binaries. First, the mass accretion rate itself can be smaller than in other massive X-ray binaries. This can happen if the local density of matter is small, i.e., if the neutron star is located outside of the circumstellar disc on a tilted orbit and is only fed by the high velocity wind, or if disc truncation mechanisms are extremely efficient (Okazaki & Negueruela 2001). Alternatively, the mass accretion rate may be similar to those encountered in Be/X-ray systems, but the accretion potential well is weaker. This will be the case if the magnetized neutron star is in the propeller regime (Stella, White & Rosner 1986), where accreted matter is stopped at the magnetosphere or if the compact object is a white dwarf.

Although the power-law indices of the energy distribution of SAO 49725 and HD 161103 compare well with those of classical Be+NS transients, in such systems the iron emission, when present, is dominated by the fluorescence line at 6.4 keV with weak or no He-like and H-like component. The probable thermal nature of the X-ray emission of SAO 49725 and HD 161103 is also in disagreement with the non-thermal energy distributions which are always detected in accreting neutron stars. Interestingly, several cataclysmic variables with comparable X-ray luminosities display similar X-ray spectra with high kT and the same iron complex in emission (see e.g. Hellier & Mukai 2004; Pandel et al. 2005). This similarity has been considered as one of the main arguments for the presence of an accreting white dwarf in γ Cas (Haberl 1995; Kubo et al. 1998).

Apart from the fact that the X-ray luminosity seen in γ Cas is apparently incompatible with that expected from an accreting WD in a 205 day orbit (Robinson & Smith 2000), one of the often invoked objections to the Be+WD hypothesis for γ Cas is the difficulty to avoid making a neutron star in the course of a binary evolution ending with a B0.5 IV star. However, the long lasting mass transfer phases occurring during the evolution of close binaries strongly influences the evolutionary tracks and the final stellar products. In fact the strong dependence of the history of the system on initial conditions leads to a very large range of configurations. Pols et al. (1991) show that Be+WD have a distribution peaking around the B2 spectral type, but are still possible for stars earlier than B0.5. In ϕ Per, there is a B0.5 Ve star ($9.3 M_{\odot}$) orbited by a hot sub-dwarf with $M = 1.1 M_{\odot}$ (Gies et al. 1998). In the absence of further mass transfer, such sub-dwarf will become a white dwarf and not a neutron star. There are also at least three known B+WD binaries: HR 2875 (B5 V; Motch et al. 1997; Vennes, Berghofer & Christian 1997; Burleigh & Barstow 1998; Vennes 2000, - triple system), θ Hya (B9.5 V; Burleigh & Barstow 1999) and 16 Dra (B9.5 V; Burleigh & Barstow 2000). Three possible endpoints of WD + massive star systems are the binary pulsars PSR B2303+46 (van Kerkwijk & Kulkarni 1999), PSR J1141-6545 (Kaspi et al. 2000) and PSR J1906+0746 (Lorimer et al. 2005).

4.2.1. Accretion regimes

The accretion regime on a neutron star, either onto its surface or its magnetosphere, depends on the relative values of the magnetospheric ($r_m \propto B_0^{4/7} R_{NS}^{12/7} M_{NS}^{-1/7} \dot{M}_{acc}^{-2/7}$) and corotation ($r_c \propto M_{NS}^{1/3} P_s^{2/3}$) radius (Stella, White & Rosner 1986). Accretion on the magnetosphere ($r_m > r_c$) was proposed to explain the quiescent states ($L_X \sim 10^{32-36} \text{ erg s}^{-1}$) in high mass X-ray binaries such as A0538-66, 4U 0115+63 and V0332+53 (Corbet et al. 1997; Campana et al. 2001, 2002). Corbet et al. (1997) detected an emission iron line in A0538-66 from ASCA observations during a quiescent state ($\sim 5.5 \times 10^{36} \text{ erg s}^{-1}$), which was not present during high emission states. This feature was interpreted as a single line at 6.54 keV, or as a blend of 6.4 and 6.7 keV lines, and was considered as a possible signature of magnetospheric accretion.

Corbet (1984) noted that Be/X-ray binaries are located in a relatively narrow locus in the P_s versus P_{orb} diagram which could be explained as the region of spin equilibrium where $r_m \simeq r_c$ (Waters & van Kerkwijk 1989). In this scenario the accretion regime continuously switches between accretion onto the surface, accretion on the magnetosphere, as well as non accreting states.

The accretion luminosity can be estimated by $L_{acc}(r) = \eta GM \dot{M}_{acc}/r$, where \dot{M}_{acc} is the accretion rate onto an object of mass M , in which potential-radiative energy conversion occurs with an efficiency η at a distance r of the centre of the compact object. When accretion occurs on the neutron star (white dwarf) surface, $r = R_{NS}$ (or $r = R_{WD}$). If accretion occurs on the magnetosphere $r = r_m$, and the resulting luminosity can be estimated by:

$$L_{acc}^{mag} \simeq 1.1 \times 10^{33} \left(\frac{M_{NS}}{1.4 M_{\odot}} \right)^{8/7} \left[\left(\frac{B_{NS,0}}{3 \times 10^{12} \text{ G}} \right) \left(\frac{R_{NS}}{10 \text{ km}} \right)^3 \right]^{-4/7} \times \left(\frac{\dot{M}_{acc}}{10^{-10} M_{\odot} \text{ yr}^{-1}} \right)^{9/7} \text{ (in erg s}^{-1}\text{)}. \quad (1)$$

The transition between accretion on the magnetosphere and accretion on the neutron star ideally occurs at an accretion rate (\dot{M}_{acc}^{lim}) for which $r_m^{lim} = r_c$ and should be accompanied by a several orders of magnitude jump in X-ray luminosity (Corbet 1996).

Figure 9 shows L_{acc} versus \dot{M}_{acc} for three cases: accretion onto the neutron star surface, accretion onto the neutron star magnetosphere and accretion onto a weakly magnetized white dwarf. We adopt a bipolar description for the magnetic field of the neutron star with $B_{NS,0} = 3 \times 10^{12} \text{ G}$ at the pole; masses and radii of $1.4 M_{\odot}$ and 10 km for the neutron star and $1.0 M_{\odot}$ and $0.01 R_{\odot}$ for the white dwarf. We assume accretion efficiencies η of 1.0 and 0.1.

The observed X-ray luminosities of HD 161103 and SAO 49725 ($\sim (4-12) \times 10^{32} \text{ erg s}^{-1}$ at 0.2–12 keV) could thus be produced by direct accretion on a neutron star surface for an accretion rate of $\sim 2 \times 10^{-13} M_{\odot} \text{ yr}^{-1}$ corresponding to $r_m \sim 6 \times 10^9 \text{ cm}$. This requires the opening of the magnetic barrier, i.e., neutron star rotation periods

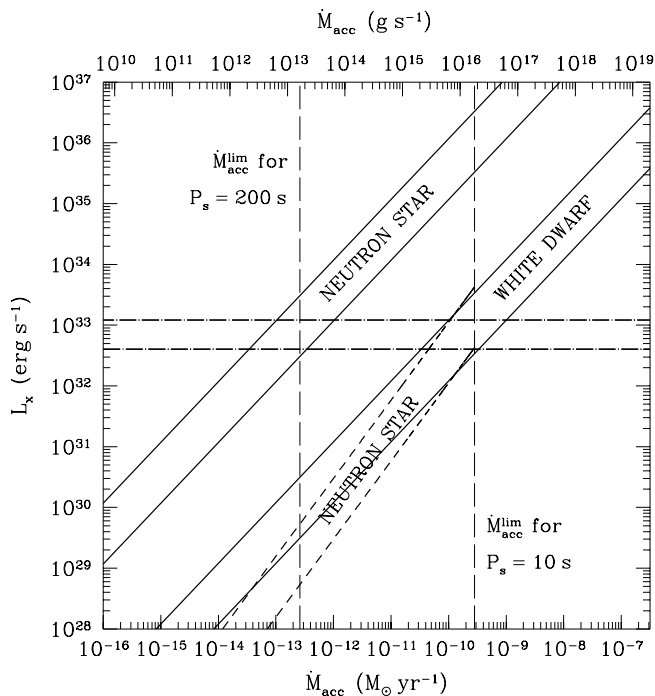


Fig. 9. Luminosity – accretion rate diagram for accretion onto the white dwarf and neutron star surfaces (solid lines, as indicated), and for magnetospheric accretion onto a neutron star (dashed lines) – upper and lower lines refer to $\eta = 1$ and 0.1 , respectively. Horizontal lines show the observed X-ray luminosity (0.2 – 12 keV) of HD 161103 and SAO 49725. Vertical lines mark \dot{M}_{acc}^{lim} for a neutron star with $P_s = 10$ and 200 s (see text).

larger than ~ 200 s. The same X-ray luminosity could be explained by accretion on the magnetosphere of a neutron star with a spin period shorter than ~ 10 s corresponding to $r_m \sim 8 \times 10^8$ cm or onto a white dwarf assuming a much higher accretion rate of $\sim 2 \times 10^{-10} M_{\odot} \text{ yr}^{-1}$.

4.2.2. The likelihood of the accretion scenario

Estimating X-ray luminosities consistent with the various accretion regimes requires a good understanding of the density and velocity fields of the circumstellar matter along the orbit of the accreting star.

A growing number of observational evidences and theoretical developments have reinforced the idea that the viscous decretion disc model proposed by Lee, Saio & Osaki (1991) can explain most of the disc-related observational properties of Be stars. The major step forward was the recognition that radial outflow velocities were highly subsonic in the whole line emitting disc region. Tangential velocities are mainly Keplerian and the viscosity acts in an opposite way as in an accretion disc, transporting the angular momentum of the inner regions toward the outer disc. This scenario has been successful in explaining the observed Balmer line profiles (Hanuschik 2000) and the IR colours (Porter 1999). Negueruela & Okazaki (2001) have shown that the tidal torque of a stellar companion can efficiently truncate the viscous disc at a resonance

radius which depends on disc viscosity, on the mass ratio of the stars and on the orbital parameters. Okazaki & Negueruela (2001) have applied this model to the class of Be/X-ray transients and have shown that many of the X-ray and optical behaviour of these transients (e.g. V/R variations, occurrence of type I or II outbursts) could be explained in this framework. Disc truncation should be more efficient in systems with small orbital eccentricities and small orbital periods (Zhang, Li & Wang 2004) and could deplete the circumstellar disc at relatively small distances from the Be star.

Unfortunately, the decretion disc model makes no prediction on the density and velocity fields beyond the truncation radius. Even in the absence of truncation, the density and velocity laws at the outer edge of the disc, beyond the trans-sonic point are ill defined. At a large distance of the star, it is reasonable to think that the pressure of the high velocity stellar wind will considerably change the flaring disc structure (Kubat 2006) dragging to higher velocities the disc material.

Direct accretion on a neutron star implies rather extreme conditions. First, the spin period must have slowed down to large values albeit not unusual, in order for accretion to take place. Second, the orbital period must be long enough to explain the small accretion rate. Low luminosity persistent Be/X-ray sources such as X Per ($P_{orb} = 250^d$) or RX J0146.9+6121 with X-ray luminosities of the order of 10 to 100 times that observed from SAO 49725 or HD 161103 usually do not display any iron line (Mereghetti et al. 2000; Coburn et al. 2001). The absence of fluorescence iron line probably reflects the scarcity of the circumstellar medium at the large distances where the accreting neutron star orbits. In this respect, the strength of the iron line in HD 161103 and SAO 49725 rather suggests that the X-ray source is embedded in a relatively dense cold medium, casting severe doubts on the accreting neutron star hypothesis.

Accretion onto a white dwarf (or onto the magnetosphere of a fast spinning neutron star) requires much higher accretion rates. If the X-ray luminosity scales with the gravitational potential well we expect the hypothetical white dwarf to be on the same kind of orbit than neutron stars with X-ray luminosities of the order of $10^{35-36} \text{ erg s}^{-1}$, comparable to those of some quiescent states of A 0535+26 for instance (Motch et al. 1991). A 0535+26 displays a rich behaviour with regular type I outbursts occurring close to periastron passage, rare type II outbursts and undergoes long periods of low X-ray luminosity during which no outburst occurs at periastron. Disc truncation can adequately explain these contrasted variability regimes (Okazaki & Negueruela 2001). Because of the absence of birth kick velocity, white dwarf eccentricities should be significantly smaller than those of neutron stars and as a consequence, disc truncation efficiency should be much higher, leading to smaller discs. Replacing the neutron star in A 0535+26 in a non-outbursting state by a white dwarf could perhaps explain the mean X-ray luminosity and the apparent absence of type I or II out-

bursts in γ Cas like objects. In general, an orbiting white dwarf may truncate the Be disc so efficiently that it will only accrete from matter escaping beyond the truncation radius in agreement with the low X-ray luminosities and the apparent absence of outbursts. However, this scenario has to face a major difficulty, namely that optical observations show that the circumstellar discs in γ Cas and also probably in its twins are large and stable in contradiction with what is expected from truncated discs.

4.2.3. Be + black hole systems?

Black hole transients in quiescent states (BHQ) have power law spectra with photon index ranging between 0.9 and 2.3 (mean index of ~ 1.5) and luminosity (0.3–7 keV) of $\sim 10^{30-33}$ erg s $^{-1}$ (Garcia et al. 2001; Kong et al. 2002; Hameury et al. 2003). These power law index are in principle similar to those derived for SAO 49725 and HD 161103, albeit Fe K α complex is not seen in BHQ. The black hole hypothesis is ruled out by the orbital solution proposed for γ Cas (Harmanec et al. 2000) but may still work for our targets. As suggested by Zhang, Li & Wang (2004) the effective truncation of the decretion disc around the Be star implies long quiescent phases of low X-ray luminosity, if the accreting black hole is in a narrow orbit ($\lesssim 30$ days) of low eccentricity. But the stability of the circumstellar disc might not be consistent with this scenario.

4.3. What is the nature of the 3200 s oscillation in HD 161103?

The short duration of the X-ray observation does not allow to constrain the stability of the 3200 s period detected in the X-ray light curve of HD 161103. Such a long period can be due to a spinning white dwarf or neutron star and its confirmation would be a major step forward in the understanding of these systems. In the case of 2S 0114+650 a ~ 2.78 -h oscillation is detected which probably reflects the spin period of a neutron star emitting an X-ray luminosity of $L_X \sim 10^{35}$ erg s $^{-1}$ (2–10 keV; Finley, Belloni & Cassinelli 1992).

A similar quasi-periodic time behaviour is often observed in γ Cas (Parmar et al. 1993; Haberl 1995; Smith, Robinson & Corbet 1998; Owens et al. 1999) with comparable time scales. This variability has been interpreted in terms of flare-like events similar to those detected from the hot coronae of solar-like stars (Smith et al. 2004). This quasi periodic flaring behaviour also compares well with that of the Be/X-ray binary EXO 2030+375 (Parmar et al. 1989), in which a series of six X-ray flares with duration between 80 and 130 min was observed with recurrence times of ~ 230 min. A last possible analogy is the flaring activity on timescales of ~ 1 h detected in 4U 2206+54 by Masetti et al. (2004).

Although β Cephei stars exhibit optical photometric pulsations with comparable periods of the order of 3–6 hours, they usually display little X-ray variability (Cohen

et al. 2000; Cassinelli et al. 1994) and are thus unlikely to be related to the phenomenon we observed.

5. A new class of X-ray emitters

Currently four Be stars with very similar X-ray and optical properties to γ Cas, HD 161103 and SAO 49725 have been serendipitously discovered in the XMM-*Newton* surveys (see Motch et al. 2006a, for a recent review). Examples are USNO 0750–13549725 and SS 397 (Motch, Herent & Guillout 2003; Motch et al. 2006a,b). The first object is a blue straggler B1 IIIe star at the centre of NGC 6649 (Marco, Negueruela & Motch 2006) – an open cluster distant of ~ 1.6 kpc and heavily reddened ($A_V \sim 4.95$), with an estimated age of 50 Myr (Turner 1981; Walker & Laney 1987). Its X-ray spectrum can be fitted by a *power law* model with $\Gamma \sim 1.4$ –1.6 or by a *mekal* model with $kT \sim 10$ keV. The resulting X-ray (0.2–12 keV) luminosity is $\sim 3 \times 10^{32}$ erg s $^{-1}$. The second object, SS 397, is a B0.5 Ve star and also a hard X-ray emitter. The temperature as inferred by a *mekal* model fit is $kT \sim 13$ keV, or $\Gamma \sim 1.6$ –1.8 from *power law* model. An emission iron line, or blend of the Fe K α complex, is also observed. Strong flux variations in both USNO 0750–13549725 and SS 397 were detected by XMM-*Newton* observations, on very similar time scales as here found in HD 161103 and SAO 49725 (Section 3.3). Detailed results on these new sources will be presented elsewhere. A *BeppoSAX* observation of the HEAO-1 Be/X-ray binary candidate HD 110432 (B0.5 IIIe) was reported by Torrejón & Orr (2001). Its X-ray spectrum was also well described by a thermal hot plasma of $kT \sim 11$ keV – resulting in an unabsorbed luminosity (2–10 keV) of ~ 3.4 – 7×10^{32} erg s $^{-1}$. A possible periodicity of ~ 14 ks was suspected. As in γ Cas, optical spectroscopy of HD 110432 revealed migrating subfeatures in the line profiles suggesting the existence of magnetically confined circumstellar clouds corotating close to the star’s surface (see results and discussion in Smith & Balona 2006).

It is now clear that the long standing γ Cas puzzle is not an unique case anymore. Several new γ Cas analogs are found in X-ray surveys. Amazingly their X-ray and optical properties fall in a very narrow range, in particular their spectral types which are all consistent with \sim B0.5e. They constitute a *new and well defined class of X-ray emitters* that is characterized by: [1] a hard X-ray emission likely thermal and dominated by a component with $7 \lesssim kT$ (keV) $\lesssim 13$ as supported by the presence of a prominent Fe K α complex, [2] with a variable behaviour, and [3] moderate 0.2–12 keV luminosity ($32 \lesssim \log L_x$ (erg s $^{-1}$) $\lesssim 33$); and from their optical properties, [4] a large and probably stable circumstellar disc.

6. Conclusions

Our XMM-*Newton* observations of two low luminosity hard X-ray emitting Be stars selected from the ROSAT all-sky survey reveal a very likely thermal emission of high temperature ($kT \gtrsim 8$ keV). A strong iron line including a

fluorescence component is detected. They also share very similar optical properties such as spectral types (B0.5 III-Ve) and strength of the Balmer emission ($EW \sim -31 \text{ \AA}$). This pattern of common X-ray and optical properties appears quite similar to that of the so far unique star γ Cas and points at the emergence of a new class of γ Cas analogs.

HD 161103 displays a 3200 s oscillation which could be the signature of a rotating accreting compact object or with equal likelihood the analog of the long period quasi-oscillations seen in the X-ray observations of γ Cas. We discuss the possible X-ray emission mechanisms in the framework of the models proposed for γ Cas. A single star scenario in which X-ray flares occur close to the stellar photosphere in magnetically confined regions could in principle account for the observations but may be challenged by the low intrinsic absorption of the X-ray source. This model cannot be really proved or falsified with the presently available data. The accretion scenario onto a neutron star or a white dwarf faces a number of difficulties, one of the most severe being the absence of evidence for disc truncation effects. The strength of the 6.4 keV line strongly argues against accretion onto a neutron star on a long period orbit.

Acknowledgements. We would like to thank Dr. Myron A. Smith for useful discussions. The INT is operated on the island of La Palma by the Isaac Newton Group in the Spanish Observatorio del Roque de Los Muchachos of the Instituto de Astrofísica de Canarias. The G.D. Cassini telescope is operated at the Loiano Observatory by the Osservatorio Astronomico di Bologna. Based in part on observations made at Observatoire de Haute Provence (CNRS), France. Partially based on data collected at the European Southern Observatory, Chile (71.D-0151). RLO acknowledges financial support from Brazilian agencies FAPESP (grant 03/06861-6) and CAPES (grant BEX0784/04-4), and Observatoire de Strasbourg. IN is a researcher of the programme *Ramón y Cajal*, funded by the Spanish Ministerio de Ciencia y Tecnología (currently Ministerio de Educación y Ciencia) and the University of Alicante, with partial support from the Generalitat Valenciana and the European Regional Development Fund (ERDF/FEDER). This research is partially supported by the MCyT (currently MEC) under grant AYA2002-00814.

References

- Andrillat, Y., Jaschek, M., & Jaschek, C. 1988, AASS, 72, 129
- Berghöfer, T.W., Schmitt, J.H.M.M., & Cassinelli, J.P. 1996, A&AS, 118, 481
- Berghöfer, T.W., Schmitt, J.H.M.M., Danner, R., & Cassinelli, J.P. 1997, A&A, 322, 167
- Buccheri, R., Bennett, K., Bignami, G.F., et al. 1983, A&A, 128, 245
- Burleigh, M.R., & Barstow, M.A. 1998, MNRAS, 295, L15
- Burleigh, M.R., & Barstow, M.A. 1999, A&A, 341, 795
- Burleigh, M.R., & Barstow, M.A. 2000, A&A, 359, 977
- Campana, S., Gastaldello, F., Stella, L., et al. 2001, ApJ, 561, 924
- Campana, S., Stella, L., Israel, G.L., et al. 2002, ApJ, 580, 389
- Cassinelli, J.P., Cohen, D. H., Macfarlane, J.J., Sanders, W.T., & Welsh, B.Y. 1994, ApJ, 421, 705
- Coburn, W., Heindl, W.A., Gruber, D.E., et al. 2001, ApJ, 552, 738
- Cohen, D.H., Cassinelli, J.P., & MacFarlane, J.J. 1997, ApJ, 487, 867
- Cohen, D.H. 2000, in The Be Phenomenon in Early-Type Stars, IAU Colloq. 175, ed. M. Smith, H. F. Henrichs, & J. Fabregat (ASP, San Francisco), 156
- Corbet, R.H.D. 1984, A&A, 141, 91
- Corbet, R.H.D. 1996, ApJ, 457, L31
- Corbet, R.H.D., Charles, P.A., Southwell, K.A., & Smale, A.P. 1997, ApJ, 476, 833
- Cranmer, S.R., Smith, M.A., & Robinson, R.D. 2000, ApJ, 537, 433
- Finley, J.P., Belloni, T., & Cassinelli, J.P. 1992, A&A, 262, L25
- Garcia, M.R., McClintock, J.E., Narayan, R., et al. 2001, ApJ, 553, L47
- Gies, D.R., Bagnuolo, W.G., Ferrara, E.C., et al. 1998, ApJ, 493, 440
- Haberl, F. 1995, A&A, 296, 685
- Hamaguchi, K., Yamauchi, S., & Koyama, K. 2005, ApJ, 618, 360
- Hameury, J.-M., Barret, D., Lasota, J.-P., et al. 2003, A&A, 399, 631
- Hanuschik, R. W. 2000, in The Be Phenomenon in Early-Type Stars, IAU Colloq. 175, ed. M. Smith, H. F. Henrichs, & J. Fabregat (ASP, San Francisco), 518
- Harmanec, P., Habuda, P., Stefl, S., et al. 2000, A&A, 364, L85
- Hellier, C., & Mukai, K. 2004, MNRAS, 352, 1037
- Humphreys, R.M., & McElroy, D.B. 1984, ApJ, 284, 565
- Kaspi, V. M., Lyne, A.G., Manchester, R.N., et al. 2000, ApJ, 543, 321
- Kong, A.K.H., McClintock, J.E., Garcia, M.R., Murray, S.S., & Barret, D. 2002, ApJ, 570, 277
- Kubat, J. 2006, in proceedings of the conference on Active O-B stars, Sapporo, Sept 2005, ASP Conference Series, Ed. S. Stefl, S. Owocki & A. Okazaki
- Kubo, S., Murakami, T., Ishida, M., & Corbet, R.H.D. 1998, PASJ, 50, 417
- Lee, U., Saio, H., & Osaki, Y. 1991, MNRAS, 250, 432
- Lorimer, D.R., Stairs, I.H., Freire, P.C.C., et al. 2005, ApJ, in press (astro-ph 0511523)
- Lucy, L.B., & Solomon, P.M. 1970, ApJ, 159, 879
- Marco, A., Negueruela, I., & Motch, C. 2006, in Moffat, A.F.J., & St.-Louis, N. (eds.), Proceedings of Massive Stars in Interacting Binaries, Hotel Sacacomie, Montreal, Quebec, Canada, August 2004, ASP Conference Series, in press
- Marlborough, J.M., Snow, T.P., & Slettebak, A. 1978, ApJ, 224, 157
- Masetti, N., Dal Fiume, D., Amati, L., et al. 2004, A&A, 423, 311

- Mereghetti, S., Tiengo, A., Israel, G.L., & Stella, L. 2000, *A&A*, 354, 567
- Meurs, E.J.A., et al. 1992, *A&A*, 265, L41
- Miroshnichenko, A.S., Bjorkman, K.S., & Krugov, V.D. 2002, *PASP*, 114, 1226
- Motch, C., Stella, L., Janot-Pacheco, E., & Mouchet, M. 1991, *ApJ*, 369, 490
- Motch, C., Haberl, F., Dennerl, K., Pakull, M., & Janot-Pacheco, E. 1997, *A&A*, 323, 853
- Motch, C., Herent, O., & Guillout, P. 2003, *Astron. Nachr.*, 324, 61
- Motch, C., Lopes de Oliveira, R., Negueruela, I., Haberl, F., Janot-Pacheco, E. 2006a, in proceedings of the conference on Active O-B stars, Sapporo, Sept 2005, ASP Conference Series, Ed. S. Steff, S. Owocki & A. Okazaki
- Motch, C., et al. 2006b, in preparation
- Murakami, T., Koyama, K., Inoue, H., & Agrawal, P.C. 1986, *ApJ*, 310, L31
- Negueruela, I., & Okazaki, A.T. 2001, *A&A*, 369, 108
- Okazaki, A.T., & Negueruela, I. 2001, *A&A*, 377, 161
- Owens, A., Oosterbroek, T., Parmar, A.N., Schulz, R., Stewe, J.A., & Haberl, F. 1999, *A&A*, 348, 170
- Pandel, D., Córdova, F.A., Mason, K.O., & Priedhorsky, W.C. 2005, *ApJ*, 626, 396
- Parmar, A.N., White, N.E., Stella, L., Izzo, C., & Ferri, P. 1989, *ApJ*, 338, 359
- Parmar, A.N., Israel, G.L., Stella, L., & White, N.E. 1993, *A&A*, 275, 227
- Pols, O.R., Coté, J., Waters, L.B.F.M., & Heise, J. 1991, *A&A*, 241, 419
- Porter, J.M. 1999, *A&A*, 348, 512
- Raguzova, N.V. 2001, *A&A*, 367, 848
- Raguzova, N.V., & Popov, S.B. 2005, astro-ph 0505275
- Reig, P., Fabregat, J., & Coe, M.J. 1997, *A&A*, 322, 193
- Robinson, R.D., & Smith, M.A. 2000, *ApJ*, 540, 474
- Robinson, R.D., Smith, M.A., & Henry, G.W. 2002, *ApJ*, 575, 435
- Secchi, A. 1867, *Astron. Nachr.*, 68, 63
- Skinner, S.L., Güdel, M., Audard, M., & Smith, K. 2004, *ApJ*, 614, 221
- Slettebak, A., Collins, G.W., Boyce, P.B., White, N.M., & Parkinson, T.D. 1975, *ApJS*, 281, 137
- Slettebak, A., Collins, G.W., & Truax, R. 1992, *ApJS*, 81, 335
- Smith, M.A., Robinson, R.D., & Corbet, R.H. 1998, *ApJ*, 503, 877
- Smith, M.A., & Robinson, R.D. 1999, *ApJ*, 517, 866
- Smith, M.A., Cohen, D.H., Gu, M.F., et al. 2004, *ApJ*, 600, 972
- Smith, M.A., & Balona, L. 2006, *ApJ*, in press (astro-ph 0509094)
- Smith, M.A., Henry, G.W., & Vishniac, E. 2006, submitted to *ApJ* (personal communication)
- Steele, I.A., Negueruela, I., & Clark, J.S. 1999, *A&AS*, 137, 147
- Stella, L., White, N.E., & Rosner, R. 1986, *ApJ*, 308, 669
- Tycner, C., Lester, J.B., Hajian, A.R., et al. 2005, *ApJ*, 624, 359
- Torrejón, J.M., & Orr, A. 2001, *A&A*, 377, 148
- Turner, D.G. 1981, *AJ*, 86, 231
- van Bever, J., & Vanbeveren, D. 1997, *A&A*, 322, 116
- van den Heuvel, E.P.J., & Rappaport, S.A. 1987, in *Physics of Be Stars*, IAU Coll. 92, Ed. A. Slettebak & T. P. Snow (Cambridge University Press), 291
- van Kerkwijk, M.H., & Kulkarni, S.R. 1999, *ApJ*, 516, L25
- Vennes, S., Berghofer, T.W., & Christian, D.J. 1997, *ApJ* 491, L85
- Vennes, S. 2000, *A&A*, 354, 995
- Zhang, F., Li, X.-D., & Wang, Z.-R. 2004, *ApJ*, 603, 663
- Walker, A.R., & Laney, C.D. 1987, *MNRAS*, 224, 61
- Waters, L.B.F.M., Pols, O.R., Hogeveen, S.J., Coté, J., & van den Heuvel, E.P.J. 1989, *A&A*, 220, L1
- Waters, L.B.F.M., & van Kerkwijk, M.H. 1989, *A&A*, 223, 196
- Wegner, W. 1994, *MNRAS*, 270, 229