

EROS VARIABLE STARS : Discovery of Beat Cepheids in the Small Magellanic Cloud and the effect of metallicity on pulsation.

J.P. Beaulieu^{1,2}, M. Krockenberger³, D.D. Sasselov³, C. Renault⁴, R. Ferlet¹, A. Vidal-Madjar¹, E. Maurice⁵, L. Prévot⁵, E. Aubourg⁴, P. Bareyre⁴, S. Brehin⁴, C. Coutures⁴, N. Delabrouille⁴, J. de Kat⁴, M. Gros⁴, B. Laurent⁴, M. Lachièze-Rey⁴, E. Lesquoy⁴, C. Magneville⁴, A. Milsztajn⁴, L. Moscoso⁴, F. Queinnec⁴, J. Rich⁴, M. Spiro⁴, L. Vigroux⁴, S. Zylberajch⁴, R. Ansari⁶, F. Cavalier⁶, M. Moniez⁶, C. Gry⁷. The EROS Collaboration

¹ Kapteyn Laboratorium, Postbus 800 9700 AV Groningen, The Netherlands

² Institut d'Astrophysique de Paris, CNRS, 98bis Boulevard. Arago, 75014 Paris, France

³ Harvard-Smithsonian Center for Astrophysics, 60 Garden St., Cambridge, MA 02138, USA.

⁴ CEA, DSM/DAPNIA, Centre d'études de Saclay, 91191 Gif-sur-Yvette, France.

⁵ Observatoire de Marseille, 2 place Le Verrier, 13248 Marseille 04, France.

⁶ Laboratoire de l'Accélérateur Linéaire IN2P3, Centre d'Orsay, 91405 Orsay, France.

⁷ Laboratoire d'Astronomie Spatiale CNRS, Traversée du siphon, les trois lucas, 13120 Marseille, France.

Received;accepted

Abstract. We report the discovery of eleven beat Cepheids in the Small Magellanic Cloud, using data obtained by the EROS microlensing survey. Four stars are beating in the fundamental and first overtone mode (F/1OT), seven are beating in the first and second overtone (1OT/2OT). The SMC F/1OT ratio is systematically higher than the LMC F/1OT, while the 1OT/2OT period ratio in the SMC Cepheids is the same as the LMC one.

Key words: stars : oscillations - stars cepheids - galaxies : Magellanic Clouds

1. Introduction

“Beat Cepheids” (BC hereafter) are a rare phenomenon among classical Cepheids, because of the simultaneous presence of two radial modes of pulsations. They provide a good basis for the understanding of Cepheid envelopes. In our Galaxy, only 14 BCs are known (Pardo & Poretti 1996, and reference therein): 13 pulsating in the fundamental (F) and first overtone (1OT) mode, and one (CO Aur) pulsating in the first and second overtone (2OT), out of a sample of about 200 objects which have sufficiently extensive photometry to detect or to rule out double-mode

pulsation. Usually data has been acquired in different conditions and bands, therefore non-homogeneous datasets have to be used to make the Fourier analysis to show a clear beating of two modes. Therefore, this kind of studies are very difficult.

Over the past five years, a great effort has been made to obtain light curves of millions of stars in the Magellanic Clouds (MC) in the quest for dark matter through microlensing effects. Two enormous databases have been built, one from the MACHO team (Welch et al. 1996 and references therein, W96 hereafter), the other one from the EROS team (Renault et al. 1996, Beaulieu & Sasselov, 1996 and references therein). In contrast to Galactic work, the study of variable stars in the MCs has many advantages : in a given galaxy, stars can be considered to be at the same distance, the foreground reddening is low and the differential reddening is small. Therefore, the interpretation of observed differences is relatively straightforward. Over the course of the past few years, both teams have obtained photometry in both clouds, the Large Magellanic Cloud (LMC) and the Small Magellanic Cloud (SMC).

In the LMC, Alcock et al. (1995), (A195 hereafter), and W96 reported the discovery of 73 BCs from a sample of 1466 Cepheids: 29 are F/1OT, and 44 are 1OT/2OT. The F/1OT stars have a period ratio systematically greater by 0.01 than the Galactic ones at the same period. The Galactic star CO Aur has a period ratio very similar to the LMC 1OT/2OT. Double mode excitation is seen 20

Send offprint requests to: JP. Beaulieu, beaulieu@astro.rug.nl

% of the time in LMC Cepheids with fundamental period smaller than 2.5 days, and 1OT/2OT modes are selected for period P_{1OT} shorter than 1.25 days. The light curve geometry of each mode can be extracted (W96, Pardo & Poretti 1996).

In this letter, we report the discovery of 11 BCs in the SMC from the EROS database. We will present a comparison of their properties with the ones from the LMC and our galaxy in terms of period ratios and Fourier coefficients.

2. EROS Observations

EROS is a French collaboration between astronomers and particle physicists to search for baryonic dark matter in the form of compact objects in the Galactic Halo through microlensing effects on stars in the Magellanic Clouds. Observations were done at ESO La Silla with a 0.4m f/10 reflecting telescope and a 16 CCD camera in the 1993-1995 campaign (Arnaud et al., 1994a, Arnaud et al., 199b). The SMC data set covering a field of 0.4×1 square degree is made of two colors light curves for 1.3×10^5 stars with excellent phase coverage (~ 3000 points per bandpass). High-accuracy Fourier component are obtained.

Two broad band filters B_{E2} and R_{E2} are used. The B_{E2} filter is closer to Johnson V than to Johnson B, and is broader than Johnson V. The R_{E2} bandpass is intermediate between Cousin R and I. We defined the natural EROS color magnitude system as : a zero color star (a main sequence A0 star), $B_{E2} - R_{E2} \approx 0$ will have its B_{E2} magnitude numerically equal to its Johnson V_J magnitude, and its R_{E2} magnitude numerically equal to its Cousin R_C magnitude.

3. Beat Cepheids

3.1. Identification and Fourier decomposition

Variable stars were identified and periods were determined simultaneously using the One Way Analysis of Variance (Schwarzenberg-Czerny 1989). This phase dispersion minimization method is based on strong statistical tests and is powerful to search for periodic signals of arbitrary shapes. For each trial period tested, a confidence level is yielded. We performed technical cuts in order to remove unreliable data and values from the photometric time series. We excluded about 20 % of the stars, and 20 % of the measurements of a given star. Then we built AoV periodograms for all the stars to search for periodicities in the range 0.1–100 days. We excluded spurious periods due to chance fluctuation by the calculation of a probability of false detection. We kept all significant fluctuations in this period range. We delineated the Cepheid instability strip in the color magnitude diagram to select Cepheid candidates. We plotted the period-luminosity relation and excluded Population II Cepheids that are known to be about ~ 1.5 mag dimmer than Population I Cepheids. Then we performed

a visual inspection of the light curves to exclude eclipsing binaries. Cepheids of period longer than $\sim 30 - 40$ days are saturated on the detector, and therefore are not reconstructed. The remaining 450 stars form our sample of SMC Cepheids. We adopted a Fourier decomposition of the form $X = X_0 + \sum_{i=1}^M X_i \cos(i \omega_i t + \Phi_i)$. The customary quantities $R_{k1} = X_k/X_1$ $k > 1$ and $\Phi_{k1} = \Phi_k - k \Phi_1$ $k > 1$ were defined. The amplitude ratio R_{k1} reflect the asymmetry of the variation, and Φ_{k1} the full width at half maximum of the curve. We adopted the morphological classification proposed by Antonello et al., (1986), and classify as s-Cepheids the stars that lie in the lower part of the $R_{21} - P$ plane, and as classical Cepheids the remaining stars. This morphological separation is mirrored by a clear dichotomy in the PL plane (Beaulieu et al. 1995, Beaulieu & Sas-selov 1996) showing again that s-Cepheids indeed pulsate in a different mode than classical Cepheids : first overtone for s-Cepheids and fundamental mode for classical Cepheids. Stars strongly affected by blending effects have been marked, thanks to the examination of the loops along one pulsational cycle in the luminosity temperature plane. They will be excluded from further analysis.

For each star, we compute the Fourier model corresponding to the most significant period, then do a sigma clipping at 1σ , then recompute the Fourier model. We subtract it from the light curve and compute an AoV periodogram. The inspection of this periodogram and of the periodogram of the complete light curve allows us to select stars for which there is power in the spectrum due to another mode of pulsation. For beat Cepheids, power is expected in the spectrum at the frequencies of the two modes, plus the combination of the harmonics. This procedure is not the most efficient that could have been applied. However, it is a good way to select BC candidates and investigate their properties. A more detailed study, combining the two color light curves and involving improved signal processing techniques like the CLEAN algorithm will have to be done in the future.

We found 11 BCs in our data base. It is not a complete sample, only the obvious BCs have been discovered so far. Their magnitudes, colors, and period ratios are summarized in Table 1. Four are pulsating in the the fundamental and first overtone (F/1OT) mode, seven are pulsating in the first and second overtone mode (1OT/2OT). One can note that stars with period less than ~ 1 day are pulsating in 1OT/2OT, whereas stars with period greater than ~ 1 day are pulsating in F/1OT. Figure 1 shows luminosity as a function of period for SMC Cepheids with periods shorter than 4.5 days. 1OT/2OT lie above the first-overtone period-luminosity relation.

3.2. Period ratios

It is very striking to see in Figure 2 that the SMC 1OT/2OT pulsators have period ratios very similar to the LMC ones. They lie on the linear fit to LMC 1OT/2OT ra-

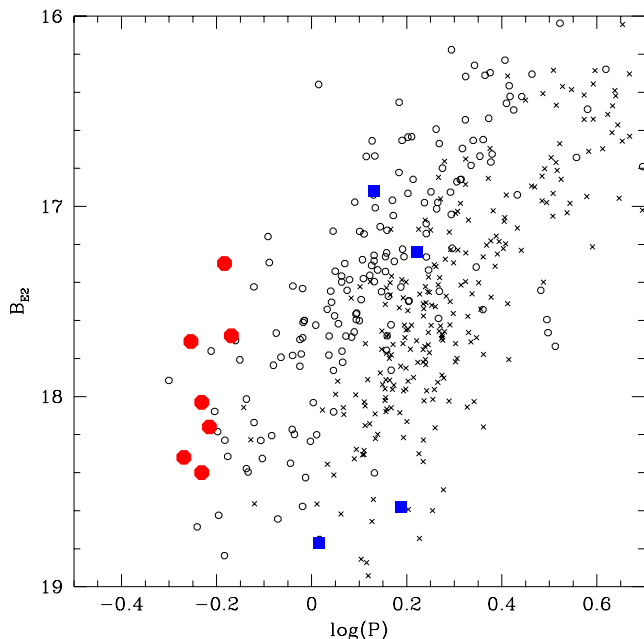


Fig. 1. Luminosity as a function of period for SMC Cepheids from the EROS database. Classical Cepheids (fundamental mode pulsators) are plotted as crosses, and s-Cepheids (overtone pulsators) are plotted as open circles. Beat Cepheids are plotted as big dots (1OT/2OT) or as squares (F/1OT). For each star the adopted period is the one from the higher order mode.

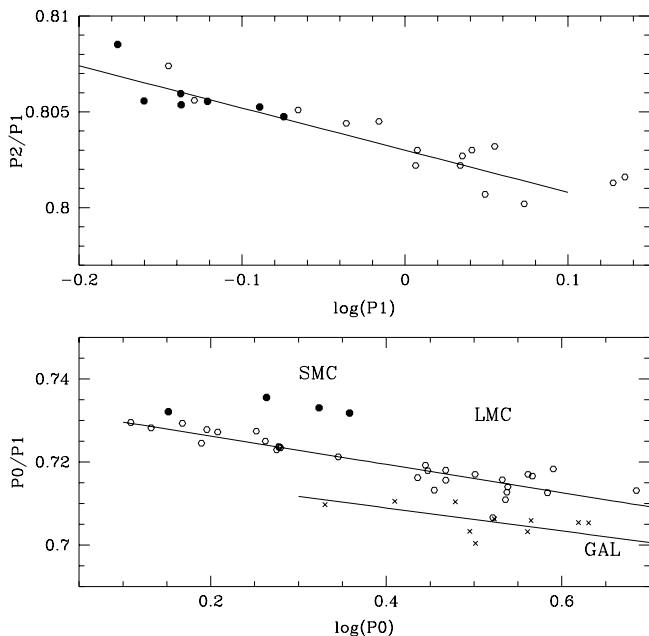


Fig. 2. Period ratio versus period for Galactic (crosses), LMC (circle) and SMC (dots) Beat Cepheids. The linear fits come from A195.

tios from A195. The SMC F/1OT are offset from the LMC F/1OT relation by roughly the same amount as the LMC BCs from the Galactic BCs. The heavy metals content of the Cepheids in the Galaxy, LMC and SMC are approximately 0.016, 0.008 and 0.004 by mass, respectively.

From a theoretical point of view, by going to lower metallicities there will be changes of the structure of the star : at fixed mass, the luminosity will increase, therefore, the period ratio will decrease. When going to lower Z , the opacity bump that affects the pulsation will be smaller and therefore will increase the period ratio for a fixed mass and luminosity. The final result, the observed period ratio, will be a combination of these two antagonistic effects plus an unknown non-linear coupling effect. In the case of a F/1OT pulsator, the fundamental mode penetrates deeper in the envelope of the star than the first overtone. Therefore, the changed period ratio is mainly due to the effect of opacity on the fundamental period. The case of 1OT/2OT is different since these two modes are more concentrated to the surface. We can crudely consider that an upward change in metallicity is an increase of the opacity in the opacity bump due to metals found at depths around 100 000 K. The driving of the pulsation comes from helium ionization zone, while the metals opacity bump affects the acoustic properties of the envelope.

Therefore it has a much bigger effect on fundamental modes, than on higher-order overtone modes. This can be seen from linear adiabatic calculations (Christensen-Dalsgaard and Petersen 1995), and from linear non-adiabatic calculations Buchler et al., 1996, Morgan and Welch 1996). In the case of F/1OT pulsators, the effect is bigger than the prediction by Morgan & Welch (1996), but in the theoretically expected direction. However, a small shift was expected in the case of 1OT/2OT, and we see no evidence for it.

4. Fourier coefficients

We tried to extract the Fourier coefficients in order to characterize the morphological properties of the different modes of pulsation. In most of the cases, the pulsation is strongly dominated by one mode for which we can easily derive the two first orders of its Fourier decomposition. However, the other mode has typically an amplitude 2 to 6 time smaller (W96), which makes it difficult to isolate its properties without ambiguity. We did a simultaneous fit of the two modes with three harmonics for the longer period mode, and two harmonics for the second mode of pulsation. The results are plotted in figure 3.

In the case of 1OT/2OT pulsators, we have detected the first overtone with amplitude $X1$ in the range 0.12-0.23 mag, and the second overtone mode with amplitude $X1$ in the range 0.03-0.07 mag.

In the case of F/1OT pulsators, the dominant mode is the first overtone. The fundamental mode has amplitude $A1$ in the range 0.05-0.09 mag, the first-overtone mode is

in the range 0.14–0.22 mag. The second-overtone mode of pulsation has low R_{21} values, and show a nice progression in the $\Phi_{21} - P$ plane. It is striking that the mode of lowest amplitude of pulsation has a smaller R_{21} , which is not surprising as being more damped.

Table 1. SMC Beat Cepheids. CCD number and identification number in the EROS database, period of the longer mode of pulsation, period ratio, EROS colors and modes identification.

ccd	iet	PerdL	Ratio	B_{E2}	R_{E2}	modes
3	9317	0.66622	0.8085	18.32	18.01	1OT/2OT
15	9594	0.69156	0.8056	17.71	17.14	1OT/2OT
13	2988	0.72833	0.8059	18.4	17.99	1OT/2OT
3	9830	0.72886	0.8054	18.03	17.70	1OT/2OT
11	3611	0.75643	0.8055	18.16	17.71	1OT/2OT
7	7614	0.81433	0.8052	17.3	16.71	1OT/2OT
3	1448	0.84246	0.8047	17.68	17.19	1OT/2OT
9	2124	1.41844	0.7321	18.77	18.10	F/1OT
10	5185	2.10526	0.7330	18.58	17.75	F/1OT
10	3264	1.83486	0.7355	16.92	16.51	F/1OT
11	5498	2.28137	0.7318	17.24	16.68	F/1OT

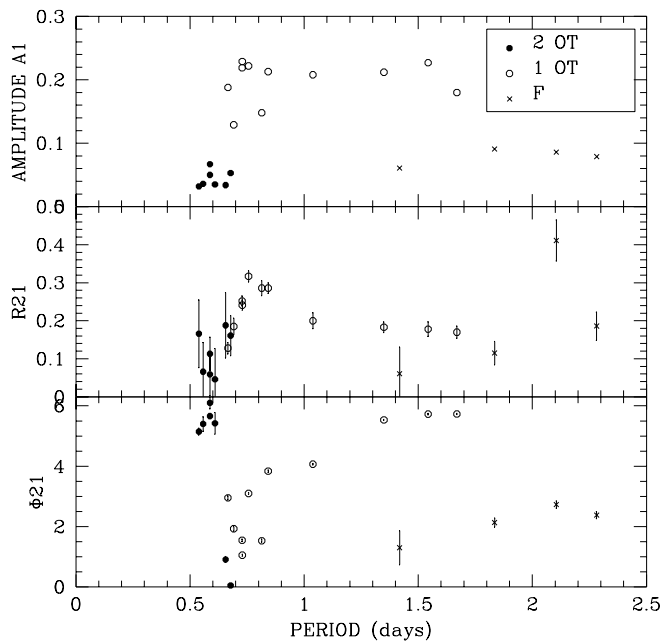


Fig. 3. The Fourier coefficients of SMC short period Cepheids from the EROS database. Fundamental modes are plotted as crosses, first overtone modes are plotted as open circles, second overtone modes are plotted as filled circle.

5. Conclusion

Eleven beat Cepheids were discovered as a by-product of the EROS microlensing survey in the Small Magellanic Cloud. Four are pulsating in the fundamental and first overtone radial modes. Seven are pulsating in the first and second overtone radial modes. This discovery was made thanks to the long term monitoring capability of EROS and it underlines the power of this kind of database.

The SMC 1OT/2OTs are very similar to the LMC ones, while the F/1OTs have period ratios systematically higher than in the LMC by ~ 0.01 . The amplitude of the first overtone is found to be in the range 0.12–0.23 mag, and the amplitude of the detected second overtones is in the range 0.03–0.07 mag.

With these two kinds of beat Cepheids, observed at different metallicities, we are probing different depths in the Cepheid envelopes, and drawing new strong constraints (similar to helioseismology) for the theory of stellar pulsation and the opacity tables at low metallicities.

The light curves, Fourier models and finding charts of these 11 Beat Cepheids are available on request to JP.Beaulieu (beaulieu@astro.rug.nl, beaulieu@iap.fr). An accurate astrometry is not yet available.

Acknowledgements. This work is based on observations held at ESO La Silla. JPB gratefully acknowledges D. Welch for his pressure on us to obtain results on SMC Beat Cepheids, and his comments on a preliminary version of the article. We thank J. Christensen-Dalsgaard for useful comments and the referee M. Feast.

References

- Alcock C. et al, 1995, AJ 109, 1653
- Antonello E., Poretti E., 1986, A&A 169, 149
- Arnaud M., et al., 1994a, Experimental astron. 4, 265
- Arnaud M., et al., 1994b, Experimental astron. 4, 279
- Aubourg E., Baryre P., Brehin S., et al., 1993, Nat 365, 623
- Beaulieu J.P., et al., 1995 AA 301, 137
- Beaulieu J.P., et al., 1997 AA in prep
- Beaulieu J.P., et al., 1997 AAL 318, L47
- Beaulieu J.P., & Sasselov D., 1996, IAP Colloquium, "Astrophysical returns of microlensing surveys", eds R Ferlet, JP Maillard, in press
- Grison P., Beaulieu J.P., Pritchard J.D., et al., 1995, A&AS 109, 1
- Morgan S. & Welch D., 1996, AJ submitted
- Moskalik P, Buchler J.R., Marom M., 1992, ApJ 385, 685
- Pardo I., Poretti E., 1997 AA submitted
- Renault C., et al., 1996, IAP Colloquium, "Astrophysical returns of microlensing surveys", eds R Ferlet, JP Maillard, in press
- Sasselov D., et al., 1997 AA in press
- Schwarzenberg-Czerny A., 1989, MNRAS 241, 153
- Welch D. et al., 1996, IAP Colloquium, "Astrophysical returns of microlensing surveys", eds R Ferlet, JP Maillard, in press

This article was processed by the author using Springer-Verlag L^AT_EX A&A style file L-AA version 3.