

Global action-angle variables for Duffing system

I. Kunin¹ and A. Runov²

November 6, 2018

Abstract

The classical representation of Hamiltonian systems in terms of action-angle variables are defined for simply connected domains such as an interior of a homoclinic orbit. On this basis methods of (local) perturbations leading, in particular, to chaotic systems have been studied in literature.

We are describing a new method for constructing global action-angle variables and successive perturbations based on a topological covering of the phase space. The method is demonstrated for representative example of the Duffing system.

The choice of variables for solutions of different problems is typically related to matters of convenience. The question of “the best” variables looks from the first glance as not well posed. But starting from the works of Poincare the special preference has been given to the variables action (I) and angle (θ) for Hamiltonian systems and their perturbations [1, 2]. At the same time the method of action-angle variables is typically restricted to simply connected domains, mainly to R^n .

We are generalizing this method to global action-angle variables defined globally for topologically nontrivial phase spaces. The approach is based on topological transformations (covering) of the phase space plus additional

¹ Department of Mechanical Engineering, University of Houston, Houston, TX 77204, USA, e-mail kunin@uh.edu

² Department of Theoretical Physics, St. Petersburg University, Uljanovskaja 1, St. Petersburg, Petrodvorez, 198504, Russia

changes of geometry. In this publication the method is demonstrated for the popular conservative and dissipative Duffing system. The (local) action-angle variables for the system and their perturbations for chaos are considered, e. g. in [3, 4].

Let us consider the well known Duffing equation (fig. 1):

$$\begin{cases} \dot{x} = y \\ \dot{y} = x - x^3 - \mu y \end{cases} \quad (1)$$

Let us begin with the case $\mu = 0$. Then the corresponding Hamiltonian function is

$$H(x, y) = \frac{1}{4}x^4 + \frac{1}{2}y^2 - \frac{1}{2}x^2 + C \quad (2)$$

It is well known that one can introduce action-angle variables locally in each of the three regions separated by the two homoclinic trajectories. Within the conventional framework this cannot be done globally (for the entire plane) because of the non-trivial topology of orbits. Let us utilize the symmetry of the system with respect to the reflection $(x, y) \rightarrow (-x, -y)$. Due to this symmetry, a half plane suffices for the description of the system. Consider the following transformation, which maps a half plane into the plane:

$$\begin{aligned} x_1 &= x_1(x, y) = x^2 - y^2, \\ y_1 &= y_1(x, y) = 2xy. \end{aligned} \quad (3)$$

Accordingly, the entire plane covers itself twice (a double covered plane). With the help of a cut along the negative x-axis, we may speak of two planes covering one. Let the points of the right half plane be mapped onto the upper (red) plane and the points of the left half plane be mapped onto the lower (green) plane. Then the formulas (3) establish one-to-one correspondence between the original plane (x, y) and the double covered (colored) plane (x_1, y_1) .

The key moment here is that the phase flow described by the equation (1) in new variables does not depend on color, i. e. it is the same on upper and lower planes. This is an obvious consequence of the symmetry that was mentioned above. Correspondingly the equation (1) can be written in new variables in a closed form

$$\begin{cases} \dot{x}_1 = \frac{1}{2}(x_1 + r)y_1 \\ \dot{y}_1 = -x_1^2 - \frac{1}{2}y_1^2 + r(2 - x_1) \end{cases}, \quad r = \sqrt{x^2 + y^2}, \quad (4)$$

and information about covering is contained in the additional condition that when the cut (negative x -axis) is crossed, the trajectories change over from one plane to the other. Because the phase flow is independent of color, this transition is smooth (Fig. 2), and the motion assumes the character of rotation around a single center. Moreover, it is possible to consider a projection of the system (4) onto the (x_1, y_1) plane which is equivalent to gluing together two planes or washing out the colors. From a more general point of view the resulting system may be interpreted as a factorization of the original Duffing system by its symmetry group.

Returning back to the covered Duffing (4) it is natural to rewrite it in polar coordinates

$$x_1 = 1 + \rho \cos \theta, \quad x_2 = \rho \sin \theta, \quad (5)$$

Then the angular velocity is

$$\dot{\theta} = -2 \frac{x^6 + x^4 y^2 - 2x^4 + y^4 + x^2 + y^2}{x^4 + 2x^2 y^2 + y^4 - 2x^2 + 2y^2 + 1} \quad (6)$$

It is strictly less than zero at all points except the origin where it is equal to zero. Accordingly, θ can be considered as new time and explicitly expressed through x and y :

$$\tan \theta(x, y) = y_1(x, y)/(x_1 - 1). \quad (7)$$

In terms of θ and the corresponding action $I(H)$ the trajectories are circles satisfying standard (but global!) action-angle equations.

Now let us consider equation (1) with $\mu \neq 0$ (Fig. 3). Then $\frac{dH}{d\theta}$ is not zero any more, but is a strictly monotonous function:

$$\frac{dH}{d\theta} = \frac{\dot{H}}{\dot{\theta}} > 0, \quad (8)$$

Accordingly, trajectories will be spirals (Fig. 4).

This approach to global action-angle variables is in no way restricted to the Duffing system. Its group theoretical background and a wider class of applications will be considered elsewhere.

References

- [1] V.I. Arnold, *Mathematical Methods of Classical Mechanics*, Springer-Verlag, N. Y., 1989.

- [2] H. Goldstein, Classical Mechanics, Addison-Wesley, 1980.
- [3] K. R. Meyer, G. R. Hall, Introduction to Hamiltonian Dynamical Systems and the N-Body Problem, Springer-Verlag, 1992.
- [4] S. Wiggins, Introduction to Applied Nonlinear Dynamical Systems and Chaos, Springer-Verlag, N.Y., 1990.

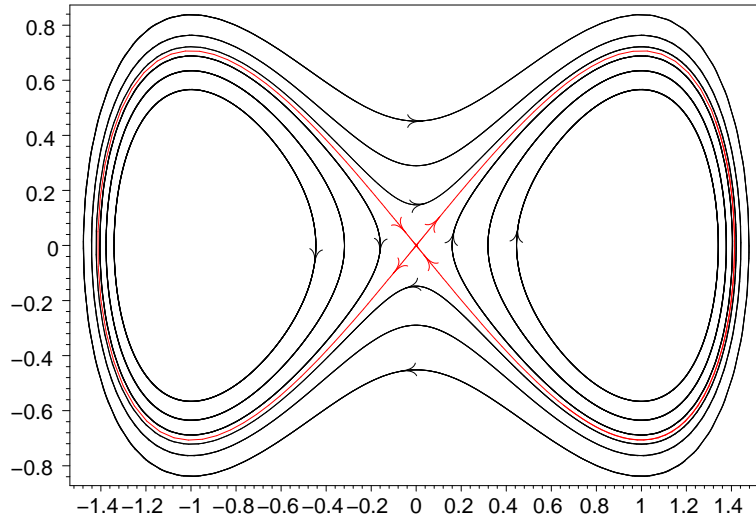


Figure 1: Standard Duffing system.

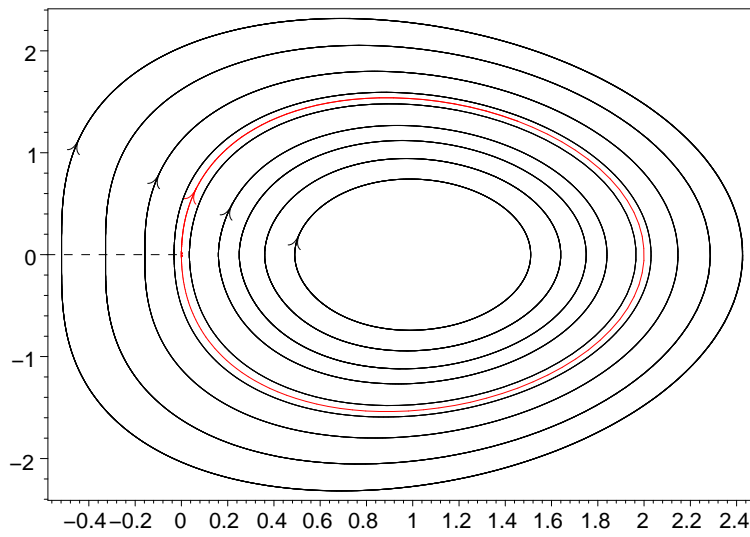


Figure 2: Covered Duffing system.

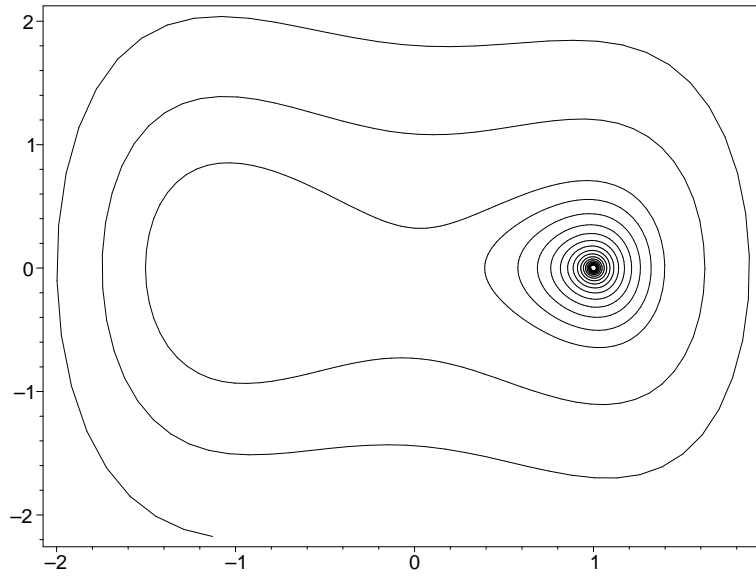


Figure 3: Duffing system with dissipation, $\mu = 0.1$

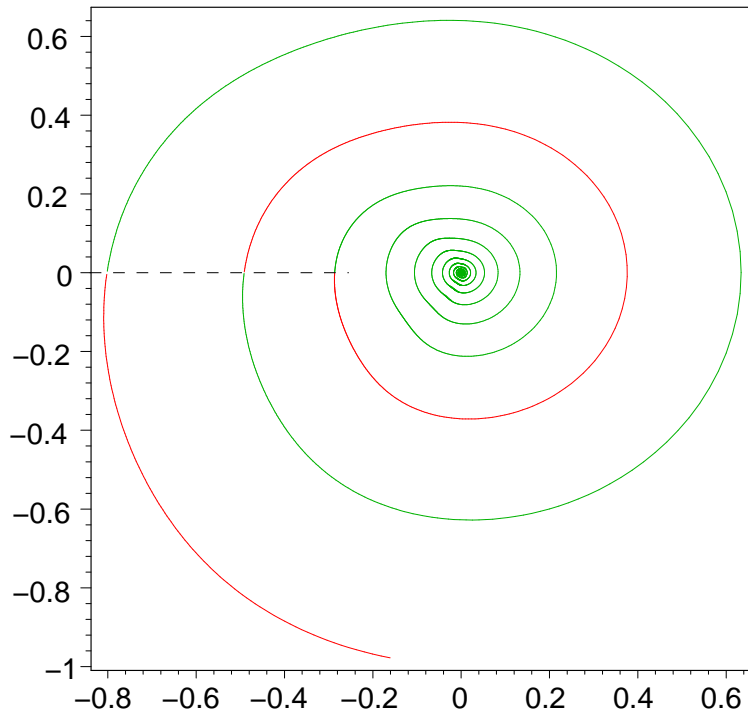


Figure 4: Duffing with dissipation in $H - \theta$ variables