

Repotting a plant

REMOVE PLANT

"the next step is to take the plant out of the pot ..."
"I'm going to remove my plant from its old pot..."
"remove it from its beginning container..."



"make sure there aren't any roots..."
"you need to tease them out..."
"sometimes you just want to cut the roots..."
"loosen the old soil away from the roots..."

LOOSEN ROOTS



"give the plant a drink of water..."
"the next step is going to be watering..."
"we are gonna put water in here..."
"if you don't water the plant, you will get air pockets in the soil..."

WATER PLANT



Performing CPR


OPEN AIRWAY

"and with your other hand with the victims chin this position opens the airway..."
"I'm gonna have my partner here reposition the airway..."
"we have to check if the airway is clean..."
first we need a little bit of head tilt like this"



"we move on to B for breathing..." "we immediately give two breaths..."
"then give two mouth to mouth breaths..."
"Deliver air over one second to make the victim's chest rise..."

GIVE BREATH



"chest compressions must be started right away..."
"created to compress the chest..."
"and then gave 30 chest compressions..."
"continue with the compressions"


PERFORM COMPRESSION



Jumping cars

CONNECT RED A

"then connect the other end of the positive cable to the positive terminal on the working car..."
"Connect the other red clamp to the good battery..."
"then we will connect this positive end to the positive post on the live battery..."



"find a solid metal part on the dead car to attach the other end of the negative cable to..."
"Once set, connect the other negative cable to any unpainted metal surface on the engine of the dead car..."
"you can connect the negative end to either the engine block or the frame of the car..."

CONNECT GROUND



"try to start the dead battery..."
"When you think it's got enough charge, start the dead vehicle and let them idle together..."
"okay I think you're ready to start the car with the dead battery..."


START CAR B



Changing a car tire

JACK CAR

"all the way around before we jack the car. So now what we're gonna..." "so that it lifts the car by the frame..."
"Make sure the jack is lifting nice and square..." "At this stage the car is being raised to a safe height..." "we can jack the car up..."



"placing the replacement wheel on..." "The wheel is then removed and replaced with the spare wheel..." "your spare tire is now ready to install..." "Line up the spare and lift it to place..."
"make sure you put the new tire on the..."

PLACE SPARE TIRE



"Then tighten down each nut with the tire iron..." "Tight one nut a few turns and then do one opposite until each lug nut..."
"Just tighten these up now..." "finally screw the wheel tight..." "give them that final tight..."


TIGHT THE WHEEL NUTS



Make coffee

FILL WATER

"you put in water..."
"you wouldn't put water more than above this valve..."
"They say to fill it up to that line..."
"fill the bottom part up with water up"



"we have the moka pot reassembled..."
"just grab it and you twist the top on..."
"just screw it together..."
"Make it tight..."
"screw the top on and set it on the stove"

SCREW FILTER



"we're gonna see that the coffee is beginning to come out..."
"now here's a sneak peek..."
"know that it is sucking the coffee up..."
"when you see this you want to turn off the heat..."
"after the coffee comes out it starts..."

SEE COFFEE

