

# Supplemental Material to Signature of frustrated moments in quantum critical $\text{CePd}_{1-x}\text{Ni}_x\text{Al}$

Akito Sakai,<sup>1</sup> Stefan Lucas,<sup>2</sup> Philipp Gegenwart,<sup>1</sup> Oliver Stockert,<sup>2</sup> Hilbert v. Löhneysen,<sup>3</sup> and Veronika Fritsch<sup>1</sup>

<sup>1</sup>*Experimental Physics VI, Center for Electronic Correlations and Magnetism,  
Institute of Physics, University of Augsburg, 86135 Augsburg, Germany*

<sup>2</sup>*Max Planck Institute for Chemical Physics of Solids, 01187 Dresden, Germany*

<sup>3</sup>*Karlsruhe Institute of Technology, Institute for Solid State Physics and Physics Institute, 76131 Karlsruhe, Germany  
(Dated: December 7, 2016)*

## SUPPLEMENTAL MATERIAL

*Specific heat in magnetic fields.* Specific-heat data for  $\text{CePd}_{1-x}\text{Ni}_x\text{Al}$  single crystals in magnetic fields applied parallel to the  $c$ -axis are shown in Figs A and B. For  $x = 0.14$  and  $0.16$ ,  $C_{4f}/T$  decreases monotonically with increasing field, indicating the stabilization of Fermi-liquid behavior. By contrast, for both  $x = 0.05$  and  $0.1$   $C_{4f}/T$  initially increases with field, then passes over a maximum with a subsequent decrease. This is characteristic for field-induced quantum criticality.

*Determination of the  $4f$  contribution to the specific heat.* The  $4f$  contribution to the specific heat  $C_{4f}$  was determined by subtracting a phonon and conduction-electron contribution, as well a nuclear contribution from the measured specific heat  $C$ . In order to determine the former the specific heat of the non-magnetic reference compound  $\text{LuPdAl}$  was measured down to  $T =$

1.8 K and extrapolated to lower temperatures by assuming  $C = \gamma T + \beta T^3$  with  $\gamma = 5.6$  mJ/mol K<sup>2</sup> and  $\beta = 0.72$  mJ/mol K<sup>4</sup>.

The nuclear contribution was determined by assuming a field-independent Fermi-liquid (FL) state at high fields, i.e.,  $C/T = \gamma + A_n(B)/T^3$ , and extrapolated to lower fields assuming  $A_n(B)$  being linear in  $B^2$ . These  $A_n$  values were then adjusted within the error bars of the fits, so that the subtraction did neither leave a nuclear-contribution-related upturn in  $C_{4f}/T$  nor result in a physically meaningless peak in  $C_{4f}/T$ . The resulting parameters for  $A_n$  are given in Tab. A. The quadrupolar contribution  $A_n(B = 0)$  was determined independently without resorting to  $A_n(B)$ .

For the assignment of the error bars we assumed at low fields an experimental error of  $\Delta C_{4f}/T = \pm 0.05$  J/mol K<sup>2</sup>. At high fields the dominant contribution to the error comes from the nuclear contribution,

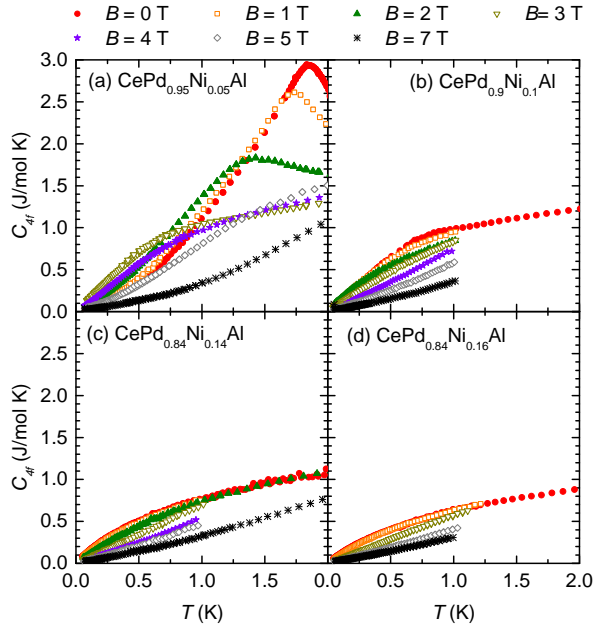


FIG. A.  $4f$ -electron contribution to the specific heat plotted as  $C_{4f}$  vs.  $T$  for various  $\text{CePd}_{1-x}\text{Ni}_x\text{Al}$  single crystals at  $B \parallel c$  for (a)  $x = 0.05$ , (b)  $x = 0.10$ , (c)  $x = 0.14$  and (d)  $x = 0.16$ .

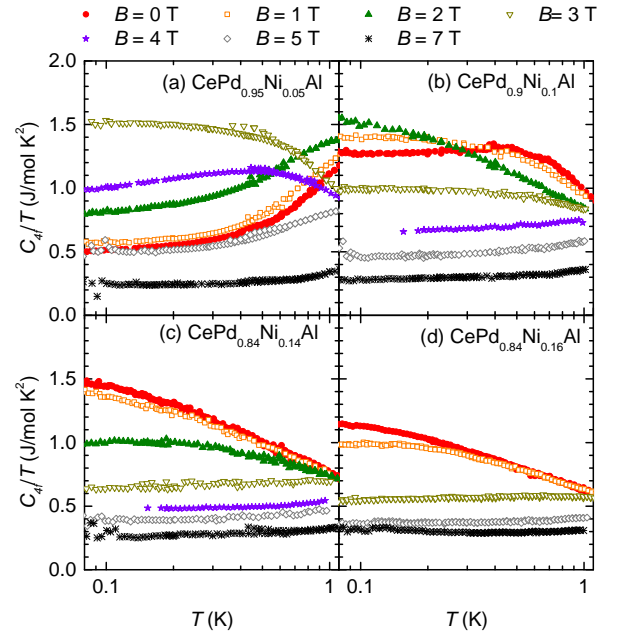


FIG. B.  $4f$ -electron contribution to the specific heat plotted as  $C_{4f}/T$  vs.  $T$  (on a logarithmic scale) for various  $\text{CePd}_{1-x}\text{Ni}_x\text{Al}$  single crystals at  $B \parallel c$  for (a)  $x = 0.05$ , (b)  $x = 0.10$ , (c)  $x = 0.14$  and (d)  $x = 0.16$ .

TABLE A. Parameters  $A_n$  in units of J-K/mol used to determine the nuclear contribution to the specific heat.

	$x = 0.05$	$x = 0.10$	$x = 0.14$	$x = 0.16$
$B = 0$	$1.0 \cdot 10^{-5}$	$1.3 \cdot 10^{-5}$	$1.3 \cdot 10^{-5}$	$2.0 \cdot 10^{-5}$
$B = 1$ T	$2.0 \cdot 10^{-5}$	$2.8 \cdot 10^{-5}$	$2.6 \cdot 10^{-5}$	$3.8 \cdot 10^{-5}$
$B = 2$ T	$4.8 \cdot 10^{-5}$	$4.0 \cdot 10^{-5}$	$9.0 \cdot 10^{-5}$	
$B = 3$ T	$9.6 \cdot 10^{-5}$	$9.4 \cdot 10^{-5}$	$1.2 \cdot 10^{-4}$	$9.2 \cdot 10^{-5}$
$B = 4$ T	$1.6 \cdot 10^{-4}$	$1.7 \cdot 10^{-4}$	$2.0 \cdot 10^{-4}$	
$B = 5$ T	$2.5 \cdot 10^{-4}$	$2.6 \cdot 10^{-4}$	$2.9 \cdot 10^{-4}$	$2.4 \cdot 10^{-4}$
$B = 7$ T	$4.8 \cdot 10^{-4}$	$5.0 \cdot 10^{-4}$	$6.3 \cdot 10^{-4}$	$4.6 \cdot 10^{-4}$

TABLE B. Ranges of  $B_c$  compatible with the error bars of the  $C/T$  data for the following functions: (a) 2D AF quantum criticality according to  $C_{4f}/T = -a_1 \ln(a_2 b)$ ,  $b = (B - B_c)/B_c$ , (b) 3D AF quantum criticality according to  $C_{4f}/T = \gamma_0 - c\sqrt{B - B_c}$ .

	$x = 0.05$	$x = 0.10$	$x = 0.14$	$x = 0.16$
(a) $B_c$ (T)	3.4	1.5	0.52	-1.55
lower limit (T)	3.2	1.0	0.01	-0.5
upper limit (T)	3.4	2.1	1.0	-5.1
(b) $B_c$ (T)	3.5	2.0	0.98	-0.23
lower limit (T)	3.5	1.9	0.98	-0.8
upper limit (T)	4	2.2	1.0	-0.05

thus we assumed an error of 10 % of the nuclear contribution.

*Error bars of the fit parameters of Tab. I of the main paper* Due to the small number of datapoints for each fit in Fig. 2 (a)-(d) the statistical error for the fits is too large and thus meaningless. Instead the fits were repeated with fixed critical fields below and above the  $B_c$  values found in Tab. I of the main paper and the range of  $B_c$  compatible with the error bars of the  $C/T$  data was determined. The results are given in Tab. B.

*Calculation of the field dependence of the magnetic entropy of  $\text{CePd}_{1-x}\text{Ni}_x\text{Al}$  single crystals at 0.2 K.* The field-dependence of the specific heat was measured for  $x = 0.05$  and obtained for the other  $x$  by interpolating the data of  $C$  at  $T = 0.2$  K in the fields shown in Fig. B. From the field dependence of the specific heat

$C$  and the magnetic Grüneisen parameter  $\Gamma_{\text{mag}}$  we can determine the field-dependence of the magnetic entropy. Since  $\Gamma_{\text{mag}} = -\frac{dM/dT}{C}$  we can calculate  $\frac{dM}{dT}|_{B=\text{const.}} = \frac{dS}{dB}|_{T=\text{const.}}$  via the Ehrenfest relation.

By integration, we obtain the field-dependent entropy

$$S = S_0 + \Delta S = S_0 + \int_0^B \frac{dS}{dB'} dB',$$

where  $S_0$  is the zero-field entropy at  $T = 200$  mK.

As shown in the main paper the specific heat  $C$  of all

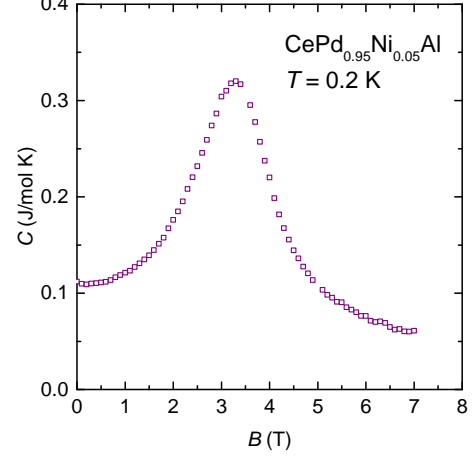


FIG. C. Specific heat  $C$  of  $\text{CePd}_{0.95}\text{Ni}_{0.05}\text{Al}$  at  $T = 0.2$  K vs. magnetic field  $B||c$ .

samples was measured down to  $T \approx 70$  mK. We extrapolated the data down to 10 mK. From the resulting curve  $C/T$  was calculated and integrated from 10 mK to obtain the zero-field entropy.

Figure C displays the specific heat  $C$  vs. magnetic field  $B$  at  $T = 0.2$  K of  $\text{CePd}_{0.95}\text{Ni}_{0.05}\text{Al}$ . Subsequently the specific heat data were multiplied with  $-\Gamma_{\text{mag}}$  obtained from Figs 3 (e)-(h) of the main paper. The product equals  $\frac{dS}{dB}$ . Integration over the magnetic field resulted in  $\Delta S = \int_{B_0}^B \frac{dS}{dB'} dB'$ , with  $B_0$  being the lowest field where data of  $\Gamma_{\text{mag}}$  were available, and hence the entropy shown in Fig. 4 of the main paper.