

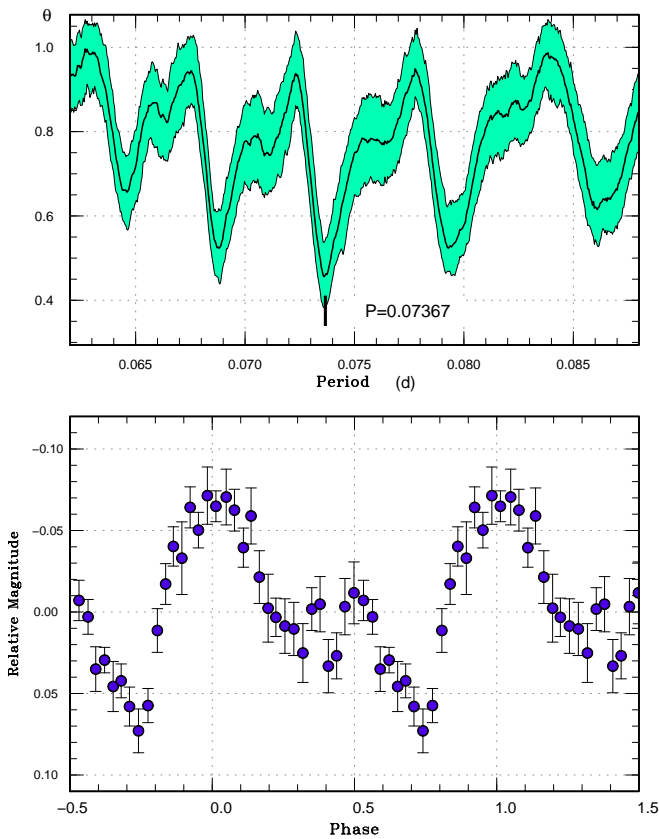
**E-table 1.** Superhump maxima of BB Ari (2016)

| $E$ | max*       | error  | $O - C^\dagger$ | $N^\ddagger$ |
|-----|------------|--------|-----------------|--------------|
| 0   | 57692.5399 | 0.0017 | -0.0323         | 194          |
| 1   | 57692.6138 | 0.0024 | -0.0310         | 72           |
| 12  | 57693.4416 | 0.0003 | -0.0008         | 129          |
| 13  | 57693.5156 | 0.0003 | 0.0008          | 125          |
| 24  | 57694.3177 | 0.0003 | 0.0051          | 188          |
| 25  | 57694.3910 | 0.0002 | 0.0059          | 162          |
| 26  | 57694.4636 | 0.0002 | 0.0061          | 182          |
| 27  | 57694.5368 | 0.0002 | 0.0068          | 194          |
| 28  | 57694.6085 | 0.0002 | 0.0059          | 80           |
| 29  | 57694.6808 | 0.0002 | 0.0057          | 153          |
| 39  | 57695.4037 | 0.0004 | 0.0035          | 80           |
| 40  | 57695.4767 | 0.0004 | 0.0040          | 81           |
| 41  | 57695.5474 | 0.0005 | 0.0021          | 69           |
| 51  | 57696.2726 | 0.0003 | 0.0022          | 82           |
| 54  | 57696.4924 | 0.0006 | 0.0045          | 42           |
| 55  | 57696.5648 | 0.0005 | 0.0043          | 115          |
| 56  | 57696.6367 | 0.0007 | 0.0038          | 128          |
| 57  | 57696.7070 | 0.0015 | 0.0015          | 100          |
| 62  | 57697.0725 | 0.0006 | 0.0044          | 69           |
| 63  | 57697.1432 | 0.0005 | 0.0026          | 48           |
| 64  | 57697.2184 | 0.0011 | 0.0054          | 20           |
| 65  | 57697.2899 | 0.0012 | 0.0044          | 41           |
| 67  | 57697.4356 | 0.0006 | 0.0050          | 47           |
| 70  | 57697.6541 | 0.0013 | 0.0060          | 75           |
| 71  | 57697.7259 | 0.0012 | 0.0053          | 93           |
| 72  | 57697.7988 | 0.0011 | 0.0057          | 113          |
| 74  | 57697.9384 | 0.0005 | 0.0002          | 134          |
| 75  | 57698.0160 | 0.0004 | 0.0053          | 153          |
| 76  | 57698.0874 | 0.0009 | 0.0042          | 216          |
| 77  | 57698.1599 | 0.0004 | 0.0042          | 242          |
| 78  | 57698.2327 | 0.0003 | 0.0045          | 241          |
| 79  | 57698.3027 | 0.0006 | 0.0020          | 133          |
| 82  | 57698.5219 | 0.0008 | 0.0037          | 23           |
| 83  | 57698.5939 | 0.0004 | 0.0031          | 86           |
| 84  | 57698.6669 | 0.0003 | 0.0036          | 77           |
| 85  | 57698.7364 | 0.0011 | 0.0006          | 124          |
| 86  | 57698.8096 | 0.0016 | 0.0012          | 71           |
| 88  | 57698.9535 | 0.0007 | 0.0001          | 135          |
| 89  | 57699.0251 | 0.0005 | -0.0008         | 135          |
| 90  | 57699.0947 | 0.0005 | -0.0037         | 127          |
| 91  | 57699.1687 | 0.0005 | -0.0022         | 135          |
| 92  | 57699.2430 | 0.0029 | -0.0004         | 49           |
| 97  | 57699.6023 | 0.0007 | -0.0036         | 33           |
| 98  | 57699.6755 | 0.0003 | -0.0030         | 74           |
| 99  | 57699.7472 | 0.0011 | -0.0038         | 111          |
| 100 | 57699.8208 | 0.0015 | -0.0027         | 83           |
| 103 | 57700.0378 | 0.0004 | -0.0033         | 129          |
| 104 | 57700.1071 | 0.0006 | -0.0065         | 127          |
| 105 | 57700.1812 | 0.0005 | -0.0048         | 134          |
| 109 | 57700.4683 | 0.0014 | -0.0078         | 40           |
| 113 | 57700.7578 | 0.0011 | -0.0084         | 144          |
| 114 | 57700.8295 | 0.0011 | -0.0091         | 90           |
| 115 | 57700.9016 | 0.0004 | -0.0096         | 67           |

\*BJD-2400000.

†Against max = 2457692.5722 + 0.072513E.

‡Number of points used to determine the maximum.

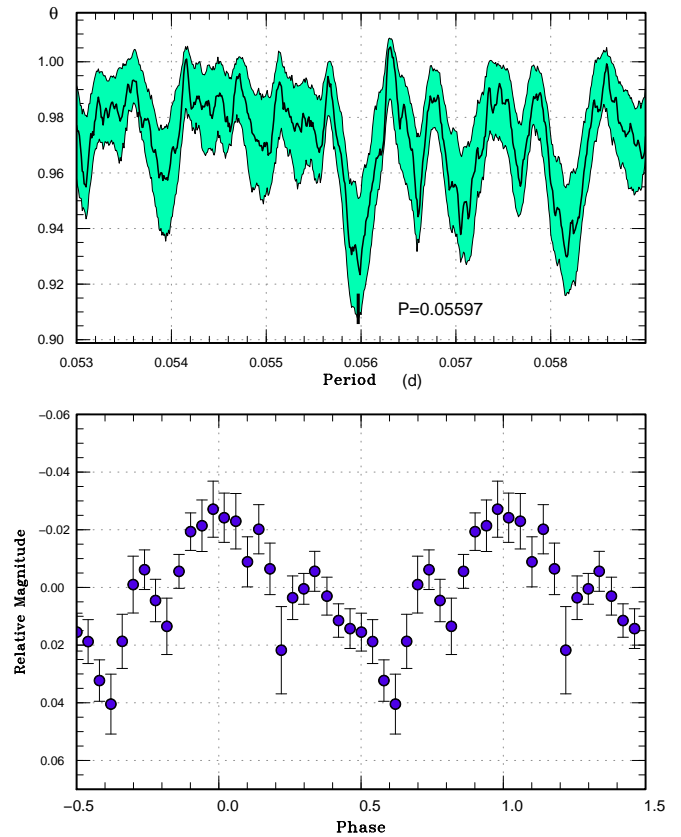


**E-figure 1.** Superhumps in V1047 Aql (2016). (Upper): PDM analysis. (Lower): Phase-averaged profile.

**E-table 2.** Superhump maxima of OY Car (2016)

| $E$ | max*       | error  | $O - C^\dagger$ | phase $^\ddagger$ | $N^\S$ |
|-----|------------|--------|-----------------|-------------------|--------|
| 0   | 57482.8885 | 0.0006 | 0.0027          | 0.27              | 47     |
| 1   | 57482.9553 | 0.0006 | 0.0049          | 0.33              | 49     |
| 18  | 57484.0441 | 0.0007 | -0.0047         | 0.58              | 36     |
| 19  | 57484.1113 | 0.0006 | -0.0022         | 0.65              | 33     |
| 20  | 57484.1737 | 0.0006 | -0.0044         | 0.63              | 33     |
| 57  | 57486.5651 | 0.0009 | -0.0037         | 0.52              | 25     |
| 58  | 57486.6311 | 0.0012 | -0.0023         | 0.56              | 24     |
| 72  | 57487.5391 | 0.0009 | 0.0012          | 0.95              | 15     |
| 73  | 57487.5998 | 0.0022 | -0.0027         | 0.91              | 19     |
| 80  | 57488.0572 | 0.0023 | 0.0024          | 0.16              | 29     |
| 88  | 57488.5735 | 0.0015 | 0.0018          | 0.34              | 21     |
| 89  | 57488.6375 | 0.0009 | 0.0012          | 0.35              | 15     |
| 103 | 57489.5472 | 0.0010 | 0.0063          | 0.76              | 21     |
| 104 | 57489.6123 | 0.0010 | 0.0068          | 0.80              | 20     |
| 142 | 57492.0563 | 0.0023 | -0.0044         | 0.51              | 39     |
| 143 | 57492.1281 | 0.0063 | 0.0027          | 0.65              | 33     |
| 150 | 57492.5795 | 0.0020 | 0.0018          | 0.80              | 17     |
| 158 | 57493.0907 | 0.0017 | -0.0039         | 0.90              | 28     |
| 159 | 57493.1556 | 0.0083 | -0.0036         | 0.93              | 14     |

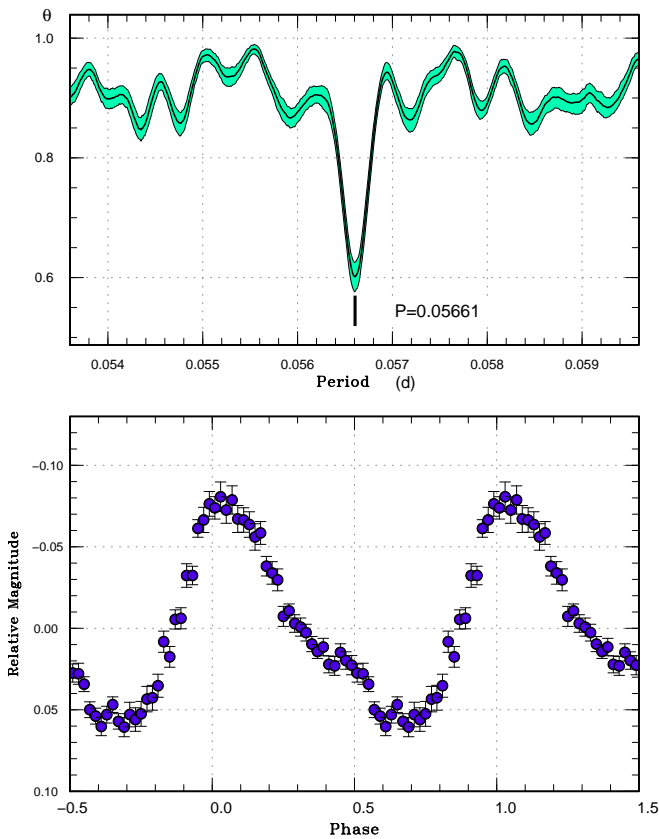
\*BJD-2400000.

 $^\dagger$  Against max = 2457482.8858 + 0.064612E. $^\ddagger$  Orbital phase. $^\S$  Number of points used to determine the maximum.**E-figure 2.** Early superhumps in GS Cet (2016). (Upper): PDM analysis. (Lower): Phase-averaged profile.

**E-table 3.** Superhump maxima of GS Cet (2016)

| $E$ | max*       | error  | $O - C^\dagger$ | $N^\ddagger$ |
|-----|------------|--------|-----------------|--------------|
| 0   | 57709.1297 | 0.0005 | -0.0088         | 62           |
| 7   | 57709.5380 | 0.0008 | 0.0029          | 12           |
| 8   | 57709.5897 | 0.0008 | -0.0021         | 19           |
| 9   | 57709.6481 | 0.0020 | -0.0004         | 15           |
| 14  | 57709.9371 | 0.0005 | 0.0054          | 138          |
| 15  | 57709.9942 | 0.0004 | 0.0059          | 191          |
| 16  | 57710.0499 | 0.0002 | 0.0049          | 158          |
| 17  | 57710.1048 | 0.0002 | 0.0032          | 222          |
| 18  | 57710.1611 | 0.0003 | 0.0027          | 143          |
| 25  | 57710.5575 | 0.0006 | 0.0026          | 21           |
| 26  | 57710.6147 | 0.0007 | 0.0032          | 21           |
| 27  | 57710.6706 | 0.0009 | 0.0024          | 23           |
| 39  | 57711.3486 | 0.0010 | 0.0005          | 100          |
| 40  | 57711.4036 | 0.0002 | -0.0011         | 322          |
| 43  | 57711.5759 | 0.0007 | 0.0012          | 22           |
| 44  | 57711.6342 | 0.0014 | 0.0029          | 14           |
| 52  | 57712.0830 | 0.0010 | -0.0016         | 59           |
| 73  | 57713.2710 | 0.0006 | -0.0033         | 28           |
| 74  | 57713.3268 | 0.0008 | -0.0041         | 24           |
| 78  | 57713.5523 | 0.0015 | -0.0052         | 21           |
| 79  | 57713.6095 | 0.0013 | -0.0047         | 20           |
| 80  | 57713.6660 | 0.0005 | -0.0049         | 23           |
| 89  | 57714.1783 | 0.0031 | -0.0025         | 18           |
| 90  | 57714.2345 | 0.0007 | -0.0030         | 93           |
| 91  | 57714.2918 | 0.0006 | -0.0023         | 70           |
| 92  | 57714.3491 | 0.0005 | -0.0016         | 31           |
| 102 | 57714.9150 | 0.0010 | -0.0023         | 150          |
| 103 | 57714.9737 | 0.0004 | -0.0002         | 179          |
| 107 | 57715.1981 | 0.0005 | -0.0024         | 32           |
| 108 | 57715.2538 | 0.0004 | -0.0034         | 33           |
| 109 | 57715.3118 | 0.0005 | -0.0020         | 57           |
| 110 | 57715.3695 | 0.0006 | -0.0010         | 60           |
| 113 | 57715.5381 | 0.0039 | -0.0023         | 13           |
| 114 | 57715.5945 | 0.0011 | -0.0026         | 21           |
| 115 | 57715.6503 | 0.0018 | -0.0035         | 20           |
| 131 | 57716.5634 | 0.0011 | 0.0032          | 22           |
| 132 | 57716.6198 | 0.0031 | 0.0029          | 13           |
| 133 | 57716.6754 | 0.0038 | 0.0019          | 14           |
| 140 | 57717.0650 | 0.0019 | -0.0052         | 97           |
| 149 | 57717.5867 | 0.0053 | 0.0066          | 22           |
| 150 | 57717.6428 | 0.0063 | 0.0061          | 12           |
| 155 | 57717.9271 | 0.0017 | 0.0072          | 50           |
| 156 | 57717.9815 | 0.0021 | 0.0049          | 81           |

\*BJD-2400000.

 $^\dagger$ Against max = 2457709.1385 + 0.056654*E*. $^\ddagger$ Number of points used to determine the maximum.**E-figure 3.** Ordinary superhumps in GS Cet (2016). (Upper): PDM analysis. (Lower): Phase-averaged profile.

**E-table 4.** Superhump maxima of GZ Cet (2016)

| $E$ | max*       | error  | $O - C^\dagger$ | $N^\ddagger$ |
|-----|------------|--------|-----------------|--------------|
| 0   | 57743.0047 | 0.0001 | -0.0090         | 108          |
| 1   | 57743.0605 | 0.0001 | -0.0097         | 121          |
| 2   | 57743.1185 | 0.0013 | -0.0082         | 27           |
| 17  | 57743.9670 | 0.0001 | -0.0070         | 121          |
| 18  | 57744.0226 | 0.0002 | -0.0079         | 117          |
| 19  | 57744.0801 | 0.0003 | -0.0069         | 80           |
| 54  | 57746.0667 | 0.0005 | 0.0027          | 86           |
| 141 | 57750.9873 | 0.0003 | 0.0088          | 72           |
| 159 | 57752.0029 | 0.0002 | 0.0077          | 121          |
| 160 | 57752.0582 | 0.0005 | 0.0064          | 67           |
| 177 | 57753.0200 | 0.0003 | 0.0079          | 120          |
| 193 | 57753.9237 | 0.0002 | 0.0079          | 98           |
| 194 | 57753.9799 | 0.0002 | 0.0076          | 120          |
| 195 | 57754.0336 | 0.0002 | 0.0047          | 116          |
| 212 | 57754.9954 | 0.0004 | 0.0062          | 78           |
| 213 | 57755.0499 | 0.0006 | 0.0043          | 103          |
| 229 | 57755.9562 | 0.0003 | 0.0068          | 120          |
| 230 | 57756.0114 | 0.0004 | 0.0055          | 118          |
| 247 | 57756.9729 | 0.0003 | 0.0067          | 121          |
| 248 | 57757.0278 | 0.0004 | 0.0051          | 120          |
| 266 | 57758.0403 | 0.0004 | 0.0008          | 49           |
| 299 | 57759.9016 | 0.0018 | -0.0020         | 21           |
| 300 | 57759.9609 | 0.0008 | 0.0009          | 43           |
| 301 | 57760.0189 | 0.0006 | 0.0023          | 42           |
| 371 | 57763.9655 | 0.0008 | -0.0052         | 27           |
| 372 | 57764.0213 | 0.0010 | -0.0058         | 38           |
| 424 | 57766.9494 | 0.0014 | -0.0152         | 42           |
| 425 | 57767.0057 | 0.0015 | -0.0153         | 21           |

\*BJD-2400000.

 $\dagger$ Against max = 2457743.0137 + 0.056488*E*. $\ddagger$ Number of points used to determine the maximum.**E-table 5.** Superhump maxima of AK Cnc (2016)

| $E$ | max*       | error  | $O - C^\dagger$ | $N^\ddagger$ |
|-----|------------|--------|-----------------|--------------|
| 0   | 57485.9732 | 0.0025 | -0.0043         | 17           |
| 1   | 57486.0453 | 0.0003 | 0.0004          | 38           |
| 2   | 57486.1121 | 0.0010 | -0.0002         | 24           |
| 15  | 57486.9901 | 0.0005 | 0.0014          | 28           |
| 16  | 57487.0571 | 0.0006 | 0.0010          | 38           |
| 60  | 57490.0249 | 0.0007 | 0.0025          | 38           |
| 75  | 57491.0388 | 0.0009 | 0.0053          | 21           |
| 76  | 57491.0993 | 0.0033 | -0.0017         | 22           |
| 104 | 57492.9853 | 0.0018 | -0.0033         | 26           |
| 105 | 57493.0550 | 0.0031 | -0.0011         | 26           |

\*BJD-2400000.

 $\dagger$ Against max = 2457485.9775 + 0.067415*E*. $\ddagger$ Number of points used to determine the maximum.**E-table 6.** Superhump maxima of GZ Cnc (2017)

| $E$ | max*       | error  | $O - C^\dagger$ | $N^\ddagger$ |
|-----|------------|--------|-----------------|--------------|
| 0   | 57788.0546 | 0.0015 | -0.0381         | 208          |
| 11  | 57789.1105 | 0.0007 | -0.0062         | 120          |
| 32  | 57791.0878 | 0.0002 | 0.0162          | 156          |
| 33  | 57791.1809 | 0.0003 | 0.0162          | 185          |
| 34  | 57791.2760 | 0.0007 | 0.0182          | 88           |
| 48  | 57792.5748 | 0.0008 | 0.0138          | 19           |
| 91  | 57796.5686 | 0.0028 | 0.0047          | 33           |
| 102 | 57797.5774 | 0.0024 | -0.0104         | 23           |
| 113 | 57798.5974 | 0.0030 | -0.0145         | 34           |

\*BJD-2400000.

 $\dagger$ Against max = 2457788.0927 + 0.093090*E*. $\ddagger$ Number of points used to determine the maximum.**E-table 7.** Superhump maxima of GP CVn (2016)

| $E$ | max*       | error  | $O - C^\dagger$ | phase $^\ddagger$ | $N^\S$ |
|-----|------------|--------|-----------------|-------------------|--------|
| 0   | 57505.4014 | 0.0016 | -0.0043         | 0.95              | 20     |
| 1   | 57505.4740 | 0.0004 | 0.0036          | 0.10              | 41     |
| 2   | 57505.5333 | 0.0033 | -0.0016         | 0.05              | 21     |
| 17  | 57506.5052 | 0.0002 | 0.0005          | 0.49              | 140    |
| 18  | 57506.5681 | 0.0002 | -0.0012         | 0.48              | 143    |
| 29  | 57507.2793 | 0.0003 | -0.0012         | 0.78              | 43     |
| 30  | 57507.3439 | 0.0005 | -0.0013         | 0.81              | 47     |
| 46  | 57508.3822 | 0.0007 | 0.0027          | 0.30              | 63     |
| 47  | 57508.4425 | 0.0004 | -0.0017         | 0.26              | 135    |
| 48  | 57508.5079 | 0.0003 | -0.0009         | 0.30              | 117    |
| 49  | 57508.5702 | 0.0003 | -0.0032         | 0.29              | 103    |
| 94  | 57511.4920 | 0.0006 | 0.0094          | 0.70              | 59     |
| 95  | 57511.5571 | 0.0004 | 0.0099          | 0.74              | 57     |
| 96  | 57511.6217 | 0.0010 | 0.0098          | 0.76              | 39     |
| 120 | 57513.1625 | 0.0019 | -0.0010         | 0.24              | 54     |
| 121 | 57513.2235 | 0.0029 | -0.0046         | 0.21              | 41     |
| 123 | 57513.3460 | 0.0031 | -0.0115         | 0.15              | 24     |
| 124 | 57513.4216 | 0.0005 | -0.0005         | 0.36              | 54     |
| 125 | 57513.4850 | 0.0017 | -0.0018         | 0.36              | 61     |
| 126 | 57513.5502 | 0.0008 | -0.0012         | 0.40              | 63     |

\*BJD-2400000.

 $\dagger$ Against max = 2457505.4057 + 0.064648*E*. $\ddagger$ Orbital phase. $\S$ Number of points used to determine the maximum.

**E-table 8.** Superhump maxima of V337 Cyg (2016)

| $E$ | max*       | error  | $O - C^\dagger$ | $N^\ddagger$ |
|-----|------------|--------|-----------------|--------------|
| 0   | 57722.2200 | 0.0011 | 0.0015          | 68           |
| 1   | 57722.2925 | 0.0021 | -0.0030         | 76           |
| 2   | 57722.3739 | 0.0022 | 0.0015          | 65           |

\*BJD-2400000.

†Against max = 2457722.2185 + 0.076935*E*.

‡Number of points used to determine the maximum.

**E-table 9.** Superhump maxima of V1113 Cyg (2016)

| $E$ | max*       | error  | $O - C^\dagger$ | $N^\ddagger$ |
|-----|------------|--------|-----------------|--------------|
| 0   | 57599.0116 | 0.0013 | -0.0162         | 63           |
| 1   | 57599.0971 | 0.0005 | -0.0099         | 64           |
| 2   | 57599.1790 | 0.0003 | -0.0071         | 201          |
| 3   | 57599.2586 | 0.0004 | -0.0066         | 148          |
| 14  | 57600.1407 | 0.0002 | 0.0053          | 238          |
| 15  | 57600.2193 | 0.0003 | 0.0048          | 158          |
| 52  | 57603.1492 | 0.0003 | 0.0078          | 144          |
| 53  | 57603.2275 | 0.0006 | 0.0070          | 157          |
| 54  | 57603.3179 | 0.0019 | 0.0183          | 55           |
| 65  | 57604.1787 | 0.0006 | 0.0089          | 158          |
| 66  | 57604.2578 | 0.0006 | 0.0089          | 157          |
| 89  | 57606.0721 | 0.0006 | 0.0037          | 87           |
| 90  | 57606.1513 | 0.0005 | 0.0039          | 96           |
| 91  | 57606.2324 | 0.0011 | 0.0059          | 92           |
| 103 | 57607.1743 | 0.0008 | -0.0016         | 452          |
| 104 | 57607.2518 | 0.0013 | -0.0031         | 104          |
| 114 | 57608.0431 | 0.0006 | -0.0030         | 96           |
| 115 | 57608.1199 | 0.0007 | -0.0052         | 92           |
| 116 | 57608.1991 | 0.0005 | -0.0052         | 97           |
| 117 | 57608.2779 | 0.0016 | -0.0054         | 60           |
| 141 | 57610.1706 | 0.0017 | -0.0113         | 98           |

\*BJD-2400000.

†Against max = 2457599.0279 + 0.079107*E*.

‡Number of points used to determine the maximum.

**E-table 10.** Superhump maxima of IX Dra (2016)

| $E$ | max*       | error  | $O - C^\dagger$ | $N^\ddagger$ |
|-----|------------|--------|-----------------|--------------|
| 0   | 57540.7847 | 0.0005 | -0.0004         | 56           |
| 1   | 57540.8523 | 0.0008 | 0.0003          | 62           |
| 2   | 57540.9224 | 0.0021 | 0.0035          | 26           |
| 22  | 57542.2582 | 0.0012 | 0.0014          | 95           |
| 30  | 57542.7938 | 0.0006 | 0.0018          | 71           |
| 34  | 57543.0643 | 0.0013 | 0.0048          | 123          |
| 35  | 57543.1217 | 0.0024 | -0.0047         | 123          |
| 37  | 57543.2507 | 0.0054 | -0.0095         | 117          |
| 90  | 57546.8062 | 0.0020 | 0.0006          | 64           |
| 92  | 57546.9417 | 0.0020 | 0.0022          | 58           |

\*BJD-2400000.

†Against max = 2457540.7852 + 0.066895*E*.

‡Number of points used to determine the maximum.

**E-table 11.** Superhump maxima of IR Gem (2016)

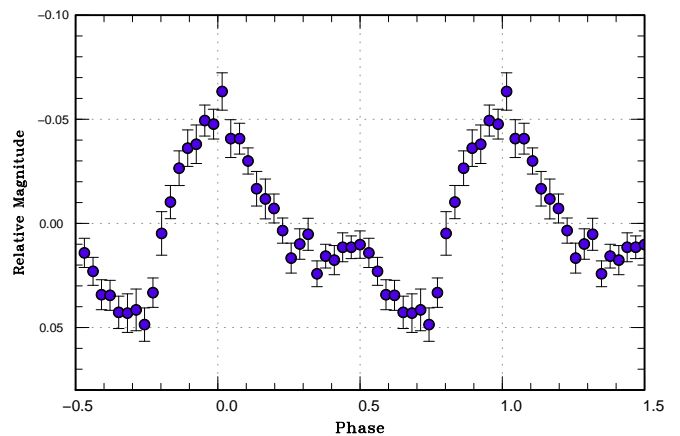
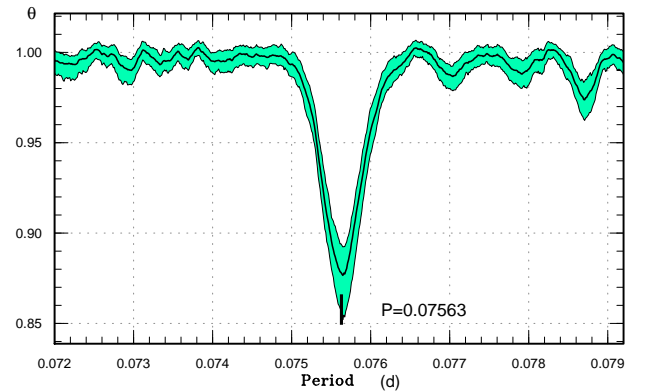
| $E$ | max*       | error  | $O - C^\dagger$ | $N^\ddagger$ |
|-----|------------|--------|-----------------|--------------|
| 0   | 57474.0108 | 0.0006 | -0.0046         | 79           |
| 1   | 57474.0837 | 0.0007 | -0.0026         | 78           |
| 2   | 57474.1509 | 0.0014 | -0.0062         | 57           |
| 4   | 57474.2971 | 0.0003 | -0.0017         | 176          |
| 5   | 57474.3681 | 0.0003 | -0.0015         | 192          |
| 6   | 57474.4399 | 0.0003 | -0.0006         | 164          |
| 14  | 57475.0065 | 0.0012 | -0.0007         | 50           |
| 15  | 57475.0751 | 0.0014 | -0.0029         | 33           |
| 18  | 57475.2914 | 0.0003 | 0.0009          | 142          |
| 19  | 57475.3633 | 0.0003 | 0.0020          | 176          |
| 20  | 57475.4332 | 0.0004 | 0.0010          | 145          |
| 27  | 57475.9366 | 0.0014 | 0.0085          | 35           |
| 28  | 57476.0000 | 0.0007 | 0.0011          | 53           |
| 29  | 57476.0737 | 0.0011 | 0.0039          | 52           |
| 32  | 57476.2860 | 0.0005 | 0.0037          | 60           |
| 33  | 57476.3554 | 0.0005 | 0.0023          | 42           |
| 56  | 57477.9826 | 0.0009 | 0.0002          | 101          |
| 57  | 57478.0542 | 0.0010 | 0.0009          | 89           |
| 60  | 57478.2696 | 0.0014 | 0.0038          | 34           |
| 61  | 57478.3376 | 0.0004 | 0.0010          | 63           |
| 74  | 57479.2585 | 0.0004 | 0.0010          | 103          |
| 75  | 57479.3282 | 0.0004 | -0.0002         | 127          |
| 76  | 57479.3991 | 0.0004 | -0.0001         | 152          |
| 104 | 57481.3736 | 0.0007 | -0.0091         | 67           |

\*BJD-2400000.

 $\dagger$ Against max = 2457474.0154 + 0.070840*E*. $\ddagger$ Number of points used to determine the maximum.**E-table 12.** Superhump maxima of IR Gem (2017)

| $E$ | max*       | error  | $O - C^\dagger$ | $N^\ddagger$ |
|-----|------------|--------|-----------------|--------------|
| 0   | 57825.4884 | 0.0014 | -0.0181         | 72           |
| 11  | 57826.2930 | 0.0001 | 0.0015          | 314          |
| 12  | 57826.3662 | 0.0002 | 0.0033          | 78           |
| 13  | 57826.4373 | 0.0003 | 0.0031          | 78           |
| 14  | 57826.5087 | 0.0005 | 0.0031          | 60           |
| 25  | 57827.2952 | 0.0001 | 0.0045          | 232          |
| 26  | 57827.3666 | 0.0002 | 0.0045          | 218          |
| 27  | 57827.4378 | 0.0002 | 0.0044          | 116          |
| 28  | 57827.5083 | 0.0004 | 0.0035          | 68           |
| 39  | 57828.2898 | 0.0005 | -0.0000         | 78           |
| 40  | 57828.3617 | 0.0009 | 0.0005          | 56           |
| 41  | 57828.4340 | 0.0004 | 0.0014          | 78           |
| 42  | 57828.5057 | 0.0005 | 0.0017          | 67           |
| 53  | 57829.2867 | 0.0003 | -0.0022         | 65           |
| 54  | 57829.3563 | 0.0004 | -0.0040         | 78           |
| 55  | 57829.4277 | 0.0005 | -0.0040         | 79           |
| 56  | 57829.4998 | 0.0005 | -0.0033         | 72           |

\*BJD-2400000.

 $\dagger$ Against max = 2457825.5065 + 0.071368*E*. $\ddagger$ Number of points used to determine the maximum.**E-figure 4.** Superhumps in NY Her during the superoutburst plateau (2016). (Upper): PDM analysis. (Lower): Phase-averaged profile.

**E-table 19.** Superhump maxima of HV Vir (2016)

| $E$ | max*       | error  | $O - C^\dagger$ | $N^\ddagger$ | $E$ | max*       | error  | $O - C^\dagger$ | $N^\ddagger$ |
|-----|------------|--------|-----------------|--------------|-----|------------|--------|-----------------|--------------|
| 0   | 57463.6347 | 0.0024 | -0.0131         | 24           | 52  | 57466.6775 | 0.0004 | 0.0006          | 28           |
| 1   | 57463.6999 | 0.0018 | -0.0061         | 29           | 53  | 57466.7342 | 0.0005 | -0.0009         | 23           |
| 2   | 57463.7567 | 0.0018 | -0.0076         | 24           | 54  | 57466.7940 | 0.0005 | 0.0006          | 19           |
| 3   | 57463.8193 | 0.0012 | -0.0033         | 20           | 55  | 57466.8508 | 0.0004 | -0.0008         | 21           |
| 4   | 57463.8719 | 0.0011 | -0.0089         | 23           | 64  | 57467.3739 | 0.0002 | -0.0020         | 108          |
| 7   | 57464.0516 | 0.0006 | -0.0039         | 52           | 65  | 57467.4315 | 0.0003 | -0.0027         | 118          |
| 8   | 57464.1091 | 0.0005 | -0.0047         | 48           | 66  | 57467.4897 | 0.0003 | -0.0027         | 152          |
| 9   | 57464.1684 | 0.0008 | -0.0036         | 33           | 67  | 57467.5481 | 0.0004 | -0.0025         | 59           |
| 10  | 57464.2286 | 0.0005 | -0.0017         | 58           | 68  | 57467.6058 | 0.0010 | -0.0031         | 48           |
| 11  | 57464.2889 | 0.0005 | 0.0004          | 60           | 69  | 57467.6638 | 0.0005 | -0.0033         | 73           |
| 12  | 57464.3473 | 0.0003 | 0.0005          | 47           | 70  | 57467.7221 | 0.0010 | -0.0033         | 23           |
| 14  | 57464.4656 | 0.0003 | 0.0023          | 137          | 71  | 57467.7828 | 0.0023 | -0.0009         | 14           |
| 15  | 57464.5247 | 0.0002 | 0.0032          | 172          | 84  | 57468.5436 | 0.0017 | 0.0027          | 41           |
| 16  | 57464.5826 | 0.0002 | 0.0028          | 172          | 85  | 57468.5948 | 0.0006 | -0.0044         | 65           |
| 17  | 57464.6416 | 0.0002 | 0.0036          | 150          | 86  | 57468.6539 | 0.0008 | -0.0035         | 27           |
| 18  | 57464.7017 | 0.0003 | 0.0054          | 40           | 87  | 57468.7117 | 0.0009 | -0.0040         | 24           |
| 19  | 57464.7606 | 0.0004 | 0.0060          | 32           | 88  | 57468.7705 | 0.0011 | -0.0035         | 20           |
| 20  | 57464.8198 | 0.0005 | 0.0070          | 19           | 89  | 57468.8289 | 0.0040 | -0.0033         | 20           |
| 21  | 57464.8783 | 0.0005 | 0.0072          | 25           | 90  | 57468.8858 | 0.0005 | -0.0046         | 26           |
| 25  | 57465.1110 | 0.0006 | 0.0070          | 50           | 95  | 57469.1772 | 0.0015 | -0.0045         | 30           |
| 31  | 57465.4597 | 0.0002 | 0.0061          | 166          | 103 | 57469.6438 | 0.0023 | -0.0040         | 28           |
| 32  | 57465.5176 | 0.0003 | 0.0058          | 81           | 104 | 57469.7045 | 0.0008 | -0.0015         | 25           |
| 33  | 57465.5758 | 0.0003 | 0.0057          | 119          | 105 | 57469.7619 | 0.0008 | -0.0024         | 21           |
| 34  | 57465.6346 | 0.0002 | 0.0063          | 134          | 107 | 57469.8809 | 0.0017 | 0.0001          | 26           |
| 35  | 57465.6924 | 0.0004 | 0.0058          | 46           | 190 | 57474.7202 | 0.0009 | 0.0045          | 25           |
| 36  | 57465.7508 | 0.0003 | 0.0060          | 38           | 221 | 57476.5205 | 0.0007 | -0.0010         | 52           |
| 37  | 57465.8097 | 0.0007 | 0.0066          | 15           | 222 | 57476.5756 | 0.0009 | -0.0041         | 50           |
| 38  | 57465.8655 | 0.0007 | 0.0042          | 23           | 224 | 57476.6946 | 0.0024 | -0.0017         | 14           |
| 48  | 57466.4469 | 0.0005 | 0.0030          | 56           | 225 | 57476.7576 | 0.0040 | 0.0031          | 15           |
| 49  | 57466.5038 | 0.0004 | 0.0017          | 57           | 226 | 57476.8197 | 0.0008 | 0.0069          | 33           |
| 50  | 57466.5609 | 0.0004 | 0.0005          | 58           | 227 | 57476.8722 | 0.0026 | 0.0012          | 39           |
| 51  | 57466.6193 | 0.0003 | 0.0007          | 79           | -   | -          | -      | -               | -            |

\*BJD-2400000.

 $^\dagger$ Against max = 2457463.6478 + 0.058252E. $^\ddagger$ Number of points used to determine the maximum.

**E-table 13.** Superhump maxima of NY Her (2016)

| $E$ | max*       | error  | $O - C^\dagger$ | $N^\ddagger$ |
|-----|------------|--------|-----------------|--------------|
| 0   | 57568.7208 | 0.0015 | -0.0081         | 85           |
| 1   | 57568.8020 | 0.0010 | -0.0026         | 141          |
| 2   | 57568.8771 | 0.0009 | -0.0032         | 106          |
| 3   | 57568.9548 | 0.0039 | -0.0011         | 40           |
| 9   | 57569.4083 | 0.0010 | -0.0016         | 39           |
| 10  | 57569.4829 | 0.0009 | -0.0026         | 33           |
| 13  | 57569.7107 | 0.0050 | -0.0018         | 38           |
| 14  | 57569.7885 | 0.0017 | 0.0004          | 74           |
| 15  | 57569.8671 | 0.0028 | 0.0033          | 75           |
| 16  | 57569.9368 | 0.0015 | -0.0027         | 67           |
| 27  | 57570.7743 | 0.0011 | 0.0025          | 74           |
| 29  | 57570.9240 | 0.0023 | 0.0010          | 75           |
| 36  | 57571.4560 | 0.0013 | 0.0033          | 54           |
| 37  | 57571.5267 | 0.0015 | -0.0017         | 52           |
| 40  | 57571.7561 | 0.0013 | 0.0007          | 73           |
| 41  | 57571.8337 | 0.0014 | 0.0027          | 66           |
| 42  | 57571.9149 | 0.0016 | 0.0082          | 74           |
| 49  | 57572.4354 | 0.0010 | -0.0009         | 38           |
| 50  | 57572.5121 | 0.0012 | 0.0001          | 36           |
| 53  | 57572.7474 | 0.0027 | 0.0084          | 72           |
| 54  | 57572.8150 | 0.0018 | 0.0004          | 66           |
| 55  | 57572.8892 | 0.0017 | -0.0011         | 74           |
| 56  | 57572.9733 | 0.0048 | 0.0074          | 29           |
| 58  | 57573.1254 | 0.0084 | 0.0081          | 73           |
| 59  | 57573.1964 | 0.0032 | 0.0035          | 74           |
| 63  | 57573.4910 | 0.0012 | -0.0046         | 103          |
| 64  | 57573.5729 | 0.0019 | 0.0016          | 48           |
| 66  | 57573.7205 | 0.0019 | -0.0020         | 56           |
| 67  | 57573.8032 | 0.0024 | 0.0050          | 66           |
| 68  | 57573.8722 | 0.0015 | -0.0017         | 72           |
| 69  | 57573.9475 | 0.0030 | -0.0020         | 50           |
| 75  | 57574.3993 | 0.0028 | -0.0042         | 19           |
| 76  | 57574.4757 | 0.0012 | -0.0035         | 38           |
| 80  | 57574.7808 | 0.0012 | -0.0010         | 68           |
| 81  | 57574.8619 | 0.0014 | 0.0044          | 74           |
| 82  | 57574.9277 | 0.0016 | -0.0054         | 52           |
| 106 | 57576.7464 | 0.0051 | -0.0026         | 24           |
| 114 | 57577.3474 | 0.0036 | -0.0069         | 30           |

\*BJD-2400000.

 $\dagger$ Against max = 2457568.7289 + 0.075661E. $\ddagger$ Number of points used to determine the maximum.**E-table 14.** Superhump maxima of V699 Oph (2016)

| $E$ | max*       | error  | $O - C^\dagger$ | $N^\ddagger$ |
|-----|------------|--------|-----------------|--------------|
| 0   | 57527.1699 | 0.0013 | 0.0015          | 122          |
| 1   | 57527.2371 | 0.0013 | -0.0015         | 128          |
| 28  | 57529.1344 | 0.0016 | 0.0001          | 77           |

\*BJD-2400000.

 $\dagger$ Against max = 2457527.1684 + 0.070212E. $\ddagger$ Number of points used to determine the maximum.**E-table 15.** Superhump maxima of V344 Pav (2016)

| $E$ | max*       | error  | $O - C^\dagger$ | $N^\ddagger$ |
|-----|------------|--------|-----------------|--------------|
| 0   | 57507.7957 | 0.0006 | -0.0020         | 20           |
| 1   | 57507.8734 | 0.0007 | -0.0043         | 22           |
| 13  | 57508.8391 | 0.0018 | 0.0030          | 22           |
| 14  | 57508.9148 | 0.0031 | -0.0013         | 6            |
| 25  | 57509.7979 | 0.0011 | 0.0032          | 23           |
| 26  | 57509.8726 | 0.0016 | -0.0019         | 21           |
| 38  | 57510.8369 | 0.0010 | 0.0037          | 22           |
| 39  | 57510.9169 | 0.0050 | 0.0039          | 8            |
| 50  | 57511.7928 | 0.0010 | 0.0012          | 22           |
| 51  | 57511.8699 | 0.0024 | -0.0016         | 21           |
| 63  | 57512.8322 | 0.0018 | 0.0022          | 23           |
| 64  | 57512.9096 | 0.0031 | -0.0003         | 10           |
| 75  | 57513.7862 | 0.0033 | -0.0024         | 20           |
| 76  | 57513.8651 | 0.0022 | -0.0034         | 21           |

\*BJD-2400000.

 $\dagger$ Against max = 2457507.7977 + 0.079878E. $\ddagger$ Number of points used to determine the maximum.**E-table 16.** Superhump maxima of V893 Sco (2016)

| $E$ | max*       | error  | $O - C^\dagger$ | phase $^\ddagger$ | $N^\S$ |
|-----|------------|--------|-----------------|-------------------|--------|
| 0   | 57476.1964 | 0.0017 | -0.0062         | 0.10              | 92     |
| 1   | 57476.2774 | 0.0007 | 0.0002          | 0.05              | 118    |
| 2   | 57476.3528 | 0.0007 | 0.0009          | 0.06              | 117    |
| 13  | 57477.1799 | 0.0011 | 0.0067          | 0.09              | 115    |
| 14  | 57477.2601 | 0.0049 | 0.0122          | 0.11              | 111    |
| 15  | 57477.3120 | 0.0015 | -0.0105         | 0.07              | 112    |
| 16  | 57477.3987 | 0.0016 | 0.0015          | 0.11              | 69     |
| 26  | 57478.1390 | 0.0013 | -0.0049         | 0.17              | 42     |

\*BJD-2400000.

 $\dagger$ Against max = 2457476.2025 + 0.074666E. $\ddagger$ Orbital phase. $\S$ Number of points used to determine the maximum.



**E-table 17.** Superhump maxima of V493 Ser (2016)

| $E$ | max*       | error  | $O - C^\dagger$ | $N^\ddagger$ |
|-----|------------|--------|-----------------|--------------|
| 0   | 57547.3780 | 0.0013 | -0.0006         | 26           |
| 1   | 57547.4618 | 0.0008 | 0.0005          | 25           |
| 12  | 57548.3728 | 0.0012 | 0.0015          | 22           |
| 13  | 57548.4526 | 0.0008 | -0.0014         | 25           |

\*BJD-2400000.

†Against max = 2457547.3786 + 0.082730*E*.

‡Number of points used to determine the maximum.

**E-table 18.** Superhump maxima of V1389 Tau (2016)

| $E$ | max*       | error  | $O - C^\dagger$ | $N^\ddagger$ |
|-----|------------|--------|-----------------|--------------|
| 0   | 57686.0276 | 0.0036 | -0.0098         | 97           |
| 1   | 57686.1152 | 0.0006 | -0.0023         | 176          |
| 2   | 57686.1979 | 0.0004 | 0.0002          | 178          |
| 3   | 57686.2735 | 0.0008 | -0.0044         | 104          |
| 9   | 57686.7562 | 0.0009 | -0.0025         | 25           |
| 10  | 57686.8328 | 0.0021 | -0.0061         | 21           |
| 21  | 57687.7177 | 0.0013 | -0.0029         | 17           |
| 22  | 57687.8021 | 0.0010 | 0.0014          | 21           |
| 34  | 57688.7695 | 0.0009 | 0.0069          | 23           |
| 35  | 57688.8484 | 0.0006 | 0.0058          | 17           |
| 46  | 57689.7291 | 0.0010 | 0.0048          | 15           |
| 47  | 57689.8109 | 0.0008 | 0.0064          | 16           |
| 52  | 57690.2159 | 0.0009 | 0.0107          | 98           |
| 59  | 57690.7712 | 0.0015 | 0.0050          | 20           |
| 60  | 57690.8497 | 0.0007 | 0.0033          | 16           |
| 71  | 57691.7314 | 0.0029 | 0.0033          | 22           |
| 72  | 57691.8082 | 0.0020 | 0.0000          | 20           |
| 85  | 57692.8488 | 0.0018 | -0.0014         | 16           |
| 96  | 57693.7318 | 0.0016 | 0.0000          | 22           |
| 97  | 57693.8085 | 0.0016 | -0.0034         | 20           |
| 109 | 57694.7704 | 0.0021 | -0.0034         | 20           |
| 110 | 57694.8447 | 0.0015 | -0.0093         | 16           |
| 121 | 57695.7334 | 0.0045 | -0.0022         | 22           |

\*BJD-2400000.

†Against max = 2457686.0374 + 0.080150*E*.

‡Number of points used to determine the maximum.

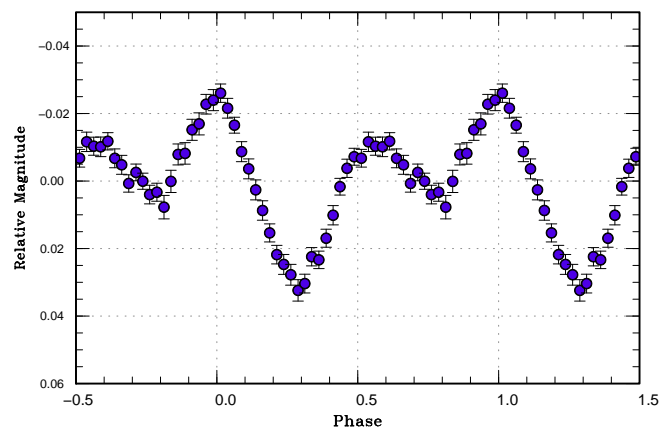
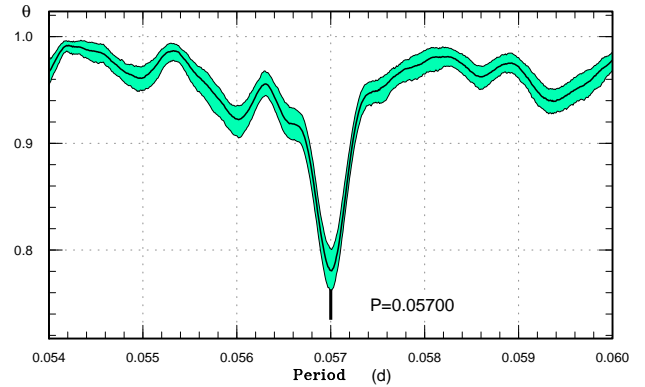
**E-table 20.** Superhump maxima of NSV 2026 (2016b)

| $E$ | max*       | error  | $O - C^\dagger$ | $N^\ddagger$ |
|-----|------------|--------|-----------------|--------------|
| 0   | 57722.4877 | 0.0005 | -0.0002         | 78           |
| 1   | 57722.5579 | 0.0006 | 0.0002          | 64           |
| 13  | 57723.3966 | 0.0005 | -0.0000         | 59           |

\*BJD-2400000.

†Against max = 2457722.4878 + 0.069906*E*.

‡Number of points used to determine the maximum.

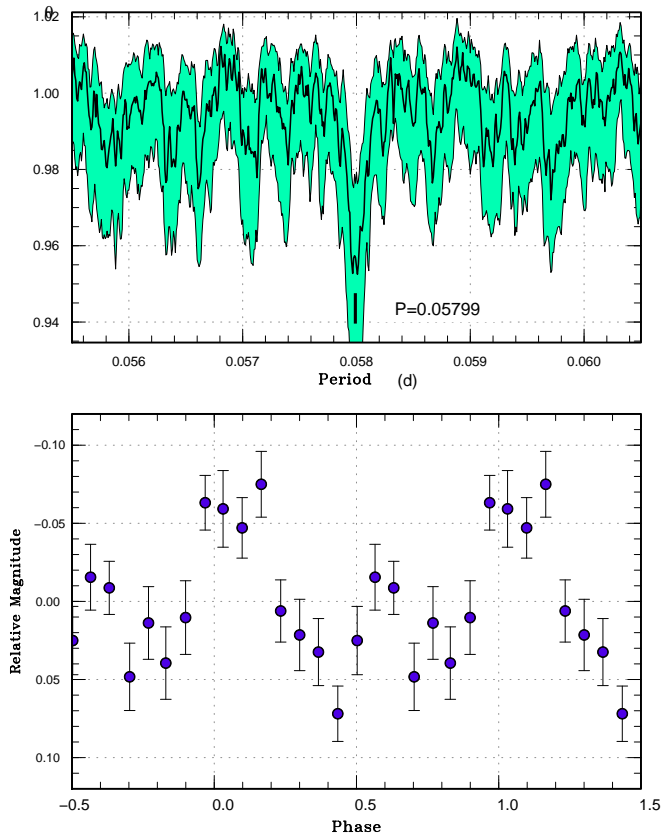
**E-figure 5.** Early superhumps in HV Vir (2016). (Upper): PDM analysis. (Lower): Phase-averaged profile.**E-table 21.** Superhump maxima of NSV 14681 (2016)

| $E$ | max*       | error  | $O - C^\dagger$ | $N^\ddagger$ |
|-----|------------|--------|-----------------|--------------|
| 0   | 57684.5223 | 0.0004 | -0.0002         | 90           |
| 34  | 57687.5852 | 0.0005 | 0.0005          | 90           |
| 35  | 57687.6745 | 0.0013 | -0.0002         | 59           |
| 77  | 57691.4572 | 0.0010 | -0.0001         | 76           |

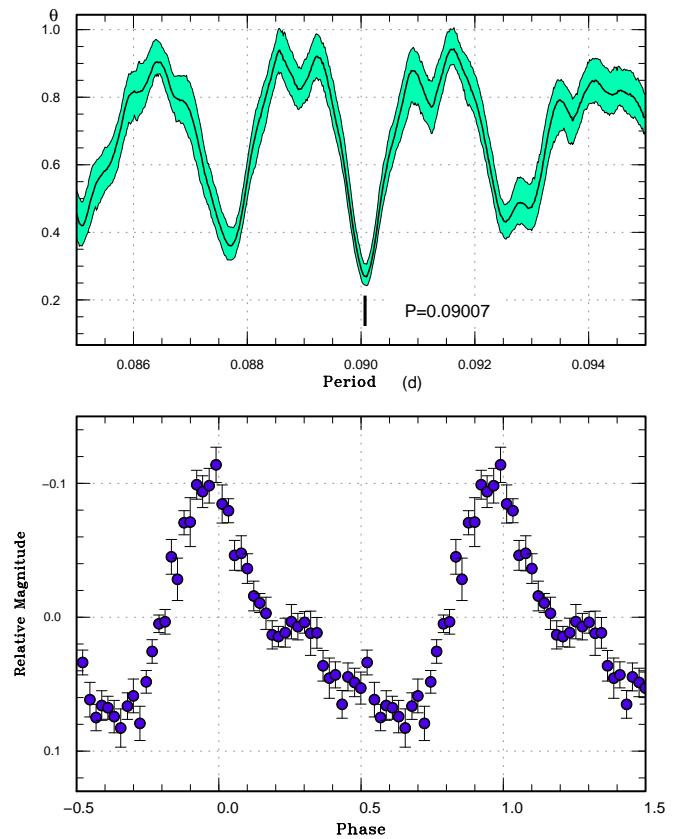
\*BJD-2400000.

†Against max = 2457684.5225 + 0.090063*E*.

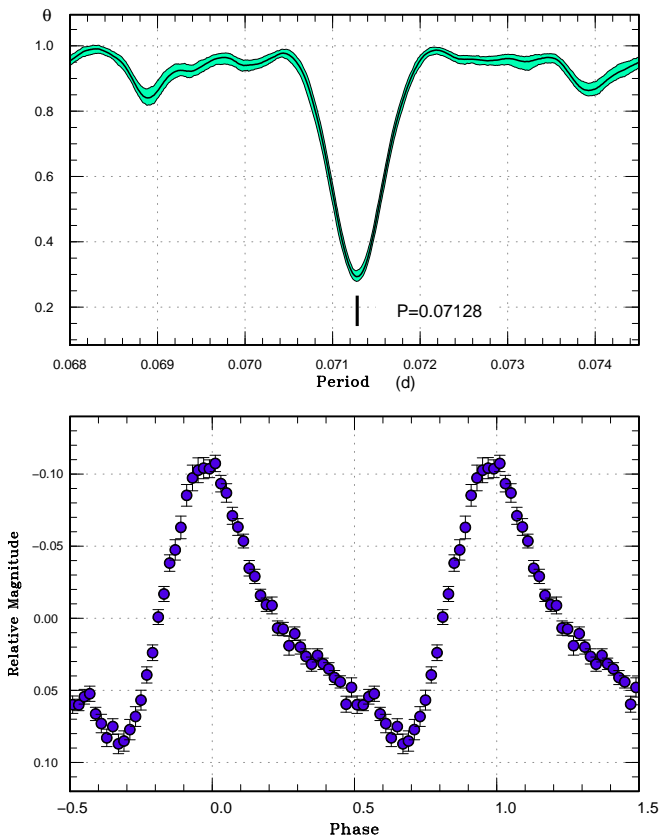
‡Number of points used to determine the maximum.



**E-figure 6.** Post-superoutburst superhumps in HV Vir (2016). (Upper): PDM analysis. The data for BJD 2457478–2457494 were used. (Lower): Phase-averaged profile.



**E-figure 7.** Superhumps in NSV 14681 (2016). (Upper): PDM analysis. (Lower): Phase-averaged profile.



**E-figure 8.** Superhumps in 1RXS J161659 during the superoutburst plateau (2016). (Upper): PDM analysis. (Lower): Phase-averaged profile.

**E-table 22.** Superhump maxima of 1RXS J161659 (2016)

| $E$ | max*       | error  | $O - C^\dagger$ | $N^\ddagger$ |
|-----|------------|--------|-----------------|--------------|
| 0   | 57502.3747 | 0.0003 | 0.0019          | 72           |
| 1   | 57502.4450 | 0.0004 | 0.0008          | 72           |
| 14  | 57503.3701 | 0.0020 | -0.0019         | 26           |
| 15  | 57503.4444 | 0.0004 | 0.0010          | 64           |
| 16  | 57503.5175 | 0.0007 | 0.0028          | 65           |
| 17  | 57503.5870 | 0.0007 | 0.0008          | 70           |
| 18  | 57503.6614 | 0.0016 | 0.0039          | 41           |
| 27  | 57504.3101 | 0.0016 | 0.0102          | 47           |
| 28  | 57504.3718 | 0.0005 | 0.0006          | 127          |
| 29  | 57504.4442 | 0.0005 | 0.0016          | 149          |
| 30  | 57504.5127 | 0.0009 | -0.0013         | 68           |
| 31  | 57504.5860 | 0.0007 | 0.0007          | 70           |
| 32  | 57504.6547 | 0.0006 | -0.0021         | 50           |
| 42  | 57505.3713 | 0.0019 | 0.0009          | 37           |
| 43  | 57505.4437 | 0.0006 | 0.0019          | 76           |
| 56  | 57506.3682 | 0.0009 | -0.0015         | 74           |
| 57  | 57506.4405 | 0.0004 | -0.0005         | 149          |
| 58  | 57506.5111 | 0.0004 | -0.0013         | 92           |
| 59  | 57506.5817 | 0.0005 | -0.0021         | 68           |
| 70  | 57507.3664 | 0.0016 | -0.0025         | 50           |
| 71  | 57507.4345 | 0.0005 | -0.0058         | 90           |
| 72  | 57507.5058 | 0.0005 | -0.0059         | 83           |
| 73  | 57507.5757 | 0.0005 | -0.0073         | 79           |
| 74  | 57507.6476 | 0.0013 | -0.0068         | 47           |
| 155 | 57513.4440 | 0.0016 | 0.0084          | 27           |
| 156 | 57513.5071 | 0.0021 | 0.0001          | 32           |
| 157 | 57513.5819 | 0.0012 | 0.0035          | 36           |

\*BJD-2400000.

$^\dagger$ Against max = 2457502.3728 + 0.071373E.

$^\ddagger$ Number of points used to determine the maximum.

**E-table 23.** Superhump maxima of 1RXS J161659 (2016b)

| $E$ | max*       | error  | $O - C^\dagger$ | $N^\ddagger$ |
|-----|------------|--------|-----------------|--------------|
| 0   | 57585.3665 | 0.0025 | 0.0033          | 31           |
| 1   | 57585.4442 | 0.0005 | 0.0095          | 69           |
| 2   | 57585.5127 | 0.0007 | 0.0065          | 67           |
| 14  | 57586.3697 | 0.0010 | 0.0059          | 47           |
| 15  | 57586.4387 | 0.0006 | 0.0035          | 68           |
| 16  | 57586.5122 | 0.0011 | 0.0055          | 67           |
| 17  | 57586.5825 | 0.0010 | 0.0044          | 46           |
| 28  | 57587.3697 | 0.0062 | 0.0055          | 25           |
| 29  | 57587.4348 | 0.0005 | -0.0009         | 66           |
| 30  | 57587.5041 | 0.0006 | -0.0031         | 71           |
| 31  | 57587.5745 | 0.0007 | -0.0042         | 46           |
| 42  | 57588.3602 | 0.0010 | -0.0046         | 48           |
| 43  | 57588.4344 | 0.0008 | -0.0018         | 130          |
| 44  | 57588.5010 | 0.0007 | -0.0067         | 138          |
| 45  | 57588.5714 | 0.0010 | -0.0077         | 79           |
| 56  | 57589.3720 | 0.0011 | 0.0067          | 30           |
| 57  | 57589.4306 | 0.0018 | -0.0062         | 35           |
| 58  | 57589.4958 | 0.0034 | -0.0124         | 34           |
| 112 | 57593.3594 | 0.0014 | -0.0079         | 34           |
| 113 | 57593.4304 | 0.0013 | -0.0083         | 38           |
| 114 | 57593.4971 | 0.0104 | -0.0131         | 37           |
| 126 | 57594.3679 | 0.0008 | 0.0001          | 38           |
| 127 | 57594.4345 | 0.0012 | -0.0048         | 38           |
| 128 | 57594.5075 | 0.0023 | -0.0031         | 19           |
| 168 | 57597.4031 | 0.0040 | 0.0339          | 39           |

\*BJD-2400000.

 $\dagger$ Against max = 2457585.3633 + 0.071464*E*. $\ddagger$ Number of points used to determine the maximum.**E-table 25.** Superhump maxima of ASASSN-13ak (2016)

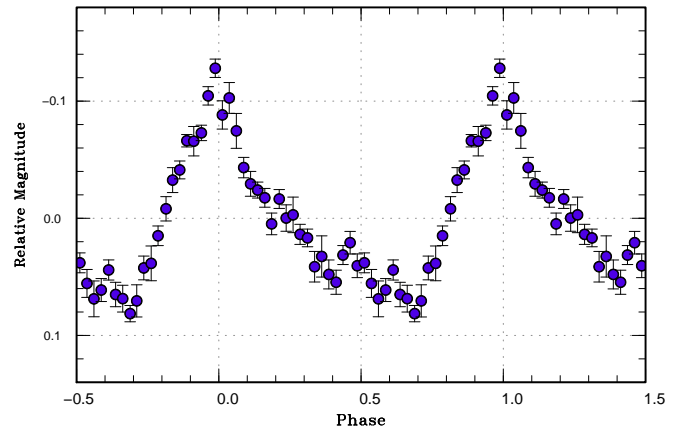
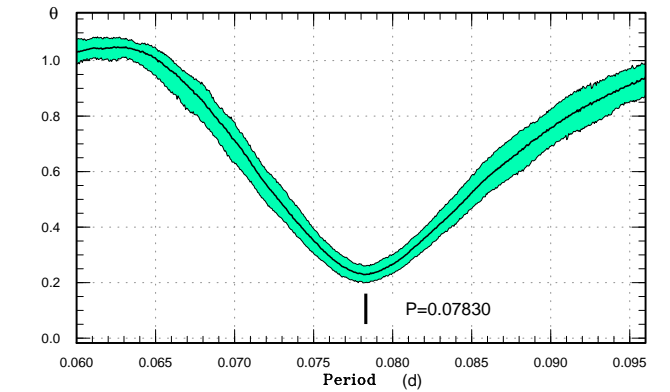
| $E$ | max*       | error  | $O - C^\dagger$ | $N^\ddagger$ |
|-----|------------|--------|-----------------|--------------|
| 0   | 57604.4248 | 0.0004 | -0.0019         | 97           |
| 1   | 57604.5177 | 0.0004 | 0.0021          | 35           |
| 8   | 57605.1371 | 0.0010 | -0.0003         | 88           |

\*BJD-2400000.

 $\dagger$ Against max = 2457604.4267 + 0.088838*E*. $\ddagger$ Number of points used to determine the maximum.**E-table 26.** Superhump maxima of ASASSN-13al (2016)

| $E$ | max*       | error  | $O - C^\dagger$ | $N^\ddagger$ |
|-----|------------|--------|-----------------|--------------|
| 0   | 57672.4399 | 0.0007 | 0.0004          | 79           |
| 1   | 57672.5178 | 0.0006 | -0.0001         | 80           |
| 2   | 57672.5954 | 0.0007 | -0.0009         | 78           |
| 3   | 57672.6755 | 0.0008 | 0.0007          | 56           |

\*BJD-2400000.

 $\dagger$ Against max = 2457672.4395 + 0.078452*E*. $\ddagger$ Number of points used to determine the maximum.**E-figure 9.** Superhumps in ASASSN-13al (2016). (Upper): PDM analysis. (Lower): Phase-averaged profile.

**E-table 24.** List of outbursts of 1RXS J161659

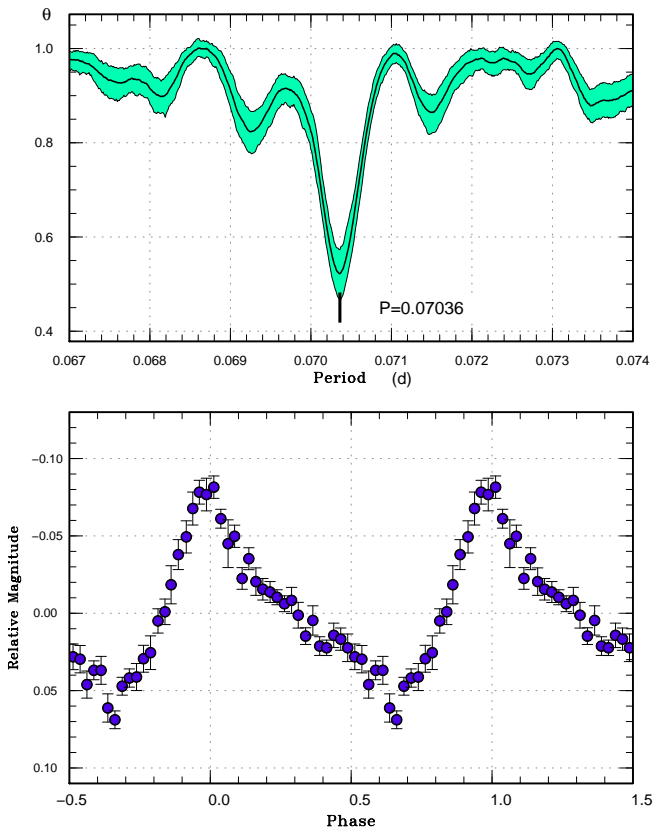
| Year | Month | Day | max*  | V-mag | type    |
|------|-------|-----|-------|-------|---------|
| 2013 | 4     | 25  | 56408 | 15.02 | super   |
| 2013 | 7     | 12  | 56486 | 15.26 | ?       |
| 2013 | 8     | 21  | 56526 | 15.20 | super   |
| 2014 | 6     | 17  | 56826 | 15.44 | normal? |
| 2014 | 8     | 4   | 56874 | 15.01 | super   |
| 2014 | 9     | 16  | 56917 | 15.62 | ?       |
| 2015 | 3     | 18  | 57100 | 15.41 | normal  |
| 2015 | 4     | 7   | 57120 | 15.14 | super   |
| 2015 | 5     | 6   | 57149 | 15.89 | normal? |
| 2015 | 6     | 27  | 57201 | 15.56 | normal  |
| 2015 | 7     | 18  | 57222 | 15.27 | normal  |
| 2015 | 7     | 31  | 57235 | 14.64 | super   |
| 2016 | 1     | 7   | 57395 | 15.58 | normal  |
| 2016 | 1     | 24  | 57412 | 14.61 | super   |
| 2016 | 2     | 9   | 57428 | 15.84 | normal  |
| 2016 | 2     | 23  | 57442 | 15.58 | normal  |
| 2016 | 3     | 2   | 57450 | 15.66 | normal  |
| 2016 | 4     | 21  | 57500 | 14.66 | super   |
| 2016 | 6     | 26  | 57566 | 16.16 | normal  |
| 2016 | 7     | 11  | 57581 | 14.86 | super   |
| 2016 | 7     | 26  | 57596 | 15.75 | normal  |
| 2017 | 1     | 17  | 57771 | 14.84 | super   |

\*JD-2400000.

**E-table 27.** Superhump maxima of ASASSN-13bc (2015)

| $E$ | max*       | error  | $O - C^\dagger$ | $N^\ddagger$ |
|-----|------------|--------|-----------------|--------------|
| 0   | 57235.4745 | 0.0011 | 0.0013          | 79           |
| 2   | 57235.6146 | 0.0007 | 0.0006          | 47           |
| 4   | 57235.7551 | 0.0006 | 0.0004          | 407          |
| 5   | 57235.8219 | 0.0007 | -0.0032         | 226          |
| 15  | 57236.5294 | 0.0004 | 0.0004          | 138          |
| 16  | 57236.5999 | 0.0008 | 0.0005          | 94           |

\*BJD-2400000.

 $^\dagger$ Against max = 2457235.4732 + 0.070393 $E$ . $^\ddagger$ Number of points used to determine the maximum.**E-figure 10.** Superhumps in ASASSN-13bc during the superoutburst plateau (2016). (Upper): PDM analysis. (Lower): Phase-averaged profile.**E-table 28.** Superhump maxima of ASASSN-13bc (2016)

| $E$ | max*       | error  | $O - C^\dagger$ | $N^\ddagger$ |
|-----|------------|--------|-----------------|--------------|
| 0   | 57534.4878 | 0.0006 | -0.0109         | 21           |
| 14  | 57535.4722 | 0.0004 | -0.0090         | 80           |
| 15  | 57535.5428 | 0.0005 | -0.0085         | 90           |
| 39  | 57537.2412 | 0.0012 | 0.0057          | 77           |
| 60  | 57538.7139 | 0.0026 | 0.0048          | 59           |
| 61  | 57538.7837 | 0.0011 | 0.0044          | 54           |
| 62  | 57538.8538 | 0.0008 | 0.0043          | 54           |
| 63  | 57538.9254 | 0.0012 | 0.0058          | 40           |
| 70  | 57539.4127 | 0.0008 | 0.0018          | 35           |
| 71  | 57539.4876 | 0.0016 | 0.0066          | 28           |
| 72  | 57539.5544 | 0.0013 | 0.0032          | 17           |
| 75  | 57539.7652 | 0.0010 | 0.0034          | 56           |
| 76  | 57539.8324 | 0.0010 | 0.0005          | 53           |
| 77  | 57539.9033 | 0.0013 | 0.0012          | 39           |
| 85  | 57540.4684 | 0.0007 | 0.0050          | 63           |
| 127 | 57543.4152 | 0.0019 | 0.0044          | 41           |
| 128 | 57543.4879 | 0.0020 | 0.0069          | 17           |
| 142 | 57544.4432 | 0.0011 | -0.0202         | 28           |
| 143 | 57544.5240 | 0.0022 | -0.0096         | 21           |

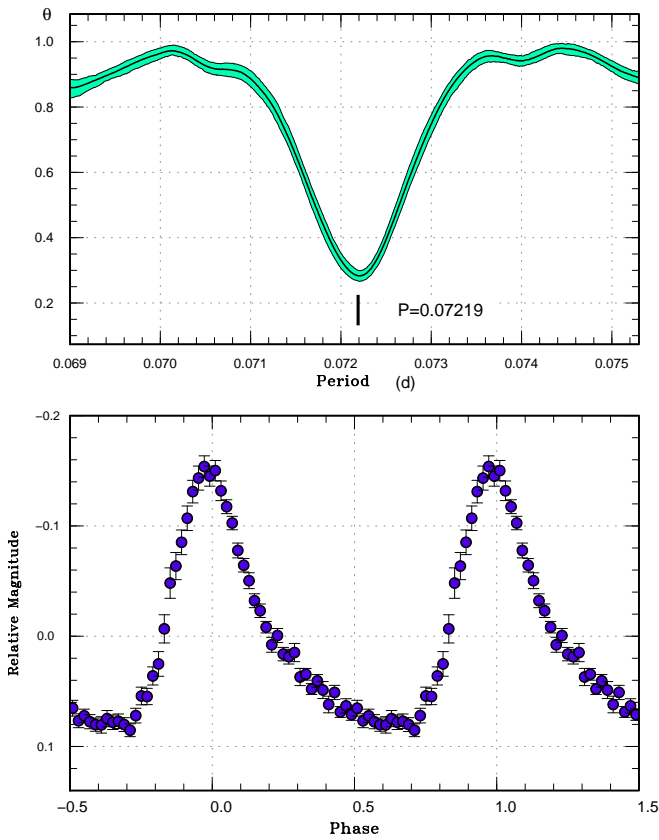
\*BJD-2400000.

 $^\dagger$ Against max = 2457534.4987 + 0.070174 $E$ . $^\ddagger$ Number of points used to determine the maximum.**E-table 29.** Superhump maxima of ASASSN-13bj (2016)

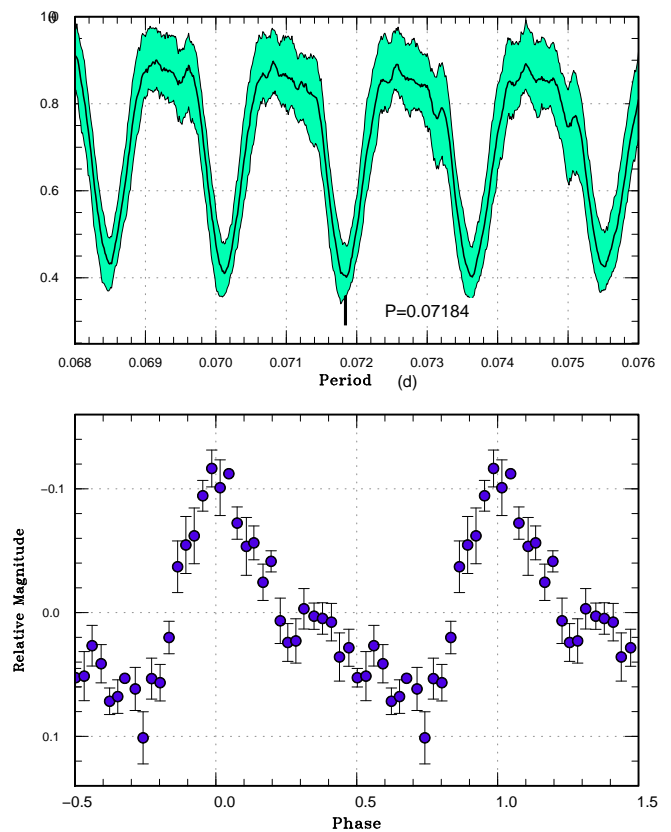
| $E$ | max*       | error  | $O - C^\dagger$ | $N^\ddagger$ |
|-----|------------|--------|-----------------|--------------|
| 0   | 57574.3923 | 0.0003 | -0.0048         | 41           |
| 1   | 57574.4669 | 0.0004 | -0.0024         | 50           |
| 2   | 57574.5373 | 0.0007 | -0.0043         | 49           |
| 15  | 57575.4823 | 0.0003 | 0.0017          | 71           |
| 16  | 57575.5555 | 0.0004 | 0.0026          | 68           |
| 19  | 57575.7716 | 0.0005 | 0.0021          | 44           |
| 20  | 57575.8436 | 0.0006 | 0.0018          | 45           |
| 21  | 57575.9157 | 0.0006 | 0.0016          | 46           |
| 23  | 57576.0605 | 0.0005 | 0.0020          | 77           |
| 24  | 57576.1313 | 0.0006 | 0.0006          | 77           |
| 25  | 57576.2077 | 0.0017 | 0.0047          | 35           |
| 27  | 57576.3482 | 0.0003 | 0.0007          | 117          |
| 28  | 57576.4226 | 0.0003 | 0.0030          | 170          |
| 29  | 57576.4943 | 0.0006 | 0.0023          | 112          |
| 30  | 57576.5656 | 0.0008 | 0.0015          | 72           |
| 41  | 57577.3560 | 0.0007 | -0.0028         | 45           |
| 42  | 57577.4288 | 0.0005 | -0.0022         | 117          |
| 43  | 57577.4992 | 0.0004 | -0.0040         | 119          |
| 44  | 57577.5715 | 0.0007 | -0.0039         | 71           |

\*BJD-2400000.

 $^\dagger$ Against max = 2457574.3971 + 0.072236 $E$ . $^\ddagger$ Number of points used to determine the maximum.



**E-figure 11.** Superhumps in ASASSN-13bj (2016). (Upper): PDM analysis. (Lower): Phase-averaged profile.



**E-figure 12.** Superhumps in ASASSN-13bo (2016). (Upper): PDM analysis. (Lower): Phase-averaged profile.

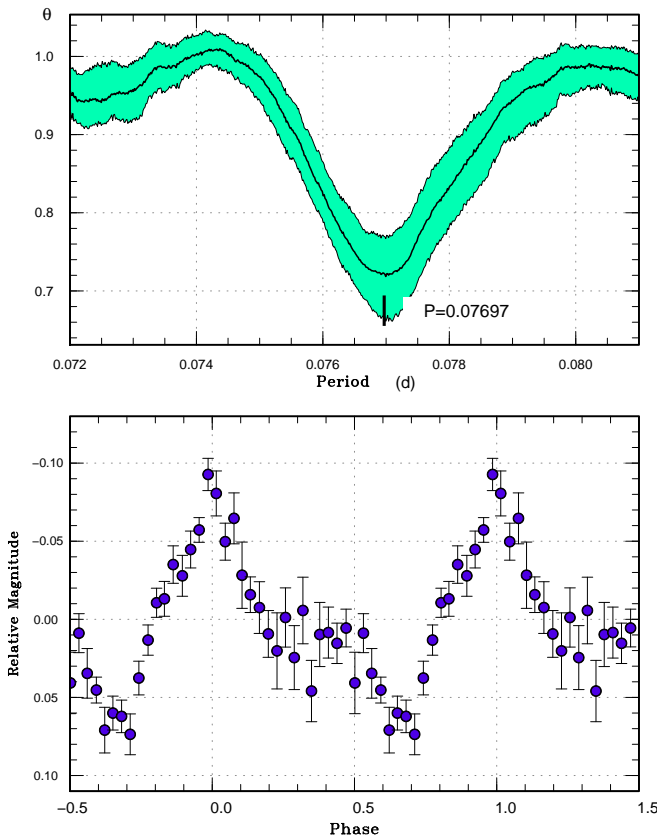
**E-table 30.** Superhump maxima of ASASSN-13bo (2016)

| $E$ | max*       | error  | $O - C^\dagger$ | $N^\ddagger$ |
|-----|------------|--------|-----------------|--------------|
| 0   | 57606.6548 | 0.0017 | 0.0000          | 28           |
| 40  | 57609.5212 | 0.0009 | -0.0006         | 68           |
| 41  | 57609.5941 | 0.0009 | 0.0006          | 70           |

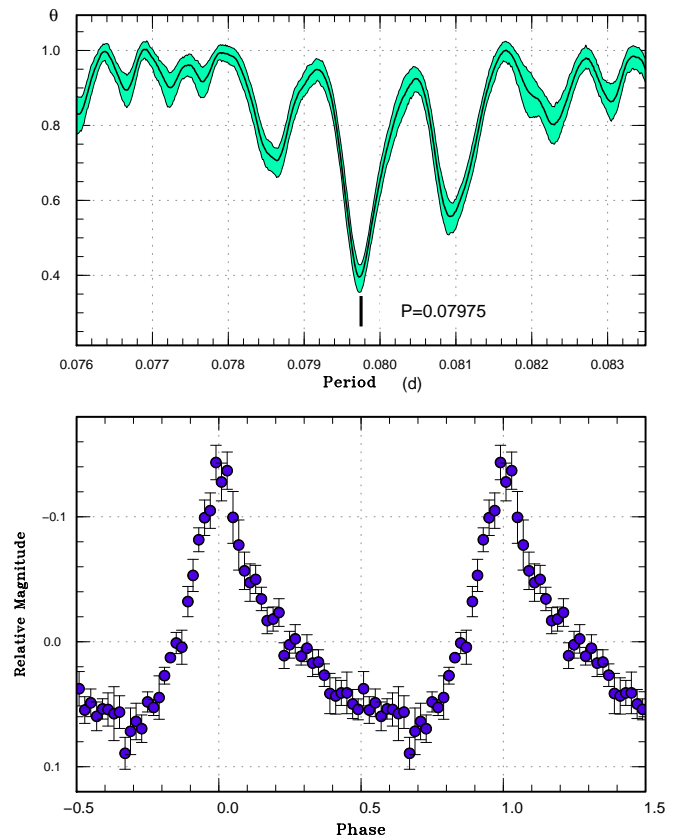
\*BJD-2400000.

$^\dagger$  Against max = 2457606.6548 + 0.071675 $E$ .

$^\ddagger$  Number of points used to determine the maximum.



**E-figure 13.** Superhumps in ASASSN-13cs (2016). (Upper): PDM analysis. (Lower): Phase-averaged profile.



**E-figure 14.** Superhumps in ASASSN-13cz (2016). (Upper): PDM analysis. (Lower): Phase-averaged profile.

**E-table 31.** Superhump maxima of ASASSN-13cs (2016)

| $E$ | max*       | error  | $O - C^\dagger$ | $N^\ddagger$ |
|-----|------------|--------|-----------------|--------------|
| 0   | 57562.4140 | 0.0027 | -0.0035         | 17           |
| 1   | 57562.4950 | 0.0015 | 0.0003          | 36           |
| 2   | 57562.5705 | 0.0017 | -0.0012         | 26           |
| 4   | 57562.7279 | 0.0015 | 0.0020          | 35           |
| 5   | 57562.8043 | 0.0039 | 0.0013          | 23           |
| 8   | 57563.0344 | 0.0015 | 0.0000          | 167          |
| 13  | 57563.4238 | 0.0017 | 0.0039          | 17           |
| 14  | 57563.4957 | 0.0030 | -0.0013         | 22           |
| 15  | 57563.5781 | 0.0042 | 0.0040          | 10           |
| 17  | 57563.7267 | 0.0011 | -0.0016         | 45           |
| 18  | 57563.8052 | 0.0015 | -0.0002         | 39           |
| 19  | 57563.8825 | 0.0016 | 0.0000          | 45           |
| 20  | 57563.9559 | 0.0031 | -0.0037         | 32           |

\*BJD-2400000.

$^\dagger$  Against max = 2457562.4175 + 0.077105 $E$ .

$^\ddagger$  Number of points used to determine the maximum.

**E-table 32.** Superhump maxima of ASASSN-13cz (2016)

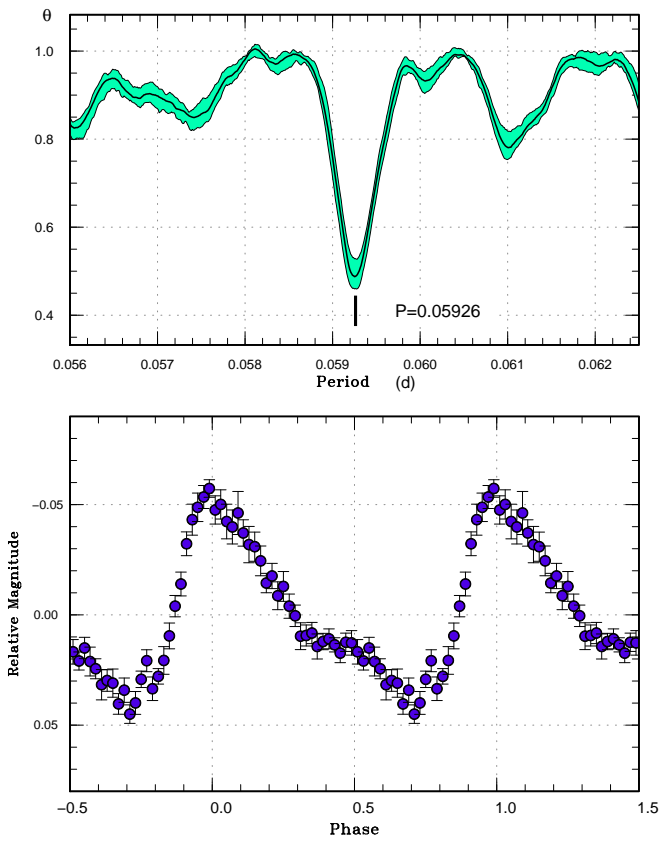
| $E$ | max*       | error  | $O - C^\dagger$ | $N^\ddagger$ |
|-----|------------|--------|-----------------|--------------|
| 0   | 57598.4226 | 0.0003 | -0.0026         | 59           |
| 1   | 57598.5024 | 0.0004 | -0.0024         | 73           |
| 12  | 57599.3835 | 0.0004 | 0.0020          | 90           |
| 13  | 57599.4647 | 0.0040 | 0.0034          | 15           |
| 62  | 57603.3653 | 0.0008 | -0.0010         | 90           |
| 63  | 57603.4508 | 0.0073 | 0.0048          | 28           |
| 74  | 57604.3152 | 0.0051 | -0.0074         | 20           |
| 75  | 57604.4041 | 0.0008 | 0.0018          | 131          |
| 76  | 57604.4834 | 0.0014 | 0.0014          | 112          |

\*BJD-2400000.

$^\dagger$  Against max = 2457598.4252 + 0.079695 $E$ .

$^\ddagger$  Number of points used to determine the maximum.





**E-figure 15.** Superhumps in ASASSN-14gg (2016). (Upper): PDM analysis. (Lower): Phase-averaged profile.

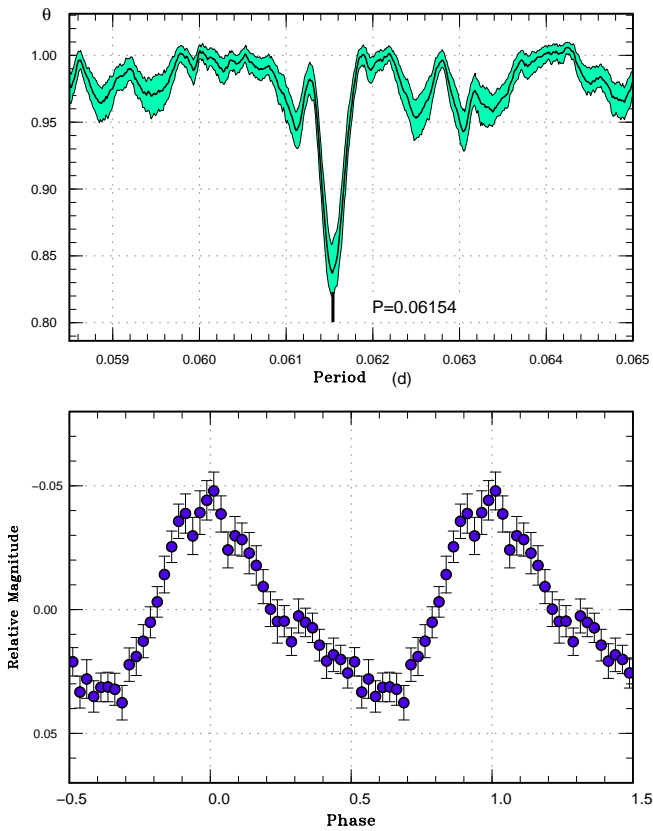
**E-table 33.** Superhump maxima of ASASSN-14gg (2016)

| $E$ | max*       | error  | $O - C^\dagger$ | $N^\ddagger$ |
|-----|------------|--------|-----------------|--------------|
| 0   | 57614.5584 | 0.0003 | 0.0054          | 59           |
| 1   | 57614.6181 | 0.0004 | 0.0057          | 43           |
| 31  | 57616.3897 | 0.0003 | -0.0020         | 56           |
| 32  | 57616.4486 | 0.0003 | -0.0024         | 61           |
| 33  | 57616.5077 | 0.0004 | -0.0026         | 61           |
| 34  | 57616.5667 | 0.0005 | -0.0030         | 59           |
| 35  | 57616.6274 | 0.0010 | -0.0015         | 34           |
| 54  | 57617.7523 | 0.0006 | -0.0036         | 57           |
| 55  | 57617.8131 | 0.0006 | -0.0021         | 59           |
| 56  | 57617.8714 | 0.0010 | -0.0031         | 38           |
| 66  | 57618.4646 | 0.0007 | -0.0030         | 61           |
| 67  | 57618.5282 | 0.0011 | 0.0012          | 59           |
| 68  | 57618.5824 | 0.0007 | -0.0039         | 60           |
| 70  | 57618.7119 | 0.0070 | 0.0070          | 31           |
| 71  | 57618.7615 | 0.0012 | -0.0027         | 58           |
| 72  | 57618.8234 | 0.0014 | -0.0001         | 59           |
| 87  | 57619.7210 | 0.0023 | 0.0078          | 47           |
| 88  | 57619.7722 | 0.0013 | -0.0003         | 57           |
| 89  | 57619.8351 | 0.0022 | 0.0033          | 59           |

\*BJD-2400000.

$^\dagger$ Against max = 2457614.5531 + 0.059311E.

$^\ddagger$ Number of points used to determine the maximum.



**E-figure 16.** Superhumps in ASASSN-15cr (2017). (Upper): PDM analysis. (Lower): Phase-averaged profile.

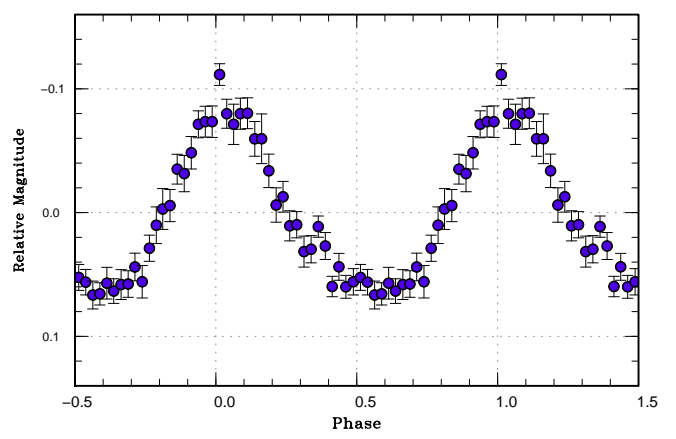
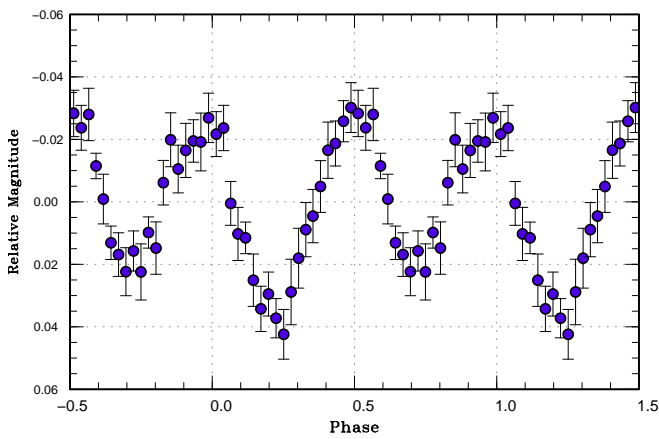
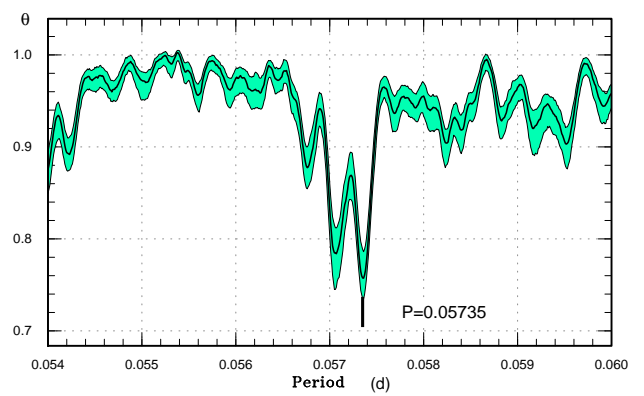
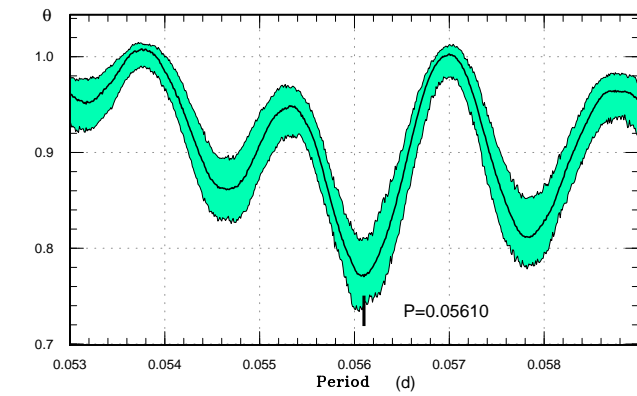
**E-table 34.** Superhump maxima of ASASSN-15cr (2017)

| $E$ | max*       | error  | $O - C^\dagger$ | $N^\ddagger$ |
|-----|------------|--------|-----------------|--------------|
| 0   | 57764.2386 | 0.0018 | -0.0035         | 107          |
| 1   | 57764.2945 | 0.0013 | -0.0091         | 130          |
| 2   | 57764.3613 | 0.0010 | -0.0039         | 129          |
| 3   | 57764.4223 | 0.0011 | -0.0044         | 95           |
| 4   | 57764.4852 | 0.0012 | -0.0030         | 120          |
| 15  | 57765.1730 | 0.0008 | 0.0079          | 35           |
| 16  | 57765.2378 | 0.0004 | 0.0113          | 60           |
| 46  | 57767.0734 | 0.0006 | 0.0010          | 53           |
| 47  | 57767.1359 | 0.0010 | 0.0020          | 36           |
| 50  | 57767.3198 | 0.0014 | 0.0013          | 60           |
| 51  | 57767.3771 | 0.0068 | -0.0029         | 33           |
| 65  | 57768.2382 | 0.0005 | -0.0032         | 62           |
| 66  | 57768.2986 | 0.0020 | -0.0043         | 35           |
| 80  | 57769.1604 | 0.0009 | -0.0040         | 64           |
| 81  | 57769.2209 | 0.0010 | -0.0049         | 65           |
| 82  | 57769.2877 | 0.0022 | 0.0003          | 18           |
| 114 | 57771.2557 | 0.0007 | -0.0006         | 98           |
| 130 | 57772.2419 | 0.0017 | 0.0012          | 64           |
| 131 | 57772.3037 | 0.0011 | 0.0014          | 69           |
| 132 | 57772.3703 | 0.0009 | 0.0066          | 63           |
| 133 | 57772.4353 | 0.0013 | 0.0100          | 49           |
| 134 | 57772.4886 | 0.0011 | 0.0018          | 59           |
| 135 | 57772.5505 | 0.0013 | 0.0021          | 63           |
| 136 | 57772.6142 | 0.0009 | 0.0043          | 63           |
| 137 | 57772.6745 | 0.0014 | 0.0031          | 63           |
| 146 | 57773.2292 | 0.0006 | 0.0040          | 33           |
| 147 | 57773.2901 | 0.0008 | 0.0034          | 31           |
| 148 | 57773.3523 | 0.0007 | 0.0041          | 31           |
| 149 | 57773.4131 | 0.0006 | 0.0033          | 28           |
| 200 | 57776.5375 | 0.0013 | -0.0102         | 22           |
| 217 | 57777.5786 | 0.0020 | -0.0151         | 24           |

\*BJD-2400000.

$^\dagger$ Against max =  $2457764.2421 + 0.061528E$ .

$^\ddagger$ Number of points used to determine the maximum.



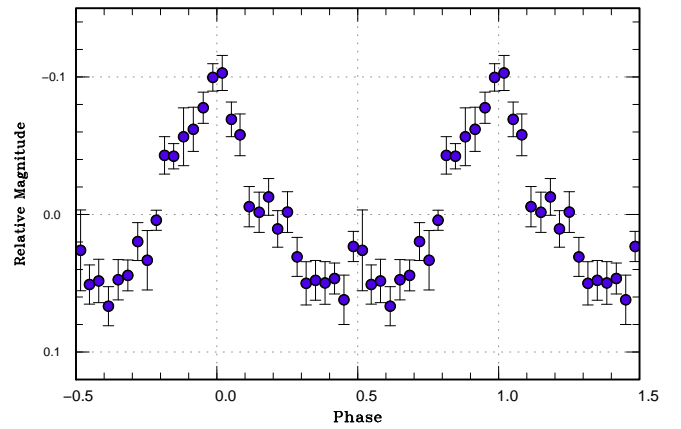
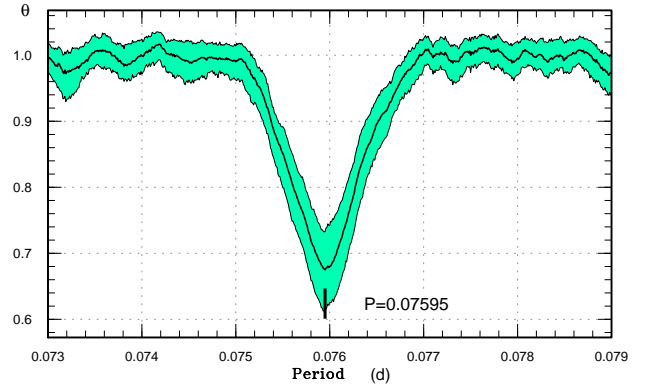
**E-figure 17.** Early superhumps in ASASSN-16da (2016). (Upper): PDM analysis. (Lower): Phase-averaged profile.

**E-figure 18.** Ordinary superhumps in ASASSN-16da (2016). (Upper): PDM analysis. (Lower): Phase-averaged profile.

**E-table 35.** Superhump maxima of ASASSN-16da (2016)

| $E$ | max*       | error  | $O - C^\dagger$ | $N^\ddagger$ |
|-----|------------|--------|-----------------|--------------|
| 0   | 57463.7303 | 0.0006 | -0.0037         | 56           |
| 1   | 57463.7898 | 0.0005 | -0.0016         | 56           |
| 2   | 57463.8468 | 0.0006 | -0.0019         | 56           |
| 10  | 57464.3162 | 0.0005 | 0.0087          | 41           |
| 11  | 57464.3725 | 0.0004 | 0.0076          | 83           |
| 12  | 57464.4302 | 0.0003 | 0.0079          | 88           |
| 13  | 57464.4869 | 0.0003 | 0.0072          | 88           |
| 14  | 57464.5434 | 0.0005 | 0.0064          | 56           |
| 15  | 57464.6012 | 0.0007 | 0.0069          | 39           |
| 21  | 57464.9407 | 0.0013 | 0.0023          | 27           |
| 28  | 57465.3407 | 0.0005 | 0.0007          | 38           |
| 29  | 57465.3973 | 0.0005 | -0.0000         | 38           |
| 30  | 57465.4511 | 0.0008 | -0.0035         | 39           |
| 31  | 57465.5124 | 0.0006 | 0.0004          | 34           |
| 35  | 57465.7381 | 0.0007 | -0.0033         | 27           |
| 36  | 57465.7975 | 0.0006 | -0.0013         | 25           |
| 37  | 57465.8534 | 0.0007 | -0.0028         | 27           |
| 52  | 57466.7106 | 0.0029 | -0.0058         | 27           |
| 53  | 57466.7723 | 0.0054 | -0.0015         | 26           |
| 54  | 57466.8299 | 0.0013 | -0.0012         | 22           |
| 63  | 57467.3402 | 0.0062 | -0.0072         | 18           |
| 64  | 57467.3988 | 0.0006 | -0.0059         | 39           |
| 65  | 57467.4560 | 0.0010 | -0.0061         | 43           |
| 66  | 57467.5136 | 0.0010 | -0.0058         | 41           |
| 67  | 57467.5808 | 0.0028 | 0.0041          | 10           |
| 70  | 57467.7395 | 0.0033 | -0.0093         | 17           |
| 117 | 57470.4310 | 0.0093 | -0.0135         | 28           |
| 118 | 57470.4957 | 0.0020 | -0.0062         | 54           |
| 119 | 57470.5599 | 0.0029 | 0.0007          | 54           |
| 171 | 57473.5506 | 0.0039 | 0.0089          | 31           |
| 174 | 57473.7204 | 0.0017 | 0.0067          | 54           |
| 175 | 57473.7768 | 0.0029 | 0.0057          | 56           |
| 203 | 57475.3872 | 0.0023 | 0.0103          | 31           |
| 204 | 57475.4405 | 0.0012 | 0.0062          | 32           |
| 205 | 57475.4939 | 0.0010 | 0.0023          | 32           |
| 206 | 57475.5518 | 0.0013 | 0.0028          | 32           |
| 207 | 57475.6112 | 0.0011 | 0.0048          | 32           |
| 221 | 57476.4068 | 0.0028 | -0.0025         | 32           |
| 222 | 57476.4643 | 0.0022 | -0.0024         | 31           |
| 223 | 57476.5205 | 0.0056 | -0.0036         | 32           |
| 238 | 57477.3807 | 0.0033 | -0.0036         | 23           |
| 239 | 57477.4338 | 0.0020 | -0.0080         | 26           |

\*BJD-2400000.

 $\dagger$ Against max = 2457463.7340 + 0.057355*E*. $\ddagger$ Number of points used to determine the maximum.**E-figure 19.** Superhumps in ASASSN-16dk (2016). (Upper): PDM analysis. (Lower): Phase-averaged profile.**E-table 36.** Superhump maxima of ASASSN-16dk (2016)

| $E$ | max*       | error  | $O - C^\dagger$ | $N^\ddagger$ |
|-----|------------|--------|-----------------|--------------|
| 0   | 57476.5381 | 0.0012 | -0.0047         | 37           |
| 1   | 57476.6159 | 0.0008 | -0.0029         | 48           |
| 2   | 57476.7012 | 0.0023 | 0.0065          | 12           |
| 13  | 57477.5314 | 0.0017 | 0.0016          | 30           |
| 14  | 57477.6037 | 0.0007 | -0.0020         | 49           |
| 15  | 57477.6839 | 0.0035 | 0.0022          | 19           |
| 26  | 57478.5228 | 0.0157 | 0.0059          | 25           |
| 27  | 57478.5874 | 0.0013 | -0.0054         | 50           |
| 28  | 57478.6703 | 0.0070 | 0.0016          | 28           |
| 40  | 57479.5760 | 0.0025 | -0.0037         | 51           |
| 41  | 57479.6536 | 0.0049 | -0.0021         | 38           |
| 53  | 57480.5667 | 0.0029 | 0.0000          | 45           |
| 54  | 57480.6472 | 0.0025 | 0.0046          | 37           |
| 66  | 57481.5497 | 0.0031 | -0.0040         | 43           |
| 67  | 57481.6321 | 0.0040 | 0.0024          | 40           |

\*BJD-2400000.

 $\dagger$ Against max = 2457476.5428 + 0.075923*E*. $\ddagger$ Number of points used to determine the maximum.

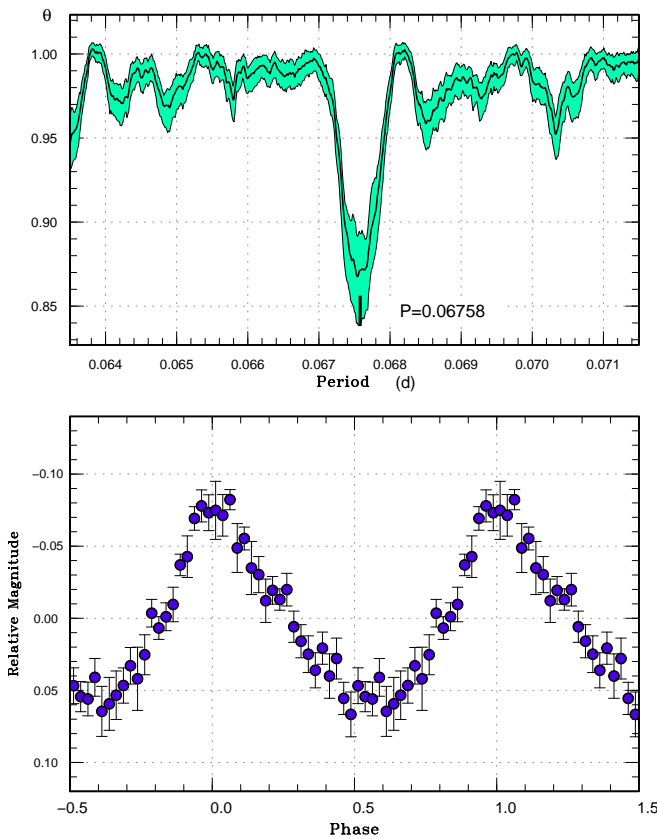
**E-table 37.** Superhump maxima of ASASSN-16ds (2016)

| $E$ | max*       | error  | $O - C^\dagger$ | $N^\ddagger$ |
|-----|------------|--------|-----------------|--------------|
| 0   | 57481.5700 | 0.0006 | -0.0031         | 156          |
| 1   | 57481.6348 | 0.0017 | -0.0060         | 76           |
| 3   | 57481.7760 | 0.0007 | -0.0003         | 17           |
| 4   | 57481.8496 | 0.0009 | 0.0055          | 14           |
| 5   | 57481.9135 | 0.0008 | 0.0017          | 11           |
| 10  | 57482.2567 | 0.0009 | 0.0062          | 33           |
| 13  | 57482.4617 | 0.0003 | 0.0080          | 156          |
| 14  | 57482.5290 | 0.0004 | 0.0076          | 132          |
| 15  | 57482.5977 | 0.0004 | 0.0085          | 121          |
| 33  | 57483.8143 | 0.0006 | 0.0058          | 32           |
| 34  | 57483.8810 | 0.0005 | 0.0047          | 40           |
| 47  | 57484.7613 | 0.0017 | 0.0044          | 21           |
| 48  | 57484.8259 | 0.0004 | 0.0013          | 35           |
| 58  | 57485.5005 | 0.0008 | -0.0015         | 131          |
| 59  | 57485.5678 | 0.0006 | -0.0020         | 156          |
| 60  | 57485.6361 | 0.0004 | -0.0014         | 156          |
| 62  | 57485.7657 | 0.0009 | -0.0073         | 13           |
| 63  | 57485.8377 | 0.0004 | -0.0031         | 41           |
| 64  | 57485.9058 | 0.0005 | -0.0027         | 25           |
| 73  | 57486.5121 | 0.0006 | -0.0060         | 117          |
| 74  | 57486.5817 | 0.0006 | -0.0042         | 156          |
| 75  | 57486.6507 | 0.0013 | -0.0029         | 70           |
| 87  | 57487.4620 | 0.0008 | -0.0046         | 121          |
| 88  | 57487.5275 | 0.0007 | -0.0068         | 156          |
| 89  | 57487.5961 | 0.0005 | -0.0060         | 156          |
| 90  | 57487.6611 | 0.0010 | -0.0086         | 108          |
| 107 | 57488.8155 | 0.0007 | -0.0059         | 34           |
| 108 | 57488.8843 | 0.0008 | -0.0048         | 30           |
| 136 | 57490.7870 | 0.0020 | 0.0011          | 20           |
| 137 | 57490.8520 | 0.0032 | -0.0016         | 12           |
| 181 | 57493.8452 | 0.0023 | 0.0110          | 19           |
| 195 | 57494.7958 | 0.0021 | 0.0132          | 19           |

\*BJD-2400000.

$^\dagger$  Against max = 2457481.5731 + 0.067741E.

$^\ddagger$  Number of points used to determine the maximum.



**E-figure 20.** Superhumps in ASASSN-16ds (2016). (Upper): PDM analysis. (Lower): Phase-averaged profile.

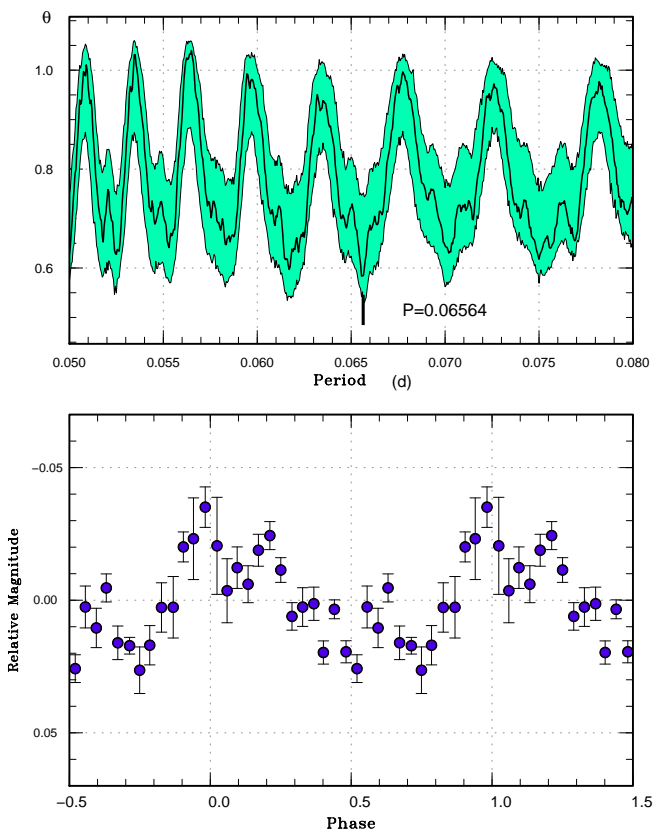
**E-table 38.** Superhump maxima of ASASSN-16dz (2016)

| $E$ | max*       | error  | $O - C^\dagger$ | $N^\ddagger$ |
|-----|------------|--------|-----------------|--------------|
| 0   | 57484.3064 | 0.0052 | 0.0011          | 22           |
| 1   | 57484.3703 | 0.0012 | -0.0012         | 63           |
| 16  | 57485.3655 | 0.0019 | 0.0001          | 47           |

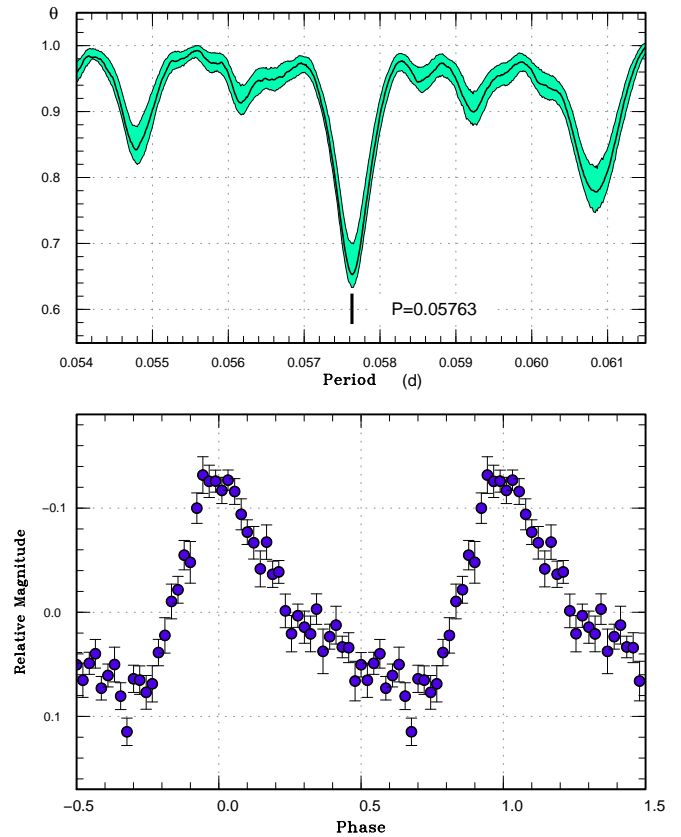
\*BJD-2400000.

$^\dagger$  Against max = 2457484.3053 + 0.066259E.

$^\ddagger$  Number of points used to determine the maximum.



**E-figure 21.** Superhumps in ASASSN-16dz (2016). (Upper): PDM analysis. (Lower): Phase-averaged profile.



**E-figure 22.** Superhumps in ASASSN-16ez (2016). (Upper): PDM analysis. (Lower): Phase-averaged profile.

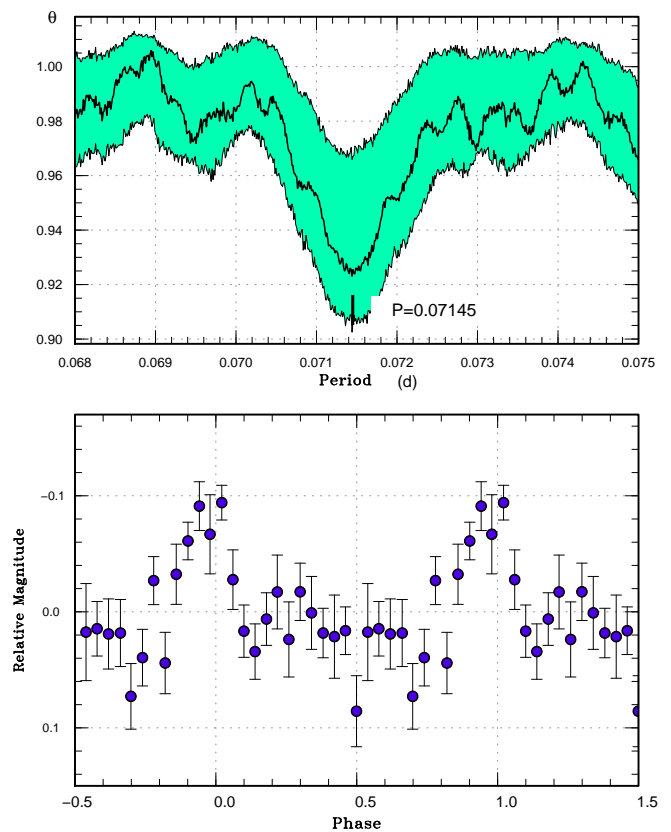
**E-table 39.** Superhump maxima of ASASSN-16ez (2016)

| $E$ | max*       | error  | $O - C^\dagger$ | $N^\ddagger$ |
|-----|------------|--------|-----------------|--------------|
| 0   | 57521.1188 | 0.0010 | -0.0002         | 117          |
| 1   | 57521.1731 | 0.0005 | -0.0035         | 170          |
| 2   | 57521.2352 | 0.0011 | 0.0009          | 153          |
| 7   | 57521.5236 | 0.0024 | 0.0012          | 30           |
| 8   | 57521.5837 | 0.0003 | 0.0037          | 61           |
| 18  | 57522.1562 | 0.0050 | -0.0001         | 14           |
| 20  | 57522.2717 | 0.0016 | 0.0002          | 37           |
| 22  | 57522.3882 | 0.0014 | 0.0015          | 32           |
| 23  | 57522.4453 | 0.0004 | 0.0010          | 58           |
| 24  | 57522.4995 | 0.0025 | -0.0024         | 19           |
| 40  | 57523.4212 | 0.0004 | -0.0027         | 94           |
| 41  | 57523.4799 | 0.0005 | -0.0017         | 85           |
| 42  | 57523.5410 | 0.0006 | 0.0018          | 59           |
| 59  | 57524.5158 | 0.0005 | -0.0028         | 59           |
| 60  | 57524.5759 | 0.0005 | -0.0004         | 56           |
| 61  | 57524.6349 | 0.0016 | 0.0010          | 22           |
| 74  | 57525.3826 | 0.0007 | -0.0004         | 28           |
| 75  | 57525.4416 | 0.0007 | 0.0009          | 30           |
| 76  | 57525.4972 | 0.0006 | -0.0010         | 33           |
| 77  | 57525.5589 | 0.0007 | 0.0030          | 32           |

\*BJD-2400000.

$^\dagger$  Against max = 2457521.1190 + 0.057621E.

$^\ddagger$  Number of points used to determine the maximum.

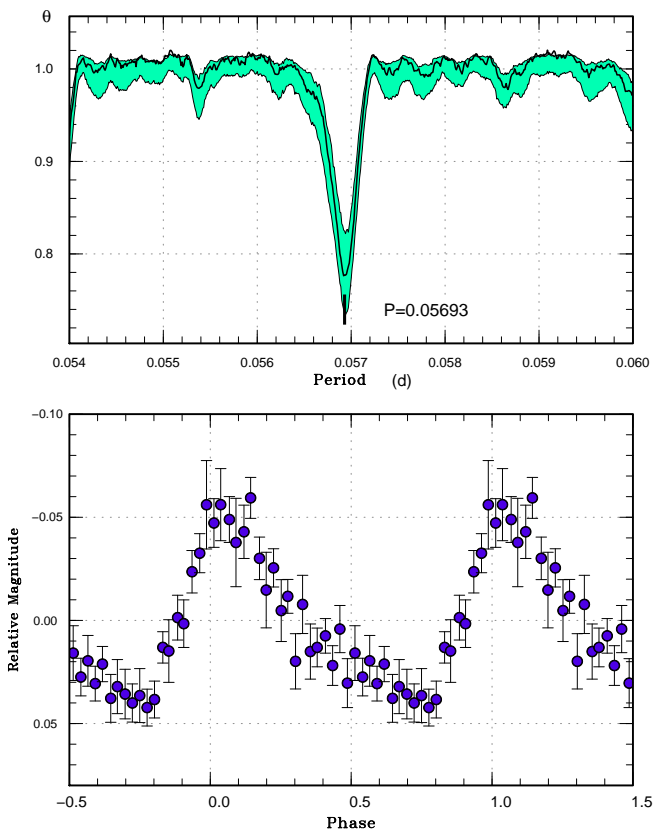
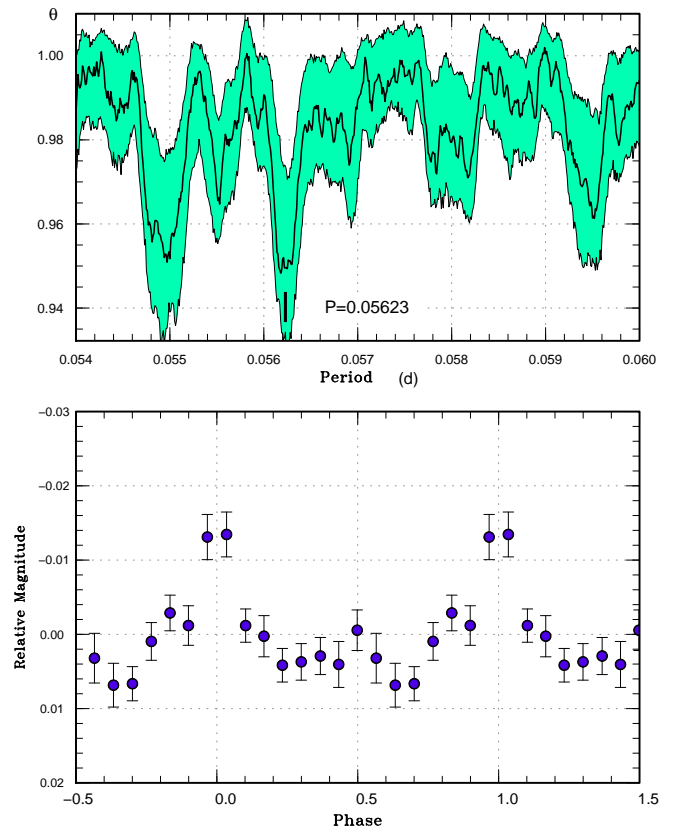


**E-figure 23.** Superhumps in ASASSN-16fr (2016). (Upper): PDM analysis. (Lower): Phase-averaged profile.

**E-table 40.** Superhump maxima of ASASSN-16fr (2016)

| $E$ | max*       | error  | $O - C^\dagger$ | $N^\ddagger$ |
|-----|------------|--------|-----------------|--------------|
| 0   | 57541.1447 | 0.0015 | -0.0026         | 60           |
| 1   | 57541.2179 | 0.0032 | -0.0008         | 70           |
| 14  | 57542.1502 | 0.0014 | 0.0034          | 141          |
| 15  | 57542.2167 | 0.0018 | -0.0016         | 129          |
| 21  | 57542.6523 | 0.0036 | 0.0057          | 16           |
| 35  | 57543.6420 | 0.0028 | -0.0041         | 17           |

\*BJD-2400000.

 $^\dagger$  Against max = 2457541.1473 + 0.071394E. $^\ddagger$  Number of points used to determine the maximum.**E-figure 24.** Ordinary superhumps in ASASSN-16fu during stage B (2016). (Upper): PDM analysis. (Lower): Phase-averaged profile.**E-figure 25.** Possible early superhumps in ASASSN-16fu (2016). (Upper): PDM analysis. (Lower): Phase-averaged profile.



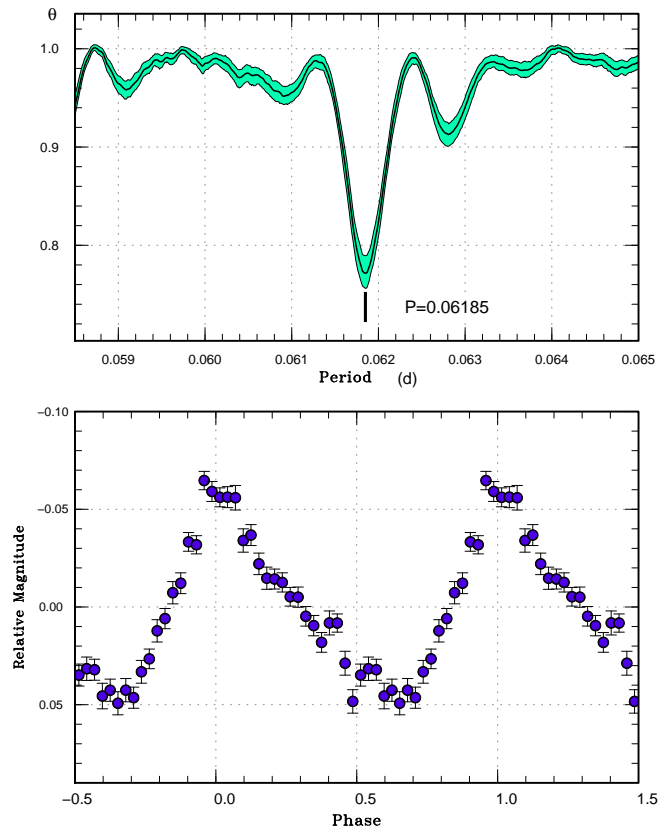
**E-table 41.** Superhump maxima of ASASSN-16fu (2016)

| $E$ | max*       | error  | $O - C^\dagger$ | $N^\ddagger$ |
|-----|------------|--------|-----------------|--------------|
| 0   | 57551.7331 | 0.0018 | -0.0139         | 17           |
| 1   | 57551.7932 | 0.0017 | -0.0108         | 16           |
| 35  | 57553.7478 | 0.0006 | 0.0070          | 17           |
| 36  | 57553.8032 | 0.0008 | 0.0054          | 16           |
| 37  | 57553.8641 | 0.0009 | 0.0093          | 16           |
| 38  | 57553.9174 | 0.0009 | 0.0056          | 16           |
| 53  | 57554.7719 | 0.0021 | 0.0056          | 16           |
| 54  | 57554.8269 | 0.0005 | 0.0036          | 16           |
| 55  | 57554.8843 | 0.0009 | 0.0040          | 17           |
| 70  | 57555.7347 | 0.0008 | -0.0001         | 14           |
| 71  | 57555.7901 | 0.0019 | -0.0017         | 16           |
| 72  | 57555.8531 | 0.0025 | 0.0044          | 16           |
| 73  | 57555.9081 | 0.0011 | 0.0024          | 16           |
| 89  | 57556.8175 | 0.0021 | 0.0003          | 16           |
| 90  | 57556.8733 | 0.0012 | -0.0008         | 16           |
| 106 | 57557.7815 | 0.0012 | -0.0041         | 16           |
| 108 | 57557.8972 | 0.0007 | -0.0024         | 17           |
| 123 | 57558.7476 | 0.0013 | -0.0065         | 16           |
| 124 | 57558.8044 | 0.0033 | -0.0067         | 16           |
| 125 | 57558.8685 | 0.0020 | 0.0005          | 17           |
| 140 | 57559.7208 | 0.0015 | -0.0017         | 13           |
| 141 | 57559.7797 | 0.0023 | 0.0002          | 16           |
| 143 | 57559.8915 | 0.0010 | -0.0020         | 17           |
| 159 | 57560.7995 | 0.0052 | -0.0054         | 16           |
| 160 | 57560.8631 | 0.0017 | 0.0011          | 17           |
| 161 | 57560.9148 | 0.0014 | -0.0041         | 14           |
| 175 | 57561.7171 | 0.0017 | 0.0006          | 13           |
| 176 | 57561.7713 | 0.0059 | -0.0021         | 16           |
| 178 | 57561.8893 | 0.0020 | 0.0019          | 17           |
| 193 | 57562.7473 | 0.0031 | 0.0053          | 16           |
| 194 | 57562.8003 | 0.0055 | 0.0014          | 16           |
| 195 | 57562.8596 | 0.0025 | 0.0037          | 17           |

\*BJD-2400000.

$^\dagger$ Against max = 2457551.7470 + 0.056969E.

$^\ddagger$ Number of points used to determine the maximum.

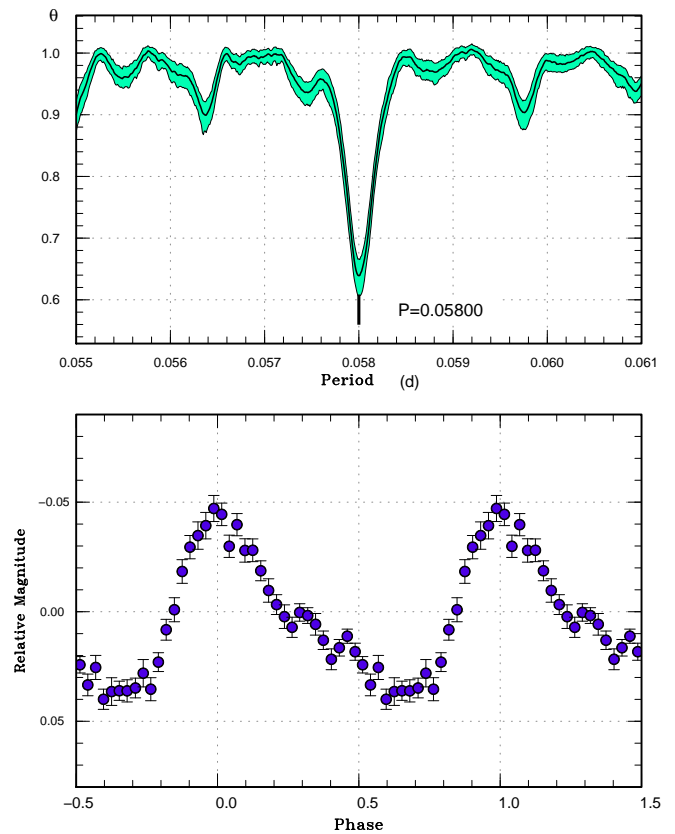


**E-figure 26.** Ordinary superhumps in ASASSN-16gh during stage B (2016). (Upper): PDM analysis. (Lower): Phase-averaged profile.

**E-table 42.** Superhump maxima of ASASSN-16gh (2016)

| $E$ | max*       | error  | $O - C^\dagger$ | $N^\ddagger$ |
|-----|------------|--------|-----------------|--------------|
| 0   | 57568.3036 | 0.0012 | -0.0060         | 78           |
| 1   | 57568.3688 | 0.0007 | -0.0026         | 136          |
| 2   | 57568.4292 | 0.0007 | -0.0041         | 141          |
| 3   | 57568.4950 | 0.0009 | -0.0002         | 143          |
| 16  | 57569.3045 | 0.0006 | 0.0050          | 109          |
| 17  | 57569.3628 | 0.0005 | 0.0015          | 141          |
| 18  | 57569.4252 | 0.0006 | 0.0019          | 142          |
| 19  | 57569.4851 | 0.0008 | 0.0000          | 136          |
| 20  | 57569.5482 | 0.0008 | 0.0012          | 127          |
| 21  | 57569.6117 | 0.0007 | 0.0028          | 132          |
| 22  | 57569.6678 | 0.0014 | -0.0029         | 102          |
| 31  | 57570.2316 | 0.0008 | 0.0040          | 137          |
| 32  | 57570.2933 | 0.0011 | 0.0039          | 137          |
| 33  | 57570.3534 | 0.0014 | 0.0021          | 139          |
| 34  | 57570.4134 | 0.0012 | 0.0002          | 141          |
| 35  | 57570.4785 | 0.0014 | 0.0034          | 136          |
| 36  | 57570.5365 | 0.0014 | -0.0005         | 137          |
| 65  | 57572.3319 | 0.0009 | 0.0007          | 142          |
| 66  | 57572.3929 | 0.0010 | -0.0002         | 141          |
| 67  | 57572.4564 | 0.0008 | 0.0015          | 143          |
| 68  | 57572.5139 | 0.0016 | -0.0030         | 141          |
| 69  | 57572.5744 | 0.0069 | -0.0043         | 49           |
| 81  | 57573.3185 | 0.0009 | -0.0026         | 142          |
| 82  | 57573.3832 | 0.0014 | 0.0002          | 143          |
| 83  | 57573.4425 | 0.0016 | -0.0024         | 141          |
| 84  | 57573.5055 | 0.0015 | -0.0013         | 143          |
| 85  | 57573.5644 | 0.0020 | -0.0043         | 142          |
| 86  | 57573.6275 | 0.0018 | -0.0030         | 133          |
| 87  | 57573.6893 | 0.0026 | -0.0031         | 42           |
| 97  | 57574.3115 | 0.0029 | 0.0004          | 142          |
| 98  | 57574.3753 | 0.0019 | 0.0023          | 143          |
| 99  | 57574.4372 | 0.0012 | 0.0023          | 143          |
| 100 | 57574.5036 | 0.0033 | 0.0069          | 106          |

\*BJD-2400000.

 $^\dagger$ Against max = 2457568.3096 + 0.061872*E*. $^\ddagger$ Number of points used to determine the maximum.**E-figure 27.** Ordinary superhumps in ASASSN-16gj during stage B (2016). (Upper): PDM analysis. (Lower): Phase-averaged profile.

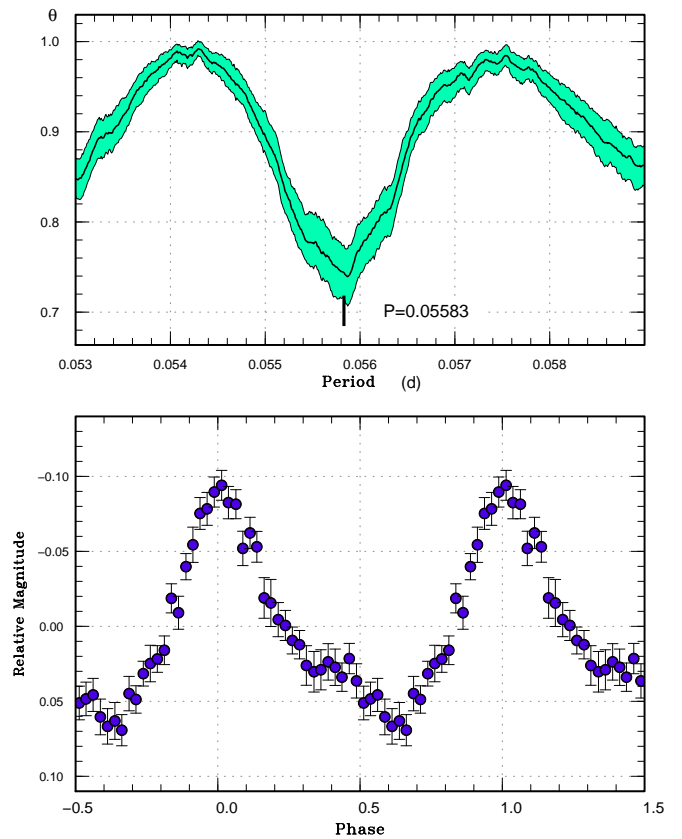
**E-table 43.** Superhump maxima of ASASSN-16gj (2016)

| $E$ | max*       | error  | $O - C^\dagger$ | $N^\ddagger$ |
|-----|------------|--------|-----------------|--------------|
| 0   | 57562.1891 | 0.0038 | 0.0034          | 88           |
| 1   | 57562.2427 | 0.0013 | -0.0010         | 126          |
| 5   | 57562.4768 | 0.0015 | 0.0013          | 15           |
| 6   | 57562.5333 | 0.0030 | -0.0002         | 21           |
| 23  | 57563.5238 | 0.0007 | 0.0049          | 24           |
| 74  | 57566.4780 | 0.0006 | 0.0030          | 16           |
| 75  | 57566.5391 | 0.0012 | 0.0062          | 12           |
| 92  | 57567.5176 | 0.0012 | -0.0008         | 21           |
| 104 | 57568.2115 | 0.0003 | -0.0024         | 134          |
| 105 | 57568.2695 | 0.0004 | -0.0024         | 114          |
| 109 | 57568.4991 | 0.0018 | -0.0046         | 26           |
| 121 | 57569.1939 | 0.0006 | -0.0054         | 80           |
| 122 | 57569.2543 | 0.0004 | -0.0030         | 133          |
| 126 | 57569.4835 | 0.0031 | -0.0056         | 18           |
| 138 | 57570.1800 | 0.0072 | -0.0047         | 42           |
| 139 | 57570.2390 | 0.0004 | -0.0037         | 130          |
| 143 | 57570.4745 | 0.0034 | -0.0000         | 14           |
| 161 | 57571.5138 | 0.0028 | -0.0041         | 18           |
| 173 | 57572.2131 | 0.0008 | -0.0003         | 133          |
| 174 | 57572.2713 | 0.0018 | -0.0001         | 87           |
| 190 | 57573.2041 | 0.0008 | 0.0053          | 125          |
| 191 | 57573.2620 | 0.0009 | 0.0052          | 109          |
| 207 | 57574.1896 | 0.0074 | 0.0054          | 56           |
| 208 | 57574.2460 | 0.0010 | 0.0039          | 122          |

\*BJD-2400000.

$^\dagger$ Against max = 2457562.1857 + 0.057964E.

$^\ddagger$ Number of points used to determine the maximum.

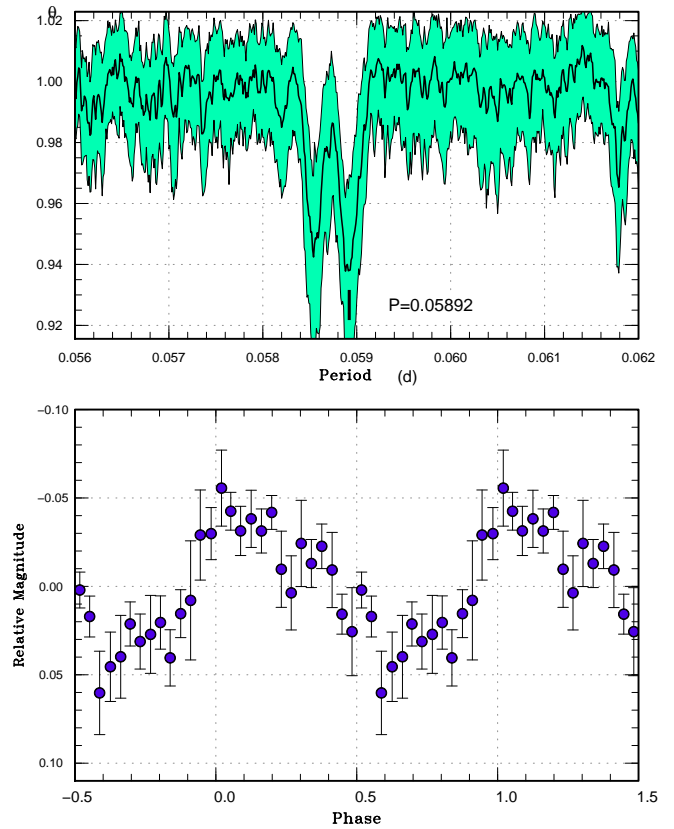


**E-figure 28.** Ordinary superhumps in ASASSN-16gj (2016). (Upper): PDM analysis. (Lower): Phase-averaged profile.

**E-table 44.** Superhump maxima of ASASSN-16gl (2016)

| $E$ | max*       | error  | $O - C^\dagger$ | $N^\ddagger$ |
|-----|------------|--------|-----------------|--------------|
| 0   | 57569.2036 | 0.0009 | -0.0003         | 15           |
| 2   | 57569.3180 | 0.0006 | 0.0024          | 128          |
| 3   | 57569.3714 | 0.0005 | -0.0001         | 127          |
| 4   | 57569.4287 | 0.0006 | 0.0013          | 128          |
| 5   | 57569.4846 | 0.0008 | 0.0015          | 122          |
| 6   | 57569.5388 | 0.0008 | -0.0002         | 116          |
| 7   | 57569.5933 | 0.0016 | -0.0015         | 74           |
| 8   | 57569.6507 | 0.0015 | 0.0000          | 88           |
| 9   | 57569.7068 | 0.0010 | 0.0003          | 17           |
| 10  | 57569.7630 | 0.0011 | 0.0007          | 17           |
| 11  | 57569.8171 | 0.0011 | -0.0011         | 14           |
| 20  | 57570.3185 | 0.0008 | -0.0021         | 128          |
| 21  | 57570.3732 | 0.0010 | -0.0033         | 115          |
| 22  | 57570.4315 | 0.0008 | -0.0008         | 124          |
| 23  | 57570.4890 | 0.0015 | 0.0009          | 86           |
| 24  | 57570.5436 | 0.0010 | -0.0004         | 98           |
| 25  | 57570.6036 | 0.0028 | 0.0038          | 30           |
| 27  | 57570.7118 | 0.0011 | 0.0003          | 17           |
| 28  | 57570.7663 | 0.0023 | -0.0011         | 17           |
| 45  | 57571.7162 | 0.0013 | -0.0003         | 17           |
| 100 | 57574.7851 | 0.0026 | -0.0022         | 14           |
| 117 | 57575.7377 | 0.0033 | 0.0011          | 13           |
| 118 | 57575.7936 | 0.0042 | 0.0013          | 12           |

\*BJD-2400000.

 $^\dagger$ Against max = 2457569.2040 + 0.055834*E*. $^\ddagger$ Number of points used to determine the maximum.**E-figure 29.** Superhumps in ASASSN-16hi (2016). (Upper): PDM analysis. (Lower): Phase-averaged profile.

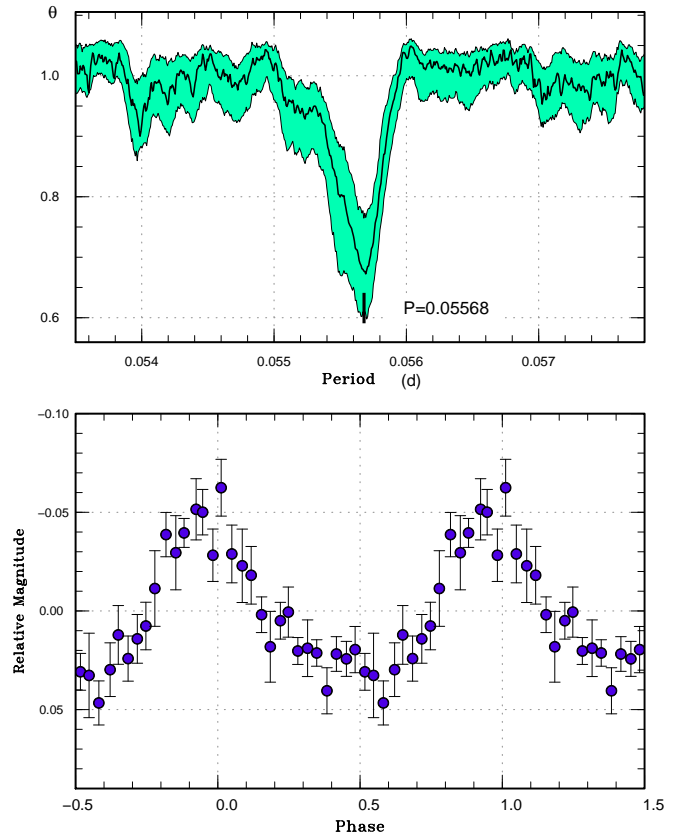
**E-table 45.** Superhump maxima of ASASSN-16hi (2016)

| $E$ | max*       | error  | $O - C^\dagger$ | $N^\ddagger$ |
|-----|------------|--------|-----------------|--------------|
| 0   | 57589.8022 | 0.0018 | 0.0037          | 15           |
| 1   | 57589.8600 | 0.0019 | 0.0025          | 16           |
| 2   | 57589.9157 | 0.0011 | -0.0007         | 12           |
| 17  | 57590.7958 | 0.0033 | -0.0049         | 15           |
| 18  | 57590.8560 | 0.0018 | -0.0037         | 16           |
| 19  | 57590.9144 | 0.0034 | -0.0043         | 13           |
| 34  | 57591.7973 | 0.0015 | -0.0056         | 19           |
| 51  | 57592.8014 | 0.0024 | -0.0036         | 19           |
| 52  | 57592.8569 | 0.0027 | -0.0071         | 20           |
| 53  | 57592.9204 | 0.0048 | -0.0025         | 14           |
| 68  | 57593.8115 | 0.0043 | 0.0043          | 19           |
| 69  | 57593.8664 | 0.0035 | 0.0003          | 19           |
| 85  | 57594.8077 | 0.0027 | -0.0017         | 16           |
| 86  | 57594.8664 | 0.0080 | -0.0019         | 16           |
| 102 | 57595.8167 | 0.0033 | 0.0052          | 15           |
| 103 | 57595.8718 | 0.0041 | 0.0013          | 15           |
| 118 | 57596.7673 | 0.0024 | 0.0126          | 20           |
| 119 | 57596.8236 | 0.0024 | 0.0099          | 27           |
| 120 | 57596.8825 | 0.0019 | 0.0099          | 27           |
| 121 | 57596.9419 | 0.0014 | 0.0102          | 11           |
| 135 | 57597.7583 | 0.0052 | 0.0014          | 17           |
| 136 | 57597.8210 | 0.0016 | 0.0052          | 27           |
| 137 | 57597.8786 | 0.0019 | 0.0038          | 26           |
| 138 | 57597.9378 | 0.0063 | 0.0041          | 8            |
| 152 | 57598.7549 | 0.0028 | -0.0042         | 16           |
| 153 | 57598.8157 | 0.0035 | -0.0024         | 26           |
| 154 | 57598.8743 | 0.0031 | -0.0027         | 26           |
| 169 | 57599.7574 | 0.0047 | -0.0038         | 19           |
| 170 | 57599.8143 | 0.0054 | -0.0059         | 26           |
| 171 | 57599.8754 | 0.0018 | -0.0038         | 26           |
| 187 | 57600.8147 | 0.0044 | -0.0076         | 27           |
| 188 | 57600.8734 | 0.0080 | -0.0079         | 27           |

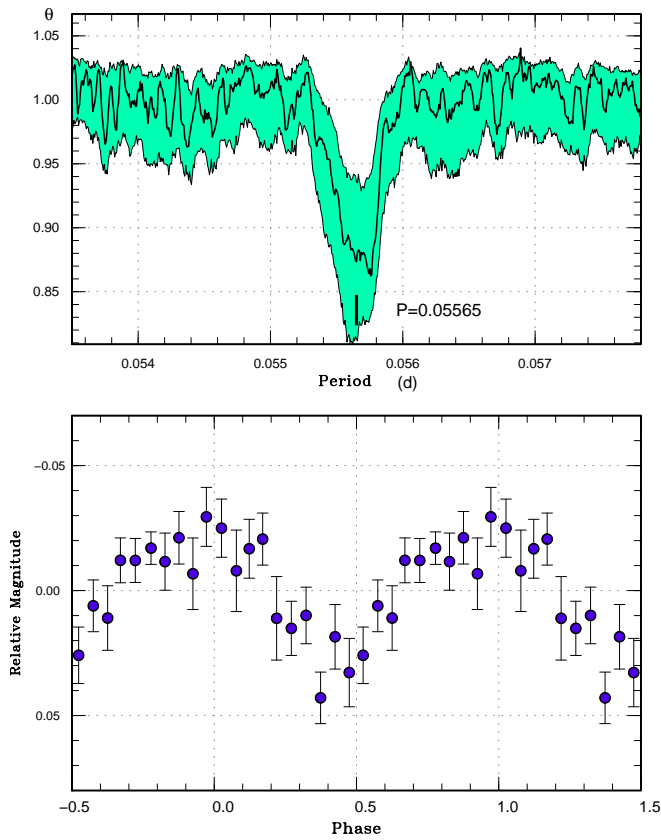
\*BJD-2400000.

$^\dagger$ Against max = 2457589.7986 + 0.058951*E*.

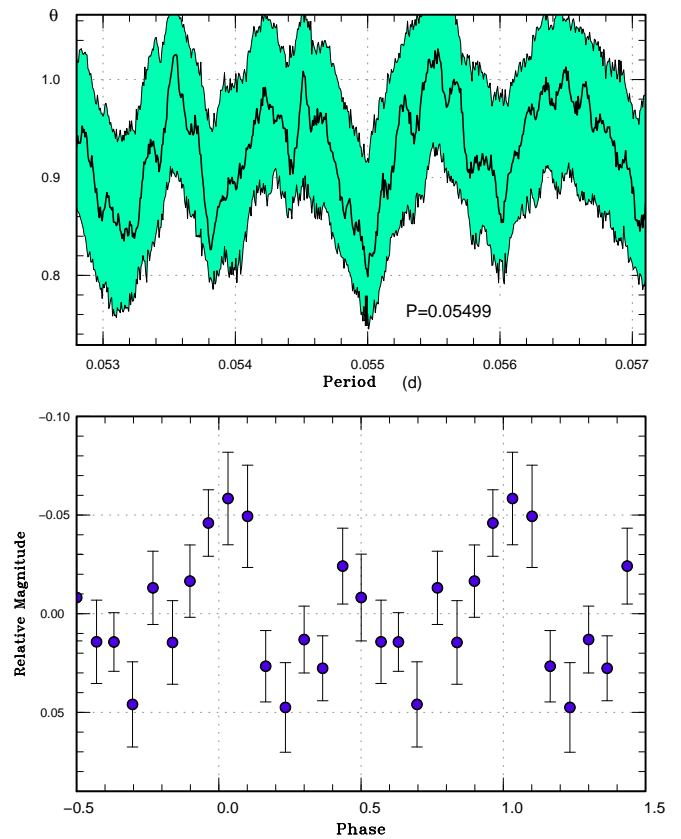
$^\ddagger$ Number of points used to determine the maximum.



**E-figure 30.** Ordinary superhumps in ASASSN-16hj before the dip (2016). The data segment BJD 2457593–2457604 was used. (Upper): PDM analysis. (Lower): Phase-averaged profile.



**E-figure 31.** Ordinary superhumps in ASASSN-16hj during the long re-brightening phase (2016). The data segment BJD 2457605–2457612 was used. (Upper): PDM analysis. (Lower): Phase-averaged profile.

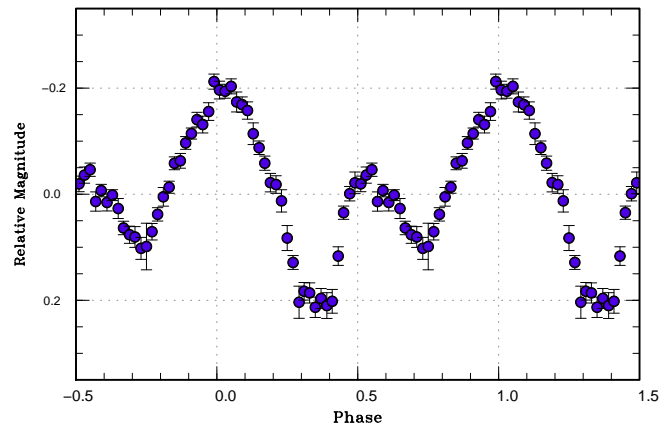
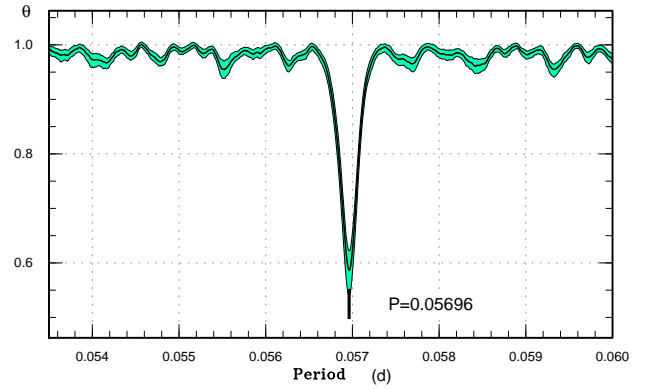


**E-figure 32.** Possible early superhumps in ASASSN-16hj (2016). (Upper): PDM analysis. (Lower): Phase-averaged profile.

**E-table 46.** Superhump maxima of ASASSN-16hj (2016)

| $E$ | max*       | error  | $O - C^\dagger$ | $N^\ddagger$ |
|-----|------------|--------|-----------------|--------------|
| 0   | 57593.6178 | 0.0105 | -0.0239         | 6            |
| 2   | 57593.7383 | 0.0023 | -0.0145         | 16           |
| 20  | 57594.7588 | 0.0033 | 0.0058          | 7            |
| 36  | 57595.6462 | 0.0005 | 0.0042          | 12           |
| 37  | 57595.7014 | 0.0008 | 0.0038          | 13           |
| 55  | 57596.6991 | 0.0005 | 0.0014          | 12           |
| 72  | 57597.6428 | 0.0010 | 0.0006          | 12           |
| 73  | 57597.6988 | 0.0009 | 0.0010          | 13           |
| 90  | 57598.6433 | 0.0021 | 0.0009          | 14           |
| 91  | 57598.6977 | 0.0009 | -0.0002         | 14           |
| 108 | 57599.6449 | 0.0016 | 0.0024          | 14           |
| 109 | 57599.6990 | 0.0024 | 0.0010          | 14           |
| 144 | 57601.6620 | 0.0066 | 0.0193          | 15           |
| 145 | 57601.7135 | 0.0015 | 0.0151          | 15           |
| 162 | 57602.6389 | 0.0068 | -0.0040         | 15           |
| 163 | 57602.7141 | 0.0035 | 0.0156          | 16           |
| 217 | 57605.6926 | 0.0027 | -0.0062         | 22           |
| 270 | 57608.6484 | 0.0052 | 0.0047          | 20           |
| 271 | 57608.6968 | 0.0036 | -0.0024         | 21           |
| 288 | 57609.6323 | 0.0024 | -0.0114         | 18           |
| 289 | 57609.6898 | 0.0103 | -0.0095         | 22           |
| 306 | 57610.6365 | 0.0052 | -0.0073         | 15           |
| 307 | 57610.7008 | 0.0021 | 0.0014          | 15           |
| 324 | 57611.6461 | 0.0036 | 0.0021          | 15           |

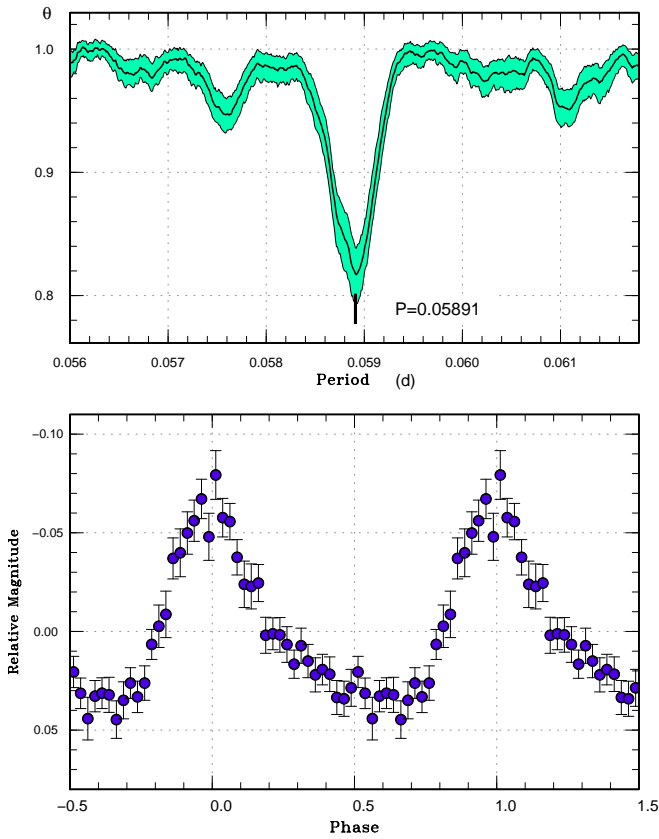
\*BJD-2400000.

 $^\dagger$ Against max = 2457593.6417 + 0.055563*E*. $^\ddagger$ Number of points used to determine the maximum.**E-figure 33.** Early superhumps in ASASSN-16ia (2016). (Upper): PDM analysis. (Lower): Phase-averaged profile.**E-table 47.** Superhump maxima of ASASSN-16ib (2016)

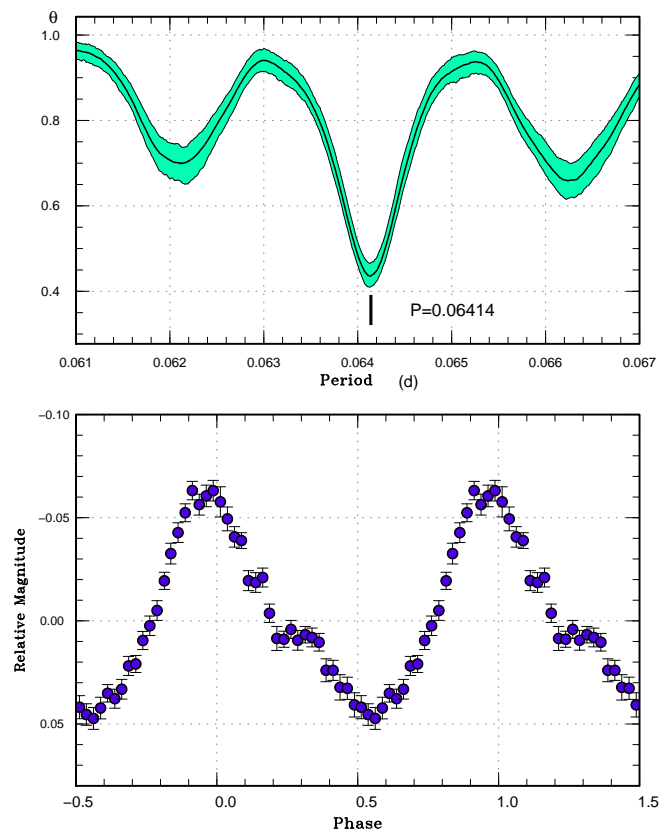
| $E$ | max*       | error  | $O - C^\dagger$ | $N^\ddagger$ |
|-----|------------|--------|-----------------|--------------|
| 0   | 57608.4691 | 0.0119 | -0.0160         | 14           |
| 13  | 57609.2543 | 0.0007 | 0.0032          | 133          |
| 14  | 57609.3136 | 0.0006 | 0.0036          | 134          |
| 47  | 57611.2595 | 0.0005 | 0.0051          | 136          |
| 48  | 57611.3181 | 0.0006 | 0.0047          | 135          |
| 64  | 57612.2579 | 0.0008 | 0.0017          | 136          |
| 65  | 57612.3166 | 0.0011 | 0.0015          | 120          |
| 68  | 57612.4919 | 0.0017 | 0.0001          | 18           |
| 97  | 57614.2021 | 0.0120 | 0.0015          | 60           |
| 98  | 57614.2605 | 0.0010 | 0.0010          | 131          |
| 99  | 57614.3172 | 0.0013 | -0.0012         | 133          |
| 119 | 57615.4961 | 0.0042 | -0.0009         | 21           |
| 133 | 57616.3198 | 0.0054 | -0.0021         | 79           |
| 187 | 57619.5039 | 0.0020 | 0.0003          | 26           |
| 204 | 57620.5057 | 0.0058 | 0.0004          | 26           |
| 221 | 57621.5042 | 0.0053 | -0.0029         | 39           |

\*BJD-2400000.

 $^\dagger$ Against max = 2457608.4851 + 0.058923*E*. $^\ddagger$ Number of points used to determine the maximum.



**E-figure 34.** Superhumps in ASASSN-16ib (2016). (Upper): PDM analysis. (Lower): Phase-averaged profile.



**E-figure 35.** Superhumps in ASASSN-16ik during stage B (2016). (Upper): PDM analysis. (Lower): Phase-averaged profile.



**E-table 48.** Superhump maxima of ASASSN-16ik (2016)

| $E$ | max*       | error  | $O - C^\dagger$ | $N^\ddagger$ |
|-----|------------|--------|-----------------|--------------|
| 0   | 57611.4511 | 0.0031 | -0.0274         | 147          |
| 1   | 57611.5177 | 0.0020 | -0.0253         | 148          |
| 2   | 57611.5843 | 0.0017 | -0.0231         | 163          |
| 14  | 57612.3862 | 0.0011 | 0.0056          | 146          |
| 15  | 57612.4513 | 0.0018 | 0.0064          | 88           |
| 17  | 57612.5819 | 0.0008 | 0.0081          | 13           |
| 18  | 57612.6469 | 0.0010 | 0.0087          | 17           |
| 33  | 57613.6169 | 0.0005 | 0.0122          | 16           |
| 34  | 57613.6832 | 0.0008 | 0.0141          | 17           |
| 45  | 57614.3886 | 0.0004 | 0.0108          | 146          |
| 46  | 57614.4517 | 0.0004 | 0.0094          | 147          |
| 47  | 57614.5158 | 0.0004 | 0.0092          | 144          |
| 48  | 57614.5835 | 0.0006 | 0.0124          | 74           |
| 49  | 57614.6439 | 0.0006 | 0.0084          | 23           |
| 64  | 57615.6038 | 0.0010 | 0.0018          | 22           |
| 65  | 57615.6699 | 0.0008 | 0.0036          | 22           |
| 76  | 57616.3758 | 0.0005 | 0.0008          | 148          |
| 77  | 57616.4376 | 0.0006 | -0.0018         | 147          |
| 78  | 57616.5021 | 0.0021 | -0.0018         | 60           |
| 80  | 57616.6340 | 0.0009 | 0.0013          | 22           |
| 81  | 57616.7004 | 0.0041 | 0.0032          | 10           |
| 95  | 57617.5932 | 0.0014 | -0.0060         | 21           |
| 96  | 57617.6612 | 0.0014 | -0.0024         | 22           |
| 111 | 57618.6254 | 0.0018 | -0.0046         | 22           |
| 112 | 57618.6849 | 0.0015 | -0.0095         | 13           |
| 126 | 57619.5827 | 0.0022 | -0.0138         | 19           |

\*BJD-2400000.

$^\dagger$ Against max = 2457611.4786 + 0.064428*E*.

$^\ddagger$ Number of points used to determine the maximum.

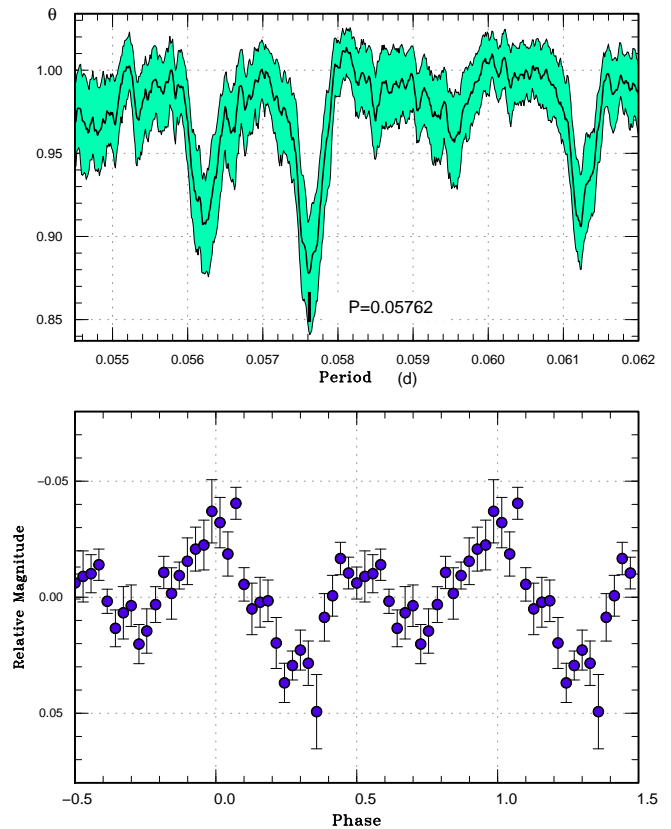
**E-table 49.** Superhump maxima of ASASSN-16is (2016)

| $E$ | max*       | error  | $O - C^\dagger$ | $N^\ddagger$ |
|-----|------------|--------|-----------------|--------------|
| 0   | 57621.3260 | 0.0007 | 0.0012          | 20           |
| 1   | 57621.3835 | 0.0008 | 0.0003          | 26           |
| 20  | 57622.4946 | 0.0006 | 0.0002          | 39           |
| 21  | 57622.5531 | 0.0005 | 0.0002          | 54           |
| 69  | 57625.3568 | 0.0005 | -0.0033         | 34           |
| 70  | 57625.4167 | 0.0007 | -0.0019         | 37           |
| 87  | 57626.4111 | 0.0007 | -0.0018         | 43           |
| 88  | 57626.4727 | 0.0019 | 0.0013          | 22           |
| 103 | 57627.3522 | 0.0008 | 0.0036          | 30           |
| 104 | 57627.4073 | 0.0009 | 0.0001          | 50           |
| 105 | 57627.4658 | 0.0009 | 0.0002          | 39           |

\*BJD-2400000.

$^\dagger$ Against max = 2457621.3248 + 0.058484*E*.

$^\ddagger$ Number of points used to determine the maximum.



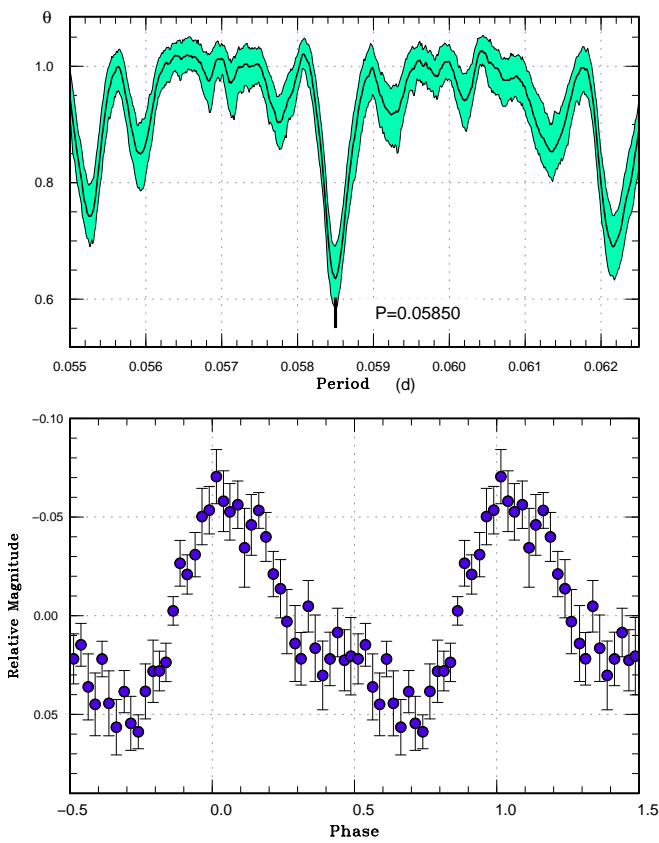
**E-figure 36.** Early superhumps in ASASSN-16is (2016). (Upper): PDM analysis. (Lower): Phase-averaged profile.

**E-table 55.** Superhump maxima of ASASSN-16js (2016)

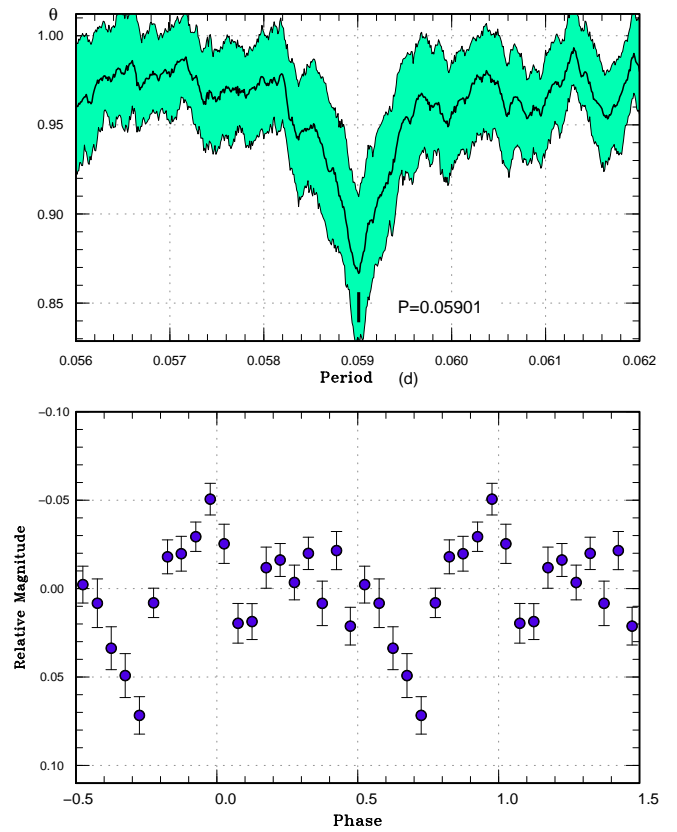
| $E$ | max*       | error  | $O - C^\dagger$ | $N^\ddagger$ | $E$ | max*       | error  | $O - C^\dagger$ | $N^\ddagger$ |
|-----|------------|--------|-----------------|--------------|-----|------------|--------|-----------------|--------------|
| 0   | 57640.7131 | 0.0033 | -0.0166         | 13           | 67  | 57644.8191 | 0.0019 | 0.0017          | 13           |
| 1   | 57640.7772 | 0.0023 | -0.0135         | 13           | 68  | 57644.8796 | 0.0014 | 0.0012          | 14           |
| 2   | 57640.8339 | 0.0015 | -0.0179         | 13           | 81  | 57645.6749 | 0.0016 | 0.0034          | 13           |
| 16  | 57641.6950 | 0.0022 | -0.0109         | 13           | 82  | 57645.7340 | 0.0017 | 0.0015          | 13           |
| 17  | 57641.7580 | 0.0015 | -0.0089         | 13           | 83  | 57645.7951 | 0.0032 | 0.0016          | 13           |
| 18  | 57641.8198 | 0.0016 | -0.0081         | 12           | 84  | 57645.8553 | 0.0013 | 0.0007          | 16           |
| 19  | 57641.8865 | 0.0047 | -0.0024         | 13           | 92  | 57646.3434 | 0.0007 | 0.0008          | 140          |
| 32  | 57642.6874 | 0.0011 | 0.0054          | 14           | 93  | 57646.4027 | 0.0018 | -0.0009         | 65           |
| 33  | 57642.7478 | 0.0012 | 0.0047          | 13           | 97  | 57646.6522 | 0.0018 | 0.0045          | 14           |
| 34  | 57642.8092 | 0.0012 | 0.0051          | 12           | 98  | 57646.7101 | 0.0022 | 0.0014          | 13           |
| 35  | 57642.8701 | 0.0010 | 0.0051          | 16           | 99  | 57646.7715 | 0.0024 | 0.0018          | 13           |
| 39  | 57643.1152 | 0.0007 | 0.0061          | 38           | 100 | 57646.8290 | 0.0013 | -0.0018         | 14           |
| 40  | 57643.1765 | 0.0006 | 0.0064          | 38           | 101 | 57646.8942 | 0.0024 | 0.0024          | 10           |
| 41  | 57643.2370 | 0.0004 | 0.0059          | 37           | 113 | 57647.6223 | 0.0022 | -0.0016         | 14           |
| 42  | 57643.2988 | 0.0007 | 0.0067          | 24           | 114 | 57647.6794 | 0.0028 | -0.0054         | 18           |
| 44  | 57643.4201 | 0.0005 | 0.0060          | 140          | 115 | 57647.7406 | 0.0017 | -0.0053         | 17           |
| 45  | 57643.4815 | 0.0004 | 0.0063          | 139          | 116 | 57647.8035 | 0.0028 | -0.0033         | 14           |
| 46  | 57643.5439 | 0.0004 | 0.0078          | 132          | 117 | 57647.8668 | 0.0047 | -0.0011         | 16           |
| 48  | 57643.6665 | 0.0012 | 0.0083          | 14           | 120 | 57648.0456 | 0.0008 | -0.0054         | 38           |
| 49  | 57643.7251 | 0.0008 | 0.0059          | 13           | 121 | 57648.1078 | 0.0010 | -0.0041         | 38           |
| 50  | 57643.7851 | 0.0012 | 0.0048          | 13           | 122 | 57648.1671 | 0.0009 | -0.0059         | 38           |
| 51  | 57643.8457 | 0.0013 | 0.0045          | 15           | 123 | 57648.2278 | 0.0011 | -0.0062         | 30           |
| 55  | 57644.0893 | 0.0007 | 0.0040          | 26           | 130 | 57648.6533 | 0.0027 | -0.0078         | 19           |
| 56  | 57644.1499 | 0.0005 | 0.0036          | 33           | 131 | 57648.7183 | 0.0044 | -0.0037         | 17           |
| 57  | 57644.2111 | 0.0005 | 0.0038          | 37           | 133 | 57648.8389 | 0.0032 | -0.0051         | 15           |
| 58  | 57644.2718 | 0.0004 | 0.0035          | 37           | 149 | 57649.8181 | 0.0024 | -0.0021         | 13           |
| 64  | 57644.6350 | 0.0012 | 0.0007          | 12           | 172 | 57651.2298 | 0.0035 | 0.0063          | 38           |
| 65  | 57644.6988 | 0.0017 | 0.0035          | 13           | 173 | 57651.2832 | 0.0054 | -0.0012         | 15           |
| 66  | 57644.7600 | 0.0014 | 0.0036          | 13           | -   | -          | -      | -               | -            |

\*BJD-2400000.

 $^\dagger$  Against max = 2457640.7297 + 0.061010E. $^\ddagger$  Number of points used to determine the maximum.



**E-figure 37.** Ordinary superhumps in ASASSN-16is (2016). (Upper): PDM analysis. (Lower): Phase-averaged profile.

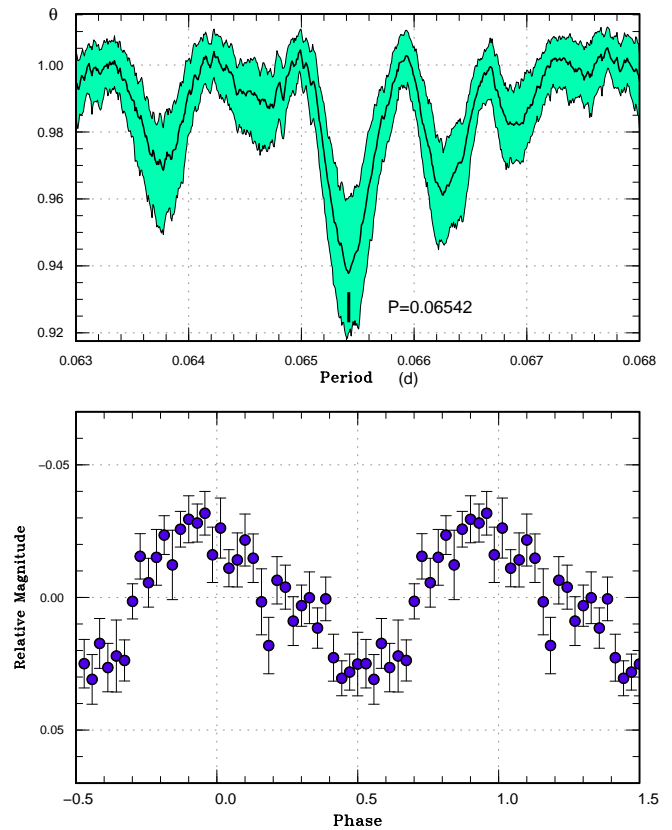


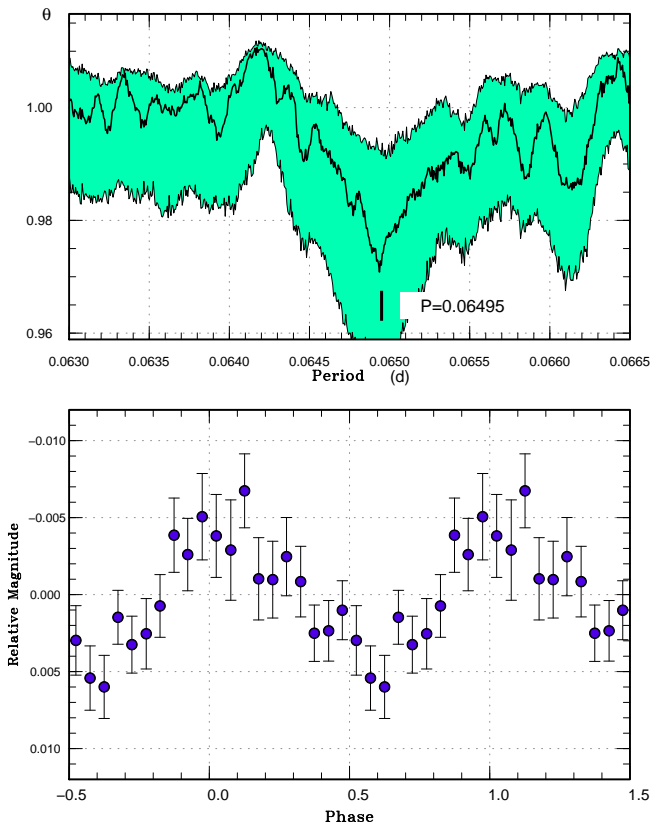
**E-figure 38.** Superhumps in ASASSN-16iu (2016). The data segment BJD 2457615–2457619 was used when superhumps were continuously detected. (Upper): PDM analysis. (Lower): Phase-averaged profile.

**E-table 50.** Superhump maxima of ASASSN-16iu (2016)

| $E$ | max*       | error  | $O - C^\dagger$ | $N^\ddagger$ |
|-----|------------|--------|-----------------|--------------|
| 0   | 57611.7578 | 0.0015 | 0.0071          | 37           |
| 1   | 57611.8157 | 0.0011 | 0.0062          | 36           |
| 2   | 57611.8753 | 0.0009 | 0.0072          | 39           |
| 68  | 57615.7425 | 0.0014 | -0.0048         | 22           |
| 69  | 57615.7942 | 0.0031 | -0.0118         | 21           |
| 70  | 57615.8549 | 0.0012 | -0.0099         | 22           |
| 71  | 57615.9147 | 0.0027 | -0.0089         | 13           |
| 82  | 57616.5640 | 0.0024 | -0.0061         | 137          |
| 83  | 57616.6224 | 0.0012 | -0.0064         | 129          |
| 85  | 57616.7401 | 0.0029 | -0.0063         | 22           |
| 86  | 57616.7998 | 0.0028 | -0.0054         | 21           |
| 87  | 57616.8573 | 0.0025 | -0.0067         | 23           |
| 102 | 57617.7467 | 0.0101 | 0.0011          | 21           |
| 103 | 57617.8182 | 0.0043 | 0.0139          | 21           |
| 104 | 57617.8752 | 0.0041 | 0.0121          | 23           |
| 119 | 57618.7466 | 0.0024 | 0.0019          | 20           |
| 120 | 57618.8082 | 0.0034 | 0.0047          | 20           |
| 121 | 57618.8745 | 0.0108 | 0.0122          | 22           |

\*BJD-2400000.

 $\dagger$ Against max = 2457611.7506 + 0.058774*E*. $\ddagger$ Number of points used to determine the maximum.**E-figure 39.** Ordinary superhumps in ASASSN-16iw (2016). The data segment BJD 2457617.5–2457628 was used. (Upper): PDM analysis. (Lower): Phase-averaged profile.



**E-figure 40.** Possible early superhumps in ASASSN-16iw (2016). The data segment before BJD 2457617.5 was used. (Upper): PDM analysis. (Lower): Phase-averaged profile.

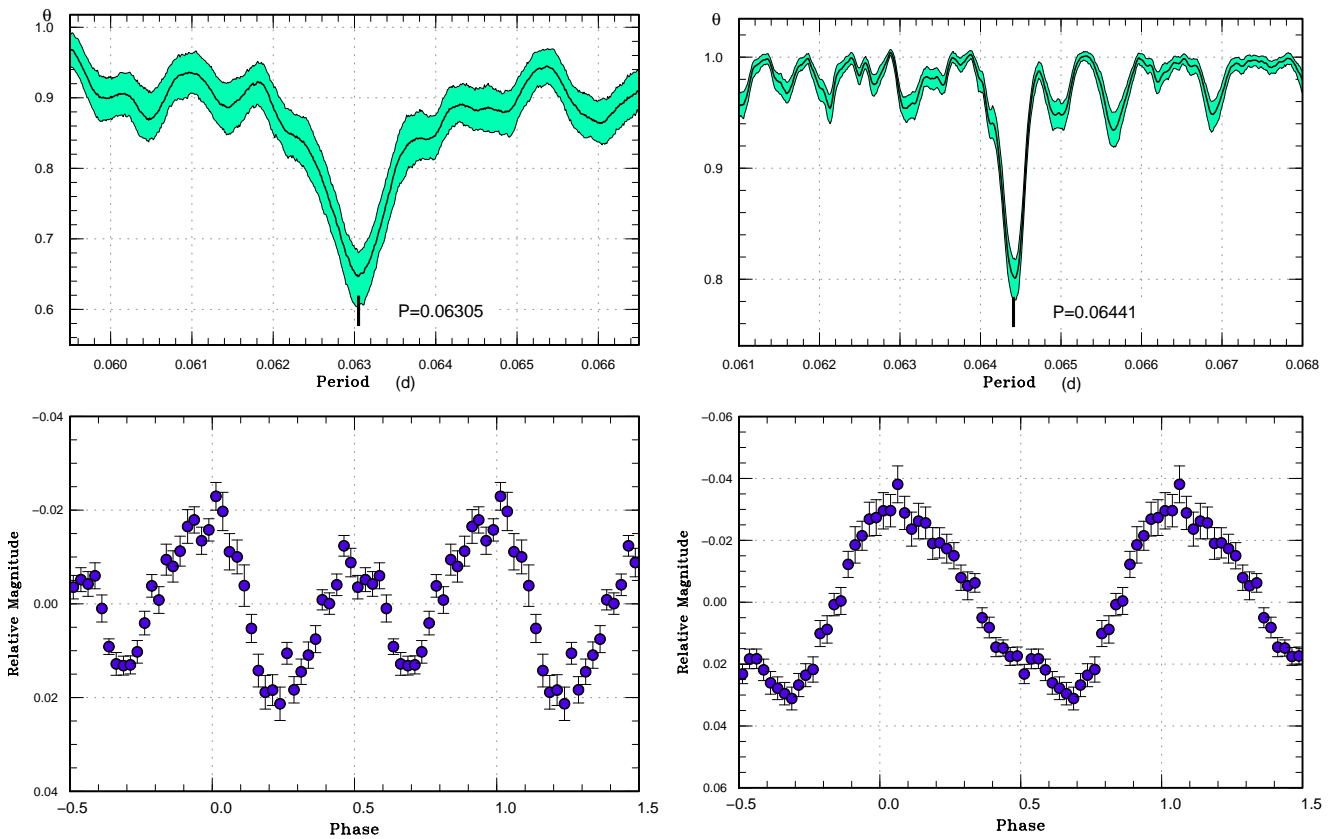
**E-table 51.** Superhump maxima of ASASSN-16iw (2016)

| <i>E</i> | max*       | error  | $O - C^\dagger$ | $N^\ddagger$ |
|----------|------------|--------|-----------------|--------------|
| 0        | 57617.7525 | 0.0060 | -0.0338         | 24           |
| 1        | 57617.8290 | 0.0037 | -0.0228         | 24           |
| 2        | 57617.8994 | 0.0059 | -0.0181         | 26           |
| 15       | 57618.7628 | 0.0035 | -0.0074         | 22           |
| 16       | 57618.8284 | 0.0014 | -0.0074         | 23           |
| 17       | 57618.9043 | 0.0030 | 0.0028          | 20           |
| 20       | 57619.1072 | 0.0022 | 0.0090          | 41           |
| 21       | 57619.1661 | 0.0016 | 0.0022          | 41           |
| 22       | 57619.2342 | 0.0010 | 0.0048          | 35           |
| 29       | 57619.7045 | 0.0026 | 0.0159          | 19           |
| 30       | 57619.7644 | 0.0033 | 0.0102          | 22           |
| 31       | 57619.8329 | 0.0011 | 0.0131          | 24           |
| 32       | 57619.8991 | 0.0007 | 0.0137          | 21           |
| 42       | 57620.5532 | 0.0008 | 0.0118          | 57           |
| 44       | 57620.6801 | 0.0094 | 0.0075          | 20           |
| 45       | 57620.7514 | 0.0020 | 0.0132          | 30           |
| 46       | 57620.8149 | 0.0010 | 0.0111          | 44           |
| 47       | 57620.8786 | 0.0015 | 0.0092          | 45           |
| 87       | 57623.4924 | 0.0009 | -0.0010         | 59           |
| 88       | 57623.5584 | 0.0013 | -0.0005         | 53           |
| 89       | 57623.6222 | 0.0020 | -0.0023         | 29           |
| 112      | 57625.1289 | 0.0096 | -0.0044         | 35           |
| 119      | 57625.5918 | 0.0016 | -0.0008         | 40           |
| 121      | 57625.7158 | 0.0015 | -0.0079         | 20           |
| 122      | 57625.7823 | 0.0030 | -0.0070         | 20           |
| 123      | 57625.8454 | 0.0034 | -0.0095         | 21           |
| 128      | 57626.1857 | 0.0030 | 0.0027          | 99           |
| 136      | 57626.6989 | 0.0038 | -0.0088         | 17           |
| 152      | 57627.7686 | 0.0065 | 0.0113          | 20           |
| 153      | 57627.8162 | 0.0102 | -0.0067         | 22           |

\*BJD-2400000.

$^\dagger$ Against max = 2457617.7863 + 0.065599*E*.

$^\ddagger$ Number of points used to determine the maximum.



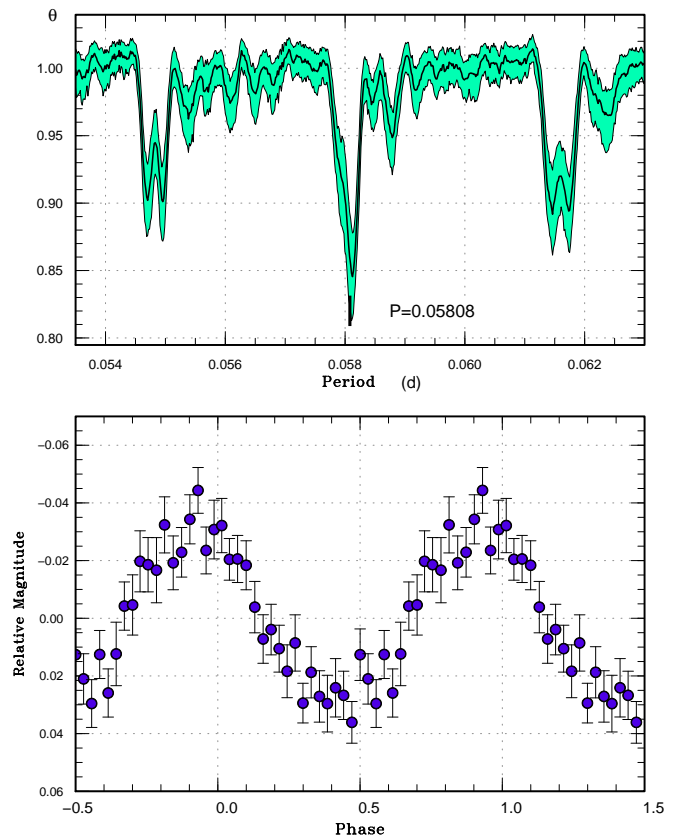
**E-figure 41.** Early superhumps in ASASSN-16jb (2016). (Upper): PDM analysis. (Lower): Phase-averaged profile.

**E-figure 42.** Ordinary superhumps in ASASSN-16jb (2016). (Upper): PDM analysis. (Lower): Phase-averaged profile.

**E-table 52.** Superhump maxima of ASASSN-16jb (2016)

| $E$ | max*       | error  | $O - C^\dagger$ | $N^\ddagger$ |
|-----|------------|--------|-----------------|--------------|
| 0   | 57624.6304 | 0.0047 | -0.0112         | 35           |
| 10  | 57625.2808 | 0.0004 | -0.0048         | 148          |
| 11  | 57625.3462 | 0.0005 | -0.0038         | 149          |
| 11  | 57625.3459 | 0.0005 | -0.0040         | 148          |
| 14  | 57625.5548 | 0.0011 | 0.0116          | 22           |
| 15  | 57625.6074 | 0.0013 | -0.0002         | 35           |
| 16  | 57625.6691 | 0.0010 | -0.0029         | 21           |
| 21  | 57625.9981 | 0.0007 | 0.0041          | 20           |
| 22  | 57626.0629 | 0.0004 | 0.0046          | 33           |
| 30  | 57626.5830 | 0.0003 | 0.0094          | 35           |
| 31  | 57626.6469 | 0.0003 | 0.0089          | 33           |
| 46  | 57627.6099 | 0.0005 | 0.0058          | 35           |
| 53  | 57628.0585 | 0.0003 | 0.0036          | 40           |
| 58  | 57628.3837 | 0.0029 | 0.0069          | 66           |
| 68  | 57629.0183 | 0.0006 | -0.0025         | 44           |
| 69  | 57629.0824 | 0.0003 | -0.0029         | 80           |
| 76  | 57629.5392 | 0.0018 | 0.0031          | 20           |
| 77  | 57629.5982 | 0.0005 | -0.0023         | 32           |
| 92  | 57630.5609 | 0.0007 | -0.0056         | 35           |
| 93  | 57630.6241 | 0.0007 | -0.0069         | 35           |
| 107 | 57631.5255 | 0.0084 | -0.0070         | 18           |
| 108 | 57631.5927 | 0.0007 | -0.0043         | 35           |
| 109 | 57631.6651 | 0.0015 | 0.0038          | 11           |
| 118 | 57632.2403 | 0.0089 | -0.0006         | 25           |
| 119 | 57632.2994 | 0.0006 | -0.0060         | 123          |
| 120 | 57632.3640 | 0.0005 | -0.0058         | 148          |
| 121 | 57632.4301 | 0.0013 | -0.0041         | 70           |
| 123 | 57632.5574 | 0.0012 | -0.0056         | 35           |
| 124 | 57632.6227 | 0.0013 | -0.0046         | 35           |
| 138 | 57633.5300 | 0.0026 | 0.0010          | 21           |
| 139 | 57633.5928 | 0.0017 | -0.0006         | 35           |
| 140 | 57633.6577 | 0.0023 | -0.0001         | 12           |
| 154 | 57634.5602 | 0.0011 | 0.0007          | 36           |
| 155 | 57634.6248 | 0.0012 | 0.0010          | 33           |
| 169 | 57635.5316 | 0.0011 | 0.0061          | 26           |
| 170 | 57635.5929 | 0.0016 | 0.0030          | 35           |
| 185 | 57636.5614 | 0.0013 | 0.0055          | 29           |
| 186 | 57636.6254 | 0.0010 | 0.0051          | 21           |
| 193 | 57637.0777 | 0.0031 | 0.0066          | 7            |
| 201 | 57637.5882 | 0.0007 | 0.0019          | 29           |
| 216 | 57638.5490 | 0.0017 | -0.0033         | 21           |
| 217 | 57638.6155 | 0.0014 | -0.0013         | 18           |
| 232 | 57639.5803 | 0.0029 | -0.0025         | 18           |

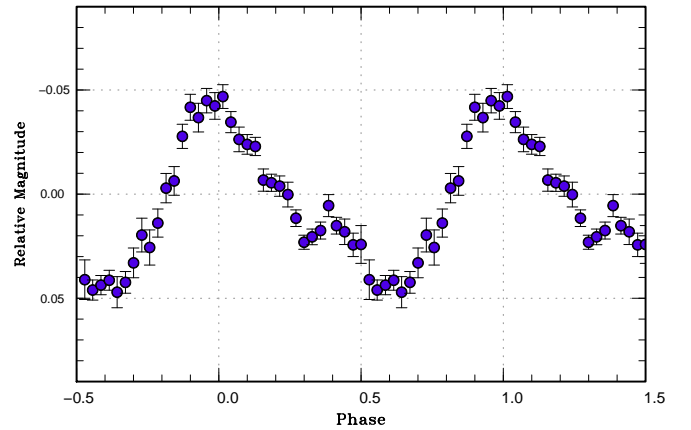
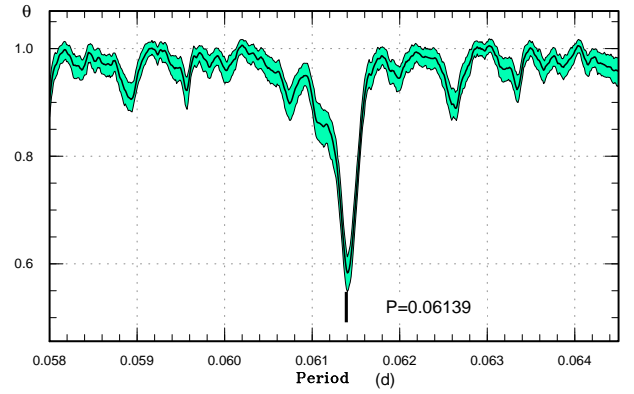
\*BJD-2400000.

 $^\dagger$ Against max = 2457624.6415 + 0.064402E. $^\ddagger$ Number of points used to determine the maximum.**E-figure 43.** Ordinary superhumps in ASASSN-16jd (2016). (Upper): PDM analysis. (Lower): Phase-averaged profile.

**E-table 53.** Superhump maxima of ASASSN-16jd (2016)

| $E$ | max*       | error  | $O - C^\dagger$ | $N^\ddagger$ |
|-----|------------|--------|-----------------|--------------|
| 0   | 57625.5891 | 0.0010 | 0.0003          | 32           |
| 1   | 57625.6514 | 0.0017 | 0.0044          | 25           |
| 17  | 57626.5792 | 0.0007 | 0.0018          | 32           |
| 18  | 57626.6391 | 0.0012 | 0.0035          | 31           |
| 34  | 57627.5778 | 0.0003 | 0.0117          | 32           |
| 35  | 57627.6351 | 0.0005 | 0.0109          | 31           |
| 69  | 57629.6035 | 0.0009 | 0.0020          | 28           |
| 86  | 57630.5850 | 0.0007 | -0.0052         | 32           |
| 87  | 57630.6446 | 0.0008 | -0.0037         | 26           |
| 103 | 57631.5677 | 0.0010 | -0.0110         | 33           |
| 104 | 57631.6292 | 0.0006 | -0.0077         | 32           |
| 120 | 57632.5643 | 0.0012 | -0.0031         | 32           |
| 121 | 57632.6180 | 0.0017 | -0.0075         | 32           |
| 137 | 57633.5461 | 0.0014 | -0.0100         | 29           |
| 138 | 57633.6084 | 0.0014 | -0.0058         | 27           |
| 154 | 57634.5405 | 0.0046 | -0.0042         | 24           |
| 155 | 57634.5946 | 0.0012 | -0.0082         | 31           |
| 206 | 57637.5748 | 0.0015 | 0.0060          | 26           |
| 207 | 57637.6316 | 0.0028 | 0.0047          | 21           |
| 223 | 57638.5721 | 0.0024 | 0.0147          | 19           |
| 240 | 57639.5516 | 0.0022 | 0.0056          | 16           |
| 241 | 57639.6047 | 0.0015 | 0.0006          | 16           |
| 258 | 57640.5933 | 0.0025 | 0.0004          | 16           |

\*BJD-2400000.

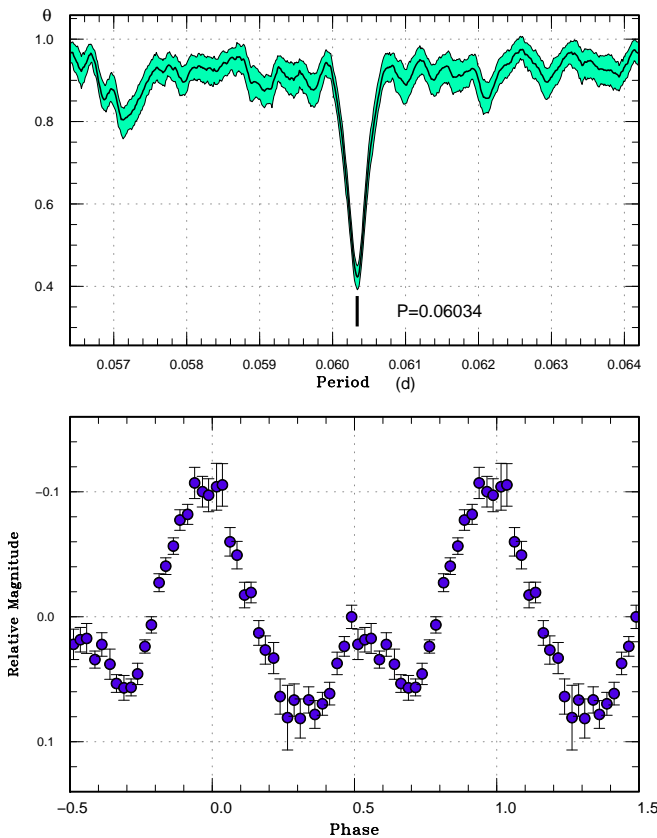
 $^\dagger$ Against max = 2457625.5888 + 0.058155 $E$ . $^\ddagger$ Number of points used to determine the maximum.**E-figure 44.** Superhumps in ASASSN-16jk (2016). (Upper): PDM analysis. (Lower): Phase-averaged profile.**E-table 54.** Superhump maxima of ASASSN-16jk (2016)

| $E$ | max*       | error  | $O - C^\dagger$ | $N^\ddagger$ |
|-----|------------|--------|-----------------|--------------|
| 0   | 57631.2947 | 0.0004 | 0.0002          | 47           |
| 1   | 57631.3572 | 0.0004 | 0.0012          | 62           |
| 16  | 57632.2814 | 0.0002 | 0.0045          | 32           |
| 17  | 57632.3438 | 0.0011 | 0.0054          | 25           |
| 32  | 57633.2605 | 0.0002 | 0.0011          | 55           |
| 33  | 57633.3210 | 0.0005 | 0.0001          | 62           |
| 48  | 57634.2378 | 0.0007 | -0.0041         | 37           |
| 49  | 57634.2984 | 0.0004 | -0.0048         | 56           |
| 97  | 57637.2444 | 0.0005 | -0.0061         | 52           |
| 98  | 57637.3071 | 0.0006 | -0.0048         | 66           |
| 113 | 57638.2352 | 0.0010 | 0.0022          | 41           |
| 114 | 57638.2917 | 0.0008 | -0.0027         | 66           |
| 130 | 57639.2770 | 0.0011 | 0.0002          | 65           |
| 146 | 57640.2646 | 0.0008 | 0.0054          | 57           |
| 179 | 57642.2834 | 0.0016 | -0.0020         | 13           |
| 211 | 57644.2496 | 0.0011 | -0.0008         | 34           |
| 212 | 57644.3168 | 0.0022 | 0.0050          | 23           |

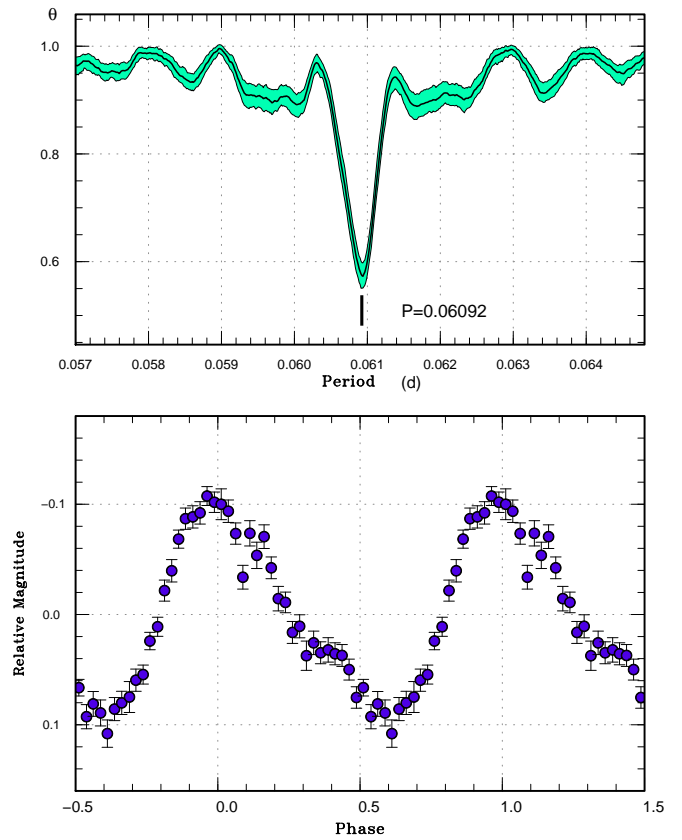
\*BJD-2400000.

 $^\dagger$ Against max = 2457631.2946 + 0.061402 $E$ . $^\ddagger$ Number of points used to determine the maximum.





**E-figure 45.** Early superhumps in ASASSN-16js (2016). (Upper): PDM analysis. (Lower): Phase-averaged profile.



**E-figure 46.** Ordinary superhumps in ASASSN-16js (2016). (Upper): PDM analysis. (Lower): Phase-averaged profile.

**E-table 56.** Superhump maxima of ASASSN-16jz (2016)

| $E$ | max*       | error  | $O - C^\dagger$ | $N^\ddagger$ |
|-----|------------|--------|-----------------|--------------|
| 0   | 57638.3632 | 0.0004 | 0.0001          | 59           |
| 1   | 57638.4232 | 0.0004 | -0.0008         | 61           |
| 2   | 57638.4856 | 0.0005 | 0.0006          | 62           |
| 3   | 57638.5458 | 0.0004 | -0.0001         | 62           |
| 4   | 57638.6062 | 0.0004 | -0.0007         | 62           |
| 16  | 57639.3390 | 0.0004 | 0.0010          | 60           |
| 49  | 57641.3501 | 0.0008 | 0.0012          | 62           |
| 50  | 57641.4098 | 0.0012 | -0.0001         | 61           |
| 51  | 57641.4695 | 0.0011 | -0.0013         | 42           |

\*BJD-2400000.

$^\dagger$  Against max = 2457638.3631 + 0.060936E.

$^\ddagger$  Number of points used to determine the maximum.

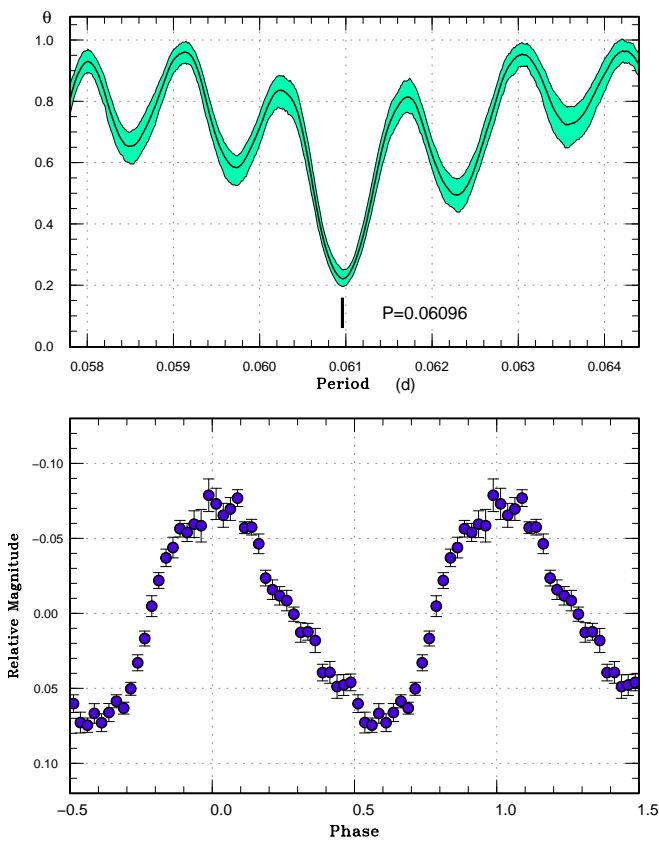
**E-table 57.** Superhump maxima of ASASSN-16kg (2016)

| $E$ | max*       | error  | $O - C^\dagger$ | $N^\ddagger$ |
|-----|------------|--------|-----------------|--------------|
| 0   | 57643.3970 | 0.0026 | -0.0050         | 94           |
| 1   | 57643.5076 | 0.0004 | 0.0053          | 224          |
| 29  | 57646.3094 | 0.0022 | -0.0020         | 153          |
| 30  | 57646.4135 | 0.0038 | 0.0018          | 108          |

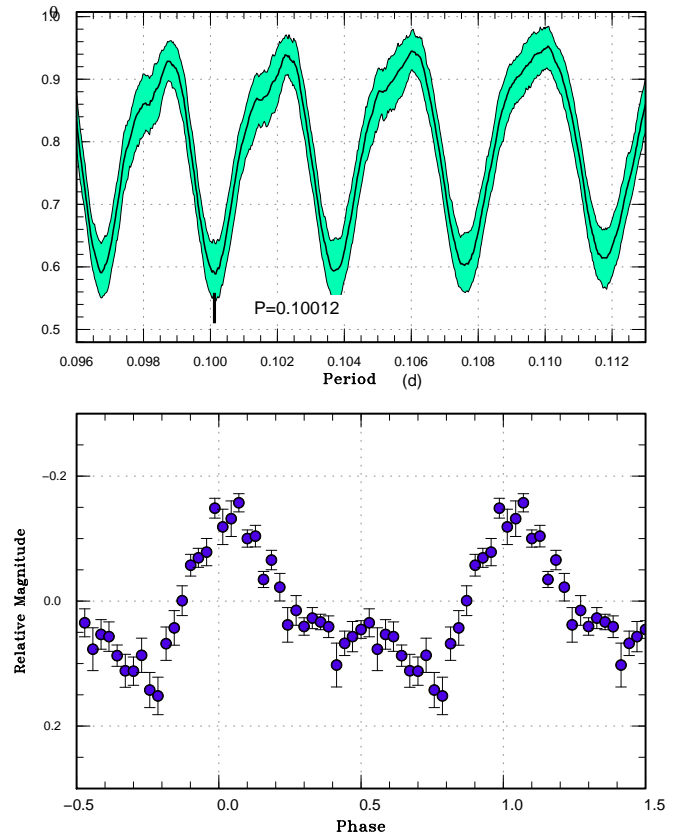
\*BJD-2400000.

$^\dagger$  Against max = 2457643.4020 + 0.100324E.

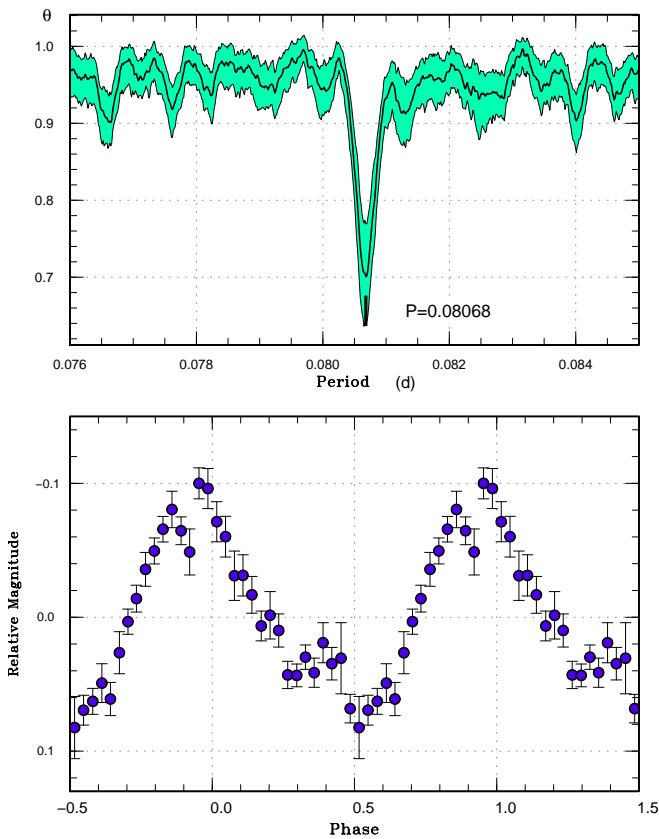
$^\ddagger$  Number of points used to determine the maximum.



**E-figure 47.** Ordinary superhumps in ASASSN-16jz (2016). (Upper): PDM analysis. (Lower): Phase-averaged profile.



**E-figure 48.** PDM analysis of superhumps in ASASSN-16kg (2016). (Upper): PDM analysis. The alias selection was one of the possibilities. (Lower): Phase-averaged profile.



**E-figure 49.** Superhumps in ASASSN-16kx (2016). (Upper): PDM analysis. (Lower): Phase-averaged profile.

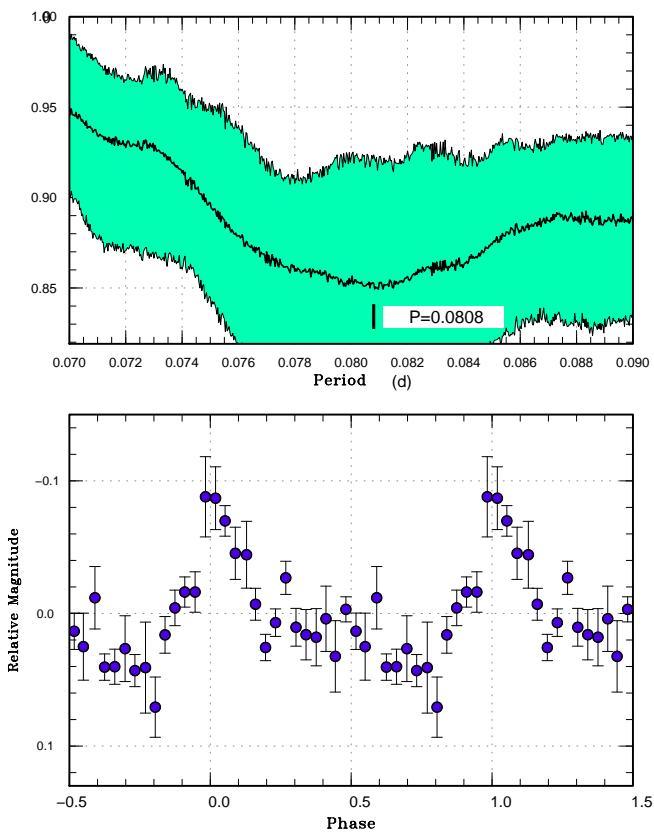
**E-table 58.** Superhump maxima of ASASSN-16kx (2016)

| $E$ | max*       | error  | $O - C^\dagger$ | $N^\ddagger$ |
|-----|------------|--------|-----------------|--------------|
| 0   | 57662.4690 | 0.0074 | 0.0003          | 64           |
| 1   | 57662.5451 | 0.0006 | -0.0043         | 185          |
| 2   | 57662.6234 | 0.0021 | -0.0066         | 104          |
| 4   | 57662.7892 | 0.0011 | -0.0021         | 20           |
| 5   | 57662.8715 | 0.0019 | -0.0005         | 17           |
| 17  | 57663.8416 | 0.0007 | 0.0020          | 27           |
| 29  | 57664.8090 | 0.0009 | 0.0017          | 27           |
| 30  | 57664.8904 | 0.0035 | 0.0025          | 11           |
| 41  | 57665.7775 | 0.0038 | 0.0025          | 19           |
| 42  | 57665.8563 | 0.0025 | 0.0007          | 23           |
| 54  | 57666.8270 | 0.0011 | 0.0037          | 27           |
| 79  | 57668.8412 | 0.0016 | 0.0020          | 18           |
| 91  | 57669.8137 | 0.0020 | 0.0067          | 26           |
| 103 | 57670.7746 | 0.0019 | 0.0000          | 16           |
| 104 | 57670.8574 | 0.0027 | 0.0022          | 13           |
| 116 | 57671.8205 | 0.0023 | -0.0024         | 24           |
| 128 | 57672.7909 | 0.0029 | 0.0003          | 24           |
| 129 | 57672.8663 | 0.0040 | -0.0049         | 15           |
| 141 | 57673.8394 | 0.0028 | 0.0005          | 23           |
| 153 | 57674.8022 | 0.0045 | -0.0043         | 24           |

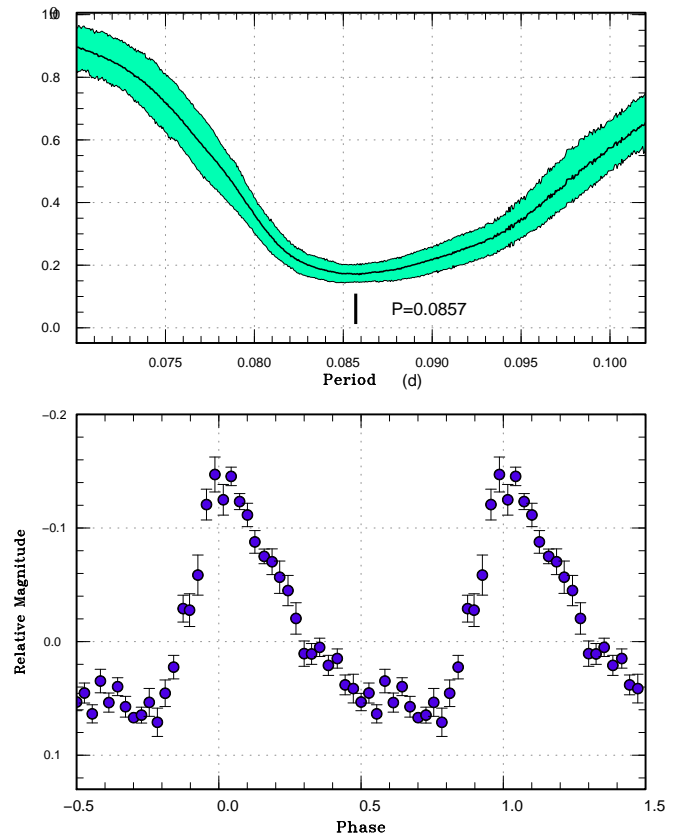
\*BJD-2400000.

$^\dagger$  Against max = 2457662.4687 + 0.080639E.

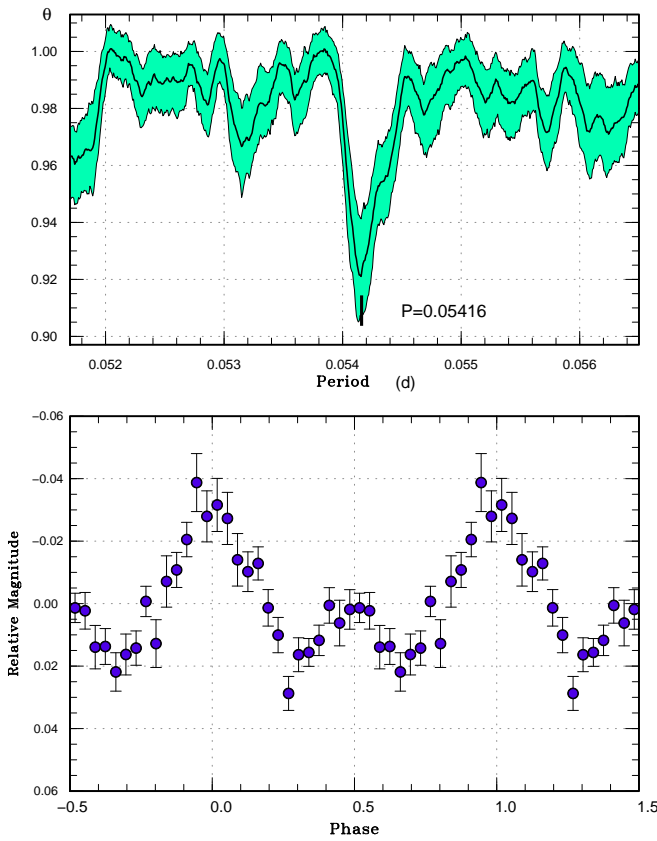
$^\ddagger$  Number of points used to determine the maximum.



**E-figure 50.** Superhumps in ASASSN-16le (2016). (Upper): PDM analysis. (Lower): Phase-averaged profile.



**E-figure 51.** Superhumps in ASASSN-16j (2016). (Upper): PDM analysis. (Lower): Phase-averaged profile.



**E-figure 52.** Early superhumps in ASASSN-16lo (2016). (Upper): PDM analysis. The data before BJD 2457678 were used. (Lower): Phase-averaged profile.

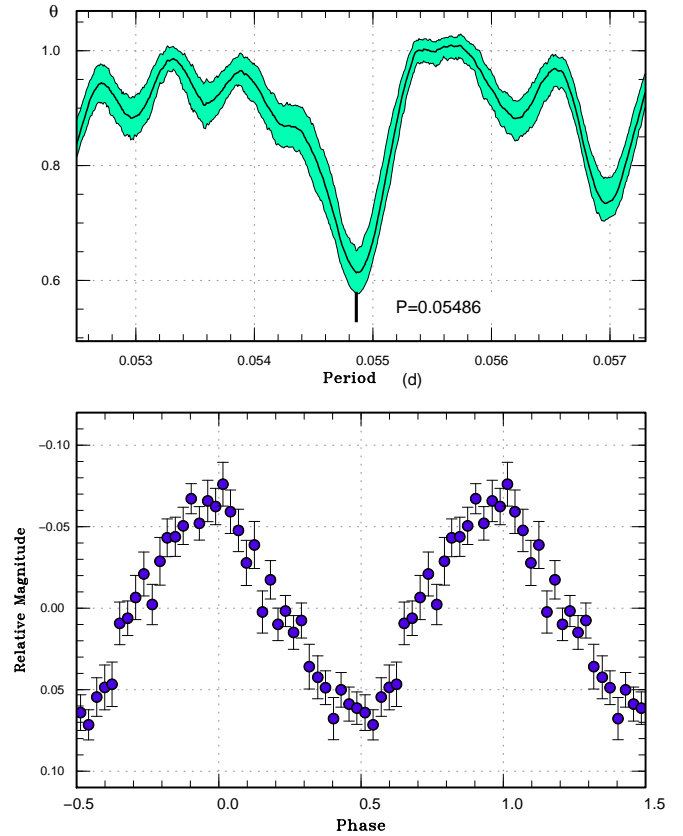
**E-table 59.** Superhump maxima of ASASSN-16lo (2016)

| $E$ | max*       | error  | $O - C^\dagger$ | $N^\ddagger$ |
|-----|------------|--------|-----------------|--------------|
| 0   | 57681.3009 | 0.0007 | -0.0064         | 57           |
| 1   | 57681.3580 | 0.0009 | -0.0041         | 56           |
| 2   | 57681.4156 | 0.0021 | -0.0014         | 27           |
| 38  | 57683.3986 | 0.0005 | 0.0066          | 57           |
| 39  | 57683.4529 | 0.0004 | 0.0060          | 54           |
| 54  | 57684.2738 | 0.0005 | 0.0040          | 45           |
| 55  | 57684.3278 | 0.0005 | 0.0032          | 59           |
| 56  | 57684.3832 | 0.0006 | 0.0037          | 58           |
| 57  | 57684.4378 | 0.0005 | 0.0034          | 56           |
| 84  | 57685.9076 | 0.0041 | -0.0080         | 10           |
| 85  | 57685.9654 | 0.0007 | -0.0051         | 140          |
| 86  | 57686.0235 | 0.0020 | -0.0019         | 72           |

\*BJD-2400000.

$^\dagger$  Against max = 2457681.3073 + 0.054861*E*.

$^\ddagger$  Number of points used to determine the maximum.



**E-figure 53.** Ordinary superhumps in ASASSN-16lo (2016). (Upper): PDM analysis. The interval of BJD 2457681-2457686 was used. (Lower): Phase-averaged profile.

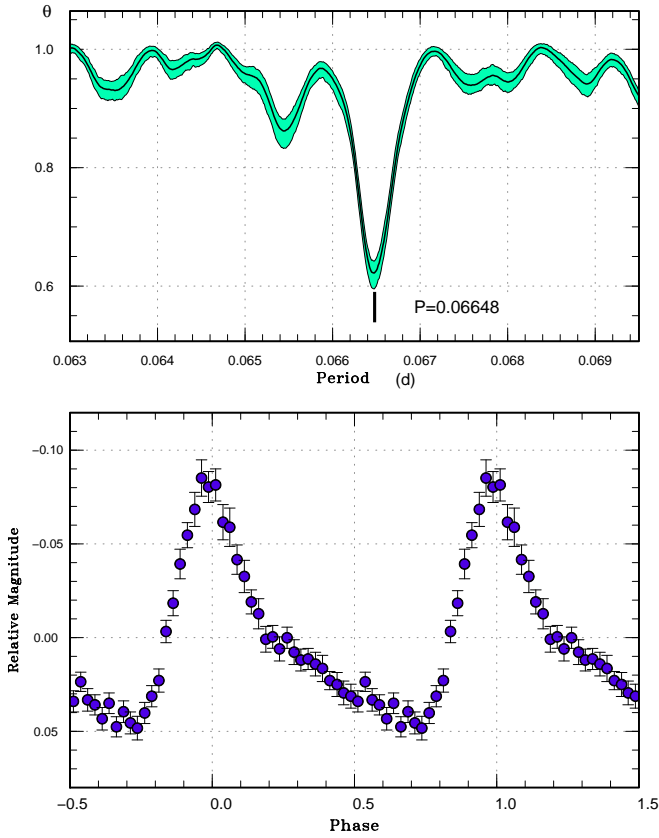
**E-table 60.** Superhump maxima of ASASSN-16mo (2016)

| $E$ | max*       | error  | $O - C^\dagger$ | $N^\ddagger$ |
|-----|------------|--------|-----------------|--------------|
| 0   | 57692.5886 | 0.0005 | 0.0042          | 57           |
| 13  | 57693.4488 | 0.0004 | 0.0001          | 60           |
| 17  | 57693.7134 | 0.0007 | -0.0012         | 46           |
| 23  | 57694.1115 | 0.0003 | -0.0021         | 147          |
| 24  | 57694.1804 | 0.0004 | 0.0004          | 146          |
| 39  | 57695.1761 | 0.0004 | -0.0013         | 113          |
| 40  | 57695.2417 | 0.0005 | -0.0022         | 120          |
| 67  | 57697.0402 | 0.0004 | 0.0012          | 73           |
| 68  | 57697.1059 | 0.0004 | 0.0003          | 73           |
| 69  | 57697.1740 | 0.0004 | 0.0020          | 74           |
| 81  | 57697.9692 | 0.0007 | -0.0007         | 74           |
| 82  | 57698.0352 | 0.0004 | -0.0011         | 74           |
| 83  | 57698.1027 | 0.0005 | -0.0002         | 74           |
| 84  | 57698.1683 | 0.0006 | -0.0011         | 50           |
| 99  | 57699.1652 | 0.0030 | -0.0015         | 50           |
| 112 | 57700.0344 | 0.0048 | 0.0033          | 50           |

\*BJD-2400000.

$^\dagger$  Against max = 2457692.5844 + 0.066488*E*.

$^\ddagger$  Number of points used to determine the maximum.



**E-figure 54.** Superhumps in ASASSN-16mo (2016). (Upper): PDM analysis. (Lower): Phase-averaged profile.

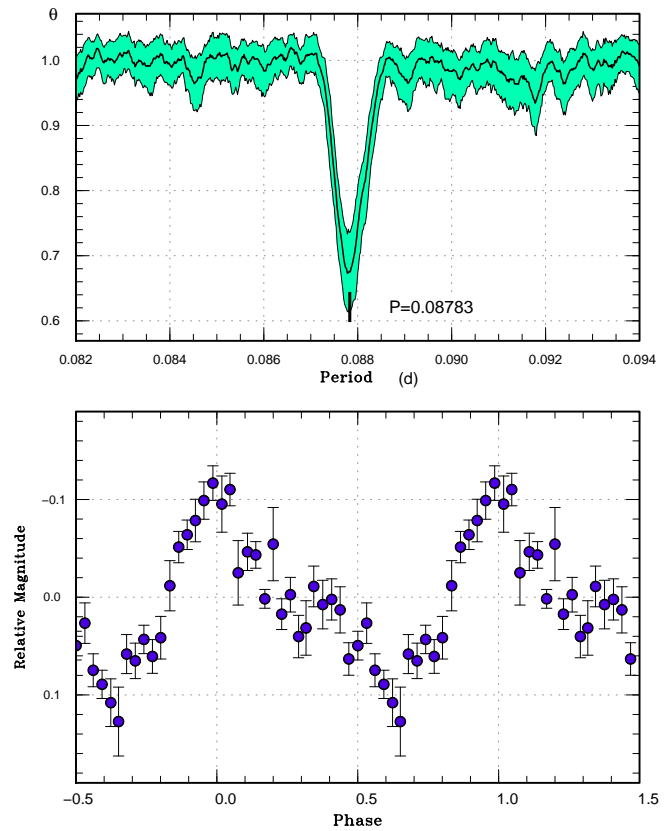
**E-table 61.** Superhump maxima of ASASSN-16my (2016)

| $E$ | max*       | error  | $O - C^\dagger$ | $N^\ddagger$ |
|-----|------------|--------|-----------------|--------------|
| 0   | 57700.7424 | 0.0006 | -0.0065         | 17           |
| 1   | 57700.8318 | 0.0005 | -0.0049         | 17           |
| 12  | 57701.8010 | 0.0009 | -0.0013         | 19           |
| 23  | 57702.7675 | 0.0012 | -0.0004         | 24           |
| 24  | 57702.8628 | 0.0016 | 0.0071          | 8            |
| 34  | 57703.7418 | 0.0029 | 0.0083          | 23           |
| 35  | 57703.8262 | 0.0013 | 0.0049          | 20           |
| 46  | 57704.7908 | 0.0029 | 0.0039          | 19           |
| 52  | 57705.3052 | 0.0025 | -0.0084         | 44           |
| 57  | 57705.7561 | 0.0019 | 0.0035          | 25           |
| 58  | 57705.8428 | 0.0029 | 0.0025          | 14           |
| 68  | 57706.7180 | 0.0042 | -0.0002         | 18           |
| 69  | 57706.8033 | 0.0024 | -0.0027         | 23           |
| 80  | 57707.7724 | 0.0027 | 0.0009          | 27           |
| 81  | 57707.8540 | 0.0061 | -0.0054         | 12           |
| 91  | 57708.7356 | 0.0029 | -0.0015         | 28           |
| 92  | 57708.8251 | 0.0032 | 0.0002          | 21           |

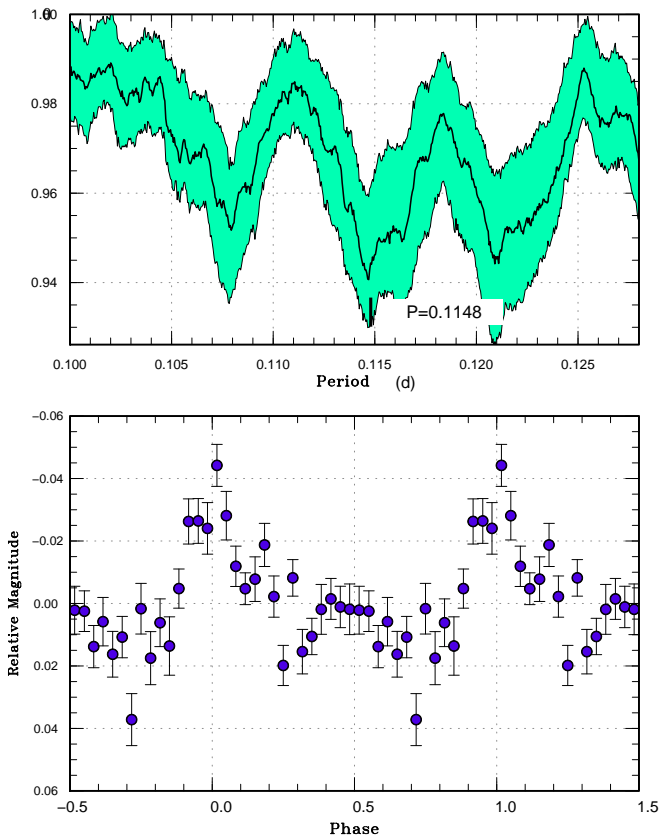
\*BJD-2400000.

$^\dagger$  Against max = 2457700.7489 + 0.087783 $E$ .

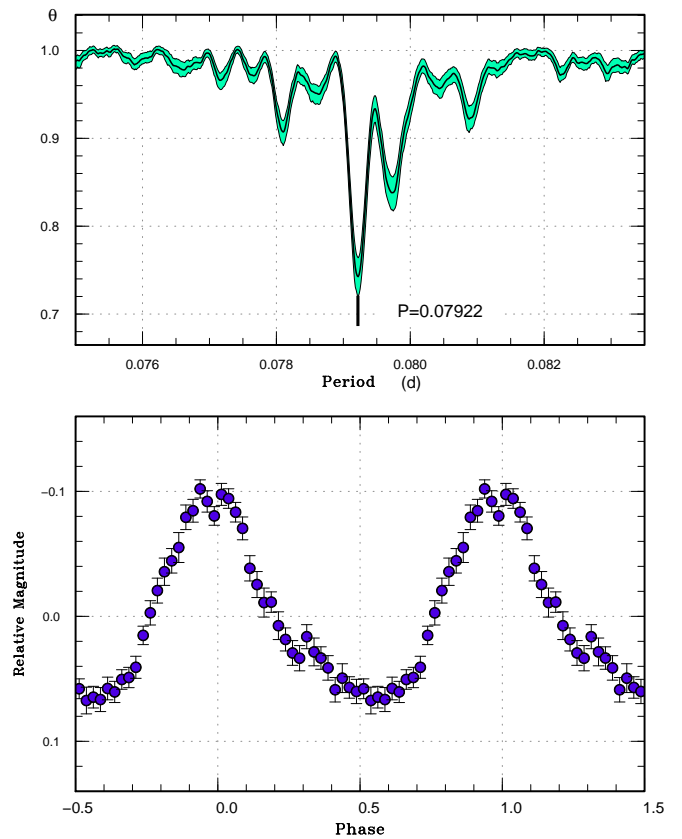
$^\ddagger$  Number of points used to determine the maximum.



**E-figure 55.** Superhumps in ASASSN-16my (2016). (Upper): PDM analysis. (Lower): Phase-averaged profile.



**E-figure 56.** Superhumps in ASASSN-16ni (2016). (Upper): PDM analysis. (Lower): Phase-averaged profile.



**E-figure 57.** Superhumps in ASASSN-16nq (2016). (Upper): PDM analysis. (Lower): Phase-averaged profile.

**E-table 62.** Superhump maxima of ASASSN-16ni (2016)

| $E$ | max*       | error  | $O - C^\dagger$ | $N^\ddagger$ |
|-----|------------|--------|-----------------|--------------|
| 0   | 57717.0368 | 0.0025 | -0.0037         | 257          |
| 1   | 57717.1598 | 0.0026 | 0.0040          | 256          |
| 2   | 57717.2712 | 0.0026 | 0.0001          | 256          |
| 11  | 57718.3078 | 0.0040 | -0.0004         | 337          |

\*BJD-2400000.

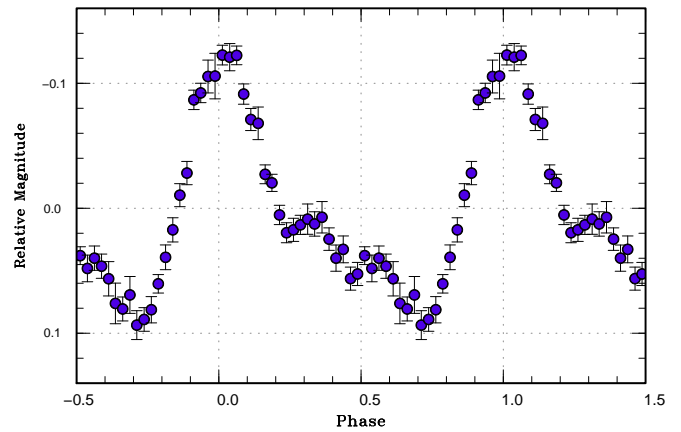
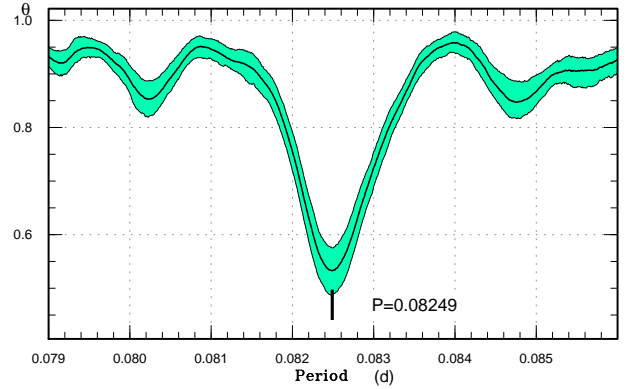
<sup>†</sup>Against max = 2457717.0406 + 0.115242E.

<sup>‡</sup>Number of points used to determine the maximum.

**E-table 63.** Superhump maxima of ASASSN-16nq (2016)

| $E$ | max*       | error  | $O - C^\dagger$ | $N^\ddagger$ |
|-----|------------|--------|-----------------|--------------|
| 0   | 57721.2429 | 0.0005 | -0.0061         | 74           |
| 1   | 57721.3229 | 0.0002 | -0.0053         | 128          |
| 2   | 57721.4021 | 0.0002 | -0.0054         | 147          |
| 8   | 57721.8784 | 0.0006 | -0.0044         | 47           |
| 9   | 57721.9563 | 0.0005 | -0.0058         | 81           |
| 10  | 57722.0339 | 0.0011 | -0.0074         | 82           |
| 12  | 57722.1983 | 0.0045 | -0.0014         | 27           |
| 13  | 57722.2757 | 0.0005 | -0.0032         | 164          |
| 14  | 57722.3563 | 0.0004 | -0.0018         | 252          |
| 15  | 57722.4361 | 0.0005 | -0.0013         | 154          |
| 16  | 57722.5188 | 0.0025 | 0.0022          | 22           |
| 27  | 57723.3906 | 0.0002 | 0.0025          | 87           |
| 28  | 57723.4702 | 0.0003 | 0.0029          | 88           |
| 39  | 57724.3445 | 0.0004 | 0.0057          | 81           |
| 59  | 57725.9337 | 0.0007 | 0.0104          | 83           |
| 60  | 57726.0107 | 0.0010 | 0.0082          | 82           |
| 61  | 57726.0900 | 0.0019 | 0.0083          | 53           |
| 65  | 57726.4091 | 0.0003 | 0.0105          | 87           |
| 66  | 57726.4879 | 0.0007 | 0.0101          | 45           |
| 77  | 57727.3555 | 0.0039 | 0.0062          | 28           |
| 78  | 57727.4377 | 0.0006 | 0.0092          | 86           |
| 111 | 57730.0398 | 0.0015 | -0.0031         | 77           |
| 122 | 57730.9117 | 0.0012 | -0.0028         | 80           |
| 123 | 57730.9881 | 0.0016 | -0.0055         | 79           |
| 135 | 57731.9451 | 0.0038 | 0.0008          | 78           |
| 136 | 57732.0277 | 0.0056 | 0.0042          | 149          |
| 137 | 57732.0859 | 0.0018 | -0.0169         | 75           |
| 147 | 57732.8879 | 0.0013 | -0.0072         | 76           |
| 148 | 57732.9830 | 0.0042 | 0.0087          | 158          |
| 149 | 57733.0476 | 0.0018 | -0.0059         | 56           |
| 153 | 57733.3638 | 0.0006 | -0.0066         | 64           |
| 160 | 57733.9249 | 0.0023 | -0.0001         | 82           |
| 161 | 57733.9942 | 0.0009 | -0.0100         | 81           |
| 198 | 57736.9455 | 0.0045 | 0.0100          | 52           |

\*BJD-2400000.

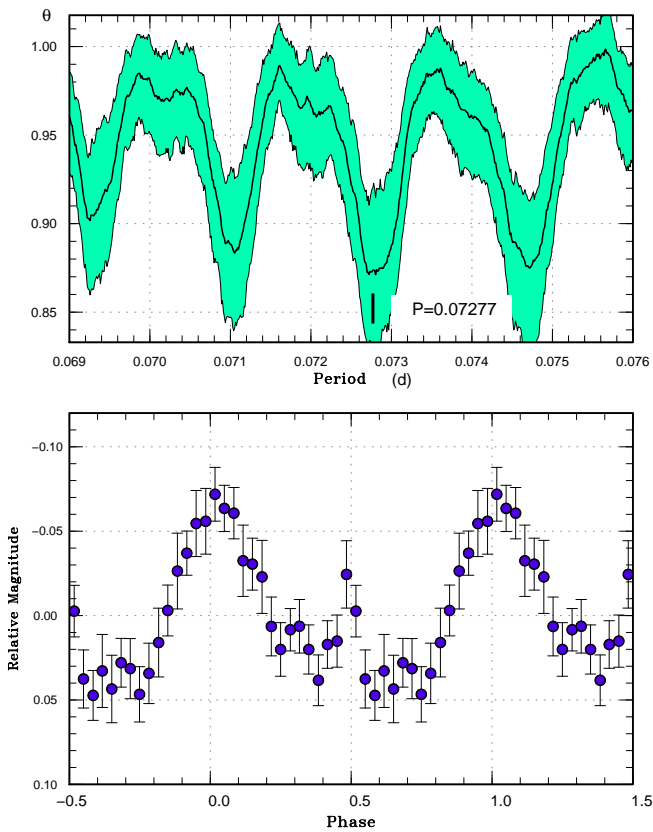
 $^\dagger$ Against max = 2457721.2490 + 0.079225 $E$ . $^\ddagger$ Number of points used to determine the maximum.**E-figure 58.** Superhumps in ASASSN-16nr (2016). (Upper): PDM analysis. (Lower): Phase-averaged profile.**E-table 64.** Superhump maxima of ASASSN-16nr (2016)

| $E$ | max*       | error  | $O - C^\dagger$ | $N^\ddagger$ |
|-----|------------|--------|-----------------|--------------|
| 0   | 57720.6594 | 0.0047 | -0.0044         | 10           |
| 1   | 57720.7443 | 0.0010 | -0.0022         | 22           |
| 2   | 57720.8298 | 0.0026 | 0.0006          | 16           |
| 12  | 57721.6464 | 0.0072 | -0.0098         | 8            |
| 13  | 57721.7419 | 0.0020 | 0.0030          | 21           |
| 14  | 57721.8241 | 0.0020 | 0.0024          | 18           |
| 21  | 57722.4024 | 0.0005 | 0.0018          | 161          |
| 22  | 57722.4874 | 0.0007 | 0.0040          | 165          |
| 23  | 57722.5674 | 0.0005 | 0.0013          | 182          |
| 32  | 57723.3206 | 0.0078 | 0.0102          | 56           |
| 33  | 57723.3915 | 0.0008 | -0.0016         | 190          |
| 34  | 57723.4754 | 0.0007 | -0.0005         | 155          |
| 49  | 57724.7288 | 0.0131 | 0.0123          | 29           |
| 50  | 57724.7952 | 0.0024 | -0.0040         | 30           |
| 58  | 57725.4552 | 0.0005 | -0.0056         | 163          |
| 59  | 57725.5361 | 0.0006 | -0.0074         | 189          |

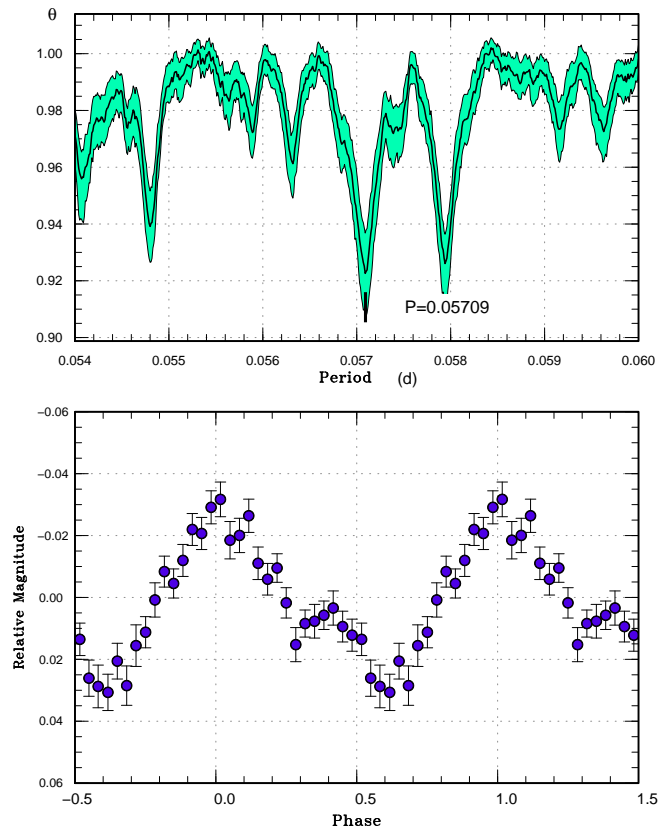
\*BJD-2400000.

 $^\dagger$ Against max = 2457720.6638 + 0.082709 $E$ . $^\ddagger$ Number of points used to determine the maximum.





**E-figure 59.** Superhumps in ASASSN-16nw (2016). (Upper): PDM analysis. (Lower): Phase-averaged profile.



**E-figure 60.** Ordinary superhumps in ASASSN-16ob (2016). The segment of BJD 2457734–2457749 was used. (Upper): PDM analysis. (Lower): Phase-averaged profile.

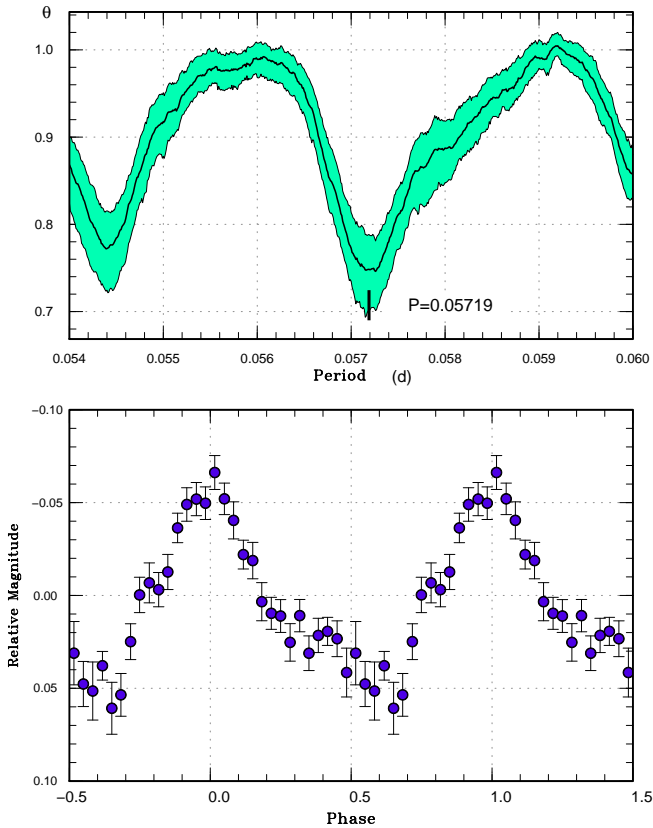
**E-table 65.** Superhump maxima of ASASSN-16nw (2016)

| $E$ | $\max^*$   | error  | $O - C^\dagger$ | $N^\ddagger$ |
|-----|------------|--------|-----------------|--------------|
| 0   | 57724.3969 | 0.0011 | -0.0028         | 72           |
| 1   | 57724.4743 | 0.0015 | 0.0018          | 79           |
| 2   | 57724.5471 | 0.0012 | 0.0018          | 80           |
| 3   | 57724.6175 | 0.0032 | -0.0007         | 35           |
| 39  | 57727.2412 | 0.0067 | 0.0018          | 80           |
| 40  | 57727.3116 | 0.0023 | -0.0006         | 78           |
| 41  | 57727.3802 | 0.0060 | -0.0048         | 74           |
| 42  | 57727.4585 | 0.0029 | 0.0007          | 73           |
| 43  | 57727.5334 | 0.0036 | 0.0027          | 36           |

\*BJD-2400000.

$^\dagger$  Against  $\max = 2457724.3997 + 0.072813E$ .

$^\ddagger$  Number of points used to determine the maximum.



**E-figure 61.** Ordinary superhumps in ASASSN-16ob (2016). The best-observed segment of BJD 2457736–2457740 was used. (Upper): PDM analysis. (Lower): Phase-averaged profile.

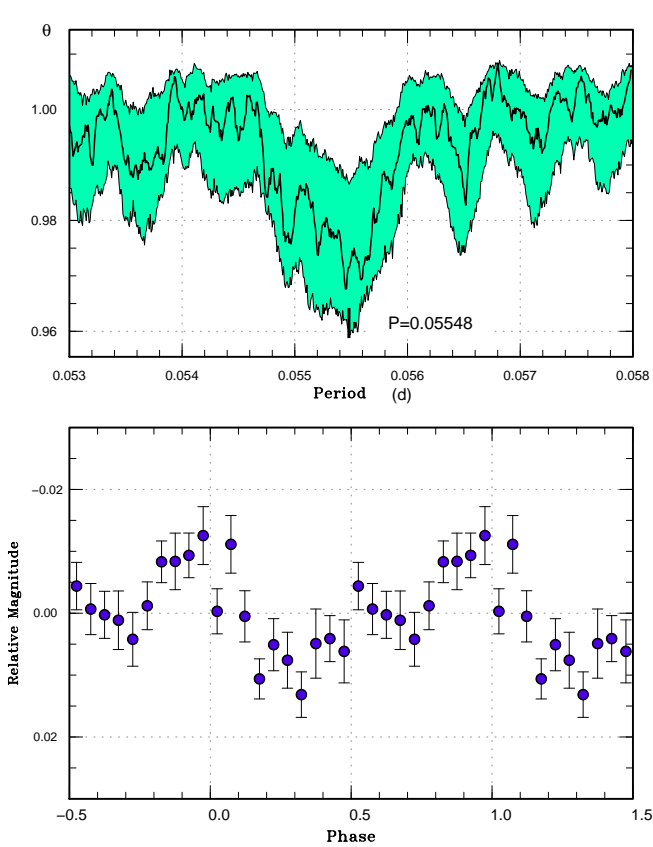
**E-table 66.** Superhump maxima of ASASSN-16ob (2016)

| $E$ | max*       | error  | $O - C^\dagger$ | $N^\ddagger$ |
|-----|------------|--------|-----------------|--------------|
| 0   | 57734.3298 | 0.0094 | -0.0111         | 131          |
| 1   | 57734.3770 | 0.0028 | -0.0210         | 132          |
| 2   | 57734.4519 | 0.0037 | -0.0033         | 132          |
| 3   | 57734.4903 | 0.0031 | -0.0221         | 131          |
| 34  | 57736.2939 | 0.0009 | 0.0087          | 107          |
| 35  | 57736.3500 | 0.0011 | 0.0076          | 131          |
| 36  | 57736.4074 | 0.0012 | 0.0078          | 131          |
| 52  | 57737.3262 | 0.0009 | 0.0117          | 106          |
| 53  | 57737.3825 | 0.0007 | 0.0108          | 131          |
| 54  | 57737.4414 | 0.0007 | 0.0125          | 131          |
| 104 | 57740.2935 | 0.0009 | 0.0054          | 106          |
| 105 | 57740.3464 | 0.0010 | 0.0010          | 130          |
| 106 | 57740.4061 | 0.0010 | 0.0036          | 131          |
| 107 | 57740.4636 | 0.0014 | 0.0039          | 131          |
| 108 | 57740.5184 | 0.0065 | 0.0016          | 32           |
| 109 | 57740.5774 | 0.0019 | 0.0034          | 30           |
| 110 | 57740.6307 | 0.0015 | -0.0006         | 16           |
| 111 | 57740.6879 | 0.0036 | -0.0005         | 10           |
| 112 | 57740.7462 | 0.0023 | 0.0006          | 10           |
| 126 | 57741.5406 | 0.0046 | -0.0056         | 29           |
| 127 | 57741.6035 | 0.0013 | 0.0001          | 25           |
| 128 | 57741.6570 | 0.0032 | -0.0036         | 11           |
| 129 | 57741.7198 | 0.0038 | 0.0020          | 10           |
| 130 | 57741.7789 | 0.0075 | 0.0040          | 10           |
| 248 | 57748.5146 | 0.0021 | -0.0082         | 144          |
| 249 | 57748.5714 | 0.0020 | -0.0086         | 151          |

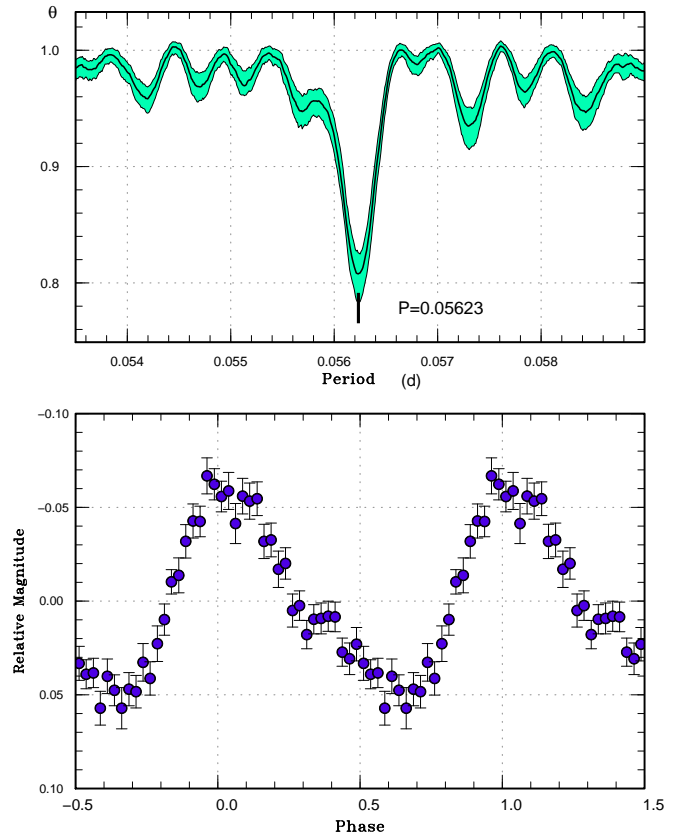
\*BJD-2400000.

$^\dagger$ Against max = 2457734.3409 + 0.057185E.

$^\ddagger$ Number of points used to determine the maximum.



**E-figure 62.** Early superhumps in ASASSN-16oi (2016). (Upper): PDM analysis. (Lower): Phase-averaged profile.

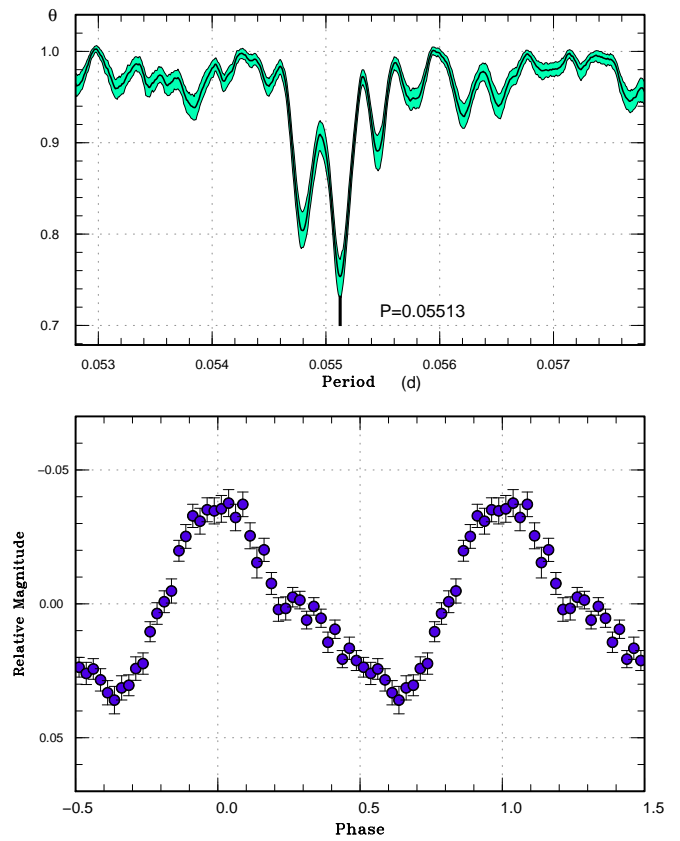


**E-figure 63.** Ordinary superhumps in ASASSN-16oi (2016). The segment of BJD 2457733–2457741 was used. (Upper): PDM analysis. (Lower): Phase-averaged profile.

**E-table 67.** Superhump maxima of ASASSN-16oi (2016)

| $E$ | max*       | error  | $O - C^\dagger$ | $N^\ddagger$ |
|-----|------------|--------|-----------------|--------------|
| 0   | 57733.6808 | 0.0038 | -0.0088         | 25           |
| 2   | 57733.7938 | 0.0012 | -0.0082         | 23           |
| 12  | 57734.3675 | 0.0033 | 0.0027          | 52           |
| 13  | 57734.4273 | 0.0003 | 0.0062          | 129          |
| 14  | 57734.4830 | 0.0003 | 0.0056          | 129          |
| 24  | 57735.0428 | 0.0004 | 0.0027          | 25           |
| 25  | 57735.0991 | 0.0003 | 0.0027          | 34           |
| 26  | 57735.1548 | 0.0004 | 0.0021          | 35           |
| 27  | 57735.2104 | 0.0003 | 0.0014          | 35           |
| 46  | 57736.2774 | 0.0038 | -0.0007         | 69           |
| 47  | 57736.3351 | 0.0009 | 0.0007          | 129          |
| 48  | 57736.3894 | 0.0008 | -0.0013         | 130          |
| 64  | 57737.2917 | 0.0031 | 0.0006          | 71           |
| 65  | 57737.3464 | 0.0010 | -0.0009         | 130          |
| 66  | 57737.4020 | 0.0010 | -0.0017         | 130          |
| 67  | 57737.4573 | 0.0013 | -0.0026         | 74           |
| 118 | 57740.3246 | 0.0015 | -0.0054         | 129          |
| 119 | 57740.3852 | 0.0012 | -0.0010         | 130          |
| 120 | 57740.4389 | 0.0021 | -0.0036         | 130          |
| 121 | 57740.5039 | 0.0017 | 0.0051          | 129          |
| 122 | 57740.5595 | 0.0013 | 0.0044          | 129          |

\*BJD-2400000.

 $^\dagger$ Against max = 2457733.6895 + 0.056275 $E$ . $^\ddagger$ Number of points used to determine the maximum.**E-figure 64.** Ordinary superhumps in ASASSN-16os (2016). (Upper): PDM analysis. (Lower): Phase-averaged profile.

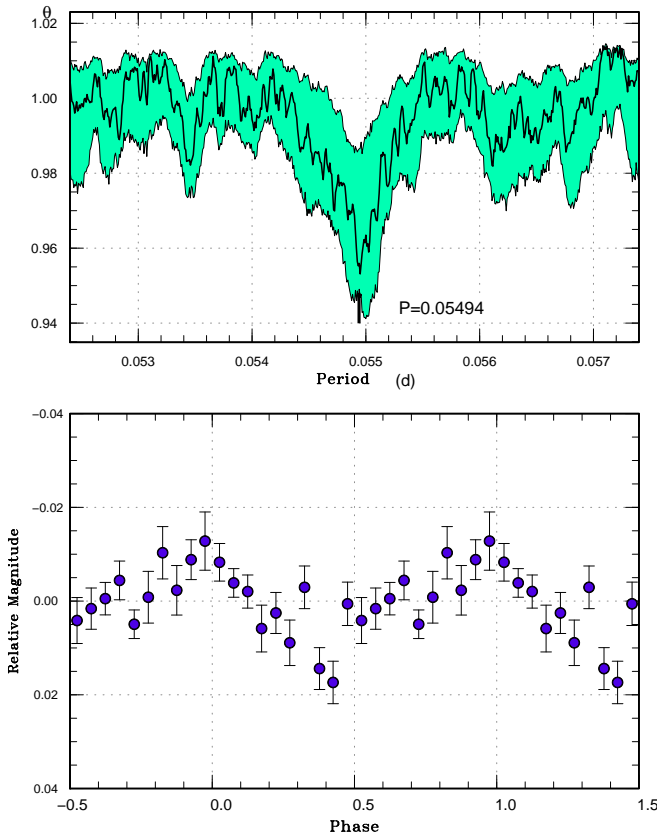
**E-table 68.** Superhump maxima of ASASSN-16os (2016)

| <i>E</i> | max*       | error  | $O - C^\dagger$ | $N^\ddagger$ |
|----------|------------|--------|-----------------|--------------|
| 0        | 57741.4738 | 0.0012 | -0.0195         | 127          |
| 1        | 57741.5276 | 0.0016 | -0.0209         | 127          |
| 2        | 57741.5846 | 0.0014 | -0.0190         | 78           |
| 5        | 57741.7572 | 0.0043 | -0.0118         | 10           |
| 23       | 57742.7630 | 0.0008 | 0.0017          | 7            |
| 24       | 57742.8160 | 0.0019 | -0.0005         | 5            |
| 30       | 57743.1526 | 0.0001 | 0.0054          | 34           |
| 31       | 57743.2073 | 0.0004 | 0.0049          | 30           |
| 39       | 57743.6520 | 0.0007 | 0.0086          | 10           |
| 40       | 57743.7066 | 0.0011 | 0.0080          | 10           |
| 41       | 57743.7597 | 0.0013 | 0.0061          | 9            |
| 42       | 57743.8155 | 0.0020 | 0.0067          | 7            |
| 54       | 57744.4783 | 0.0003 | 0.0080          | 88           |
| 55       | 57744.5320 | 0.0003 | 0.0065          | 109          |
| 57       | 57744.6412 | 0.0018 | 0.0055          | 9            |
| 58       | 57744.6993 | 0.0011 | 0.0084          | 8            |
| 59       | 57744.7506 | 0.0018 | 0.0046          | 8            |
| 60       | 57744.8099 | 0.0014 | 0.0088          | 8            |
| 71       | 57745.4138 | 0.0003 | 0.0062          | 126          |
| 72       | 57745.4675 | 0.0003 | 0.0048          | 124          |
| 73       | 57745.5228 | 0.0005 | 0.0050          | 126          |
| 74       | 57745.5771 | 0.0004 | 0.0041          | 112          |
| 76       | 57745.6872 | 0.0015 | 0.0040          | 9            |
| 77       | 57745.7456 | 0.0025 | 0.0073          | 8            |
| 78       | 57745.7979 | 0.0015 | 0.0045          | 8            |
| 94       | 57746.6774 | 0.0019 | 0.0019          | 8            |
| 95       | 57746.7303 | 0.0012 | -0.0004         | 8            |
| 96       | 57746.7867 | 0.0022 | 0.0009          | 8            |
| 109      | 57747.5020 | 0.0004 | -0.0005         | 127          |
| 110      | 57747.5560 | 0.0004 | -0.0016         | 127          |
| 111      | 57747.6057 | 0.0022 | -0.0070         | 24           |
| 114      | 57747.7703 | 0.0043 | -0.0078         | 9            |
| 119      | 57748.0504 | 0.0004 | -0.0033         | 40           |
| 130      | 57748.6610 | 0.0024 | 0.0008          | 9            |
| 131      | 57748.7165 | 0.0026 | 0.0012          | 10           |
| 132      | 57748.7612 | 0.0032 | -0.0093         | 10           |
| 133      | 57748.8224 | 0.0053 | -0.0031         | 7            |
| 148      | 57749.6455 | 0.0028 | -0.0070         | 10           |
| 149      | 57749.7037 | 0.0013 | -0.0040         | 9            |
| 168      | 57750.7467 | 0.0015 | -0.0084         | 10           |

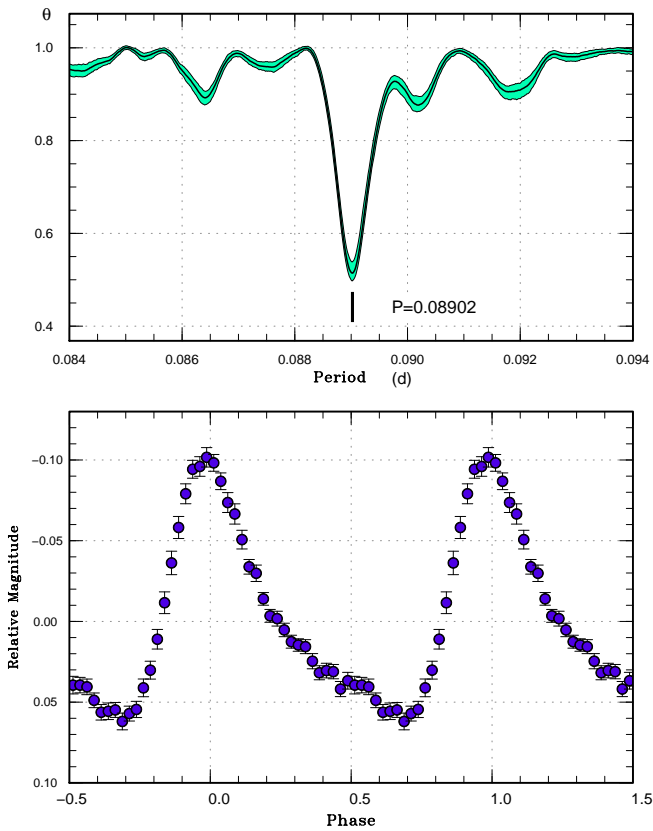
\*BJD-2400000.

†Against max = 2457741.4933 + 0.055130*E*.

‡Number of points used to determine the maximum.



**E-figure 65.** Possible early superhumps in ASASSN-16os (2016). The segment of before BJD 2457741 was used. (Upper): PDM analysis. (Lower): Phase-averaged profile.



**E-figure 66.** Superhumps in ASASSN-16ow (2016). (Upper): PDM analysis. (Lower): Phase-averaged profile.

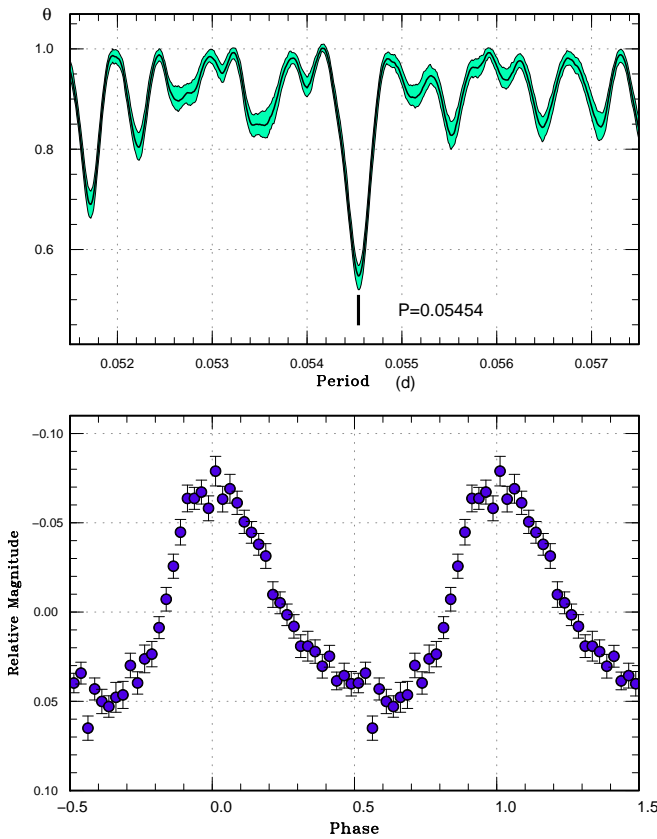
**E-table 69.** Superhump maxima of ASASSN-16ow (2016)

| $E$ | max*       | error  | $O - C^\dagger$ | $N^\ddagger$ |
|-----|------------|--------|-----------------|--------------|
| 0   | 57737.5297 | 0.0003 | -0.0078         | 147          |
| 1   | 57737.6182 | 0.0004 | -0.0083         | 151          |
| 17  | 57739.0492 | 0.0004 | -0.0015         | 175          |
| 18  | 57739.1439 | 0.0023 | 0.0041          | 61           |
| 21  | 57739.4039 | 0.0006 | -0.0029         | 90           |
| 22  | 57739.4951 | 0.0012 | -0.0007         | 52           |
| 29  | 57740.1203 | 0.0004 | 0.0014          | 138          |
| 30  | 57740.2094 | 0.0005 | 0.0015          | 213          |
| 31  | 57740.2984 | 0.0005 | 0.0015          | 275          |
| 34  | 57740.5679 | 0.0004 | 0.0040          | 86           |
| 35  | 57740.6541 | 0.0004 | 0.0012          | 88           |
| 40  | 57741.1031 | 0.0011 | 0.0051          | 92           |
| 55  | 57742.4369 | 0.0005 | 0.0037          | 43           |
| 56  | 57742.5257 | 0.0005 | 0.0035          | 83           |
| 57  | 57742.6176 | 0.0035 | 0.0064          | 21           |
| 62  | 57743.0572 | 0.0014 | 0.0010          | 87           |
| 66  | 57743.4140 | 0.0004 | 0.0017          | 109          |
| 67  | 57743.5031 | 0.0004 | 0.0018          | 117          |
| 68  | 57743.5939 | 0.0005 | 0.0036          | 81           |
| 79  | 57744.5678 | 0.0021 | -0.0017         | 22           |
| 88  | 57745.3689 | 0.0005 | -0.0017         | 96           |
| 89  | 57745.4573 | 0.0004 | -0.0023         | 146          |
| 90  | 57745.5452 | 0.0004 | -0.0034         | 162          |
| 96  | 57746.0808 | 0.0019 | -0.0018         | 65           |
| 97  | 57746.1686 | 0.0010 | -0.0031         | 77           |
| 100 | 57746.4366 | 0.0005 | -0.0021         | 85           |
| 101 | 57746.5261 | 0.0007 | -0.0016         | 106          |
| 102 | 57746.6155 | 0.0016 | -0.0013         | 47           |

\*BJD-2400000.

$^\dagger$ Against max = 2457737.5375 + 0.089011E.

$^\ddagger$ Number of points used to determine the maximum.



**E-figure 67.** Ordinary superhumps in ASASSN-17aa (2017). (Upper): PDM analysis. (Lower): Phase-averaged profile.

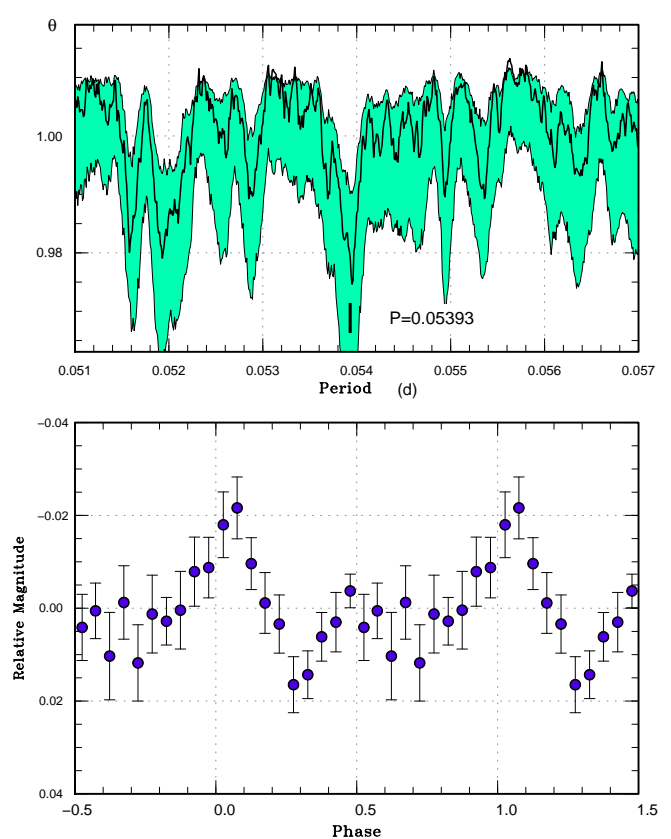
**E-table 70.** Superhump maxima of ASASSN-17aa (2017)

| $E$ | max*       | error  | $O - C^\dagger$ | $N^\ddagger$ |
|-----|------------|--------|-----------------|--------------|
| 0   | 57765.2954 | 0.0008 | 0.0036          | 106          |
| 1   | 57765.3520 | 0.0005 | 0.0056          | 126          |
| 2   | 57765.4052 | 0.0004 | 0.0041          | 104          |
| 51  | 57768.0754 | 0.0004 | -0.0006         | 49           |
| 56  | 57768.3470 | 0.0005 | -0.0019         | 125          |
| 57  | 57768.3998 | 0.0004 | -0.0037         | 112          |
| 69  | 57769.0551 | 0.0006 | -0.0035         | 49           |
| 70  | 57769.1111 | 0.0005 | -0.0020         | 49           |
| 71  | 57769.1652 | 0.0007 | -0.0026         | 49           |
| 72  | 57769.2200 | 0.0007 | -0.0024         | 48           |
| 92  | 57770.3135 | 0.0023 | -0.0007         | 78           |
| 93  | 57770.3664 | 0.0005 | -0.0024         | 125          |
| 111 | 57771.3500 | 0.0006 | -0.0013         | 101          |
| 112 | 57771.4045 | 0.0006 | -0.0015         | 126          |
| 180 | 57775.1205 | 0.0016 | 0.0024          | 29           |
| 181 | 57775.1763 | 0.0009 | 0.0036          | 49           |
| 182 | 57775.2306 | 0.0008 | 0.0033          | 49           |

\*BJD-2400000.

$^\dagger$  Against max = 2457765.2918 + 0.054591*E*.

$^\ddagger$  Number of points used to determine the maximum.



**E-figure 68.** Possible early superhumps in ASASSN-17aa (2017). (Upper): PDM analysis. (Lower): Phase-averaged profile.

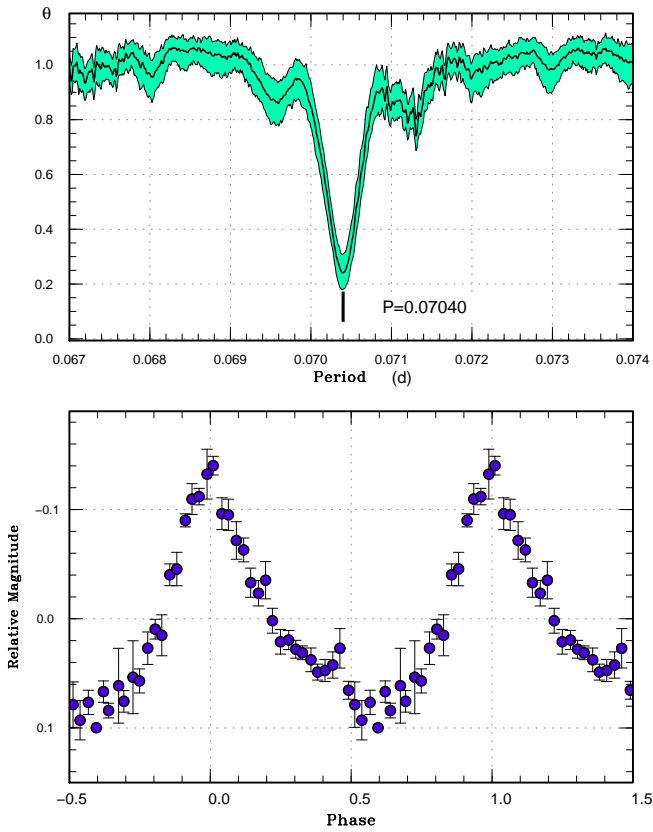
**E-table 71.** Superhump maxima of ASASSN-17ab (2017)

| $E$ | max*       | error  | $O - C^\dagger$ | $N^\ddagger$ |
|-----|------------|--------|-----------------|--------------|
| 0   | 57756.6178 | 0.0026 | -0.0016         | 9            |
| 1   | 57756.6869 | 0.0006 | -0.0029         | 13           |
| 2   | 57756.7610 | 0.0004 | 0.0008          | 12           |
| 15  | 57757.6768 | 0.0009 | 0.0014          | 13           |
| 16  | 57757.7470 | 0.0008 | 0.0011          | 13           |
| 17  | 57757.8183 | 0.0003 | 0.0020          | 12           |
| 29  | 57758.6617 | 0.0006 | 0.0007          | 12           |
| 30  | 57758.7314 | 0.0008 | -0.0001         | 13           |
| 31  | 57758.8006 | 0.0009 | -0.0012         | 13           |
| 44  | 57759.7163 | 0.0010 | -0.0007         | 13           |
| 45  | 57759.7882 | 0.0010 | 0.0009          | 13           |
| 86  | 57762.6714 | 0.0045 | -0.0023         | 12           |
| 87  | 57762.7456 | 0.0013 | 0.0014          | 12           |
| 88  | 57762.8169 | 0.0013 | 0.0024          | 13           |
| 101 | 57763.7288 | 0.0015 | -0.0009         | 11           |
| 102 | 57763.7990 | 0.0008 | -0.0011         | 14           |

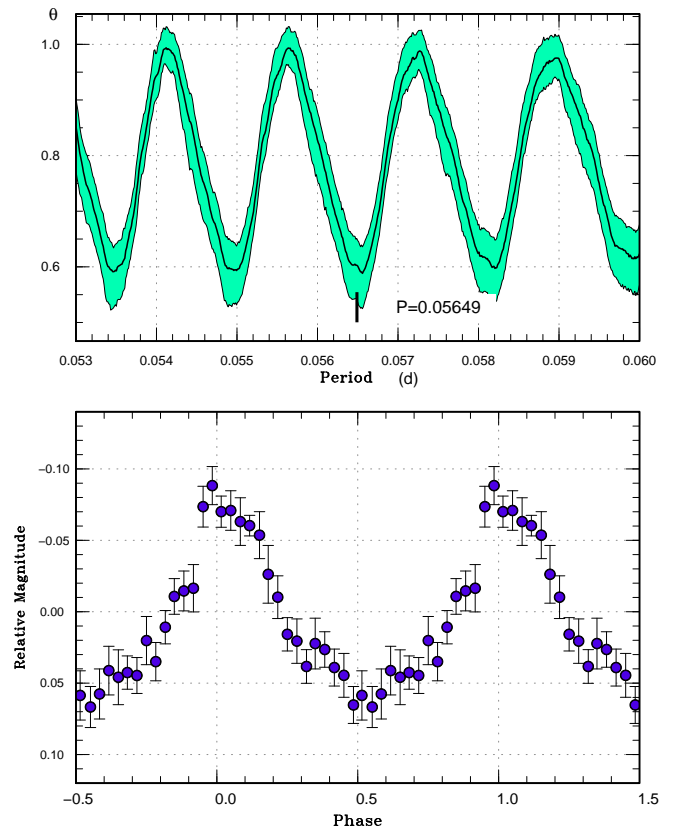
\*BJD-2400000.

$^\dagger$  Against max = 2457756.6194 + 0.070399*E*.

$^\ddagger$  Number of points used to determine the maximum.



**E-figure 69.** Superhumps in ASASSN-17ab (2017). (Upper): PDM analysis. (Lower): Phase-averaged profile.



**E-figure 70.** Superhumps in ASASSN-17az (2017). (Upper): PDM analysis. The most likely alias based on  $O - C$  analysis was chosen. (Lower): Phase-averaged profile.

**E-table 72.** Superhump maxima of ASASSN-17az (2017)

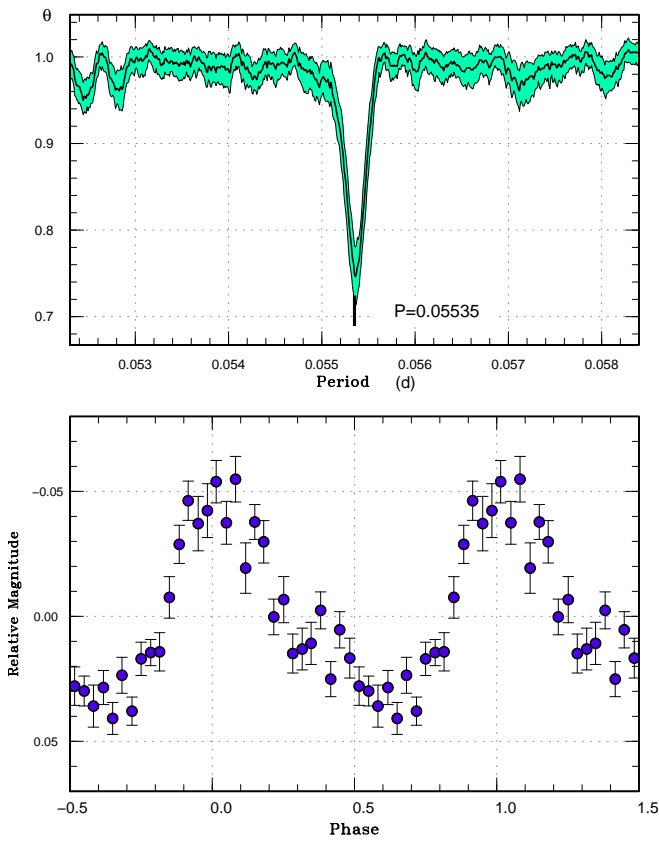
| $E$ | max*       | error  | $O - C^\dagger$ | $N^\ddagger$ |
|-----|------------|--------|-----------------|--------------|
| 0   | 57783.3017 | 0.0005 | -0.0006         | 130          |
| 1   | 57783.3594 | 0.0022 | 0.0006          | 76           |
| 35  | 57785.2807 | 0.0016 | 0.0012          | 82           |
| 36  | 57785.3348 | 0.0011 | -0.0012         | 129          |

\*BJD-2400000.

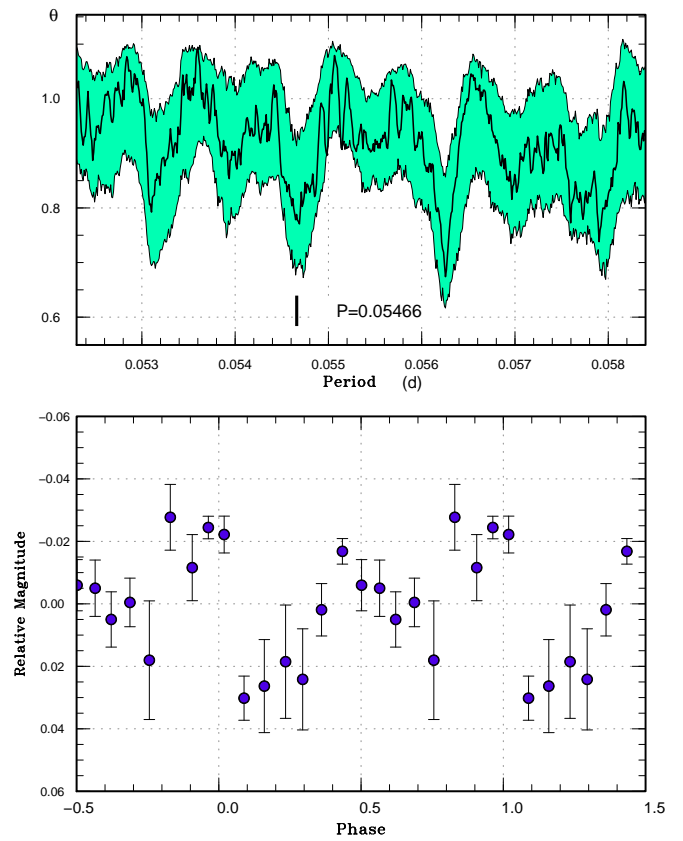
$^\dagger$  Against max =  $2457783.3023 + 0.056492E$ .

$^\ddagger$  Number of points used to determine the maximum.





**E-figure 71.** Ordinary superhumps in ASASSN-17bl (2017). (Upper): PDM analysis. (Lower): Phase-averaged profile.

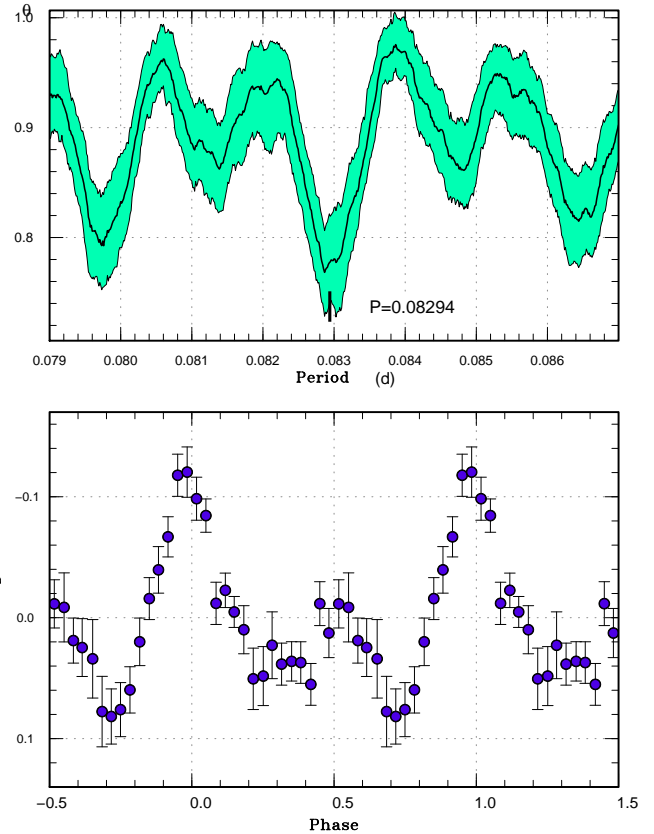


**E-figure 72.** Possible early superhumps in ASASSN-17bl (2017). (Upper): PDM analysis. (Lower): Phase-averaged profile.

**E-table 73.** Superhump maxima of ASASSN-17bl (2017)

| $E$ | max*       | error  | $O - C^\dagger$ | $N^\ddagger$ |
|-----|------------|--------|-----------------|--------------|
| 0   | 57788.6964 | 0.0020 | -0.0151         | 10           |
| 1   | 57788.7494 | 0.0020 | -0.0176         | 12           |
| 2   | 57788.8101 | 0.0046 | -0.0123         | 12           |
| 35  | 57790.6538 | 0.0029 | 0.0035          | 9            |
| 36  | 57790.7135 | 0.0027 | 0.0078          | 8            |
| 37  | 57790.7666 | 0.0011 | 0.0055          | 9            |
| 38  | 57790.8238 | 0.0008 | 0.0073          | 9            |
| 43  | 57791.0939 | 0.0027 | 0.0004          | 12           |
| 53  | 57791.6557 | 0.0029 | 0.0083          | 9            |
| 54  | 57791.7093 | 0.0015 | 0.0065          | 8            |
| 55  | 57791.7620 | 0.0026 | 0.0039          | 8            |
| 56  | 57791.8193 | 0.0024 | 0.0057          | 8            |
| 71  | 57792.6505 | 0.0024 | 0.0060          | 9            |
| 72  | 57792.7069 | 0.0048 | 0.0071          | 9            |
| 73  | 57792.7601 | 0.0023 | 0.0049          | 9            |
| 74  | 57792.8141 | 0.0017 | 0.0035          | 10           |
| 75  | 57792.8664 | 0.0015 | 0.0004          | 6            |
| 79  | 57793.0867 | 0.0050 | -0.0009         | 13           |
| 89  | 57793.6408 | 0.0022 | -0.0007         | 10           |
| 90  | 57793.6989 | 0.0046 | 0.0020          | 9            |
| 91  | 57793.7539 | 0.0036 | 0.0016          | 9            |
| 92  | 57793.8126 | 0.0045 | 0.0049          | 10           |
| 93  | 57793.8611 | 0.0016 | -0.0021         | 8            |
| 97  | 57794.0852 | 0.0004 | 0.0005          | 33           |
| 98  | 57794.1388 | 0.0006 | -0.0013         | 35           |
| 99  | 57794.1944 | 0.0006 | -0.0011         | 35           |
| 100 | 57794.2504 | 0.0006 | -0.0005         | 34           |
| 110 | 57794.8038 | 0.0020 | -0.0010         | 10           |
| 132 | 57796.0206 | 0.0012 | -0.0029         | 31           |
| 133 | 57796.0729 | 0.0019 | -0.0059         | 34           |
| 147 | 57796.8495 | 0.0019 | -0.0049         | 35           |
| 162 | 57797.6856 | 0.0018 | 0.0004          | 8            |
| 163 | 57797.7424 | 0.0024 | 0.0017          | 10           |
| 164 | 57797.7939 | 0.0027 | -0.0022         | 14           |
| 180 | 57798.6742 | 0.0036 | -0.0082         | 9            |
| 182 | 57798.7861 | 0.0016 | -0.0071         | 24           |
| 183 | 57798.8476 | 0.0022 | -0.0009         | 17           |
| 189 | 57799.1785 | 0.0011 | -0.0024         | 24           |
| 191 | 57799.2947 | 0.0045 | 0.0030          | 13           |
| 199 | 57799.7322 | 0.0022 | -0.0026         | 10           |
| 200 | 57799.7852 | 0.0016 | -0.0051         | 25           |
| 201 | 57799.8441 | 0.0035 | -0.0015         | 20           |
| 204 | 57800.0146 | 0.0021 | 0.0028          | 9            |
| 217 | 57800.7303 | 0.0031 | -0.0016         | 9            |
| 235 | 57801.7365 | 0.0044 | 0.0075          | 11           |
| 236 | 57801.7843 | 0.0029 | -0.0001         | 18           |
| 237 | 57801.8429 | 0.0040 | 0.0031          | 16           |

\*BJD-2400000.

 $\dagger$ Against max = 2457788.7115 + 0.055393E. $\ddagger$ Number of points used to determine the maximum.**E-figure 73.** Superhumps in ASASSN-17bm (2017). (Upper): PDM analysis. (Lower): Phase-averaged profile.**E-table 74.** Superhump maxima of ASASSN-17bm (2017)

| $E$ | max*       | error  | $O - C^\dagger$ | $N^\ddagger$ |
|-----|------------|--------|-----------------|--------------|
| 0   | 57783.3970 | 0.0007 | 0.0005          | 152          |
| 24  | 57785.3910 | 0.0017 | 0.0018          | 155          |
| 25  | 57785.4720 | 0.0011 | -0.0002         | 191          |
| 28  | 57785.7252 | 0.0039 | 0.0038          | 12           |
| 29  | 57785.7979 | 0.0058 | -0.0065         | 15           |
| 52  | 57787.7031 | 0.0036 | -0.0110         | 12           |
| 53  | 57787.8088 | 0.0073 | 0.0117          | 18           |

\*BJD-2400000.

 $\dagger$ Against max = 2457783.3965 + 0.083032E. $\ddagger$ Number of points used to determine the maximum.

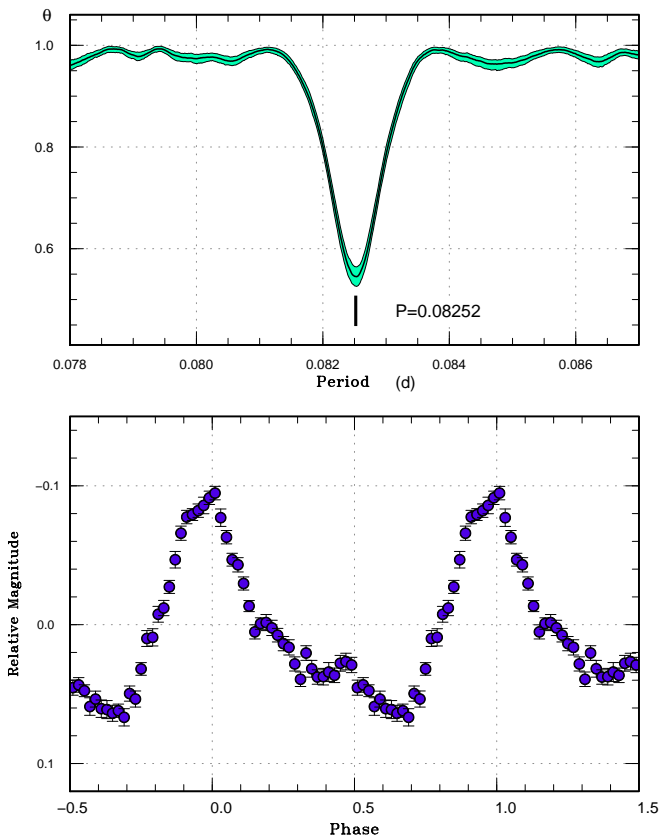
**E-table 75.** Superhump maxima of ASASSN-17bv (2017)

| <i>E</i> | max*       | error  | $O - C^\dagger$ | $N^\ddagger$ |
|----------|------------|--------|-----------------|--------------|
| 0        | 57787.7449 | 0.0007 | -0.0074         | 18           |
| 1        | 57787.8269 | 0.0011 | -0.0079         | 17           |
| 12       | 57788.7425 | 0.0015 | -0.0007         | 17           |
| 13       | 57788.8231 | 0.0011 | -0.0027         | 17           |
| 33       | 57790.4778 | 0.0013 | 0.0005          | 100          |
| 34       | 57790.5623 | 0.0005 | 0.0024          | 156          |
| 35       | 57790.6439 | 0.0015 | 0.0014          | 11           |
| 36       | 57790.7266 | 0.0019 | 0.0015          | 12           |
| 37       | 57790.8088 | 0.0012 | 0.0012          | 13           |
| 40       | 57791.0590 | 0.0003 | 0.0036          | 62           |
| 44       | 57791.3876 | 0.0007 | 0.0019          | 135          |
| 45       | 57791.4710 | 0.0005 | 0.0028          | 190          |
| 46       | 57791.5532 | 0.0005 | 0.0023          | 196          |
| 47       | 57791.6370 | 0.0018 | 0.0036          | 9            |
| 48       | 57791.7178 | 0.0020 | 0.0018          | 12           |
| 49       | 57791.8009 | 0.0017 | 0.0023          | 13           |
| 52       | 57792.0484 | 0.0008 | 0.0021          | 42           |
| 58       | 57792.5468 | 0.0025 | 0.0050          | 22           |
| 60       | 57792.7110 | 0.0023 | 0.0040          | 13           |
| 61       | 57792.7923 | 0.0016 | 0.0028          | 14           |
| 62       | 57792.8777 | 0.0032 | 0.0056          | 6            |
| 64       | 57793.0381 | 0.0003 | 0.0009          | 150          |
| 65       | 57793.1201 | 0.0004 | 0.0003          | 136          |
| 66       | 57793.2012 | 0.0004 | -0.0012         | 148          |
| 67       | 57793.2832 | 0.0009 | -0.0018         | 167          |
| 70       | 57793.5330 | 0.0009 | 0.0003          | 176          |
| 71       | 57793.6156 | 0.0012 | 0.0003          | 146          |
| 76       | 57794.0267 | 0.0004 | -0.0014         | 124          |
| 77       | 57794.1092 | 0.0007 | -0.0015         | 120          |
| 78       | 57794.1930 | 0.0006 | -0.0004         | 148          |
| 79       | 57794.2704 | 0.0011 | -0.0055         | 141          |
| 80       | 57794.3575 | 0.0016 | -0.0010         | 187          |
| 81       | 57794.4385 | 0.0009 | -0.0026         | 189          |
| 82       | 57794.5217 | 0.0012 | -0.0020         | 189          |
| 88       | 57795.0138 | 0.0063 | -0.0053         | 92           |
| 89       | 57795.1017 | 0.0036 | 0.0000          | 94           |
| 90       | 57795.1805 | 0.0011 | -0.0037         | 148          |
| 91       | 57795.2671 | 0.0011 | 0.0003          | 110          |
| 96       | 57795.6842 | 0.0029 | 0.0045          | 10           |
| 97       | 57795.7538 | 0.0050 | -0.0085         | 10           |
| 100      | 57796.0153 | 0.0024 | 0.0053          | 32           |
| 102      | 57796.1715 | 0.0033 | -0.0037         | 44           |
| 103      | 57796.2583 | 0.0022 | 0.0005          | 46           |

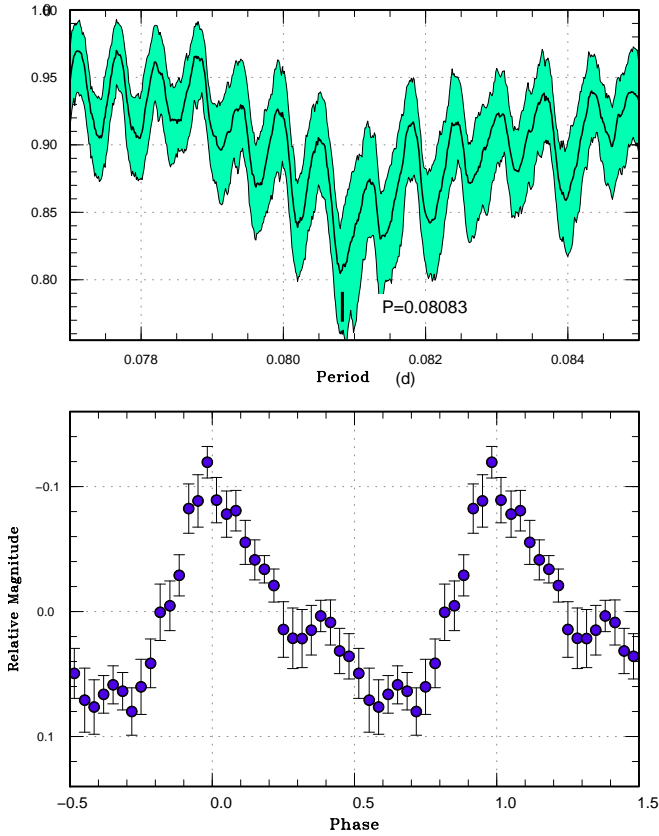
\*BJD-2400000.

$^\dagger$ Against max = 2457787.7523 + 0.082578*E*.

$^\ddagger$ Number of points used to determine the maximum.



**E-figure 74.** Superhumps in ASASSN-17bv (2017). (Upper): PDM analysis. (Lower): Phase-averaged profile.



**E-figure 75.** Superhumps in ASASSN-17ce (2017). (Upper): PDM analysis. (Lower): Phase-averaged profile.

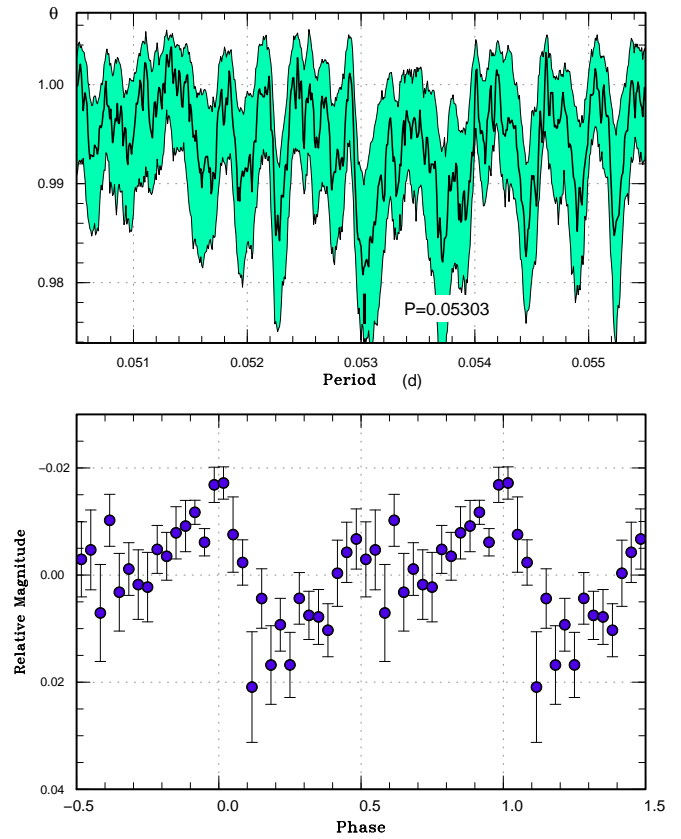
**E-table 76.** Superhump maxima of ASASSN-17ce (2017)

| $E$ | max*       | error  | $O - C^\dagger$ | $N^\ddagger$ |
|-----|------------|--------|-----------------|--------------|
| 0   | 57800.0338 | 0.0003 | -0.0028         | 73           |
| 1   | 57800.1148 | 0.0002 | -0.0026         | 73           |
| 4   | 57800.3530 | 0.0030 | -0.0069         | 74           |
| 5   | 57800.4405 | 0.0004 | -0.0003         | 186          |
| 6   | 57800.5221 | 0.0007 | 0.0005          | 128          |
| 21  | 57801.7390 | 0.0014 | 0.0047          | 17           |
| 22  | 57801.8220 | 0.0009 | 0.0069          | 24           |
| 26  | 57802.1414 | 0.0008 | 0.0029          | 25           |
| 59  | 57804.8064 | 0.0011 | -0.0001         | 26           |
| 88  | 57807.1428 | 0.0018 | -0.0083         | 50           |
| 89  | 57807.2411 | 0.0018 | 0.0092          | 45           |
| 90  | 57807.3114 | 0.0057 | -0.0013         | 13           |
| 138 | 57811.1967 | 0.0051 | 0.0033          | 44           |
| 139 | 57811.2692 | 0.0065 | -0.0051         | 47           |

\*BJD-2400000.

$^\dagger$ Against max = 2457800.0365 + 0.080847*E*.

$^\ddagger$ Number of points used to determine the maximum.



**E-figure 76.** Early superhumps in ASASSN-17cn (2017). (Upper): PDM analysis. (Lower): Phase-averaged profile.

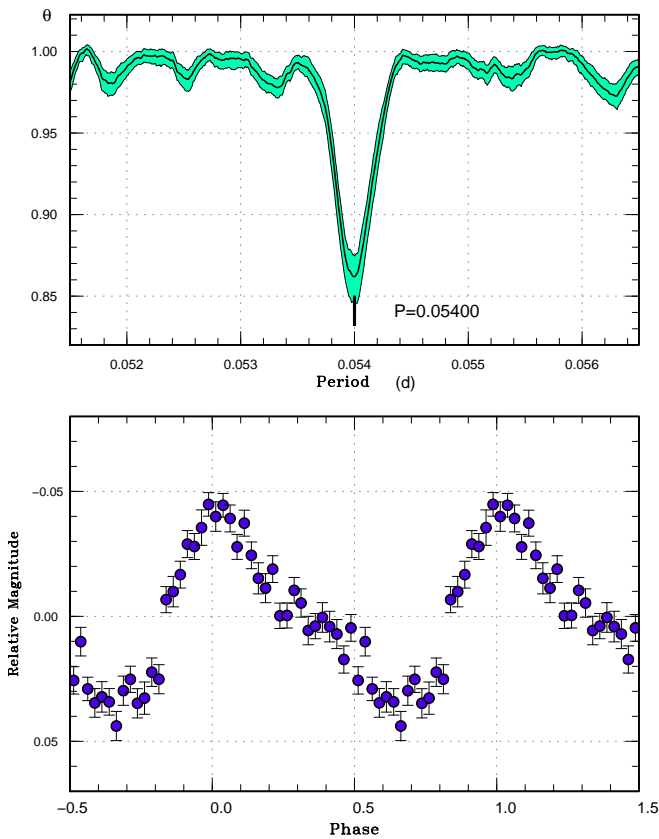
**E-table 77.** Superhump maxima of ASASSN-17cn (2017)

| $E$ | max*       | error  | $O - C^\dagger$ | $N^\ddagger$ |
|-----|------------|--------|-----------------|--------------|
| 0   | 57818.2910 | 0.0011 | 0.0081          | 113          |
| 1   | 57818.3398 | 0.0008 | 0.0030          | 124          |
| 2   | 57818.3934 | 0.0010 | 0.0026          | 123          |
| 3   | 57818.4483 | 0.0013 | 0.0033          | 95           |
| 19  | 57819.3097 | 0.0010 | 0.0004          | 124          |
| 20  | 57819.3626 | 0.0009 | -0.0007         | 124          |
| 21  | 57819.4217 | 0.0014 | 0.0043          | 123          |
| 22  | 57819.4730 | 0.0014 | 0.0016          | 125          |
| 23  | 57819.5254 | 0.0008 | -0.0000         | 124          |
| 37  | 57820.2801 | 0.0009 | -0.0016         | 114          |
| 38  | 57820.3336 | 0.0009 | -0.0022         | 124          |
| 39  | 57820.3899 | 0.0011 | 0.0001          | 124          |
| 40  | 57820.4428 | 0.0010 | -0.0011         | 123          |
| 41  | 57820.4971 | 0.0008 | -0.0007         | 124          |
| 42  | 57820.5506 | 0.0007 | -0.0013         | 124          |
| 51  | 57821.0406 | 0.0030 | 0.0025          | 39           |
| 52  | 57821.0889 | 0.0007 | -0.0032         | 52           |
| 53  | 57821.1420 | 0.0008 | -0.0041         | 49           |
| 54  | 57821.1980 | 0.0005 | -0.0021         | 49           |
| 55  | 57821.2512 | 0.0017 | -0.0030         | 36           |
| 60  | 57821.5229 | 0.0014 | -0.0014         | 26           |
| 63  | 57821.6834 | 0.0024 | -0.0029         | 21           |
| 74  | 57822.2754 | 0.0015 | -0.0053         | 120          |
| 75  | 57822.3341 | 0.0026 | -0.0006         | 124          |
| 76  | 57822.3882 | 0.0017 | -0.0005         | 124          |
| 77  | 57822.4413 | 0.0031 | -0.0014         | 124          |
| 79  | 57822.5503 | 0.0017 | -0.0004         | 125          |
| 81  | 57822.6557 | 0.0023 | -0.0030         | 12           |
| 94  | 57823.3604 | 0.0012 | -0.0007         | 124          |
| 95  | 57823.4122 | 0.0015 | -0.0029         | 124          |
| 96  | 57823.4674 | 0.0014 | -0.0018         | 124          |
| 97  | 57823.5220 | 0.0020 | -0.0012         | 125          |
| 137 | 57825.6893 | 0.0031 | 0.0052          | 18           |
| 152 | 57826.5008 | 0.0018 | 0.0063          | 16           |
| 154 | 57826.6050 | 0.0030 | 0.0025          | 17           |
| 173 | 57827.6311 | 0.0024 | 0.0021          | 17           |

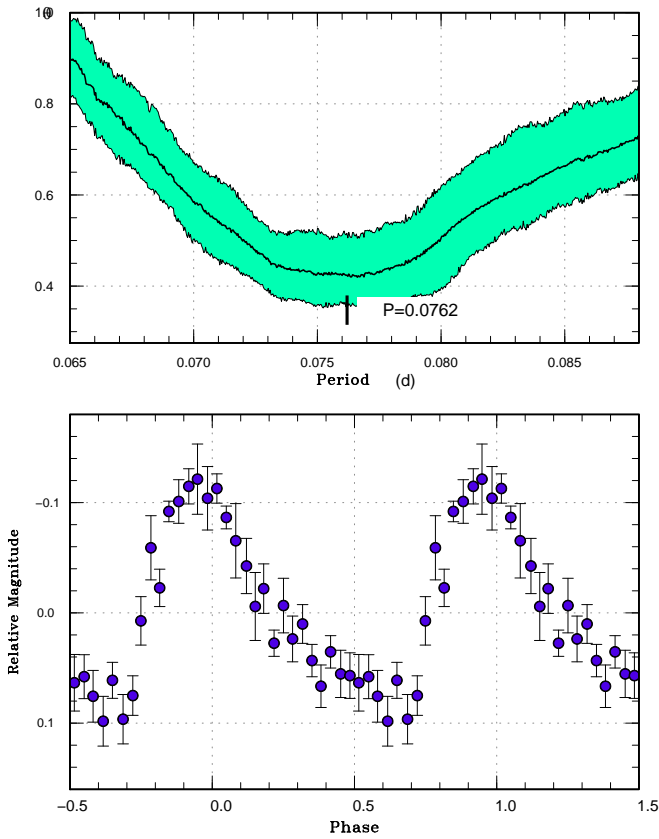
\*BJD-2400000.

$^\dagger$  Against max = 2457818.2828 + 0.054024*E*.

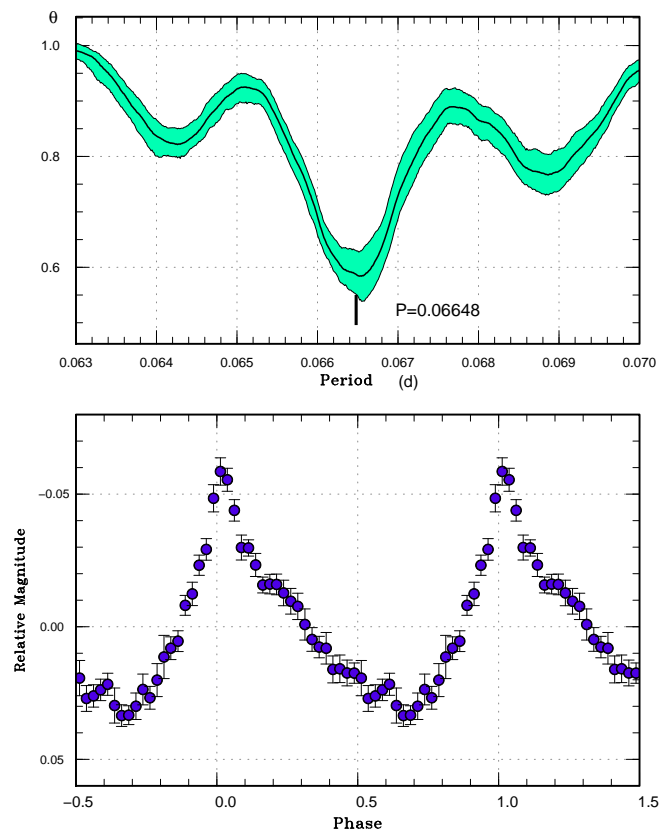
$^\ddagger$  Number of points used to determine the maximum.



**E-figure 77.** Ordinary superhumps in ASASSN-17cn (2017). (Upper): PDM analysis. (Lower): Phase-averaged profile.



**E-figure 78.** Superhumps in ASASSN-17cx (2017). (Upper): PDM analysis. (Lower): Phase-averaged profile.



**E-figure 79.** Superhumps in ASASSN-17dg (2017). (Upper): PDM analysis. (Lower): Phase-averaged profile.

**E-table 78.** Superhump maxima of ASASSN-17dg (2017)

| <i>E</i> | max*       | error  | $O - C^\dagger$ | $N^\ddagger$ |
|----------|------------|--------|-----------------|--------------|
| 0        | 57821.8464 | 0.0010 | 0.0006          | 26           |
| 3        | 57822.0427 | 0.0008 | -0.0026         | 60           |
| 4        | 57822.1111 | 0.0006 | -0.0006         | 60           |
| 5        | 57822.1761 | 0.0007 | -0.0021         | 60           |
| 6        | 57822.2435 | 0.0007 | -0.0012         | 60           |
| 8        | 57822.3801 | 0.0007 | 0.0025          | 154          |
| 9        | 57822.4440 | 0.0006 | -0.0001         | 153          |
| 10       | 57822.5110 | 0.0005 | 0.0004          | 154          |
| 11       | 57822.5782 | 0.0005 | 0.0012          | 153          |
| 15       | 57822.8451 | 0.0014 | 0.0021          | 27           |
| 21       | 57823.2440 | 0.0010 | 0.0021          | 31           |
| 33       | 57824.0393 | 0.0010 | -0.0003         | 60           |
| 34       | 57824.1098 | 0.0019 | 0.0037          | 60           |
| 35       | 57824.1679 | 0.0014 | -0.0047         | 60           |
| 36       | 57824.2382 | 0.0011 | -0.0009         | 60           |

\*BJD-2400000.

$^\dagger$ Against max = 2457821.8458 + 0.066482*E*.

$^\ddagger$ Number of points used to determine the maximum.

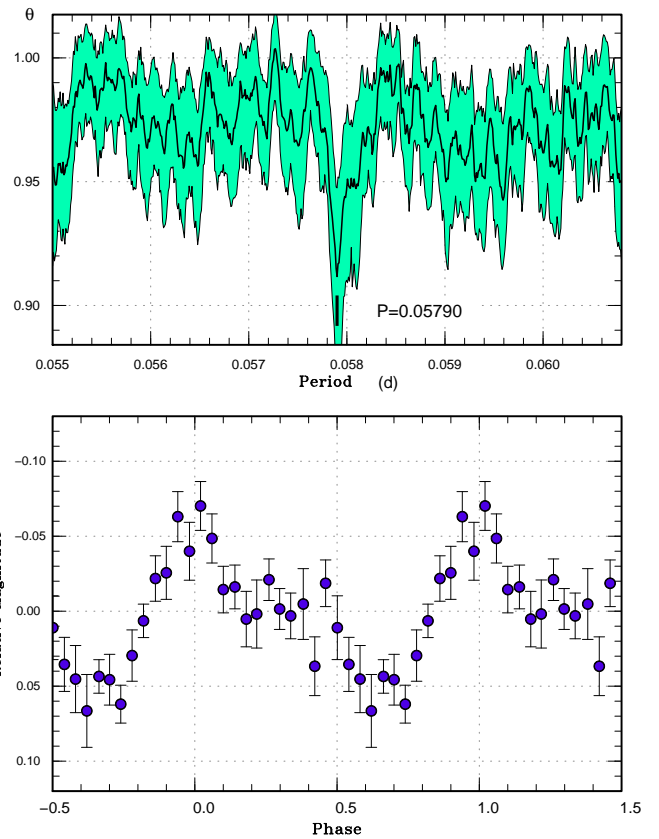
**E-table 79.** Superhump maxima of ASASSN-17dq (2017)

| <i>E</i> | max*       | error  | $O - C^\dagger$ | $N^\ddagger$ |
|----------|------------|--------|-----------------|--------------|
| 0        | 57828.3203 | 0.0006 | 0.0010          | 113          |
| 1        | 57828.3769 | 0.0010 | -0.0004         | 72           |
| 2        | 57828.4339 | 0.0011 | -0.0014         | 103          |
| 38       | 57830.5179 | 0.0009 | -0.0050         | 38           |
| 40       | 57830.6359 | 0.0015 | -0.0028         | 21           |
| 55       | 57831.5074 | 0.0017 | -0.0011         | 39           |
| 57       | 57831.6253 | 0.0015 | 0.0008          | 21           |
| 74       | 57832.6074 | 0.0030 | -0.0029         | 21           |
| 90       | 57833.5426 | 0.0016 | 0.0045          | 14           |
| 91       | 57833.6081 | 0.0019 | 0.0120          | 15           |
| 92       | 57833.6552 | 0.0027 | 0.0012          | 15           |
| 93       | 57833.7177 | 0.0033 | 0.0056          | 7            |
| 108      | 57834.5796 | 0.0022 | -0.0022         | 17           |
| 109      | 57834.6387 | 0.0023 | -0.0011         | 18           |
| 110      | 57834.7000 | 0.0017 | 0.0022          | 16           |
| 142      | 57836.5428 | 0.0034 | -0.0105         | 23           |

\*BJD-2400000.

$^\dagger$ Against max = 2457828.3194 + 0.057986*E*.

$^\ddagger$ Number of points used to determine the maximum.



**E-figure 80.** Superhumps in ASASSN-17dq (2017). (Upper): PDM analysis. (Lower): Phase-averaged profile.

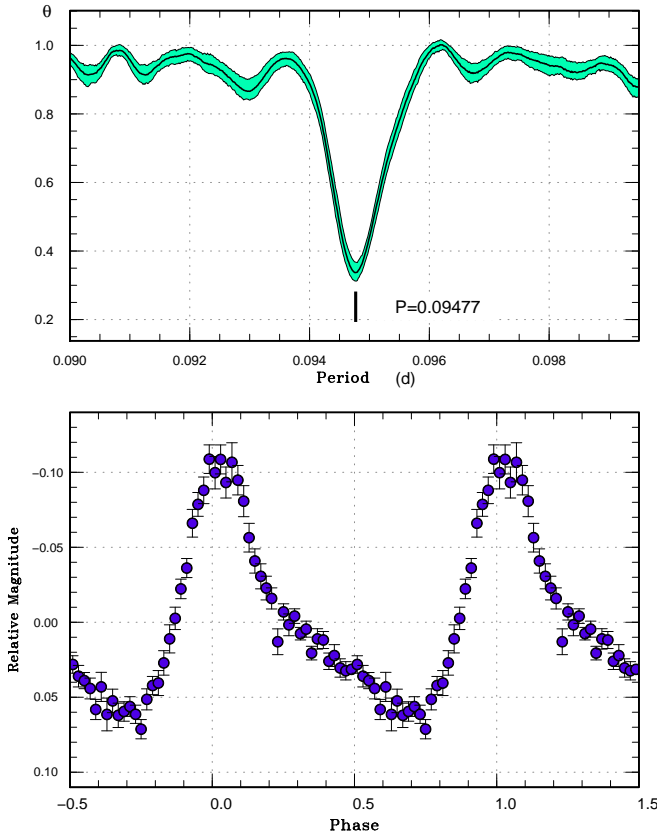
**E-table 80.** Superhump maxima of CRTS J000130 (2016)

| <i>E</i> | max*       | error  | $O - C^\dagger$ | $N^\ddagger$ |
|----------|------------|--------|-----------------|--------------|
| 0        | 57639.5745 | 0.0003 | 0.0020          | 96           |
| 1        | 57639.6745 | 0.0009 | 0.0073          | 33           |
| 10       | 57640.5097 | 0.0031 | -0.0103         | 34           |
| 11       | 57640.6146 | 0.0004 | -0.0001         | 95           |
| 21       | 57641.5612 | 0.0005 | -0.0010         | 96           |
| 22       | 57641.6603 | 0.0010 | 0.0033          | 54           |
| 30       | 57642.4117 | 0.0010 | -0.0033         | 31           |
| 31       | 57642.5077 | 0.0011 | -0.0021         | 26           |
| 41       | 57643.4551 | 0.0009 | -0.0021         | 37           |
| 51       | 57644.4083 | 0.0009 | 0.0036          | 177          |
| 52       | 57644.4989 | 0.0014 | -0.0005         | 102          |
| 53       | 57644.6001 | 0.0011 | 0.0060          | 97           |
| 63       | 57645.5388 | 0.0020 | -0.0029         | 25           |

\*BJD-2400000.

$^\dagger$ Against max = 2457639.5725 + 0.094749*E*.

$^\ddagger$ Number of points used to determine the maximum.



**E-figure 81.** Superhumps in CRTS J000130 (2016). (Upper): PDM analysis. (Lower): Phase-averaged profile.

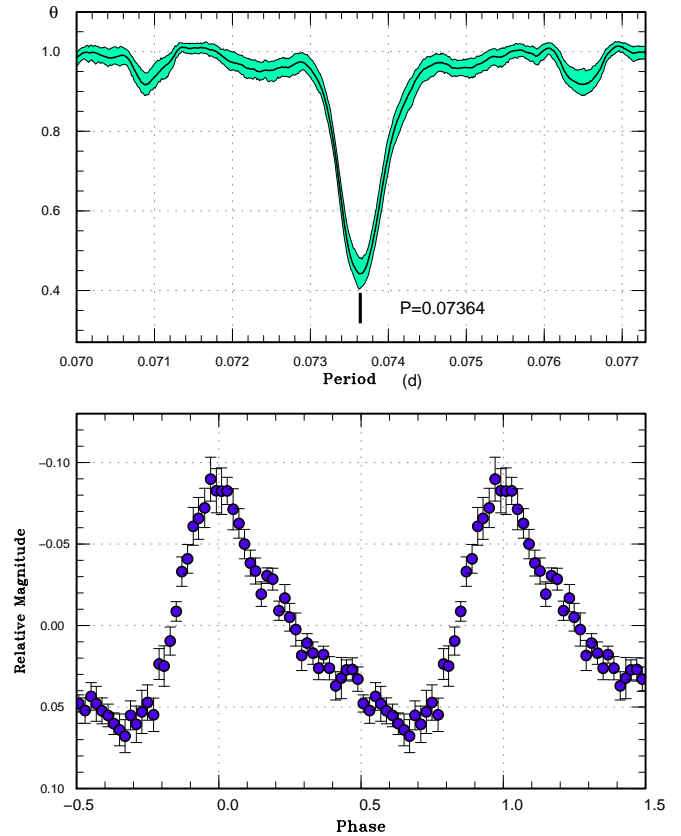
**E-table 81.** Superhump maxima of CRTS J023638 (2016)

| $E$ | max*       | error  | $O - C^\dagger$ | $N^\ddagger$ |
|-----|------------|--------|-----------------|--------------|
| 0   | 57632.5227 | 0.0034 | -0.0111         | 41           |
| 1   | 57632.5933 | 0.0003 | -0.0138         | 73           |
| 14  | 57633.5485 | 0.0004 | -0.0105         | 82           |
| 15  | 57633.6227 | 0.0006 | -0.0095         | 52           |
| 28  | 57634.5818 | 0.0005 | -0.0023         | 68           |
| 29  | 57634.6560 | 0.0004 | -0.0014         | 49           |
| 40  | 57635.4657 | 0.0017 | 0.0029          | 21           |
| 41  | 57635.5409 | 0.0007 | 0.0049          | 29           |
| 42  | 57635.6194 | 0.0033 | 0.0101          | 11           |
| 55  | 57636.5723 | 0.0007 | 0.0111          | 69           |
| 56  | 57636.6441 | 0.0005 | 0.0097          | 48           |
| 68  | 57637.5268 | 0.0021 | 0.0137          | 27           |
| 68  | 57637.5267 | 0.0020 | 0.0136          | 27           |
| 80  | 57638.4083 | 0.0016 | 0.0166          | 27           |
| 137 | 57642.5488 | 0.0009 | -0.0167         | 31           |
| 138 | 57642.6214 | 0.0013 | -0.0173         | 25           |

\*BJD-2400000.

$^\dagger$ Against max = 2457632.5338 + 0.073224E.

$^\ddagger$ Number of points used to determine the maximum.



**E-figure 82.** Superhumps in CRTS J023638 (2016). (Upper): PDM analysis. The data during the superoutburst plateau (before BJD 2457641) were used. (Lower): Phase-averaged profile.



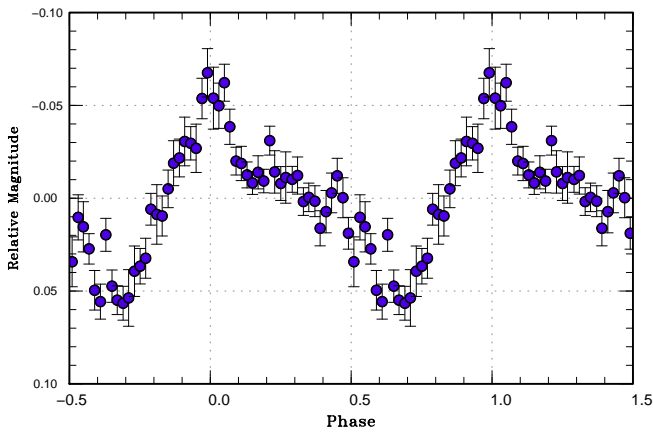
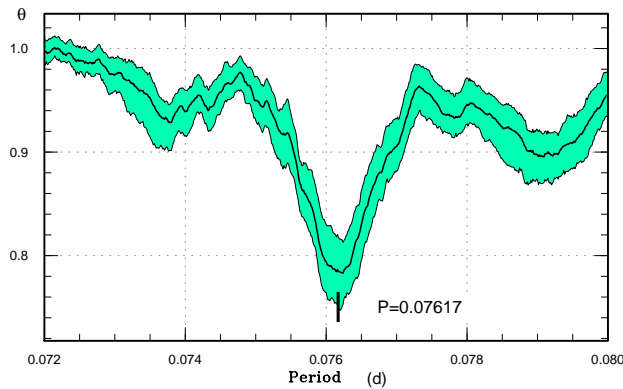
**E-table 82.** Superhump maxima of CRTS J033349 (2016)

| <i>E</i> | max*       | error  | $O - C^\dagger$ | $N^\ddagger$ |
|----------|------------|--------|-----------------|--------------|
| 0        | 57718.0808 | 0.0038 | 0.0002          | 76           |
| 1        | 57718.1532 | 0.0011 | -0.0036         | 166          |
| 5        | 57718.4653 | 0.0013 | 0.0039          | 154          |
| 6        | 57718.5405 | 0.0012 | 0.0030          | 127          |
| 8        | 57718.6937 | 0.0033 | 0.0039          | 19           |
| 9        | 57718.7615 | 0.0027 | -0.0046         | 20           |
| 10       | 57718.8430 | 0.0058 | 0.0008          | 12           |
| 21       | 57719.6798 | 0.0024 | -0.0002         | 24           |
| 22       | 57719.7597 | 0.0043 | 0.0036          | 25           |
| 23       | 57719.8323 | 0.0024 | 0.0001          | 19           |
| 31       | 57720.4414 | 0.0014 | -0.0002         | 174          |
| 34       | 57720.6668 | 0.0020 | -0.0032         | 27           |
| 35       | 57720.7436 | 0.0017 | -0.0026         | 20           |
| 36       | 57720.8164 | 0.0039 | -0.0060         | 20           |
| 47       | 57721.6592 | 0.0027 | -0.0009         | 28           |
| 48       | 57721.7310 | 0.0032 | -0.0052         | 20           |
| 49       | 57721.8172 | 0.0049 | 0.0047          | 20           |
| 60       | 57722.6564 | 0.0040 | 0.0062          | 27           |

\*BJD-2400000.

†Against max = 2457718.0806 + 0.076159*E*.

‡Number of points used to determine the maximum.



**E-figure 83.** Superhumps in CRTS J033349 (2016). (Upper): PDM analysis. (Lower): Phase-averaged profile.

**E-table 83.** Superhump maxima of CRTS J085603 (2016)

| <i>E</i> | max*       | error  | $O - C^\dagger$ | $N^\ddagger$ |
|----------|------------|--------|-----------------|--------------|
| 0        | 57721.4212 | 0.0034 | -0.0039         | 29           |
| 1        | 57721.4868 | 0.0005 | 0.0017          | 61           |
| 2        | 57721.5477 | 0.0004 | 0.0025          | 61           |
| 17       | 57722.4482 | 0.0041 | 0.0024          | 56           |
| 18       | 57722.5033 | 0.0017 | -0.0026         | 57           |

\*BJD-2400000.

†Against max = 2457721.4251 + 0.060043*E*.

‡Number of points used to determine the maximum.

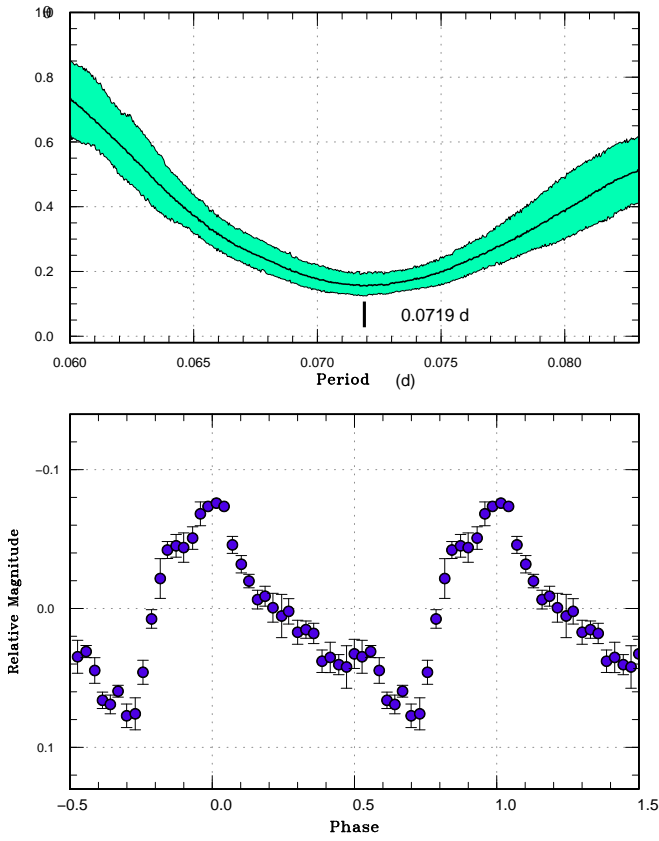
**E-table 84.** Superhump maxima of CRTS J164950 (2015)

| <i>E</i> | max*       | error  | $O - C^\dagger$ | $N^\ddagger$ |
|----------|------------|--------|-----------------|--------------|
| 0        | 57127.5058 | 0.0023 | -0.0009         | 24           |
| 1        | 57127.5740 | 0.0004 | 0.0010          | 64           |
| 19       | 57128.7677 | 0.0002 | -0.0007         | 93           |
| 20       | 57128.8353 | 0.0002 | 0.0006          | 111          |

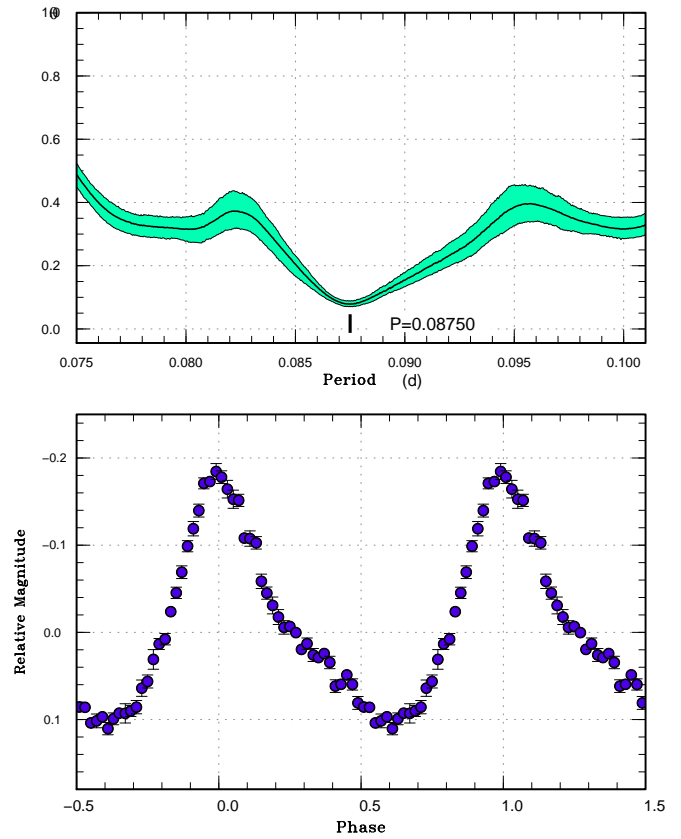
\*BJD-2400000.

†Against max = 2457127.5067 + 0.066405*E*.

‡Number of points used to determine the maximum.



**E-figure 84.** Superhumps in CRTS J082603 (2017). (Upper): PDM analysis. (Lower): Phase-averaged profile.



**E-figure 85.** Superhumps in CRTS J085113 (2016). (Upper): PDM analysis. (Lower): Phase-averaged profile.

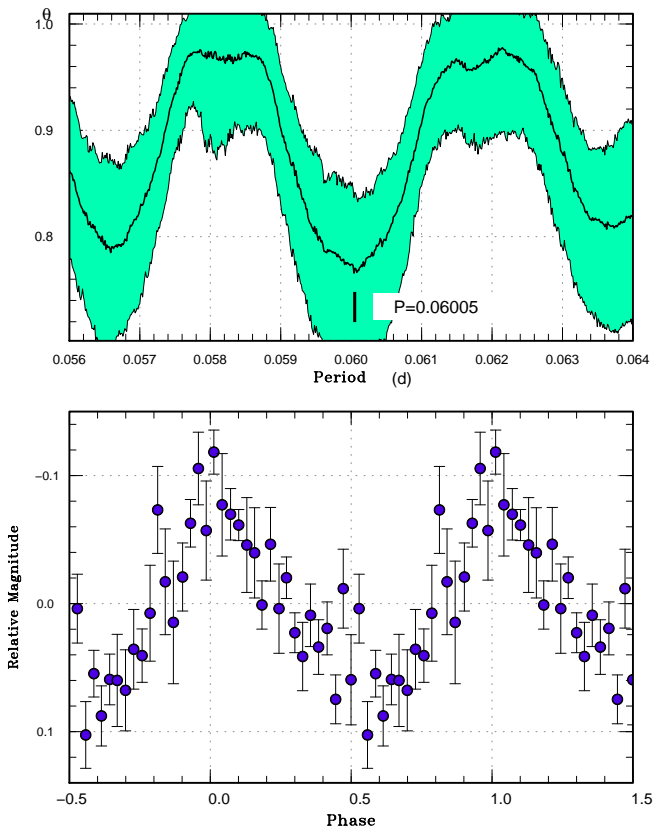
**E-table 85.** Superhump maxima of CRTS J164950 (2016)

| $E$ | max*       | error  | $O - C^\dagger$ | $N^\ddagger$ |
|-----|------------|--------|-----------------|--------------|
| 0   | 57636.3464 | 0.0016 | -0.0034         | 15           |
| 1   | 57636.4151 | 0.0005 | 0.0004          | 61           |
| 30  | 57638.2969 | 0.0010 | -0.0001         | 39           |
| 31  | 57638.3700 | 0.0015 | 0.0081          | 29           |
| 46  | 57639.3310 | 0.0010 | -0.0044         | 66           |
| 60  | 57640.2493 | 0.0015 | 0.0052          | 38           |
| 61  | 57640.3032 | 0.0009 | -0.0058         | 66           |

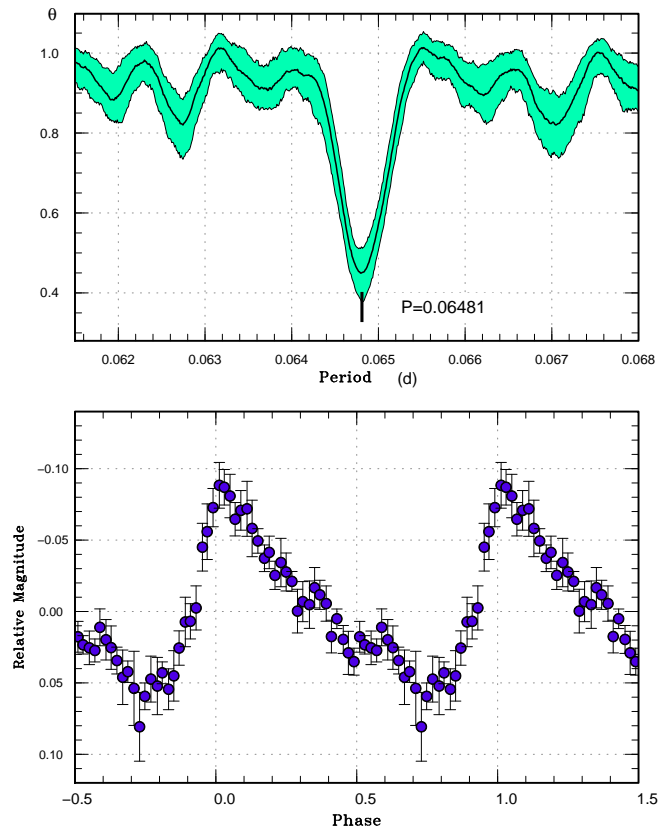
\*BJD-2400000.

$^\dagger$  Against max = 2457636.3498 + 0.064905 $E$ .

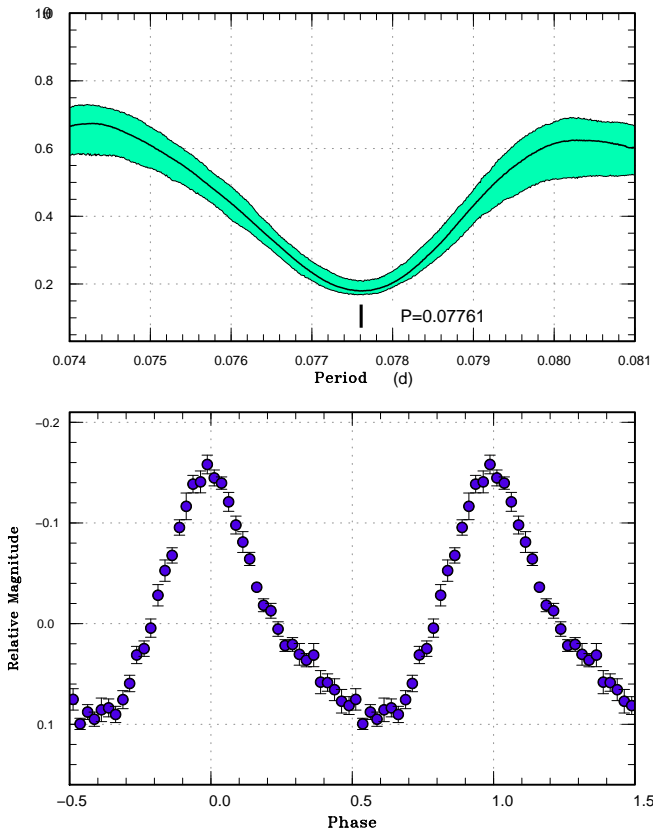
$^\ddagger$  Number of points used to determine the maximum.



**E-figure 86.** Superhumps in CRTS J085603 (2016). (Upper): PDM analysis. (Lower): Phase-averaged profile.



**E-figure 87.** Superhumps in CRTS J164950 (2016). (Upper): PDM analysis. (Lower): Phase-averaged profile.



**E-figure 88.** Superhumps in CSS J062450 (2016). (Upper): PDM analysis. (Lower): Phase-averaged profile.

**E-table 86.** Superhump maxima of CSS J062450 (2017)

| $E$ | max*       | error  | $O - C^\dagger$ | $N^\ddagger$ |
|-----|------------|--------|-----------------|--------------|
| 0   | 57825.3383 | 0.0002 | -0.0010         | 109          |
| 1   | 57825.4167 | 0.0003 | -0.0002         | 109          |
| 2   | 57825.4944 | 0.0003 | -0.0000         | 171          |
| 3   | 57825.5735 | 0.0009 | 0.0015          | 39           |
| 14  | 57826.4251 | 0.0006 | -0.0003         | 88           |

\*BJD-2400000.

$^\dagger$  Against max = 2457825.3393 + 0.077577E.

$^\ddagger$  Number of points used to determine the maximum.

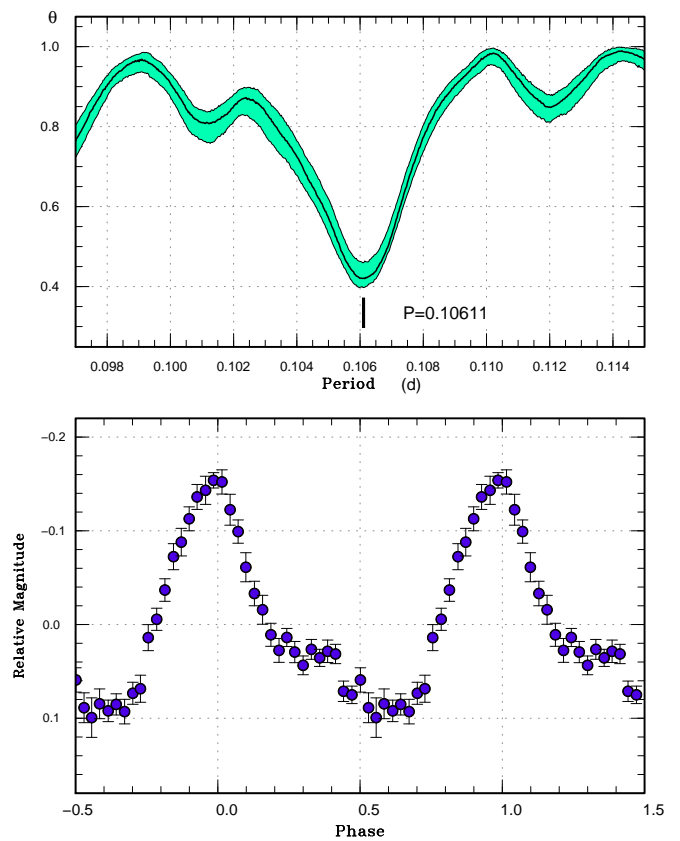
**E-table 87.** Superhump maxima of DDE 26 (2016)

| $E$ | max*       | error  | $O - C^\dagger$ | $N^\ddagger$ |
|-----|------------|--------|-----------------|--------------|
| 0   | 57605.5307 | 0.0011 | 0.0026          | 28           |
| 7   | 57606.1479 | 0.0011 | -0.0018         | 96           |
| 8   | 57606.2347 | 0.0026 | -0.0038         | 87           |
| 10  | 57606.4153 | 0.0011 | -0.0008         | 107          |
| 11  | 57606.5091 | 0.0006 | 0.0042          | 128          |
| 33  | 57608.4582 | 0.0004 | -0.0005         | 104          |
| 34  | 57608.5459 | 0.0004 | -0.0016         | 104          |
| 44  | 57609.4372 | 0.0009 | 0.0017          | 186          |

\*BJD-2400000.

$^\dagger$  Against max = 2457605.5281 + 0.088804E.

$^\ddagger$  Number of points used to determine the maximum.



**E-figure 89.** Superhumps in MASTER J021315 (2016). (Upper): PDM analysis. (Lower): Phase-averaged profile.

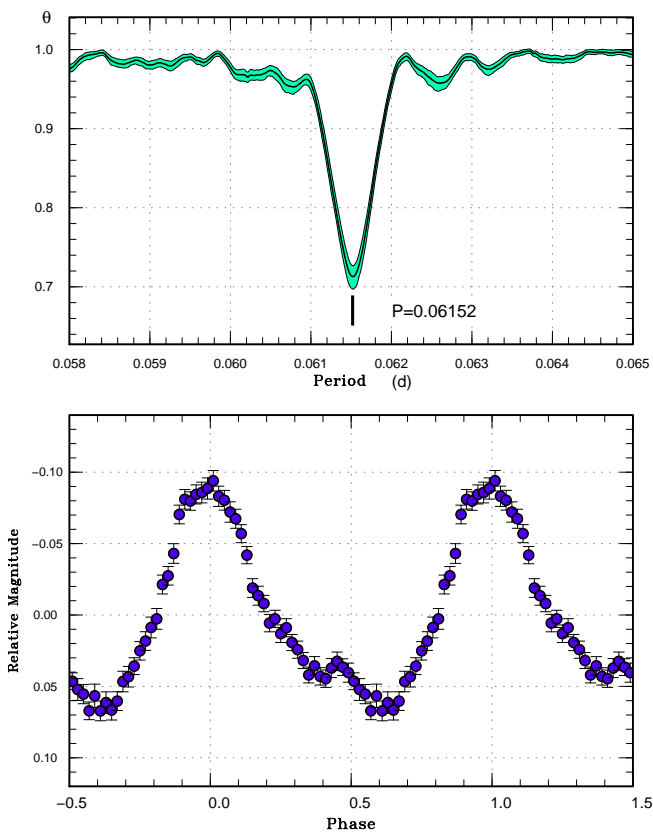
**E-table 88.** Superhump maxima of MASTER J021315

| <i>E</i> | max*       | error  | $O - C^\dagger$ | $N^\ddagger$ |
|----------|------------|--------|-----------------|--------------|
| 0        | 57665.4175 | 0.0008 | -0.0077         | 84           |
| 1        | 57665.5308 | 0.0043 | -0.0006         | 40           |
| 10       | 57666.4920 | 0.0012 | 0.0055          | 62           |
| 11       | 57666.5966 | 0.0006 | 0.0039          | 105          |
| 12       | 57666.7072 | 0.0046 | 0.0084          | 26           |
| 18       | 57667.3382 | 0.0009 | 0.0026          | 103          |
| 19       | 57667.4387 | 0.0009 | -0.0031         | 98           |
| 20       | 57667.5458 | 0.0008 | -0.0021         | 98           |
| 21       | 57667.6470 | 0.0010 | -0.0069         | 100          |

\*BJD-2400000.

†Against max = 2457665.4252 + 0.106129*E*.

‡Number of points used to determine the maximum.



**E-figure 90.** Superhumps in MASTER J030205 (2016). (Upper): PDM analysis. (Lower): Phase-averaged profile.

**E-table 89.** Superhump maxima of MASTER J030205 (2016)

| <i>E</i> | max*       | error  | $O - C^\dagger$ | $N^\ddagger$ |
|----------|------------|--------|-----------------|--------------|
| 0        | 57728.2331 | 0.0010 | -0.0010         | 94           |
| 1        | 57728.2942 | 0.0010 | -0.0013         | 100          |
| 2        | 57728.3565 | 0.0008 | -0.0006         | 92           |
| 3        | 57728.4166 | 0.0020 | -0.0021         | 47           |
| 4        | 57728.4758 | 0.0055 | -0.0044         | 21           |
| 6        | 57728.6009 | 0.0010 | -0.0025         | 53           |
| 12       | 57728.9791 | 0.0005 | 0.0064          | 131          |
| 13       | 57729.0356 | 0.0004 | 0.0013          | 131          |
| 14       | 57729.1002 | 0.0003 | 0.0044          | 246          |
| 15       | 57729.1643 | 0.0014 | 0.0069          | 83           |
| 16       | 57729.2225 | 0.0009 | 0.0035          | 54           |
| 17       | 57729.2878 | 0.0008 | 0.0073          | 75           |
| 18       | 57729.3452 | 0.0003 | 0.0031          | 144          |
| 19       | 57729.4060 | 0.0003 | 0.0024          | 145          |
| 20       | 57729.4671 | 0.0003 | 0.0020          | 145          |
| 21       | 57729.5283 | 0.0006 | 0.0016          | 61           |
| 22       | 57729.5901 | 0.0006 | 0.0018          | 62           |
| 24       | 57729.7127 | 0.0005 | 0.0014          | 122          |
| 25       | 57729.7714 | 0.0006 | -0.0015         | 122          |
| 26       | 57729.8386 | 0.0010 | 0.0041          | 88           |
| 34       | 57730.3253 | 0.0006 | -0.0016         | 87           |
| 35       | 57730.3870 | 0.0004 | -0.0014         | 119          |
| 36       | 57730.4466 | 0.0005 | -0.0034         | 131          |
| 37       | 57730.5139 | 0.0009 | 0.0024          | 49           |
| 44       | 57730.9401 | 0.0004 | -0.0024         | 131          |
| 45       | 57730.9987 | 0.0004 | -0.0052         | 131          |
| 46       | 57731.0600 | 0.0003 | -0.0055         | 129          |
| 50       | 57731.3076 | 0.0016 | -0.0042         | 72           |
| 51       | 57731.3677 | 0.0012 | -0.0056         | 72           |
| 52       | 57731.4258 | 0.0008 | -0.0090         | 68           |
| 53       | 57731.4949 | 0.0011 | -0.0015         | 72           |
| 54       | 57731.5572 | 0.0011 | -0.0008         | 72           |
| 61       | 57731.9860 | 0.0011 | -0.0029         | 135          |
| 62       | 57732.0482 | 0.0013 | -0.0021         | 188          |
| 63       | 57732.1110 | 0.0006 | -0.0009         | 175          |
| 64       | 57732.1765 | 0.0009 | 0.0030          | 99           |
| 65       | 57732.2313 | 0.0006 | -0.0037         | 134          |
| 66       | 57732.3015 | 0.0012 | 0.0049          | 148          |
| 67       | 57732.3500 | 0.0010 | -0.0081         | 129          |
| 68       | 57732.4179 | 0.0007 | -0.0018         | 77           |
| 69       | 57732.4736 | 0.0008 | -0.0077         | 132          |
| 70       | 57732.5429 | 0.0006 | 0.0001          | 127          |
| 71       | 57732.5997 | 0.0009 | -0.0047         | 42           |
| 77       | 57732.9768 | 0.0011 | 0.0031          | 195          |
| 86       | 57733.5226 | 0.0006 | -0.0051         | 77           |
| 87       | 57733.5912 | 0.0014 | 0.0019          | 40           |
| 92       | 57733.9053 | 0.0017 | 0.0083          | 79           |
| 93       | 57733.9625 | 0.0011 | 0.0039          | 131          |
| 94       | 57734.0291 | 0.0006 | 0.0090          | 131          |
| 95       | 57734.0879 | 0.0012 | 0.0062          | 130          |
| 96       | 57734.1450 | 0.0012 | 0.0018          | 94           |

\*BJD-2400000.

†Against max = 2457728.2340 + 0.061554*E*.

‡Number of points used to determine the maximum.

**E-table 91.** Superhump maxima of MASTER J043915 (2016)

| $E$ | max*       | error  | $O - C^\dagger$ | $N^\ddagger$ |
|-----|------------|--------|-----------------|--------------|
| 0   | 57746.2392 | 0.0003 | 0.0045          | 150          |
| 1   | 57746.3016 | 0.0003 | 0.0045          | 149          |
| 13  | 57747.0510 | 0.0027 | 0.0048          | 47           |
| 15  | 57747.1696 | 0.0011 | -0.0015         | 83           |
| 16  | 57747.2376 | 0.0004 | 0.0041          | 137          |
| 27  | 57747.9151 | 0.0048 | -0.0050         | 42           |
| 28  | 57747.9806 | 0.0021 | -0.0020         | 43           |
| 29  | 57748.0544 | 0.0118 | 0.0094          | 43           |
| 30  | 57748.0917 | 0.0059 | -0.0158         | 42           |
| 31  | 57748.1545 | 0.0053 | -0.0154         | 32           |
| 78  | 57751.1091 | 0.0016 | 0.0051          | 42           |
| 79  | 57751.1752 | 0.0026 | 0.0088          | 43           |
| 80  | 57751.2306 | 0.0025 | 0.0018          | 15           |
| 92  | 57751.9849 | 0.0030 | 0.0069          | 43           |
| 93  | 57752.0379 | 0.0026 | -0.0025         | 43           |
| 109 | 57753.0492 | 0.0046 | 0.0100          | 24           |
| 110 | 57753.0950 | 0.0046 | -0.0067         | 43           |
| 111 | 57753.1609 | 0.0025 | -0.0032         | 42           |
| 112 | 57753.2187 | 0.0035 | -0.0078         | 33           |

\*BJD-2400000.

 $\dagger$ Against max = 2457746.2346 + 0.062428*E*. $\ddagger$ Number of points used to determine the maximum.**E-table 92.** Superhump maxima of MASTER J054746 (2016)

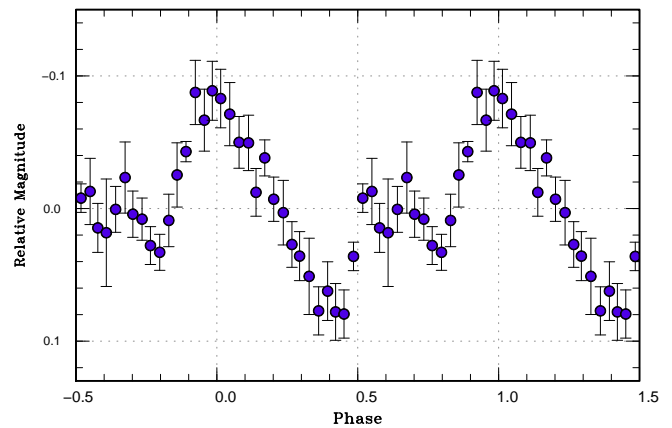
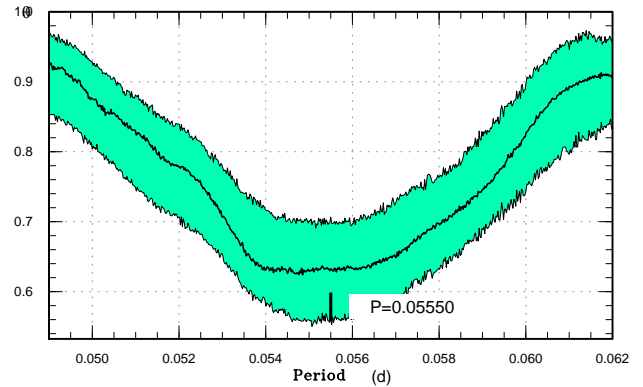
| $E$ | max*       | error  | $O - C^\dagger$ | $N^\ddagger$ |
|-----|------------|--------|-----------------|--------------|
| 0   | 57674.4439 | 0.0012 | 0.0008          | 52           |
| 1   | 57674.4982 | 0.0016 | -0.0008         | 44           |
| 2   | 57674.5539 | 0.0014 | -0.0009         | 56           |
| 3   | 57674.6117 | 0.0015 | 0.0009          | 56           |

\*BJD-2400000.

 $\dagger$ Against max = 2457674.4430 + 0.055927*E*. $\ddagger$ Number of points used to determine the maximum.**E-table 93.** Superhump maxima of MASTER J055348 (2017)

| $E$ | max*       | error  | $O - C^\dagger$ | $N^\ddagger$ |
|-----|------------|--------|-----------------|--------------|
| 0   | 57803.3236 | 0.0010 | 0.0035          | 47           |
| 1   | 57803.3917 | 0.0010 | -0.0035         | 53           |
| 23  | 57805.0467 | 0.0022 | -0.0014         | 65           |
| 24  | 57805.1248 | 0.0028 | 0.0015          | 77           |

\*BJD-2400000.

 $\dagger$ Against max = 2457803.3201 + 0.075130*E*. $\ddagger$ Number of points used to determine the maximum.**E-figure 91.** Superhumps in MASTER J054746 (2016). (Upper): PDM analysis. (Lower): Phase-averaged profile.**E-table 94.** Superhump maxima of MASTER J055845 (2016)

| $E$ | max*       | error  | $O - C^\dagger$ | $N^\ddagger$ |
|-----|------------|--------|-----------------|--------------|
| 0   | 57647.5355 | 0.0018 | 0.0015          | 13           |
| 1   | 57647.5904 | 0.0016 | -0.0017         | 35           |
| 17  | 57648.5226 | 0.0017 | 0.0009          | 42           |
| 18  | 57648.5800 | 0.0016 | 0.0001          | 30           |
| 19  | 57648.6370 | 0.0023 | -0.0009         | 26           |

\*BJD-2400000.

 $\dagger$ Against max = 2457647.5340 + 0.058102*E*. $\ddagger$ Number of points used to determine the maximum.

**E-table 90.** Superhump maxima of MASTER J042609

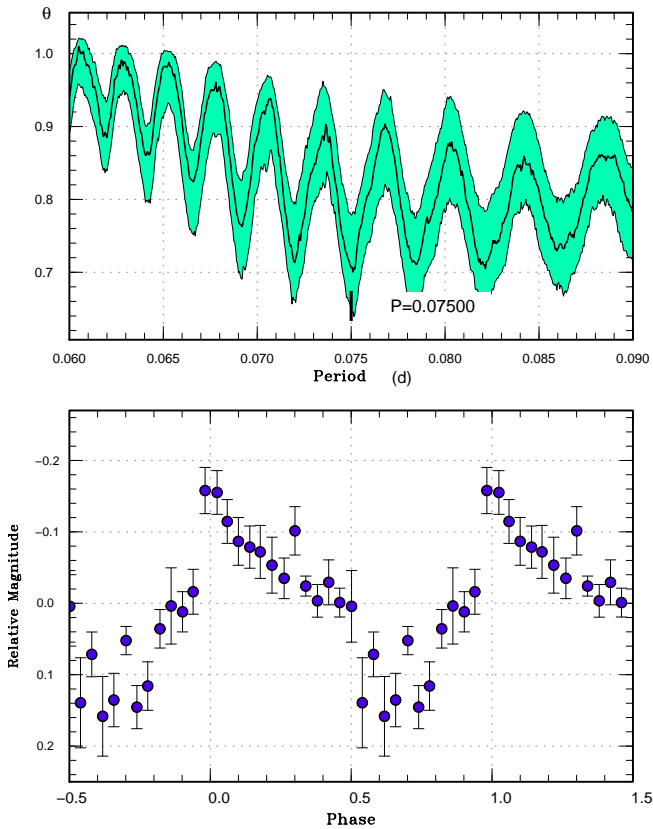
| $E$ | max*       | error  | $O - C^\dagger$ | phase <sup>‡</sup> | $N^\S$ | $E$ | max*       | error  | $O - C^\dagger$ | phase <sup>‡</sup> | $N^\S$ |
|-----|------------|--------|-----------------|--------------------|--------|-----|------------|--------|-----------------|--------------------|--------|
| 1   | 57751.0076 | 0.0003 | -0.0054         | 0.81               | 110    | 52  | 57754.4538 | 0.0003 | 0.0039          | 0.42               | 142    |
| 2   | 57751.0742 | 0.0004 | -0.0062         | 0.82               | 123    | 53  | 57754.5229 | 0.0006 | 0.0056          | 0.47               | 142    |
| 3   | 57751.1419 | 0.0004 | -0.0059         | 0.86               | 124    | 54  | 57754.5900 | 0.0005 | 0.0053          | 0.50               | 142    |
| 4   | 57751.2102 | 0.0011 | -0.0050         | 0.90               | 87     | 55  | 57754.6570 | 0.0008 | 0.0049          | 0.52               | 130    |
| 5   | 57751.2779 | 0.0004 | -0.0046         | 0.93               | 75     | 59  | 57754.9300 | 0.0005 | 0.0084          | 0.69               | 125    |
| 6   | 57751.3458 | 0.0004 | -0.0042         | 0.97               | 159    | 60  | 57754.9956 | 0.0006 | 0.0066          | 0.69               | 170    |
| 7   | 57751.4152 | 0.0004 | -0.0021         | 0.03               | 155    | 61  | 57755.0655 | 0.0007 | 0.0091          | 0.76               | 183    |
| 8   | 57751.4818 | 0.0005 | -0.0029         | 0.05               | 141    | 62  | 57755.1309 | 0.0006 | 0.0071          | 0.75               | 198    |
| 9   | 57751.5504 | 0.0003 | -0.0018         | 0.09               | 141    | 63  | 57755.1985 | 0.0007 | 0.0073          | 0.79               | 220    |
| 10  | 57751.6165 | 0.0004 | -0.0030         | 0.10               | 139    | 64  | 57755.2694 | 0.0012 | 0.0108          | 0.87               | 78     |
| 15  | 57751.9509 | 0.0006 | -0.0056         | 0.21               | 143    | 67  | 57755.4664 | 0.0020 | 0.0056          | 0.88               | 89     |
| 16  | 57752.0203 | 0.0005 | -0.0036         | 0.27               | 192    | 68  | 57755.5360 | 0.0008 | 0.0078          | 0.94               | 133    |
| 17  | 57752.0878 | 0.0003 | -0.0035         | 0.30               | 205    | 74  | 57755.9393 | 0.0006 | 0.0069          | 0.10               | 141    |
| 18  | 57752.1528 | 0.0003 | -0.0059         | 0.29               | 208    | 75  | 57756.0042 | 0.0009 | 0.0043          | 0.09               | 180    |
| 19  | 57752.2207 | 0.0004 | -0.0053         | 0.33               | 83     | 76  | 57756.0737 | 0.0008 | 0.0064          | 0.15               | 207    |
| 20  | 57752.2890 | 0.0003 | -0.0044         | 0.37               | 353    | 77  | 57756.1393 | 0.0010 | 0.0047          | 0.15               | 206    |
| 21  | 57752.3566 | 0.0003 | -0.0042         | 0.40               | 415    | 78  | 57756.2036 | 0.0008 | 0.0015          | 0.13               | 143    |
| 22  | 57752.4244 | 0.0004 | -0.0038         | 0.44               | 360    | 89  | 57756.9424 | 0.0018 | -0.0009         | 0.41               | 189    |
| 23  | 57752.4892 | 0.0005 | -0.0064         | 0.42               | 412    | 90  | 57757.0174 | 0.0047 | 0.0067          | 0.56               | 194    |
| 24  | 57752.5560 | 0.0005 | -0.0070         | 0.44               | 120    | 91  | 57757.0746 | 0.0028 | -0.0035         | 0.43               | 204    |
| 30  | 57752.9671 | 0.0012 | -0.0002         | 0.72               | 196    | 104 | 57757.9562 | 0.0011 | 0.0020          | 0.89               | 83     |
| 31  | 57753.0344 | 0.0011 | -0.0003         | 0.75               | 188    | 105 | 57758.0257 | 0.0012 | 0.0042          | 0.95               | 131    |
| 32  | 57753.1046 | 0.0011 | 0.0025          | 0.82               | 208    | 106 | 57758.0938 | 0.0030 | 0.0048          | 0.99               | 203    |
| 33  | 57753.1710 | 0.0012 | 0.0015          | 0.83               | 83     | 107 | 57758.1676 | 0.0014 | 0.0112          | 0.12               | 122    |
| 34  | 57753.2392 | 0.0007 | 0.0023          | 0.88               | 260    | 108 | 57758.2239 | 0.0011 | 0.0002          | 0.98               | 80     |
| 35  | 57753.3059 | 0.0005 | 0.0017          | 0.89               | 259    | 111 | 57758.4286 | 0.0008 | 0.0027          | 0.10               | 45     |
| 36  | 57753.3736 | 0.0007 | 0.0019          | 0.93               | 291    | 112 | 57758.5044 | 0.0040 | 0.0111          | 0.26               | 38     |
| 44  | 57753.9145 | 0.0008 | 0.0037          | 0.18               | 124    | 113 | 57758.5567 | 0.0007 | -0.0040         | 0.06               | 54     |
| 45  | 57753.9883 | 0.0018 | 0.0101          | 0.31               | 101    | 118 | 57758.8918 | 0.0006 | -0.0059         | 0.17               | 96     |
| 46  | 57754.0502 | 0.0008 | 0.0047          | 0.26               | 179    | 119 | 57758.9642 | 0.0010 | -0.0008         | 0.28               | 125    |
| 47  | 57754.1160 | 0.0008 | 0.0030          | 0.26               | 203    | 120 | 57759.0254 | 0.0009 | -0.0070         | 0.21               | 109    |
| 48  | 57754.1820 | 0.0007 | 0.0017          | 0.27               | 228    | 121 | 57759.0969 | 0.0014 | -0.0029         | 0.30               | 126    |
| 49  | 57754.2526 | 0.0003 | 0.0048          | 0.35               | 273    | 122 | 57759.1578 | 0.0013 | -0.0093         | 0.23               | 123    |
| 50  | 57754.3206 | 0.0004 | 0.0054          | 0.38               | 207    | 126 | 57759.4043 | 0.0016 | -0.0324         | 1.00               | 59     |
| 51  | 57754.3869 | 0.0004 | 0.0044          | 0.40               | 133    | 127 | 57759.4710 | 0.0039 | -0.0331         | 0.01               | 74     |

\*BJD-2400000.

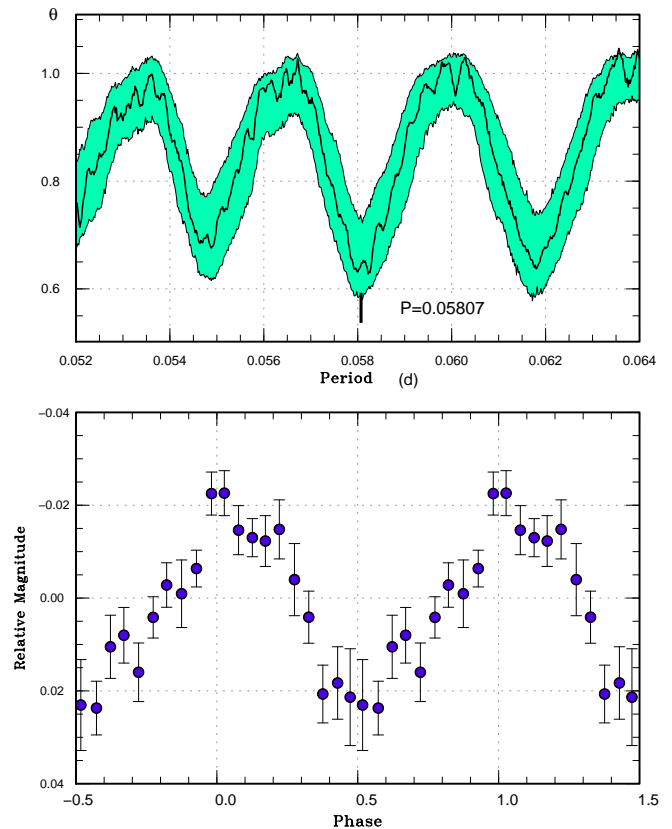
†Against max = 2457750.9456 + 0.067390*E*.

‡Orbital phase.

§Number of points used to determine the maximum.



**E-figure 92.** Superhumps in MASTER J055348 (2017). (Upper): PDM analysis. The selected period was one of the possibilities. (Lower): Phase-averaged profile.



**E-figure 93.** Superhumps in MASTER J055845 (2016). (Upper): PDM analysis. (Lower): Phase-averaged profile.

**E-table 95.** Superhump maxima of MASTER J064725 (2016)

| $E$ | max*       | error  | $O - C^\dagger$ | $N^\ddagger$ |
|-----|------------|--------|-----------------|--------------|
| 0   | 57739.9678 | 0.0012 | -0.0017         | 39           |
| 1   | 57740.0395 | 0.0007 | 0.0024          | 74           |
| 2   | 57740.1070 | 0.0007 | 0.0023          | 76           |
| 3   | 57740.1738 | 0.0008 | 0.0015          | 76           |
| 4   | 57740.2419 | 0.0008 | 0.0021          | 75           |
| 5   | 57740.3076 | 0.0008 | 0.0002          | 76           |
| 6   | 57740.3771 | 0.0054 | 0.0021          | 25           |
| 15  | 57740.9792 | 0.0024 | -0.0040         | 58           |
| 16  | 57741.0482 | 0.0020 | -0.0026         | 65           |
| 17  | 57741.1131 | 0.0025 | -0.0053         | 67           |
| 65  | 57744.3666 | 0.0050 | 0.0042          | 49           |
| 92  | 57746.1916 | 0.0017 | 0.0044          | 21           |
| 93  | 57746.2522 | 0.0013 | -0.0026         | 25           |
| 94  | 57746.3200 | 0.0030 | -0.0024         | 20           |
| 108 | 57747.2681 | 0.0034 | -0.0004         | 13           |

\*BJD-2400000.

$^\dagger$  Against max = 2457739.9695 + 0.067584E.

$^\ddagger$  Number of points used to determine the maximum.

**E-table 96.** Superhump maxima of MASTER J065330 (2017)

| $E$ | max*       | error  | $O - C^\dagger$ | $N^\ddagger$ |
|-----|------------|--------|-----------------|--------------|
| 0   | 57780.2944 | 0.0008 | 0.0004          | 64           |
| 1   | 57780.3575 | 0.0010 | -0.0006         | 54           |
| 12  | 57781.0643 | 0.0128 | 0.0021          | 40           |
| 13  | 57781.1244 | 0.0027 | -0.0018         | 67           |

\*BJD-2400000.

$^\dagger$  Against max = 2457780.2941 + 0.064012E.

$^\ddagger$  Number of points used to determine the maximum.

**E-table 97.** Superhump maxima of MASTER J150518 (2017)

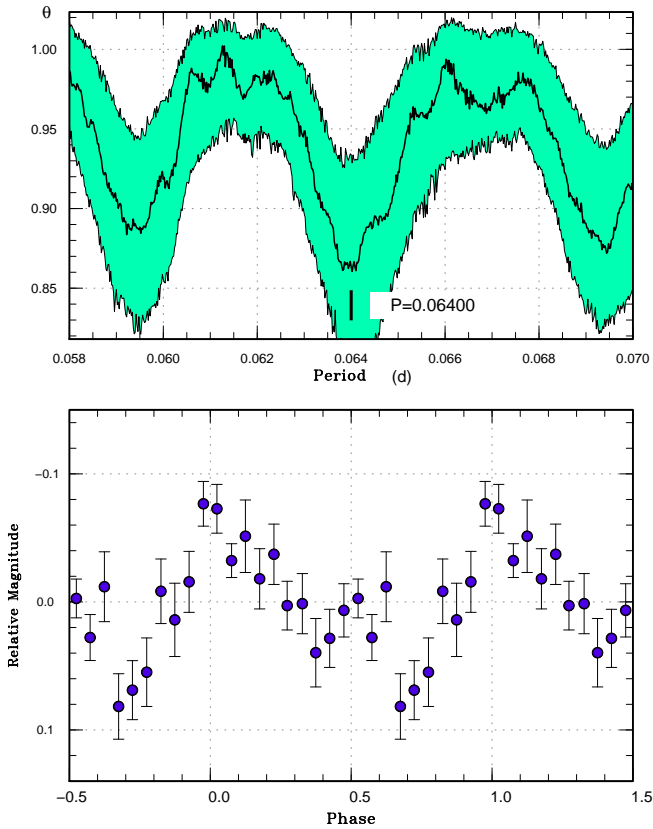
| $E$ | max*       | error  | $O - C^\dagger$ | $N^\ddagger$ |
|-----|------------|--------|-----------------|--------------|
| 0   | 57797.8081 | 0.0013 | -0.0040         | 18           |
| 14  | 57798.8103 | 0.0011 | 0.0022          | 31           |
| 28  | 57799.8090 | 0.0026 | 0.0048          | 30           |
| 56  | 57801.7933 | 0.0038 | -0.0030         | 23           |

\*BJD-2400000.

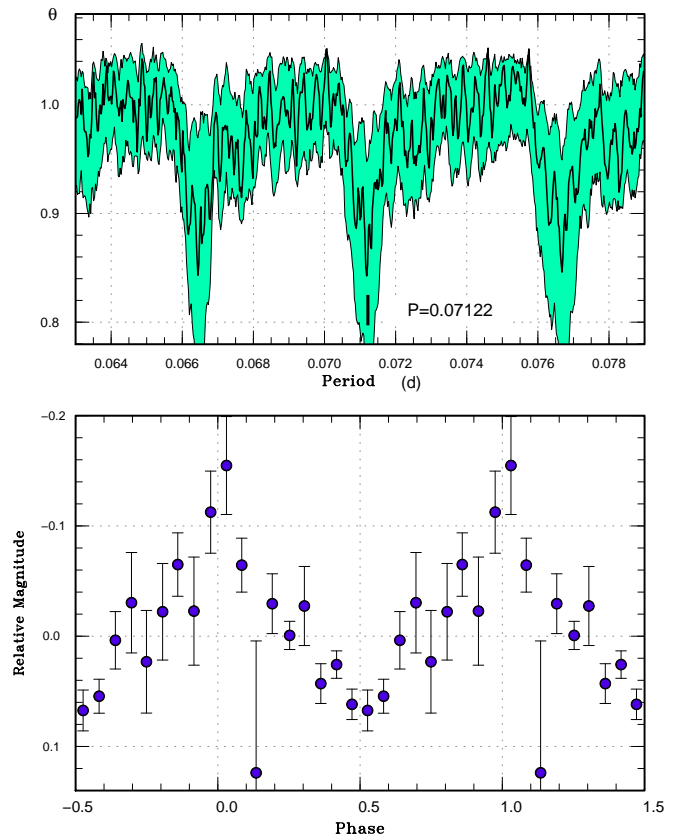
$^\dagger$  Against max = 2457797.8121 + 0.071145E.

$^\ddagger$  Number of points used to determine the maximum.





**E-figure 94.** Superhumps in MASTER J065330 (2017). (Upper): PDM analysis. (Lower): Phase-averaged profile.



**E-figure 95.** Superhumps in MASTER J150518 (2017). (Upper): PDM analysis. (Lower): Phase-averaged profile.

**E-table 98.** Superhump maxima of MASTER J151126 (2016)

| $E$ | max*       | error  | $O - C^\dagger$ | $N^\ddagger$ |
|-----|------------|--------|-----------------|--------------|
| 0   | 57468.8045 | 0.0006 | -0.0032         | 14           |
| 16  | 57469.7426 | 0.0006 | 0.0039          | 28           |
| 17  | 57469.8009 | 0.0007 | 0.0039          | 19           |
| 30  | 57470.5560 | 0.0011 | 0.0027          | 72           |
| 31  | 57470.6139 | 0.0003 | 0.0023          | 134          |
| 32  | 57470.6697 | 0.0016 | -0.0001         | 51           |
| 51  | 57471.7718 | 0.0009 | -0.0036         | 25           |
| 84  | 57473.6907 | 0.0011 | -0.0049         | 30           |
| 85  | 57473.7514 | 0.0011 | -0.0023         | 30           |
| 102 | 57474.7389 | 0.0009 | -0.0040         | 18           |
| 153 | 57477.7113 | 0.0014 | 0.0008          | 32           |
| 154 | 57477.7670 | 0.0056 | -0.0018         | 18           |
| 170 | 57478.7027 | 0.0011 | 0.0029          | 32           |
| 171 | 57478.7614 | 0.0016 | 0.0035          | 19           |

\*BJD-2400000.

$^\dagger$ Against max = 2457468.8077 + 0.058188E.

$^\ddagger$ Number of points used to determine the maximum.

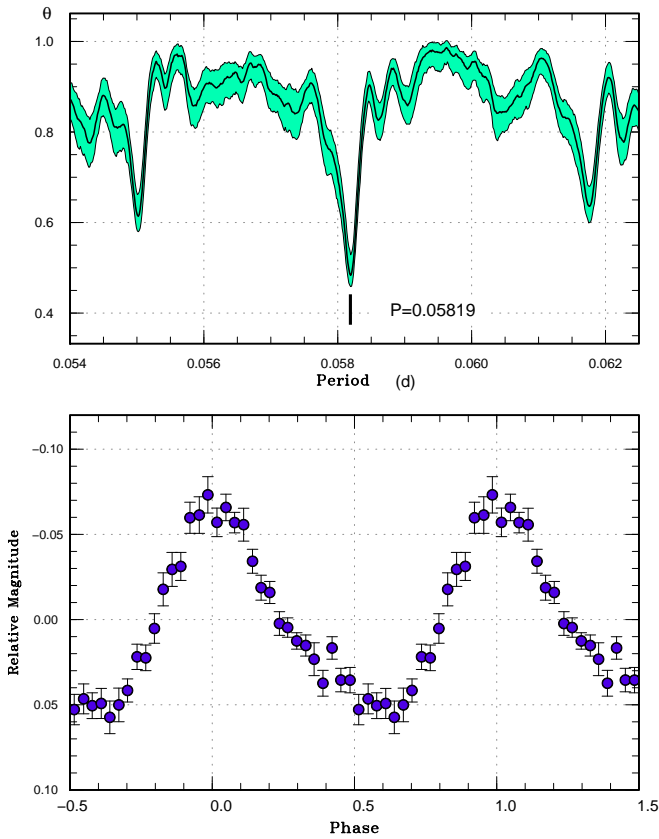
**E-table 99.** Superhump maxima of MASTER J162323 (2016)

| $E$ | max*       | error  | $O - C^\dagger$ | $N^\ddagger$ |
|-----|------------|--------|-----------------|--------------|
| 0   | 57659.3470 | 0.0001 | 0.0003          | 146          |
| 1   | 57659.4361 | 0.0003 | -0.0004         | 77           |
| 4   | 57659.7062 | 0.0003 | 0.0001          | 174          |

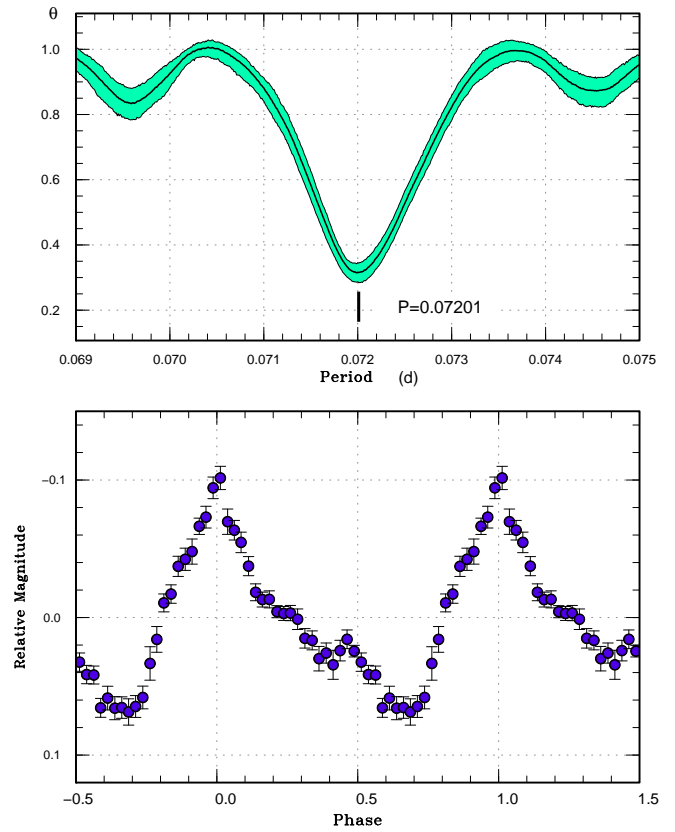
\*BJD-2400000.

$^\dagger$ Against max = 2457659.3467 + 0.089866E.

$^\ddagger$ Number of points used to determine the maximum.



**E-figure 96.** Superhumps in MASTER J151126 (2016). (Upper): PDM analysis. The data during the superoutburst plateau (before BJD 2457480) were used. (Lower): Phase-averaged profile.



**E-figure 97.** Superhumps in MASTER J165153 (2017). (Upper): PDM analysis. (Lower): Phase-averaged profile.

**E-table 100.** Superhump maxima of MASTER J165153 (2017)

| $E$ | max*       | error  | $O - C^\dagger$ | $N^\ddagger$ |
|-----|------------|--------|-----------------|--------------|
| 0   | 57797.4370 | 0.0007 | -0.0015         | 41           |
| 1   | 57797.5098 | 0.0004 | -0.0007         | 65           |
| 2   | 57797.5817 | 0.0004 | -0.0007         | 62           |
| 16  | 57798.5899 | 0.0009 | 0.0002          | 68           |
| 17  | 57798.6654 | 0.0007 | 0.0037          | 66           |
| 18  | 57798.7371 | 0.0022 | 0.0034          | 34           |
| 29  | 57799.5199 | 0.0044 | -0.0052         | 24           |
| 30  | 57799.5975 | 0.0005 | 0.0005          | 71           |
| 31  | 57799.6694 | 0.0006 | 0.0004          | 71           |

\*BJD-2400000.

$^\dagger$  Against max = 2457797.4385 + 0.071951E.

$^\ddagger$  Number of points used to determine the maximum.

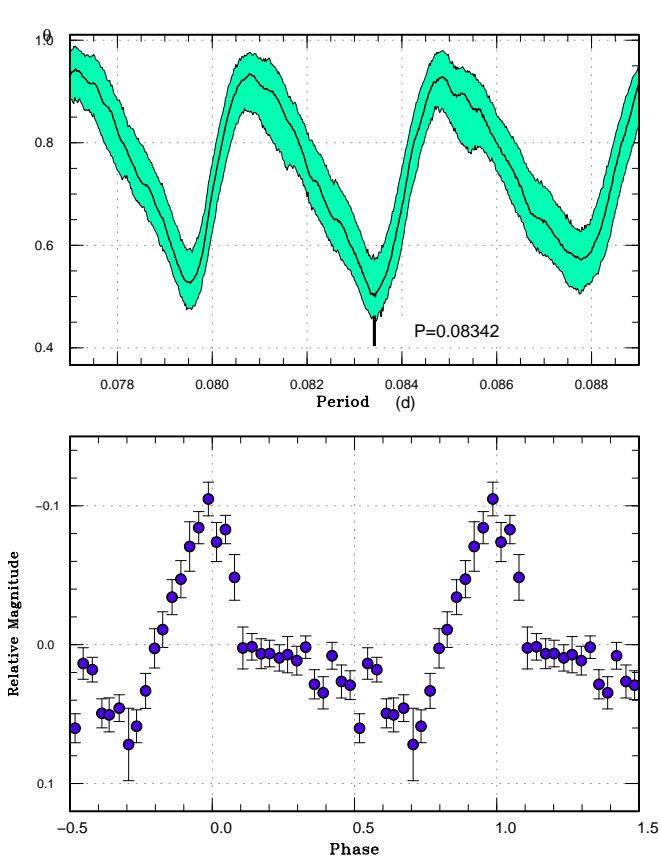
**E-table 101.** Superhump maxima of MASTER J174816 (2016)

| $E$ | max*       | error  | $O - C^\dagger$ | $N^\ddagger$ |
|-----|------------|--------|-----------------|--------------|
| 0   | 57473.5497 | 0.0012 | 0.0012          | 83           |
| 1   | 57473.6305 | 0.0006 | -0.0014         | 84           |
| 20  | 57475.2172 | 0.0016 | 0.0021          | 57           |
| 21  | 57475.2965 | 0.0017 | -0.0019         | 73           |

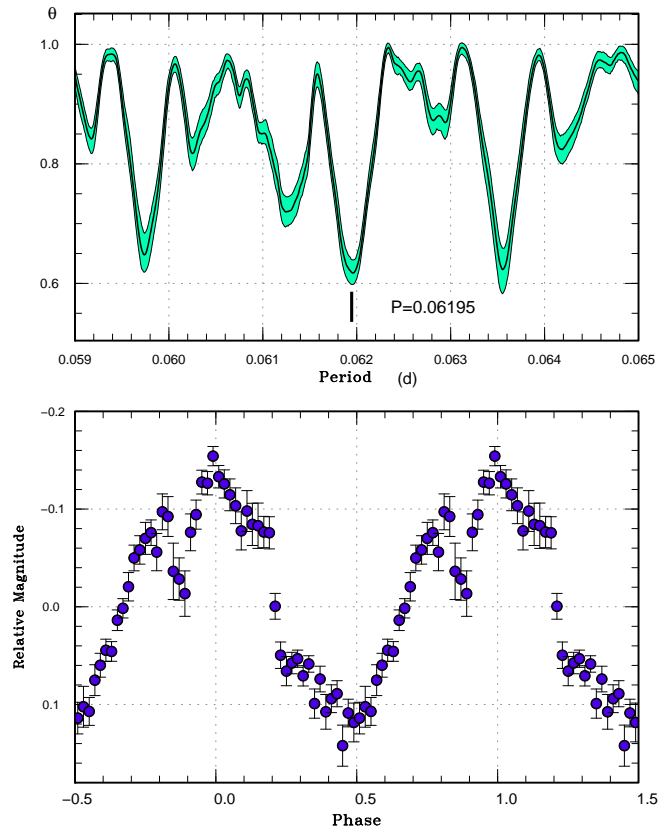
\*BJD-2400000.

$^\dagger$  Against max = 2457473.5485 + 0.083328E.

$^\ddagger$  Number of points used to determine the maximum.



**E-figure 98.** Superhumps in MASTER J174816 (2016). (Upper): PDM analysis. (Lower): Phase-averaged profile.

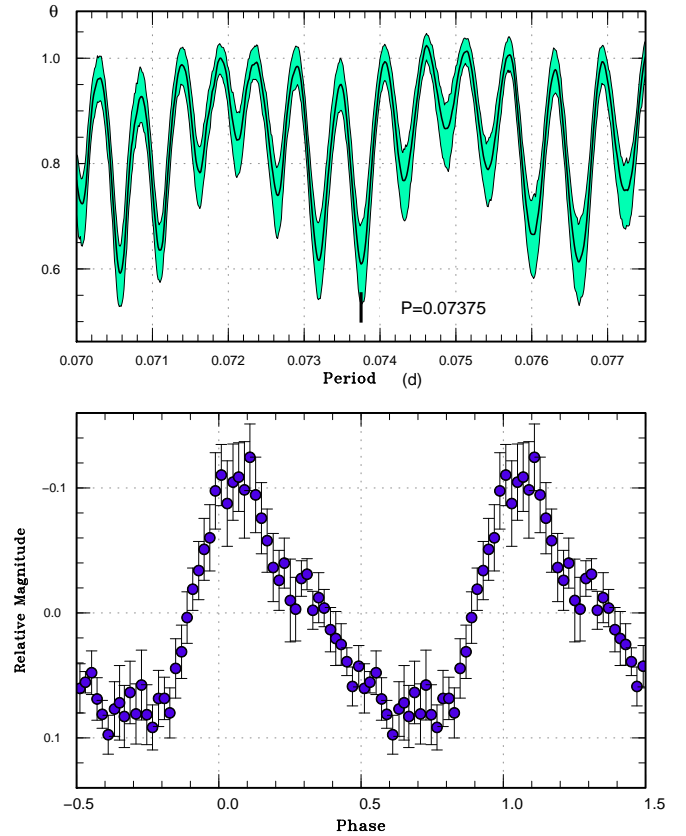


**E-figure 99.** Superhumps in MASTER J220559 (2016). (Upper): PDM analysis. The signal at 0.06129 d is the orbital period. Other signals are aliases and false ones produced in combination with orbital variations. (Lower): Phase-averaged profile.

**E-table 102.** Superhump maxima of MASTER J220559 (2016)

| $E$ | max*       | error  | $O - C^\dagger$ | phase $^\ddagger$ | $N^\S$ |
|-----|------------|--------|-----------------|-------------------|--------|
| 0   | 57655.2787 | 0.0007 | 0.0037          | 0.85              | 48     |
| 1   | 57655.3385 | 0.0004 | 0.0016          | 0.82              | 111    |
| 2   | 57655.4032 | 0.0006 | 0.0043          | 0.88              | 111    |
| 3   | 57655.4630 | 0.0004 | 0.0022          | 0.85              | 109    |
| 4   | 57655.5247 | 0.0003 | 0.0020          | 0.86              | 105    |
| 23  | 57656.6919 | 0.0026 | -0.0077         | 0.90              | 13     |
| 32  | 57657.2503 | 0.0006 | -0.0067         | 0.02              | 108    |
| 33  | 57657.3144 | 0.0006 | -0.0046         | 0.06              | 111    |
| 34  | 57657.3758 | 0.0005 | -0.0051         | 0.06              | 110    |
| 35  | 57657.4381 | 0.0005 | -0.0048         | 0.08              | 111    |
| 71  | 57659.6648 | 0.0034 | -0.0079         | 0.41              | 17     |
| 72  | 57659.7253 | 0.0032 | -0.0093         | 0.40              | 16     |
| 81  | 57660.3019 | 0.0022 | 0.0099          | 0.81              | 111    |
| 82  | 57660.3663 | 0.0023 | 0.0123          | 0.86              | 111    |
| 83  | 57660.4333 | 0.0013 | 0.0174          | 0.95              | 88     |
| 87  | 57660.6702 | 0.0019 | 0.0065          | 0.82              | 13     |
| 88  | 57660.7305 | 0.0028 | 0.0049          | 0.80              | 14     |
| 113 | 57662.2699 | 0.0018 | -0.0041         | 0.92              | 111    |
| 114 | 57662.3323 | 0.0007 | -0.0037         | 0.94              | 110    |
| 115 | 57662.3961 | 0.0008 | -0.0018         | 0.98              | 110    |
| 116 | 57662.4507 | 0.0018 | -0.0092         | 0.87              | 100    |

\*BJD-2400000.

 $^\dagger$  Against max = 2457655.2750 + 0.061939*E*. $^\ddagger$  Orbital phase. $^\S$  Number of points used to determine the maximum.**E-figure 100.** Superhumps in SDSS J032015 (2016). (Upper): PDM analysis. The alias selection was based on  $O - C$  analysis and the single-night determination by I. Miller (vsnet-alert 20209). (Lower): Phase-averaged profile.**E-table 103.** Superhump maxima of SBS 1108 (2016)

| $E$ | max*       | error  | $O - C^\dagger$ | $N^\ddagger$ |
|-----|------------|--------|-----------------|--------------|
| 0   | 57466.3045 | 0.0016 | -0.0007         | 43           |
| 1   | 57466.3458 | 0.0015 | 0.0015          | 43           |
| 2   | 57466.3832 | 0.0010 | -0.0001         | 43           |
| 3   | 57466.4223 | 0.0010 | -0.0000         | 44           |
| 4   | 57466.4608 | 0.0008 | -0.0007         | 37           |
| 69  | 57468.9995 | 0.0020 | -0.0002         | 34           |
| 70  | 57469.0385 | 0.0014 | -0.0003         | 125          |
| 71  | 57469.0774 | 0.0020 | -0.0004         | 85           |
| 72  | 57469.1178 | 0.0031 | 0.0009          | 57           |

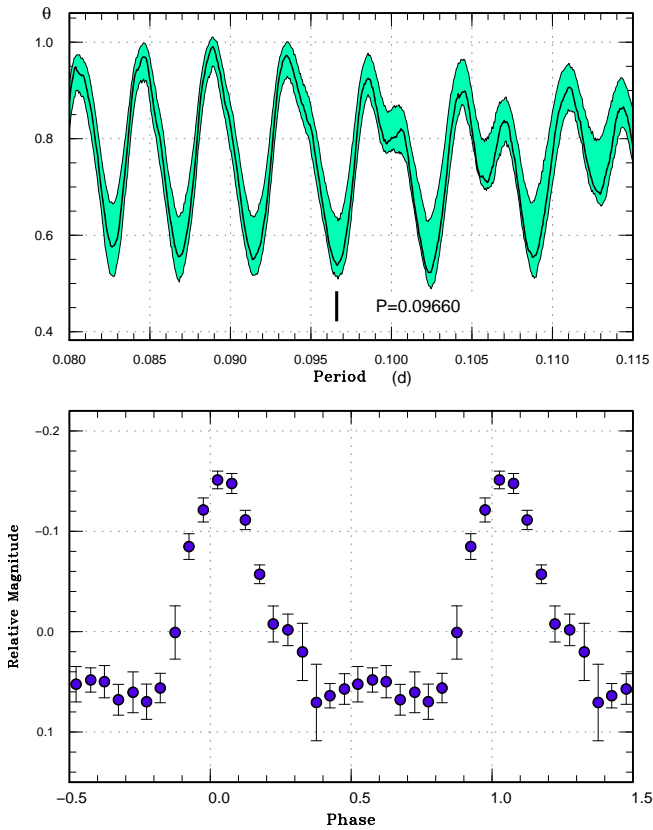
\*BJD-2400000.

 $^\dagger$  Against max = 2457466.3052 + 0.039051*E*. $^\ddagger$  Number of points used to determine the maximum.**E-table 104.** Superhump maxima of SDSS J032015 (2016)

| $E$ | max*       | error  | $O - C^\dagger$ | $N^\ddagger$ |
|-----|------------|--------|-----------------|--------------|
| 0   | 57653.5127 | 0.0031 | -0.0045         | 24           |
| 1   | 57653.5964 | 0.0004 | 0.0054          | 70           |
| 2   | 57653.6674 | 0.0005 | 0.0027          | 51           |
| 26  | 57655.4311 | 0.0026 | -0.0038         | 32           |
| 27  | 57655.5077 | 0.0005 | -0.0009         | 73           |
| 134 | 57663.4055 | 0.0008 | 0.0049          | 55           |
| 136 | 57663.5504 | 0.0012 | 0.0023          | 73           |
| 137 | 57663.6156 | 0.0023 | -0.0062         | 59           |

\*BJD-2400000.

 $^\dagger$  Against max = 2457653.5172 + 0.073757*E*. $^\ddagger$  Number of points used to determine the maximum.



**E-figure 101.** Superhumps in SDSS J113551 (2017). (Upper): PDM analysis. The selected period was one of the possibilities. (Lower): Phase-averaged profile.

**E-table 105.** Superhump maxima of SDSS J113551 (2017)

| $E$ | max*       | error  | $O - C^\dagger$ | $N^\S$ |
|-----|------------|--------|-----------------|--------|
| 0   | 57803.4956 | 0.0004 | 0.0021          | 75     |
| 1   | 57803.5880 | 0.0007 | -0.0023         | 51     |
| 18  | 57805.2362 | 0.0007 | 0.0001          | 181    |

\*BJD-2400000.

$^\dagger$  Against max = 2457803.4935 + 0.096810E.

$^\S$  Number of points used to determine the maximum.

**E-table 106.** Superhump maxima of SDSS J115207 (2017)

| $E$ | max*       | error  | $O - C^\dagger$ | phase $^\ddagger$ | $N^\S$ |
|-----|------------|--------|-----------------|-------------------|--------|
| 0   | 57799.9836 | 0.0007 | 0.0026          | 0.39              | 85     |
| 1   | 57800.0452 | 0.0008 | -0.0059         | 0.30              | 124    |
| 2   | 57800.1165 | 0.0007 | -0.0047         | 0.35              | 129    |
| 3   | 57800.1865 | 0.0003 | -0.0049         | 0.38              | 167    |
| 4   | 57800.2585 | 0.0006 | -0.0030         | 0.45              | 201    |
| 5   | 57800.3251 | 0.0007 | -0.0066         | 0.43              | 95     |
| 6   | 57800.4069 | 0.0042 | 0.0051          | 0.64              | 40     |
| 7   | 57800.4649 | 0.0011 | -0.0070         | 0.49              | 37     |
| 8   | 57800.5355 | 0.0011 | -0.0065         | 0.54              | 35     |
| 30  | 57802.0874 | 0.0003 | 0.0024          | 0.44              | 135    |
| 31  | 57802.1572 | 0.0003 | 0.0021          | 0.47              | 212    |
| 32  | 57802.2256 | 0.0005 | 0.0004          | 0.48              | 100    |
| 38  | 57802.6513 | 0.0003 | 0.0053          | 0.77              | 137    |
| 39  | 57802.7211 | 0.0003 | 0.0049          | 0.79              | 180    |
| 44  | 57803.0735 | 0.0005 | 0.0066          | 1.00              | 85     |
| 51  | 57803.5650 | 0.0014 | 0.0073          | 0.25              | 29     |
| 52  | 57803.6365 | 0.0013 | 0.0085          | 0.31              | 30     |
| 86  | 57806.0129 | 0.0019 | 0.0005          | 0.38              | 21     |
| 87  | 57806.0859 | 0.0007 | 0.0033          | 0.46              | 36     |
| 88  | 57806.1566 | 0.0011 | 0.0039          | 0.50              | 37     |
| 89  | 57806.2262 | 0.0009 | 0.0034          | 0.53              | 91     |
| 90  | 57806.2958 | 0.0013 | 0.0028          | 0.56              | 87     |
| 91  | 57806.3650 | 0.0008 | 0.0019          | 0.58              | 43     |
| 129 | 57809.0207 | 0.0018 | -0.0074         | 0.78              | 62     |
| 130 | 57809.0898 | 0.0022 | -0.0085         | 0.80              | 61     |
| 131 | 57809.1619 | 0.0030 | -0.0065         | 0.86              | 56     |

\*BJD-2400000.

$^\dagger$  Against max = 2457799.9810 + 0.070133E.

$^\ddagger$  Orbital phase.

$^\S$  Number of points used to determine the maximum.

**E-table 107.** Superhump maxima of SDSS J115207 (2009)

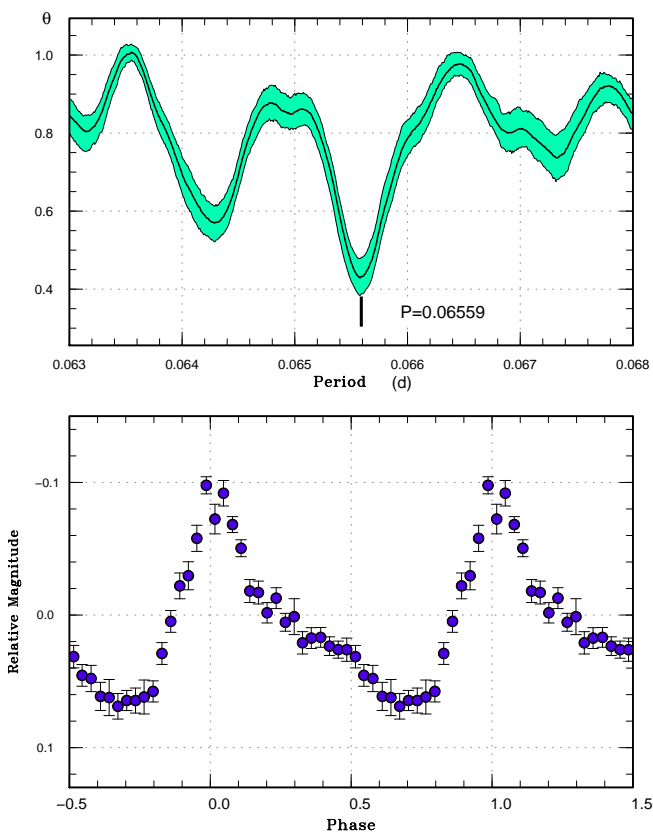
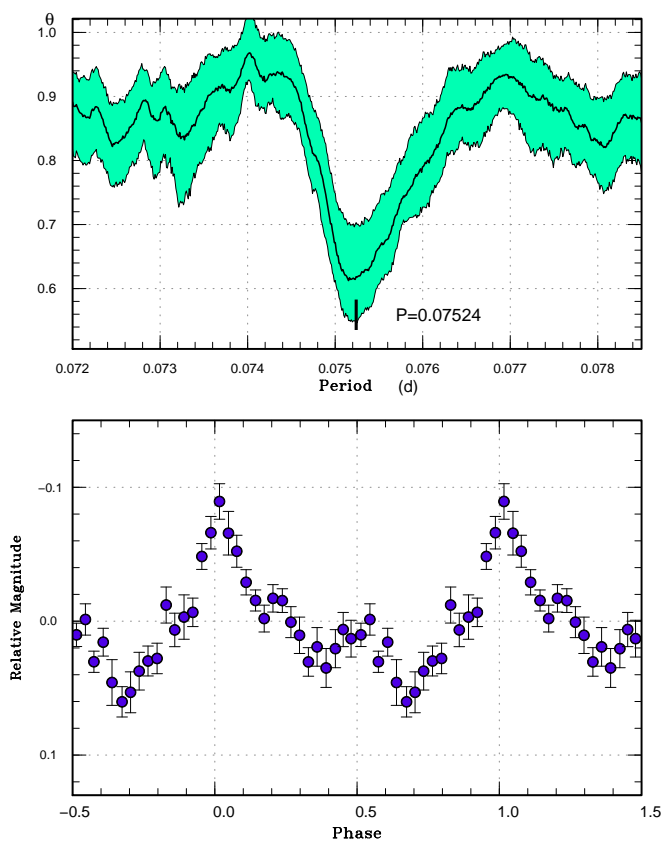
| $E$ | max*       | error  | $O - C^\dagger$ | phase $^\ddagger$ | $N^\S$ |
|-----|------------|--------|-----------------|-------------------|--------|
| 0   | 54993.9978 | 0.0051 | -0.0003         | 0.44              | 72     |
| 1   | 54994.0646 | 0.0007 | -0.0035         | 0.43              | 136    |
| 39  | 54996.7378 | 0.0073 | 0.0086          | 0.88              | 9      |
| 67  | 54998.6894 | 0.0034 | -0.0005         | 0.69              | 17     |
| 68  | 54998.7556 | 0.0019 | -0.0044         | 0.67              | 31     |

\*BJD-2400000.

 $^\dagger$ Against max = 2454993.9981 + 0.070028 $E$ . $^\ddagger$ Orbital phase. $^\S$ Number of points used to determine the maximum.**E-table 108.** Superhump maxima of SDSS J131432 (2017)

| $E$ | max*       | error  | $O - C^\dagger$ | $N^\ddagger$ |
|-----|------------|--------|-----------------|--------------|
| 0   | 57842.5432 | 0.0004 | 0.0014          | 60           |
| 2   | 57842.6754 | 0.0005 | 0.0024          | 43           |
| 12  | 57843.3287 | 0.0004 | -0.0005         | 54           |
| 13  | 57843.3928 | 0.0004 | -0.0020         | 62           |
| 14  | 57843.4579 | 0.0004 | -0.0026         | 56           |
| 53  | 57846.0226 | 0.0033 | 0.0030          | 86           |
| 54  | 57846.0845 | 0.0008 | -0.0008         | 136          |
| 55  | 57846.1499 | 0.0009 | -0.0009         | 102          |

\*BJD-2400000.

 $^\dagger$ Against max = 2457842.5418 + 0.065620 $E$ . $^\ddagger$ Number of points used to determine the maximum.**E-figure 102.** Superhumps in SDSS J131432 (2017). (Upper): PDM analysis. (Lower): Phase-averaged profile.**E-figure 103.** Superhumps in SDSS J153015 (2017). (Upper): PDM analysis. (Lower): Phase-averaged profile.

**E-table 109.** Superhump maxima of SDSS J153015 (2017)

| $E$ | max*       | error  | $O - C^\dagger$ | $N^\ddagger$ |
|-----|------------|--------|-----------------|--------------|
| 0   | 57822.5636 | 0.0025 | 0.0023          | 36           |
| 13  | 57823.5380 | 0.0025 | -0.0022         | 58           |
| 14  | 57823.6147 | 0.0011 | -0.0007         | 74           |
| 15  | 57823.6903 | 0.0011 | -0.0005         | 62           |
| 41  | 57825.6497 | 0.0018 | 0.0011          | 44           |

\*BJD-2400000.

$^\dagger$ Against max = 2457822.5613 + 0.075301E.

$^\ddagger$ Number of points used to determine the maximum.

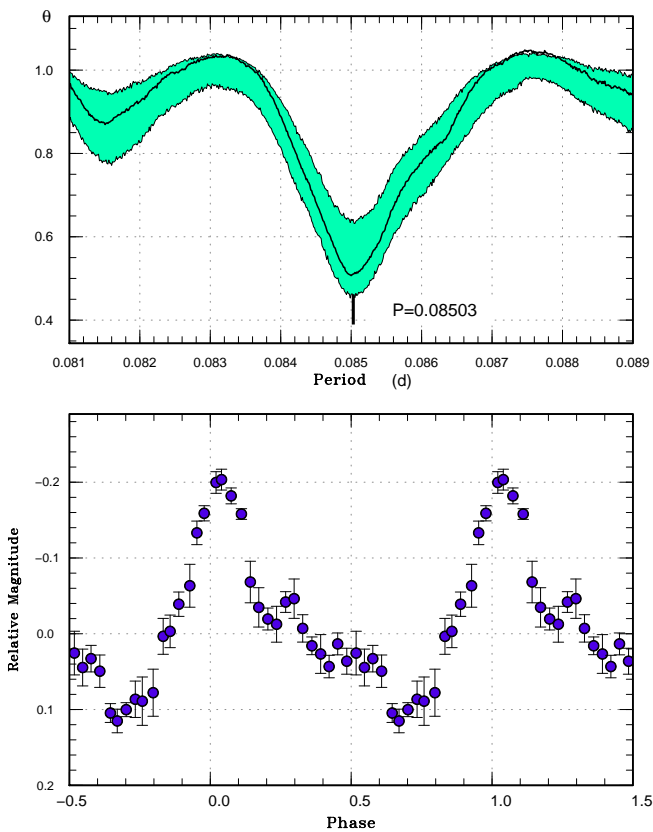
**E-table 110.** Superhump maxima of SDSS J155720 (2016)

| $E$ | max*       | error  | $O - C^\dagger$ | $N^\ddagger$ |
|-----|------------|--------|-----------------|--------------|
| 0   | 57467.7552 | 0.0050 | 0.0009          | 17           |
| 1   | 57467.8406 | 0.0004 | 0.0009          | 41           |
| 2   | 57467.9249 | 0.0025 | -0.0005         | 12           |
| 12  | 57468.7812 | 0.0009 | 0.0002          | 17           |
| 13  | 57468.8640 | 0.0014 | -0.0025         | 12           |
| 23  | 57469.7278 | 0.0030 | 0.0056          | 25           |
| 24  | 57469.8008 | 0.0009 | -0.0070         | 30           |
| 29  | 57470.2381 | 0.0047 | 0.0025          | 93           |

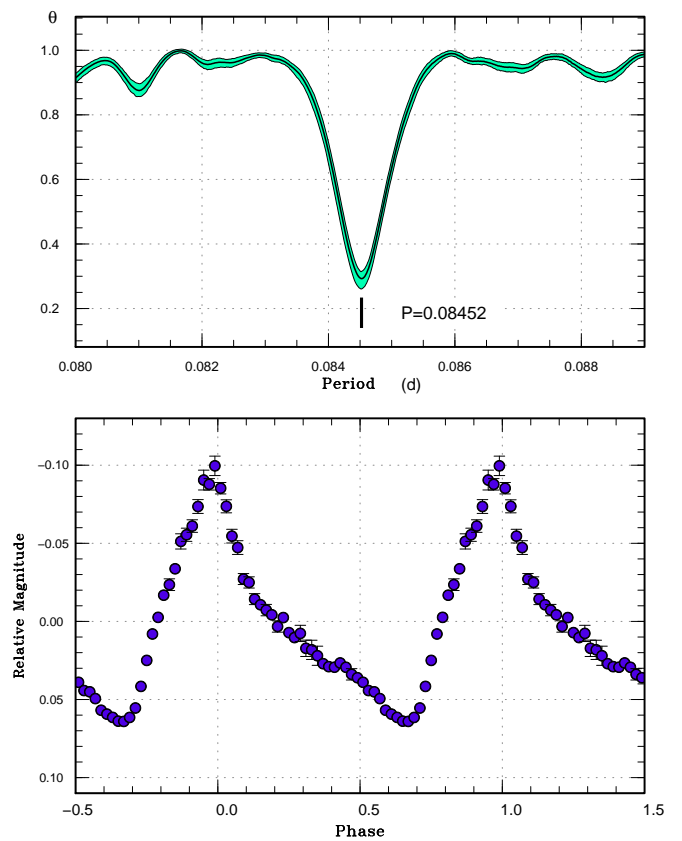
\*BJD-2400000.

$^\dagger$ Against max = 2457467.7542 + 0.085565E.

$^\ddagger$ Number of points used to determine the maximum.



**E-figure 104.** Superhumps in SDSS J155720 (2016). (Upper): PDM analysis. The data segment BJD 2457467–2457471 was used. (Lower): Phase-averaged profile.



**E-figure 105.** Superhumps in SSS J134850 during the superoutburst plateau (2016). (Upper): PDM analysis. (Lower): Phase-averaged profile.

**E-table 111.** Superhump maxima of SSS J134850 (2016)

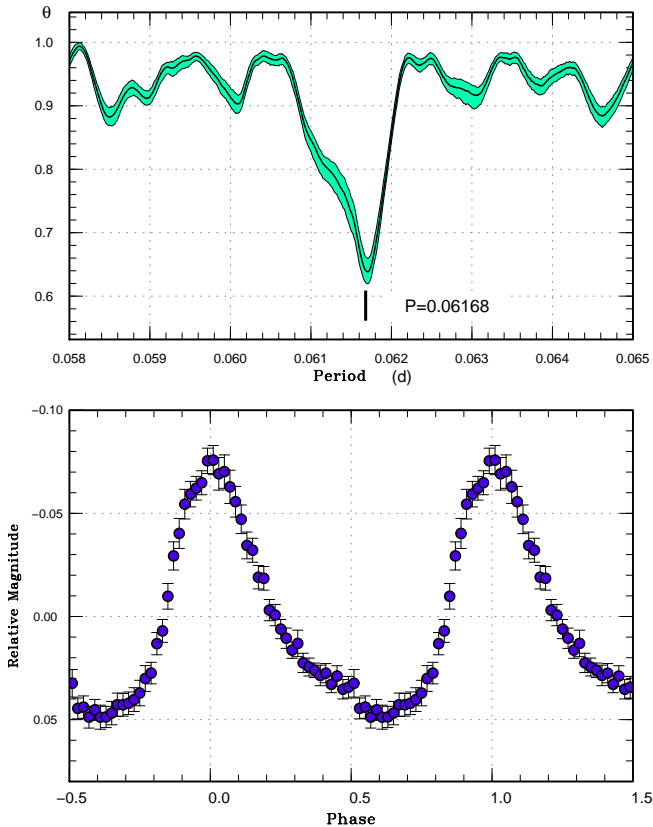
| $E$ | max*       | error  | $O - C^\dagger$ | $N^\ddagger$ |
|-----|------------|--------|-----------------|--------------|
| 0   | 57499.6580 | 0.0009 | -0.0030         | 28           |
| 1   | 57499.7437 | 0.0009 | -0.0018         | 20           |
| 12  | 57500.6755 | 0.0014 | 0.0002          | 29           |
| 13  | 57500.7634 | 0.0019 | 0.0035          | 10           |
| 24  | 57501.6888 | 0.0008 | -0.0009         | 27           |
| 32  | 57502.3677 | 0.0003 | 0.0017          | 195          |
| 33  | 57502.4507 | 0.0004 | 0.0002          | 195          |
| 44  | 57503.3822 | 0.0003 | 0.0018          | 195          |
| 45  | 57503.4669 | 0.0003 | 0.0020          | 195          |
| 46  | 57503.5504 | 0.0003 | 0.0009          | 193          |
| 55  | 57504.3106 | 0.0003 | 0.0003          | 155          |
| 56  | 57504.3938 | 0.0003 | -0.0010         | 179          |
| 67  | 57505.3233 | 0.0003 | -0.0014         | 194          |
| 68  | 57505.4080 | 0.0003 | -0.0013         | 195          |
| 69  | 57505.4916 | 0.0004 | -0.0022         | 132          |
| 79  | 57506.3402 | 0.0003 | 0.0011          | 193          |
| 80  | 57506.4236 | 0.0005 | -0.0001         | 163          |

\*BJD-2400000.

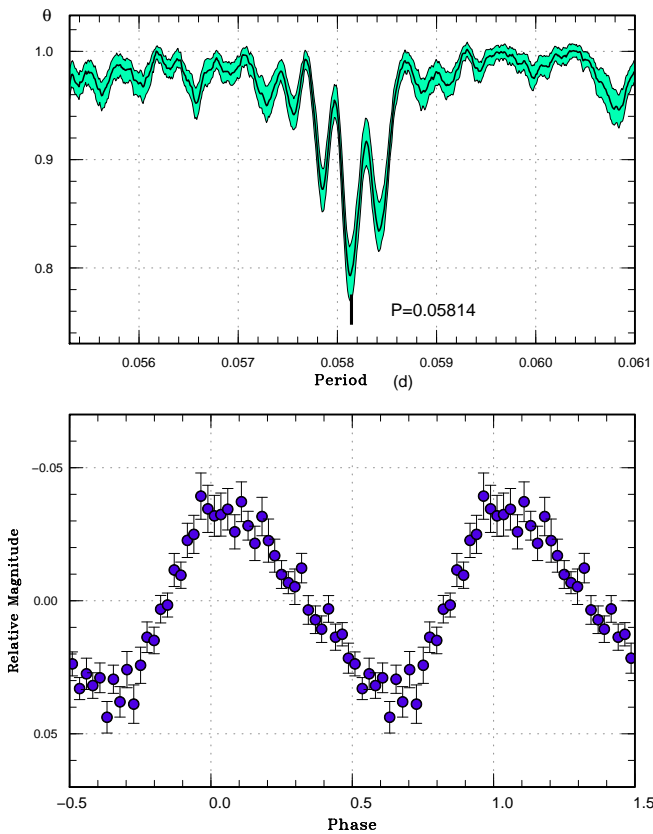
 $^\dagger$  Against max = 2457499.6609 + 0.084534*E*. $^\ddagger$  Number of points used to determine the maximum.**E-table 112.** Superhump maxima of TCP J013758 (2016)

| $E$ | max*       | error  | $O - C^\dagger$ | $N^\ddagger$ |
|-----|------------|--------|-----------------|--------------|
| 0   | 57681.5361 | 0.0011 | -0.0179         | 52           |
| 9   | 57682.0851 | 0.0006 | -0.0246         | 92           |
| 10  | 57682.1605 | 0.0008 | -0.0109         | 115          |
| 11  | 57682.2268 | 0.0009 | -0.0064         | 114          |
| 12  | 57682.2862 | 0.0012 | -0.0088         | 93           |
| 14  | 57682.4183 | 0.0004 | -0.0002         | 54           |
| 15  | 57682.4761 | 0.0006 | -0.0042         | 68           |
| 31  | 57683.4787 | 0.0002 | 0.0104          | 50           |
| 32  | 57683.5401 | 0.0001 | 0.0100          | 144          |
| 33  | 57683.6015 | 0.0002 | 0.0097          | 96           |
| 34  | 57683.6623 | 0.0001 | 0.0087          | 96           |
| 35  | 57683.7237 | 0.0002 | 0.0083          | 74           |
| 43  | 57684.2157 | 0.0003 | 0.0063          | 77           |
| 44  | 57684.2781 | 0.0006 | 0.0070          | 40           |
| 45  | 57684.3399 | 0.0005 | 0.0071          | 26           |
| 46  | 57684.4011 | 0.0007 | 0.0065          | 24           |
| 47  | 57684.4575 | 0.0022 | 0.0011          | 13           |
| 48  | 57684.5246 | 0.0002 | 0.0065          | 99           |
| 49  | 57684.5847 | 0.0002 | 0.0049          | 95           |
| 50  | 57684.6469 | 0.0002 | 0.0053          | 96           |
| 51  | 57684.7078 | 0.0002 | 0.0044          | 96           |
| 59  | 57685.1987 | 0.0012 | 0.0013          | 15           |
| 60  | 57685.2604 | 0.0006 | 0.0013          | 22           |
| 61  | 57685.3220 | 0.0005 | 0.0011          | 24           |
| 62  | 57685.3817 | 0.0010 | -0.0010         | 16           |
| 72  | 57685.9980 | 0.0005 | -0.0022         | 82           |
| 73  | 57686.0596 | 0.0003 | -0.0024         | 159          |
| 74  | 57686.1213 | 0.0003 | -0.0024         | 184          |
| 75  | 57686.1829 | 0.0002 | -0.0026         | 184          |
| 76  | 57686.2437 | 0.0003 | -0.0035         | 185          |
| 77  | 57686.3063 | 0.0007 | -0.0027         | 67           |
| 92  | 57687.2313 | 0.0006 | -0.0040         | 43           |
| 93  | 57687.2939 | 0.0003 | -0.0031         | 67           |
| 94  | 57687.3563 | 0.0004 | -0.0024         | 58           |
| 110 | 57688.3457 | 0.0004 | -0.0012         | 68           |
| 123 | 57689.1529 | 0.0006 | 0.0033          | 113          |
| 124 | 57689.2155 | 0.0006 | 0.0041          | 113          |
| 140 | 57690.2052 | 0.0004 | 0.0058          | 60           |
| 142 | 57690.3288 | 0.0009 | 0.0058          | 32           |
| 157 | 57691.2510 | 0.0006 | 0.0017          | 34           |
| 158 | 57691.3082 | 0.0020 | -0.0028         | 17           |
| 208 | 57694.3812 | 0.0015 | -0.0174         | 47           |

\*BJD-2400000.

 $^\dagger$  Against max = 2457681.5540 + 0.061753*E*. $^\ddagger$  Number of points used to determine the maximum.**E-figure 106.** Superhumps in TCP J013758 (2016). (Upper): PDM analysis. (Lower): Phase-averaged profile.





**E-figure 107.** Superhumps in TCP J180018 (2016). (Upper): PDM analysis. (Lower): Phase-averaged profile.

**E-table 113.** Superhump maxima of TCP J180018 (2016)

| $E$ | max*       | error  | $O - C^\dagger$ | $N^\ddagger$ |
|-----|------------|--------|-----------------|--------------|
| 0   | 57470.2775 | 0.0019 | -0.0068         | 71           |
| 26  | 57471.8134 | 0.0003 | 0.0098          | 50           |
| 27  | 57471.8728 | 0.0002 | 0.0107          | 68           |
| 44  | 57472.8624 | 0.0003 | 0.0068          | 280          |
| 45  | 57472.9255 | 0.0016 | 0.0116          | 78           |
| 60  | 57473.7907 | 0.0005 | 0.0002          | 50           |
| 61  | 57473.8498 | 0.0005 | 0.0008          | 62           |
| 62  | 57473.9066 | 0.0005 | -0.0008         | 44           |
| 79  | 57474.8888 | 0.0013 | -0.0120         | 16           |
| 94  | 57475.7742 | 0.0017 | -0.0033         | 26           |
| 95  | 57475.8288 | 0.0008 | -0.0070         | 50           |
| 96  | 57475.8905 | 0.0010 | -0.0038         | 48           |
| 111 | 57476.7652 | 0.0100 | -0.0056         | 30           |
| 112 | 57476.8183 | 0.0012 | -0.0110         | 50           |
| 113 | 57476.8843 | 0.0020 | -0.0035         | 50           |
| 146 | 57478.8122 | 0.0007 | -0.0040         | 52           |
| 147 | 57478.8707 | 0.0008 | -0.0039         | 50           |
| 163 | 57479.8054 | 0.0032 | -0.0042         | 52           |
| 164 | 57479.8668 | 0.0008 | -0.0013         | 50           |
| 197 | 57481.8052 | 0.0021 | 0.0087          | 34           |
| 199 | 57481.9208 | 0.0011 | 0.0074          | 12           |
| 205 | 57482.2678 | 0.0032 | 0.0037          | 31           |
| 232 | 57483.8509 | 0.0013 | 0.0091          | 70           |
| 233 | 57483.9108 | 0.0021 | 0.0105          | 42           |
| 248 | 57484.7812 | 0.0015 | 0.0043          | 60           |
| 249 | 57484.8333 | 0.0013 | -0.0020         | 52           |
| 266 | 57485.8212 | 0.0007 | -0.0075         | 72           |
| 267 | 57485.8802 | 0.0014 | -0.0070         | 70           |

\*BJD-2400000.

†Against max = 2457470.2843 + 0.058438E.

‡Number of points used to determine the maximum.