

Robots attack planning

khokhlov.iyu

December 2019

1 Introduction

Our interest is mainly focused on autonomous legged robots. We validate our algorithms and ideas taking part in world competition - Robocup. The competition is autonomous playing of 4 robots each team. Robots must be similar to human in sensors, body structure, proportions and even center of mass. They can communicate via Wi-Fi network with each other and referee. The field of play looks like FIFA football field, but it much smaller - 6×9 meters.




Figure 1: Center of coordinates is placed in the middle of the field. Positive X-axis is direct to enemy goals. The angle θ rises counterclockwise

Ability to score goal as fast as possible is important part of football. We consider to improve speed and quality of game by adding more complicated kick direction solver. Previous process of choosing kick direction was based only on the ball position on the field. Now we propose to use information about our and enemy robots positions.

2 Problem

We divide ball path planning into two main parts. To start we decide to optimize only ball movement. Robots is ball ability to move. This allows as to get working prototype faster. Then we plan to add robot movement to this optimization. Moreover now we only consider attacking part of the game. This mean, this algorithm take place only when one of our robot control the ball.


2.1 Robots

We approximate our robots as a vector with start in (x, y) and orientation θ . Robot can kick for 2 and 4 meters forward and 1.5 meters side. It illustrated on Fig??.



Figure 2: One grid cell is equal to 0.5 m. Robot coordinates: $(x, y, \theta) = (0.5, 0, 0)$

We can't definitely say something about enemy robot orientation. We can just measure its instant velocity v . So we decide to approximate enemy robots with circle sector. It will predict its possible position for several seconds t . The circle radius $R = v \times t$ and sector angle $\alpha = \frac{\pi}{3}$.



2.2 Graph

We divide field into 10×10 cm squares. The centers of this squares will be vertices of the graph. This is all possible balls and robots positions on the field. All vertices is contained in 2-dimensional matrix with shape 50×35 . Values in matrix cells have information about existing objects in this cell on the field. Edges will define all possible paths for ball. We will build the ways using next algorithm. We build circles with radii equal to possible distances of kick in the center with now ball position. The edge - line connecting center of circle and all intersection with grid cells. Then we build circles in the same way but with center in intersections.

So numbers of edges

$$N \approx L/0.1 = 126 + 251 = 377$$

It is polynomial depends on number of kick between first and goal kick (normally, 2-3 kicks is enough to score goal).

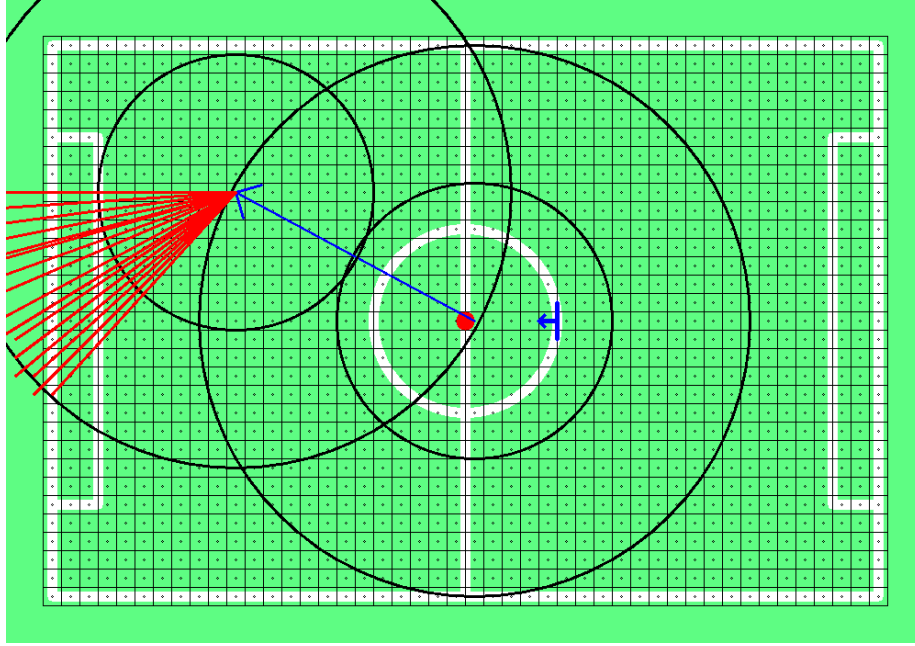


Figure 3: Let's put ball on the center of field. We define indicated cell coordinates as $x = \text{int}((\text{ballX} + \text{shift} + \text{fieldLength}/2)/\text{gridStep})$ and $y = \text{int}((\text{ballY} + \text{shift} + \text{fieldLength}/2)/\text{gridStep})$. $\text{gridStep} = 0.2m$, $\text{shift} = 0.5m$ (robot can be positioned out of the field border so we consider this), $\text{fieldLength} = 9m$. So, $(x, y) = (25, 17)$.

2.3 Edges weight

Now let's discuss quantity of edge weight. We purpose it should depend on:

- Number of intersection with enemy robots sectors N .
- Difference between ball distance to goal after and before kick L .
- Time needed to our robot to get ball control after kick T .

There is two possibilities to use edges weights.

- Hard: We will use this weights to decrease computation. If edge weight is lower then weight threshold we won't consider it. If we can't give good pass or good kick there is two possible actions. Firstly, we can estimate ball handling robot position - check enemy robots around him, and, if it is good enough, we can dribble ball to enemy goal. Otherwise, we can try control ball, while our robot choosing better positions.

- Soft: We will use this weights directly in optimization task. This mean we will try to optimize not time, but weighted time. This approach might give better solution, but will take more computational resources. Total path weight is equal to:

$$W = \sum_i w_i t_i$$

$$w_i = \alpha(1 - n_i) + \beta l_i + \gamma \times \max((1 - t_i), 0)$$

$$\alpha + \beta + \gamma = 1$$

Turn to discussing how we can get α, β, γ . We suppose that maximum number of enemy robot on the field is 4. This mean that we can determine $n_i = \frac{N_i}{4}$. Our robot can move ball with one kick only for 4 meter, so $l_i = \frac{L_i}{4}$. We consider $t_i = \frac{T_i}{T_{max}}$, $T_{max} = 10s$. *Comment: T_{max} should be tuned. I suppose 10s is quite realistic value.* Let's put $\alpha = \beta = \gamma = 0.33$.

3 Optimization

We get graph with vertices as possible ball position on the field and edges as possible ball paths. Our target is to minimize weighted time before scoring the goal. Overall comprises time for approach ball to kick in chosen direction and time, while ball rolling throw field.

3.1 Heuristic function




Figure 4: Caption

Algorithm contain 2 steps:

- We find the shortest way from ball to goal. If it is intersected by enemy robot, approximated as static circles with radius equal to 50 cm, go to step 2. Fig.4, 1.
- We vary angle with step 5° and choose the shortest available path. Fig.4, 2.

$$H = \text{int}(\text{len}(\text{path})/4) + 1 + n$$

- minimal number of kicks before scoring the goal, n - the number of bends of the trajectory.

References