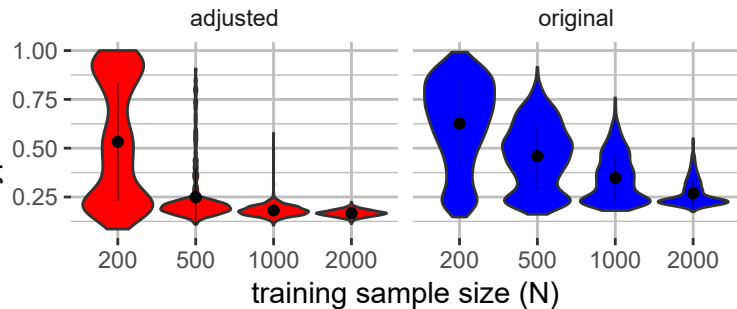


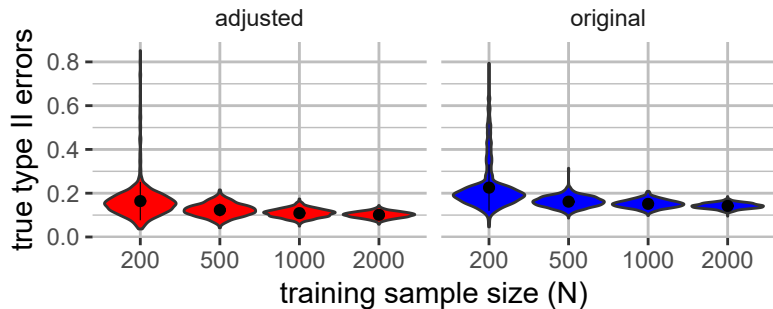
$m_0 = .95$ $m_1 = .05$ $\alpha = .05$ $\delta = .05$

true type II errors



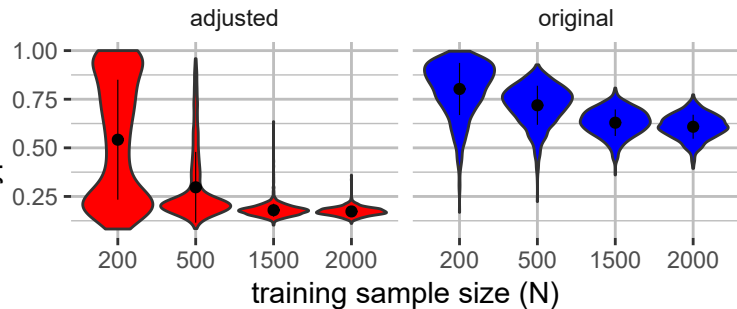
$m_0 = .95$ $m_1 = .05$ $\alpha = .1$ $\delta = .1$

true type II errors



$m_0 = .90$ $m_1 = .10$ $\alpha = .05$ $\delta = .05$

true type II errors



$m_0 = .90$ $m_1 = .10$ $\alpha = .1$ $\delta = .1$

true type II errors

