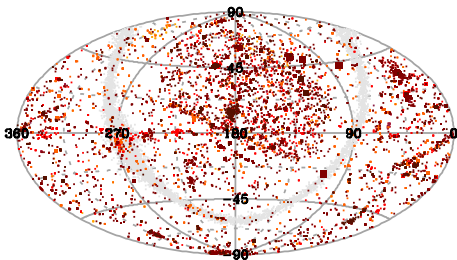
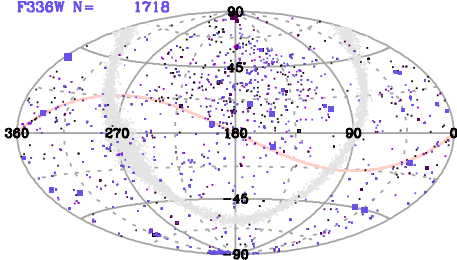


WFC3/UVIS:
 F225W N= 539
 F275W N= 1950
 F300X N= 168
 F336W N= 1718

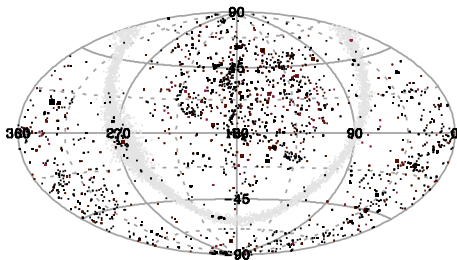
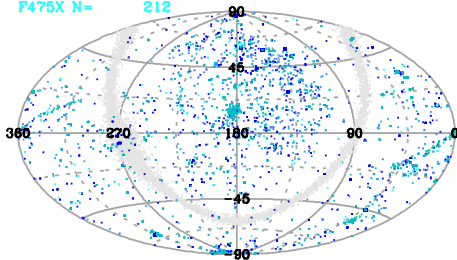
— Celestial Equator
 — Galactic plane+bulge



WFC3/UVIS:
 F775W N= 281
 F814W N= 3371
 F850LP N= 112

ACS/WFC:
 F775W N= 6525
 F814W N= 9968
 F850LP N= 3501

WFC3/UVIS:
 F390W N= 341
 F438W N= 683
 F475W N= 637
 F475X N= 212

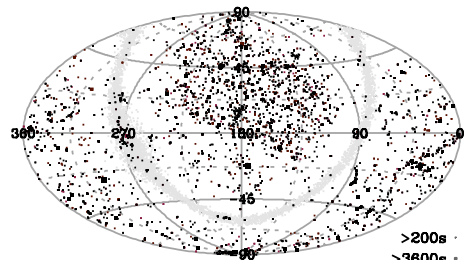
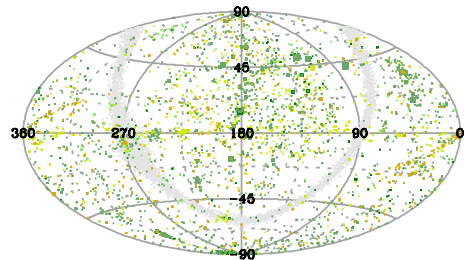


WFC3/IR:
 F098M N= 721
 F105W N= 2196
 F110W N= 3726

ACS/WFC:
 F435W N= 2056
 F475W N= 2296

WFC3/UVIS:
 F555W N= 711
 F606W N= 3590
 F625W N= 293

ACS/WFC:
 F555W N= 1114
 F606W N= 5909
 F625W N= 946



WFC3/IR:
 F125W N= 3270
 F140W N= 2266
 F160W N= 8357

>200s
 >3600s
 >7200s
 >10800s
 >14400s