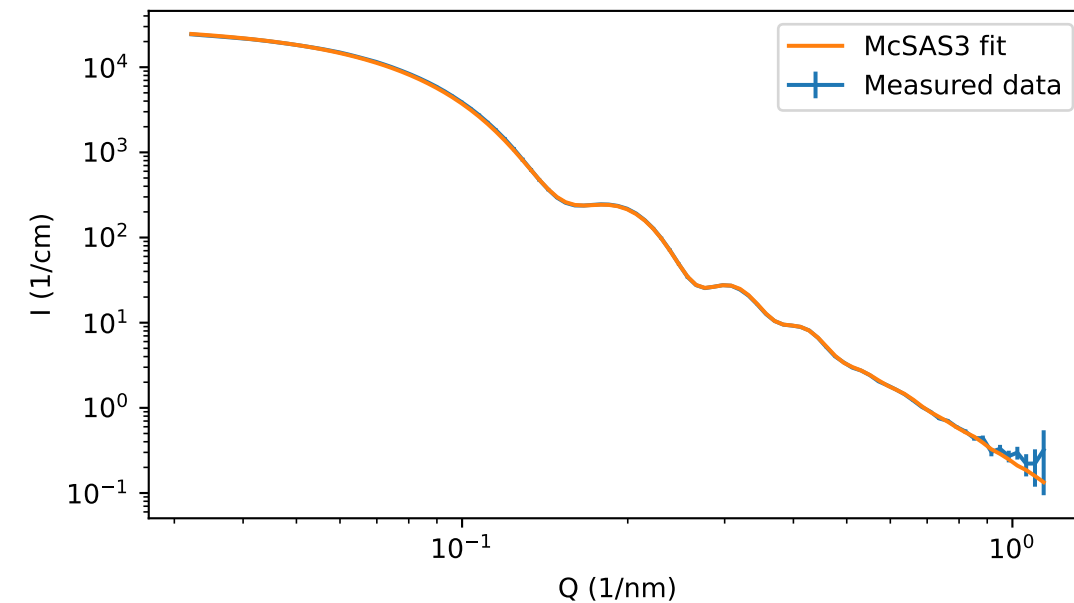


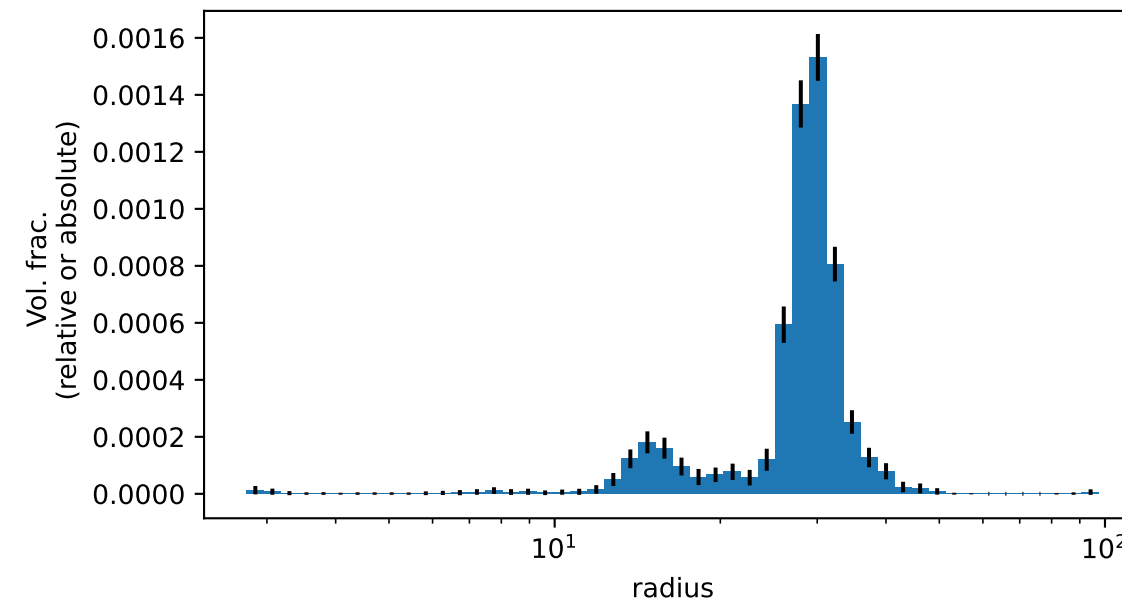
For $3.22\text{e-}02 \leq Q \text{ (1/nm)} \leq 1.14\text{e+}00$

scaling : $1.97\text{e+}00 \pm 5.93\text{e-}03$ ($\pm 0.30 \%$)
background: $-7.27\text{e-}04 \pm 2.35\text{e-}02$ ($\pm -3225.41 \%$)
gof : $9.64\text{e-}01 \pm 3.29\text{e-}02$ ($\pm 3.41 \%$)
accepted : $7.29\text{e+}02 \pm 3.03\text{e+}01$ ($\pm 4.16 \%$)
step : $4.60\text{e+}03 \pm 3.17\text{e+}02$ ($\pm 6.90 \%$)



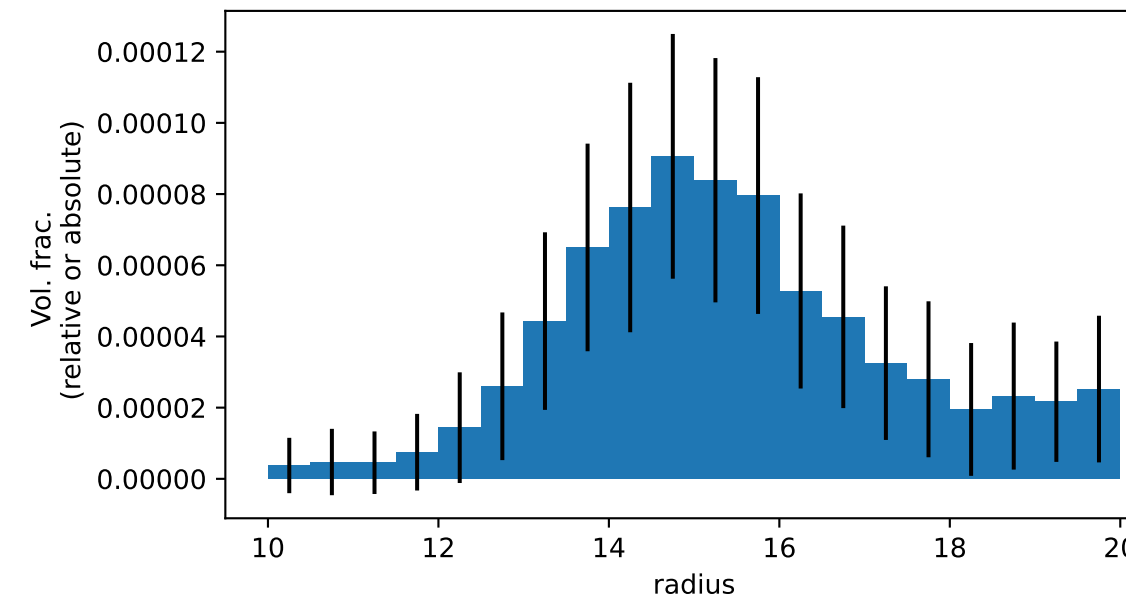
For $2.76\text{e+}00 \leq \text{radius} \leq 9.75\text{e+}01$, vol-weighted

totalValue: $5.91\text{e-}03 \pm 1.78\text{e-}05$ ($\pm 0.30 \%$)
mean : $2.77\text{e+}01 \pm 1.23\text{e-}01$ ($\pm 0.45 \%$)
variance : $4.54\text{e+}01 \pm 7.25\text{e+}00$ ($\pm 15.97 \%$)
skew : $2.44\text{e-}02 \pm 1.41\text{e+}00$ ($\pm 5784.04 \%$)
kurtosis : $1.24\text{e+}01 \pm 1.04\text{e+}01$ ($\pm 83.26 \%$)



For $1.00\text{e+}01 \leq \text{radius} \leq 2.00\text{e+}01$, vol-weighted

totalValue: $7.49\text{e-}04 \pm 2.19\text{e-}05$ ($\pm 2.92 \%$)
mean : $1.54\text{e+}01 \pm 1.53\text{e-}01$ ($\pm 0.99 \%$)
variance : $3.77\text{e+}00 \pm 4.54\text{e-}01$ ($\pm 12.05 \%$)
skew : $2.91\text{e-}01 \pm 1.92\text{e-}01$ ($\pm 66.00 \%$)
kurtosis : $2.81\text{e+}00 \pm 2.46\text{e-}01$ ($\pm 8.73 \%$)



For $2.00\text{e+}01 \leq \text{radius} \leq 4.00\text{e+}01$, vol-weighted

totalValue: $5.00\text{e-}03 \pm 4.06\text{e-}05$ ($\pm 0.81 \%$)
mean : $2.95\text{e+}01 \pm 9.18\text{e-}02$ ($\pm 0.31 \%$)
variance : $9.56\text{e+}00 \pm 5.50\text{e-}01$ ($\pm 5.76 \%$)
skew : $2.54\text{e-}01 \pm 1.62\text{e-}01$ ($\pm 63.63 \%$)
kurtosis : $4.31\text{e+}00 \pm 1.63\text{e-}01$ ($\pm 3.78 \%$)

