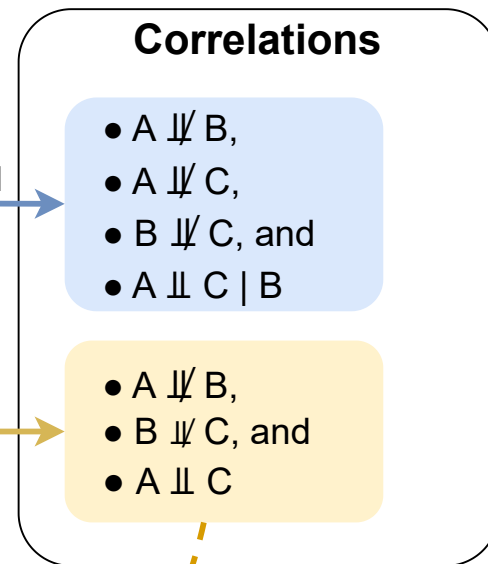
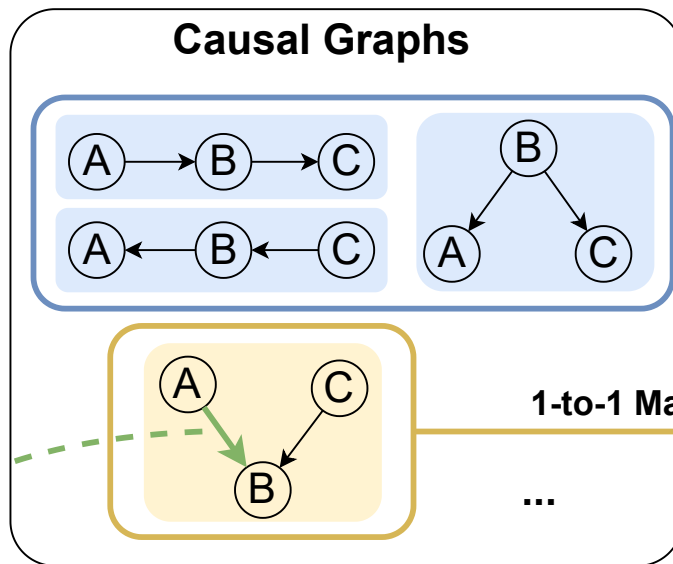
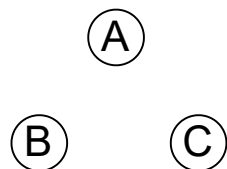


1. Choose the number of variables

2. Generate all unique causal graphs

3. Map each graph to a set of statistical correlations

E.g., $N=3$



Hypothesize a causal relation between two nodes

4. Compose the Data

Correlations

Suppose there is a closed system of 3 variables, A, B and C. All the statistical relations among these 3 variables are as follows:
A correlates with C. B correlates with C. However, A is independent of B.

Hypothesized Causation

A directly causes B.

Validity

Valid

Verbalize the statistical correlations

[The validity label is equivalent to the results after running the PC algorithm. I.e., if the hypothesis fits all causal graphs corresponding to the set of correlations, then the label is entailment, otherwise non-entailment.]