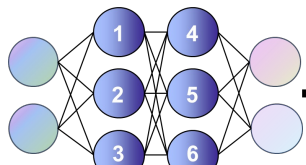
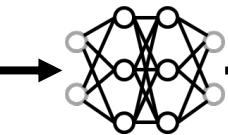




Local User j



Local Model j



Local Graph G_j

Affinity Calculator

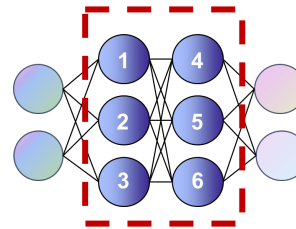
$$\tilde{K}_{[a,b,f,k]} = \tilde{K}_{w[a,b,f,k]} + \langle \tilde{K}_{act[a,f]} \rangle_{s=(1,1)}$$

Graph Matching Solver

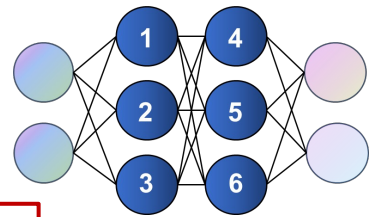


Permutation Matrix \tilde{P}

Perturbed Weights & Activations



w_j



$$W_{\mathcal{F}} = \frac{1}{2} (\alpha \times W_i + (1 - \alpha) \times W_j)$$

① **Model Graph Construction**

② **Local Model Perturbation**

③ **Federated Graph Matching**

④ **Private Neuron Alignment and Model Fusion**



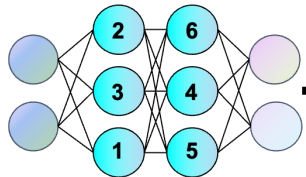
Consensus



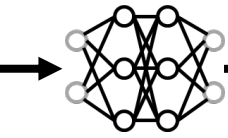
Transmit



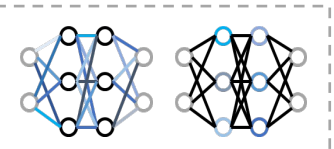
Local User i



Local Model i



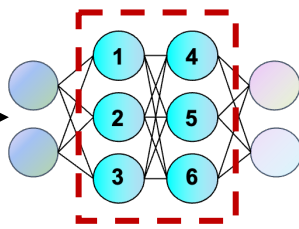
Local Graph G_i



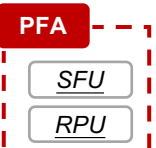
Perturbed Edges

Perturbed Nodes

\tilde{P}



w_i



PFA

SFU

RPU