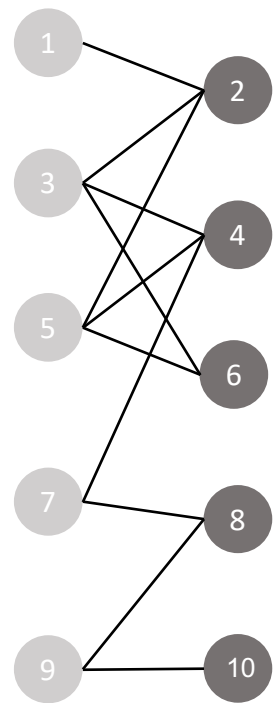


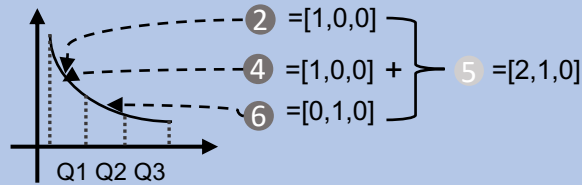
Interaction Matrix/  
User-item Bipartite Graph



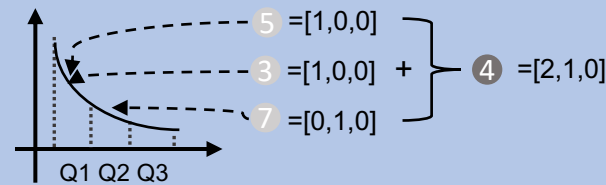
: User  
 : Item

Activity-based Feature (Section 4.1)

Item Activity Distribution



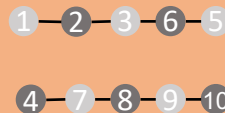
User Activity Distribution



We split the activity distribution of users and items into several bins and construct features based on the bin membership.


Co-occurrence-based Feature (Section 4.2.1)

Random Walks



Node2Vec

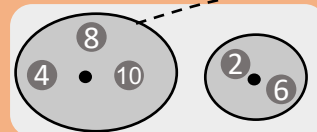
Node Embedding



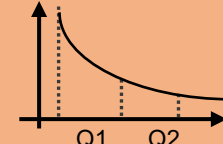
User Clusters



Item Clusters



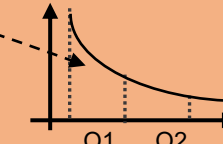
Cluster Size/Density Distribution



Suppose node 8's distance to the cluster centroid is 0.7 and that of node 10's is 0.5.

$$9 = [0.5 * (0.7 + 0.5), 0]$$

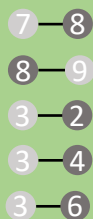
Cluster Size/Density Distribution



Based on the bin number, we compute the average distance of interacted user/item to the corresponding cluster centroids.

Interaction-based Feature (Section 4.2.2)

Interactions/Edges

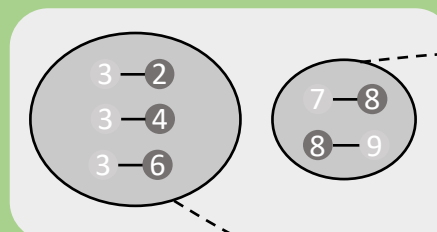


Interaction Embedding

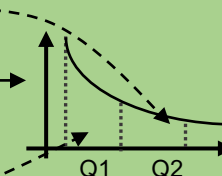


Clustering

Interaction Clusters



Cluster Size/Density Distribution



We construct interaction-based features based on bin membership of related interactions.

$$8 = [0, 2]$$

$$3 = [3, 0]$$