

Weekly Debt Highlights

ASIAN BONDS ONLINE

asianbondsonline.adb.org

12 December 2022

ADB

Economic Data Releases for 5–9 December 2022

Market	Indicator	Latest Period	Previous Period	Release Date	
Singapore	Retail Sales, year-on-year	Oct	10.4% Sep	11.3%	5-Dec
Philippines	Consumer Price Inflation, year-on-year	Nov	8.0% Oct	7.7%	6-Dec
Thailand	Consumer Price Inflation, year-on-year	Nov	5.6% Sep	6.0%	7-Dec
China, People's Rep of	Exports, year-on-year	Nov	-8.7% Oct	-0.3%	7-Dec
Japan	Gross Domestic Product, annualized and seasonally adjusted quarter-on-quarter	Q3 2022 Final	-0.8% Q3 2022 Preliminary	-1.2%	8-Dec
Japan	Balance-of-Payments Current Account Balance	Oct	JPY64.1 b Sep	JPY909.3 b	8-Dec
Korea, Rep. of	Balance-of-Payments Current Account Balance	Oct	USD0.9 b Sep	USD1.6 b	9-Dec
China, People's Rep of	Producer Price Inflation, year-on-year	Nov	-1.3% Oct	-1.3%	9-Dec
China, People's Rep of	Consumer Price Inflation, year-on-year	Nov	1.6% Oct	2.1%	9-Dec

b = billion, JPY = Japanese yen, Q3 = third quarter, USD = United States dollar.
Source: Bloomberg LP.

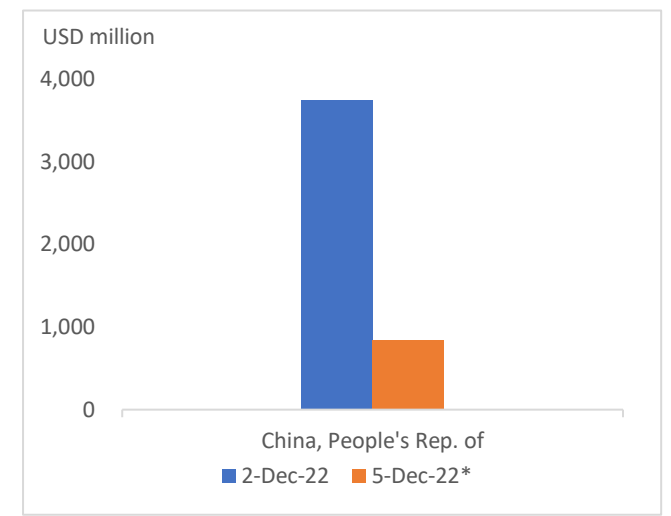
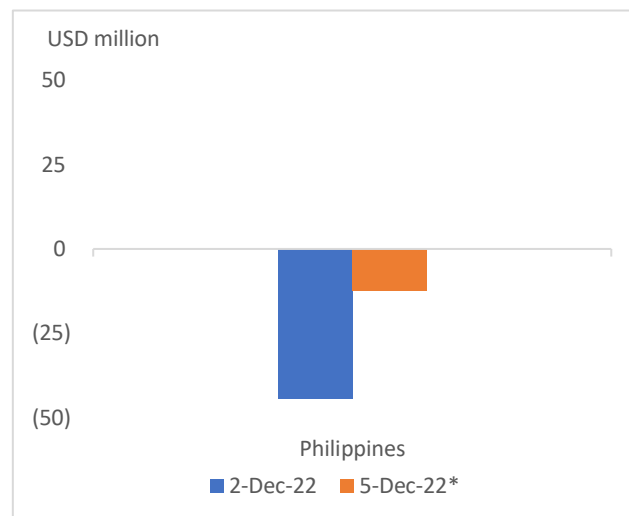
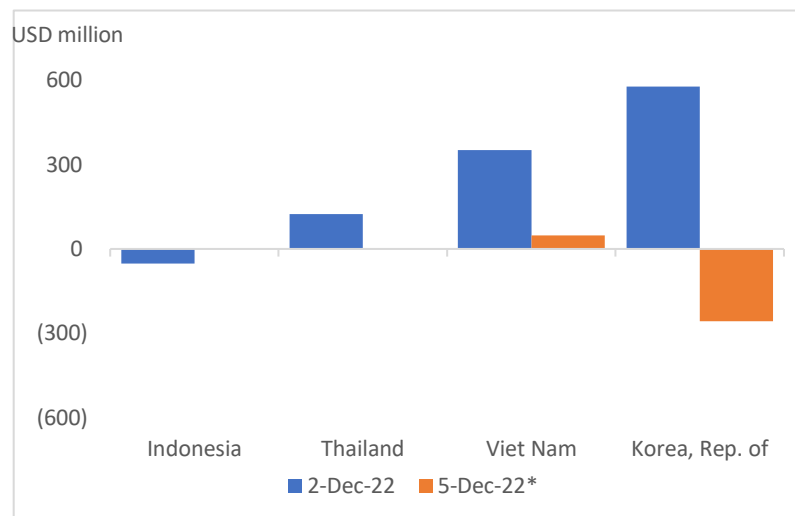
Financial Indicators

Market	2-Year Government Bond (%)		10-Year Government Bond (%)		5-Year Credit Default Swap Spread (bps)		Foreign Exchange Rate		Equity Index						
	2-Dec-22	9-Dec-22	2-Dec-22	9-Dec-22	2-Dec-22	9-Dec-22	2-Dec-22	9-Dec-22	2-Dec-22	9-Dec-22					
China, People's Rep. of	2.33	2.33	—	2.91	2.92	▲	76.80	74.52	▼	7.05	6.96	▲	3,156.14	3,206.95	▲
Hong Kong, China	4.36	4.31	▼	3.39	3.27	▼	—	—	—	7.79	7.79	▲	18,675.35	19,900.87	▲
Indonesia	6.11	6.12	▲	6.86	6.94	▲	91.58	99.77	▲	15,428.00	15,583.00	▼	7,019.64	6,715.12	▼
Japan	-0.02	-0.01	▲	0.26	0.00	▼	23.87	21.94	▼	134.31	136.56	▼	411.46	413.01	▲
Korea, Rep. of	3.77	3.78	▲	3.58	3.48	▼	50.93	53.59	▲	1,300.20	1,301.55	▼	2,434.33	2,389.04	▼
Malaysia	3.52	3.51	▼	4.02	4.07	▲	74.87	76.78	▲	4.39	4.40	▼	1,481.80	1,477.19	▼
Philippines	5.91	5.88	▼	7.00	6.87	▼	92.05	99.31	▲	55.77	55.38	▲	6,489.65	6,580.12	▲
Singapore	3.16	3.24	▲	2.99	2.95	▼	—	—	—	1.35	1.35	▼	3,259.14	3,245.97	▼
Thailand	1.75	1.71	▼	2.66	2.64	▼	57.55	58.55	▲	34.77	34.80	▼	1,641.63	1,623.13	▼
Viet Nam	4.76	4.73	▼	4.92	4.91	▼	136.64	144.30	▲	24,477.00	23,783.00	▲	1,080.01	1,051.81	▼

— = data not available, bps = basis points.

Notes:
1. Foreign exchange rates are presented against the United States dollar.
2. An arrow up (down) indicates an increase (decrease) from the figures of the previous week. For the foreign exchange rate, an arrow up (down) reflects an appreciation (depreciation) of the currency versus the US dollar.
Source: Bloomberg LP.

Capital Flows into Equity Markets



() = negative, USD = United States dollar.
* Data for the week ending 9 December 2022 are not yet available from the source. For Indonesia and Thailand, data for 5 December 2022 are not yet available from the source.
Source: Institute of International Finance.

Economic Calendar for 12–23 December 2022

December				
12 Monday	13 Tuesday	14 Wednesday	15 Thursday	16 Friday
JPN – Nov Producer Price Index, y-o-y (Oct: 9.1%) MAL – Oct Industrial Production, y-o-y (Sep: 10.8%)	PHI – Oct Exports, y-o-y (Sep: 7.0%)	JPN – Oct Final Industrial Production, y-o-y (Oct Preliminary: 3.7%)	PRC – 1-Year Medium-Term Lending Facility Rate (15 Nov: 2.75%) PRC – Nov Industrial Production, y-o-y (Oct: 5.0%) PRC – Nov Retail Sales, y-o-y (Oct: -0.1%) INO – Nov Exports, y-o-y (Oct: 12.3%) JPN – Nov Exports, y-o-y (Oct: 25.3%) PHI – Bangko Sentral ng Pilipinas Overnight Borrowing Rate (17 Nov: 5.00%)	
19 Monday MAL – Nov Exports, y-o-y (Oct: 15.0%) PHI – Nov Balance-of-Payments Overall (Oct: USD0.7 b)	20 Tuesday PRC – 1-Year Loan Prime Rate (21 Nov: 3.65%) PRC – 5-Year Loan Prime Rate (21 Nov: 4.30%) HKG – Nov Consumer Price Inflation, y-o-y (Oct: 1.8%) JPN – Policy Balance Rate (21 Oct: -0.10%)	21 Wednesday HKG – Q3 2022 Balance-of-Payments Current Account Balance (Q2 2022: HKD30.4 b)	22 Thursday KOR – Nov Producer Price Inflation, y-o-y (Oct: 7.3%) INO – Bank Indonesia 7-Day Reverse Repo Rate (17 Nov: 5.25%)	23 Friday JPN – Nov Consumer Price Inflation, y-o-y (Oct: 3.7%) MAL – Nov Consumer Price Inflation, y-o-y (Oct: 4.0%) SIN – Nov Industrial Production, y-o-y (Oct: -0.8%) KOR – Nov Retail Sales, y-o-y (Oct: 7.3%)

b = billion; HKG = Hong Kong, China; HKD = Hong Kong dollar; INO = Indonesia; JPN = Japan; JPY = Japanese yen; KOR = Republic of Korea; MAL = Malaysia; PHI = Philippines; PRC = People's Republic of China; Q2 = second quarter; Q3 = third quarter; SIN = Singapore; USD = United States dollar; y-o-y = year-on-year.
Sources: AsianBondsOnline and Bloomberg LP.

Selected Government Debt Security Issuance for 5–9 December 2022

Market	Auction Date	Type of Security	Average Yield (%)	Coupon (%)	Amount Offered (LCY billion)	Amount Issued (LCY billion)
China, People's Rep. of	7-Dec	1-Year Treasury Bonds	2.18	1.67	60.00	60.00
		5-Year Treasury Bonds	2.68	2.44	60.00	60.14
Hong Kong, China	6-Dec	91-Day Exchange Fund Bills	5.19		59.32	59.32
		182-Day Exchange Fund Bills	4.96		9.00	9.00
Indonesia	6-Dec	91-Day Treasury Bills	4.59			1,000.00
		365-Day Treasury Bills	5.20			550.00
		6-Year Treasury Bonds	6.52	6.38		450.00
		11-Year Treasury Bonds	6.97	7.00	15,000.00	6,050.00
		16-Year Treasury Bonds	7.15	7.13		2,500.00
		21-Year Treasury Bonds	7.18	7.13		3,550.00
Japan	6-Dec	30-Year Japanese Government Bonds	1.48	1.40	900.00	900.00
		8-Dec	6-Month Treasury Discount Bills	-0.13		4,000.00
	8-Dec	5-Year Japanese Government Bonds	0.12	0.10	2,500.00	2,500.00
		5-Dec	91-Day Monetary Stabilization Bonds	3.40		780.00
Korea, Rep. of	5-Dec	3-Year Korea Treasury Bonds	3.56	4.25	500.00	500.00
		7-Dec	2-Year Korea Treasury Bonds	3.79	4.12	2,710.00
Malaysia	7-Dec	10-Year Malaysian Government Securities	4.06	3.58	4.50	4.50
		9-Dec	182-Day Malaysian Treasury Bills	3.27		1.50
Philippines	5-Dec	91-Day Treasury Bills	4.09		5.00	5.00
		182-Day Treasury Bills	4.95		5.00	2.10
	6-Dec	11.9-Year Treasury Bonds	7.19	9.25	35.00	35.00
Singapore	6-Dec	4-Week Monetary Authority of Singapore Bills	3.15		9.40	9.40
		12-Week Monetary Authority of Singapore Bills	3.82		15.90	15.90
		1-Year Monetary Authority of Singapore FRNs	0.55		1.20	1.20
	8-Dec	6-Month Singapore Government Securities Bills	3.73		4.60	4.60
Thailand	6-Dec	91-Day Bank of Thailand Bills	1.09		60.00	60.00
		7-Dec	3.52-Year Government Bonds	1.95	2.35	30.00
	7-Dec	20.53-Year Government Bonds	3.65	3.45	13.50	13.50
Viet Nam	7-Dec	10-Year Treasury Bonds	4.80	4.80	9,000.00	9,000.00
		15-Year Treasury Bonds	4.90	4.90	3,000.00	3,000.00

LCY = local currency.

Sources: Local market sources and Bloomberg LP.

Other Bond Issuances for 5–9 December 2022

Market	Issuer	Coupon and Yield	Tenor	Amount
Malaysia	Cagamas	4.50% and 4.50%	5 Years	MYR1.0 billion
Philippines	Aboitiz Equity Ventures Inc.	6.87% and 6.87%	3.5 Years	PHP9.1 billion
Philippines	Aboitiz Equity Ventures Inc.	7.53% and 7.53%	7 Years	PHP10.9 billion

MYR = Malaysian ringgit, PHP = Philippine peso.
Sources: Local market sources and Bloomberg LP.