

Gender-Equality Index Methodology

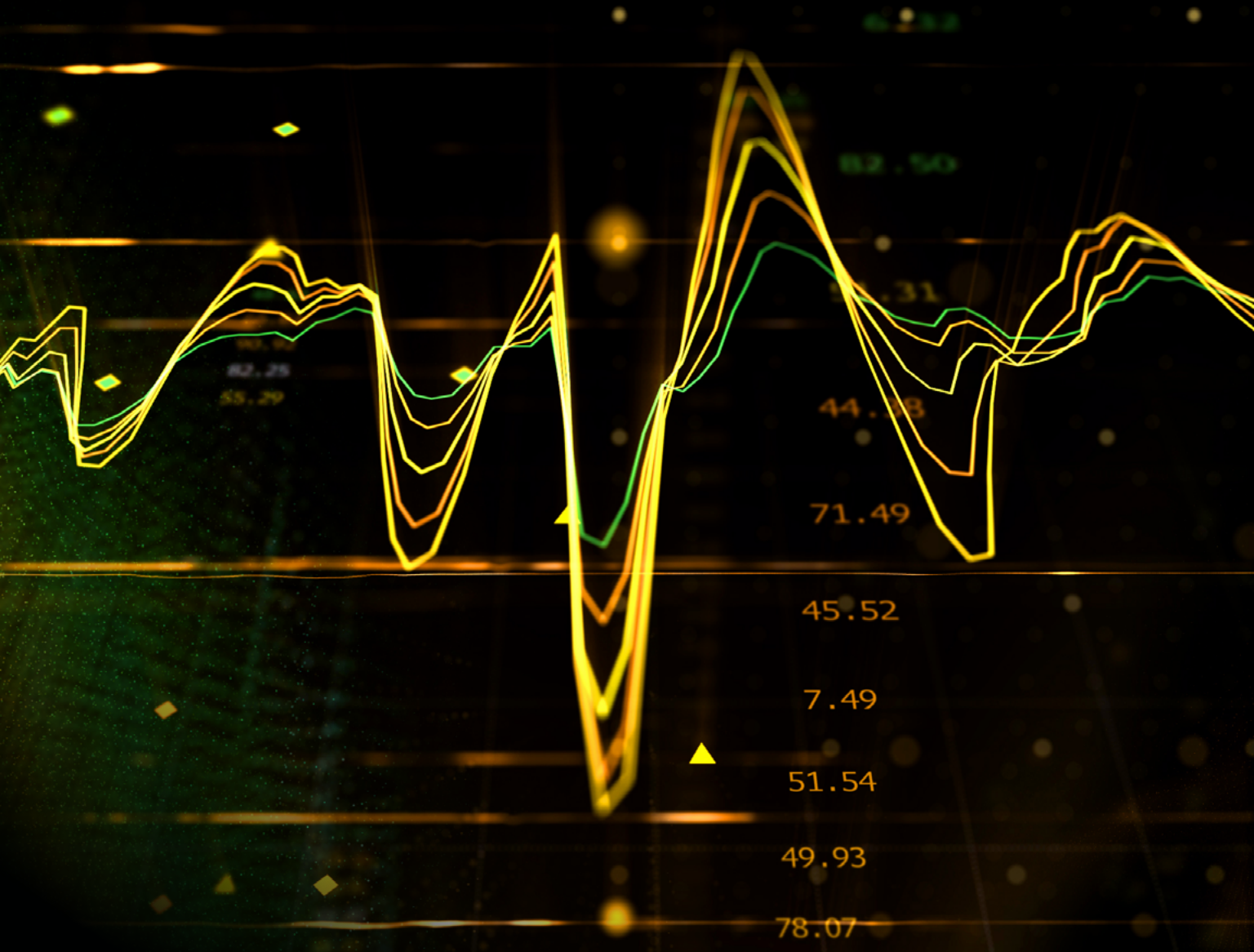


Bloomberg

Gender-Equality
Index

2023

45.52
7.49
51.54
49.93



Contents

- 03 A message from Bloomberg LP
- 04 Index overview
- 05 Index methodology
- 06 Scoring methodology
- 08 About the GEI

A message from Bloomberg LP

In today's environment, it has never been more critical for a company to demonstrate its commitment to solving for gender inequality. Stakeholders, including employees, investors, and regulators, care more than ever about how a company treats its employees and whether its products and services are helping serve the needs of society.

Leading the charge for transparency, the companies publishing their data through the Bloomberg Gender-Equality Reporting Framework have set a new standard for data reporting. By publicly releasing their gender-related data, these companies have fortified their commitment to gender equality internally and in the communities around them. The universe of companies reporting their data through the Bloomberg Gender Reporting Framework are headquartered in over 45 countries and regions.

Attracting both talent and capital, these companies are benefiting from the new norm of transparency. And we all benefit from increased data. At Bloomberg, we are strong believers in "data for good" and we are pleased to see companies using our framework to hold themselves accountable.

Congratulations to all the companies around the world taking the lead in driving change through measurement and transparency.

Index overview

The Bloomberg Gender-Equality Index (GEI) is a modified market capitalization-weighted index that aims to track the performance of public companies committed to transparency in gender-data reporting.

Bloomberg ESG data

Bloomberg's Environmental, Social & Governance (ESG) coverage encompasses information from more than 11,700 global companies. The information captured is organized into more than 1,300 fields that are structured into actual, standardized, and derived data. To ensure accuracy and consistency, Bloomberg captures data only from direct sources, such as: corporate responsibility reports, annual reports, ESG releases, proxy and corporate governance reports, and data submitted to Bloomberg by the company directly, including Bloomberg's Gender Reporting Framework. Bloomberg's global team of ESG analysts run sophisticated, multi-layer quality control systems to ensure that all data conforms to the highest standards.

Bloomberg Gender Reporting Framework

Bloomberg's Gender Reporting Framework ("GEI framework") is a standardized reporting method used globally to acquire comprehensive workplace gender data. The GEI framework defines a set of metrics used to determine a company's progress towards equal representation of gender throughout the levels of the organization, commitment to gender equality goals, policies in place to reduce the impact of familial stresses and responsibilities on the workplace, and progress towards positive impact on women outside of the employee base. On an annual basis, Bloomberg conducts systematic outreach to a balanced group of representative stakeholders to help select metrics critical to promoting equity in the workplace in the current global environment surrounding gender equality.

In addition to setting the determinate list of metrics, the GEI framework also provides specific definitions for each data point to ensure the data is consistently measured across markets and industries.

The reporting framework includes over 70 metrics, each allocated to one of five pillars:

- Leadership & talent pipeline
- Equal pay & gender pay parity
- Inclusive culture
- Anti-sexual harassment policies
- External brand

Companies have a four-month period to review the updated standards. They report data directly to Bloomberg in alignment with the GEI framework to supplement their annual reporting for the previous fiscal year.

Index overview

GEI universe criteria

Starting with the full universe of 11,500+ public companies in Bloomberg's ESG data set, Bloomberg screens securities for inclusion eligibility in the index using the following criteria:

- Current market capitalization is greater than or equal to USD 1B (1,000,000,000).
- Three-month average daily value traded is greater than USD 50,000.
- Three-month average trading volume must be greater than 5,000.
- In the event a company has multiple listings that meet these screening criteria, the public ticker selected for the index will be determined by:
 - Liquidity, based on average volume and average daily value traded
 - Market capitalization

Bloomberg Industry Classification System (BICS)

The GEI scoring process uses the Bloomberg Industry Classification Standard (BICS), an industry classification system developed and maintained by Bloomberg. BICS provides comprehensive hierarchical levels to capture all activities in an industry for more than 60,000 publicly-traded companies. Members of groupings have similar economic cycles and drivers. Bloomberg classifies companies based on various qualitative and quantitative measures.

The lead quantitative measure for determining primary business activity is revenue. Secondary quantitative considerations include operating income and assets. Qualitative measures such as market perceptions are also considered if a strong consensus exists within the market or when quantitative measures are insufficient to determine the company's primary classification. Company classifications are reviewed annually and on an ad hoc basis during or after significant corporate action events (acquisitions, divestitures, etc).

Index methodology

Index inclusion

Publicly-traded equities are included in the index if they meet the universe criteria and have a GEI Score above a globally-established threshold. The proprietary score threshold for index selection is reviewed and updated annually. GEI Scores are calculated once per year using the previous fiscal year data for gender-related fields available on the Bloomberg Terminal Financial Analysis (FA) profile. FA displays comprehensive financial information, including ESG data, on a per company basis and provides a standardized template that can be used to draw fair comparisons between companies that report in different formats.

Index weighting

The index uses a modified market capitalization-weighted model determined by multiplication of each company's current market cap and its respective GEI Score.

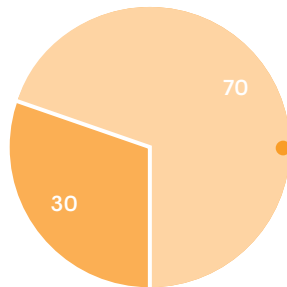
Index rebalancing

The index rebalancing for inclusion and updated GEI Scores takes place at New York market open on the Monday following the third Friday of January each year. The weights of the index are subsequently rebalanced on the Monday following the third Friday of each of the three remaining quarters of the calendar year to account for changes in market cap. The membership of the index remains constant throughout the calendar year, except that constituents may exit due to delisting or acquisition of member companies.

Scoring methodology

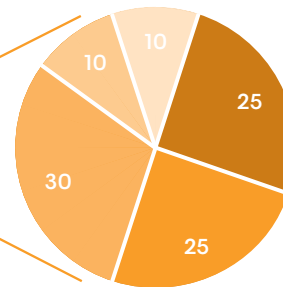
GEI Score

- Disclosure
- Data excellence



Data excellence components

- Leadership & talent pipeline
- Equal pay & gender pay parity
- Inclusive culture
- Anti-sexual harassment policies
- External brand



Companies are assigned a Bloomberg GEI Score based on the data disclosed for the metrics defined in the GEI framework. The GEI Score measures both level of disclosure of gender-related data, as well as distinguished performance via a data excellence component score. The data excellence component score is further broken down into scores for each of the GEI framework pillars, and includes corporate performance of its gender-data metrics against its industry peer group.

The GEI Score is measured on a scale from zero to 100%, with 100% being a perfect score.

The GEI framework aims to capture social data across five areas of the company: 1) Leadership & talent pipeline, 2) Equal pay & gender pay parity, 3) Inclusive culture, 4) Anti-sexual harassment policies, and 5) External brand.

I. Disclosure

The disclosure score is worth 30% of the GEI Score. It has a maximum value of 100% and is calculated by awarding one point for every metric disclosed, then dividing by the total possible metrics the company could have provided. Total possible points vary depending on whether the company has a retail base, provides financial services, and/or has a U.S. workforce. If these factors do not apply to a company, then they do not impact that company's disclosure score.

II. Data excellence

The data excellence score makes up 70% of the GEI Score. A company's data excellence score is broken down into scores for each of the five pillars. The pillar scores are weighted in the following proportions to determine the data excellence score: Leadership & talent pipeline (25%), Equal pay & gender pay parity (25%), Inclusive culture (30%), Anti-sexual harassment policies (10%), External brand (10%).

Each pillar score has a maximum of 100% and is determined by dividing the number of earned points by the total possible points. Total earned points for each pillar is determined by scoring of the underlying data against proprietary thresholds, which are re-determined annually based on changes in the data fields collected and market conditions.

A description of the thresholds applied to each question is provided on the scorecard, which is presented to the companies that have submitted data using the GEI framework for full transparency into their company-specific scores. Maximum data excellence point values are determined based on the impact on women participation in the workforce and the market's level of concern for performance in that area. For example, research demonstrates a strong correlation between policies addressing parental leave and the rate at which women return to work.¹

¹ International Monetary Fund (2018, May). Pursuing Women's Economic Empowerment. Retrieved from International Monetary Fund website: <https://www.imf.org/en/Publications/Policy-Papers/Issues/2018/05/31/pp053118pursuing-womens-economic-empowerment>

Scoring methodology

Leadership & talent pipeline

Each question is scored out of two possible points. Most questions have two thresholds, so that a company can earn one point by reaching and/or surpassing the minimum value of the first threshold, and another if it meets and/or surpasses the second threshold. If a question has a singular threshold, however, then two points will be awarded for reaching the singular threshold. To deter bias by industry, some thresholds for this pillar are based on the upper quartile, upper middle quartile, or average of the industry. Additional data excellence thresholds also consider globally accepted standards of best practice as published by McKinsey & Company and Catalyst.^{2,3}

Equal pay & gender pay parity

Each question is scored out of one or two possible points, though there is only a singular threshold. Points are awarded either for reporting relevant pay-related data, or for implementation of the recommended action in the given area, such as having conducted a gender-based compensation review or released quantitative global gender pay gap metrics.

As previously noted, Bloomberg's ESG data collection captures publicly available data on behalf of at least 80% or more of a corporation's global workforce. However, with regard to global pay practices, if consolidated pay data is not available for at least 80% or more of a company's global workforce, the company may provide consolidated pay data for some percentage of their overall workforce for consideration of partial data excellence credit.

If data is provided for at least 80% or more of the global workforce, data excellence may be awarded at full credit. If consolidated pay data is provided partially, at least 50%-80% of the global workforce, data excellence points will be awarded at half credit. If consolidated pay data is provided on behalf of less than 50% of the global workforce, data excellence points will be awarded at a quarter credit.

Publication: Only data provided for 80% or more of the global workforce will be published to the company-specific Bloomberg Terminal profile. Data provided for partial workforce will be used for scoring purposes only, and not published to the company's Terminal Financial Analysis page. However, this data will be included in framework transparency documentation published to the respective company's Company Filing (CF) page on the Bloomberg Terminal, denoted as company reported data.

Inclusive culture

Each question is scored out of one to eight possible points. Point values for parental leave policies are the highest of any questions in the framework due to their integral relationship to gender equity in the workplace. Quantitative questions have two thresholds, while yes/no questions have a singular threshold. Companies are awarded points for having policies in place that meet generally-accepted best practices for promoting inclusivity and equality in the workplace.

Anti-sexual harassment policies

Each question is scored out of two possible points. The quantitative question has two thresholds, while yes/no questions have a singular threshold. Points are earned by having anti-sexual harassment policies in place that meet generally-accepted best practices.

External brand

Each question is scored out of one or two possible points, though there is only a singular threshold. Points are awarded to companies with customer-related or community-related policies in place that meet generally-accepted best practices.

² Thomas, Rachel, et al. (2018) Women in the Workplace. Retrieved from McKinsey & Company website: <https://womenintheworkplace.com>

³ Catalyst (2019, June 14). Quick Take: Women in Science, Technology, Engineering, and Mathematics (STEM). Retrieved from Catalyst website: <https://www.catalyst.org/research/women-in-science-technology-engineering-and-mathematics-stem>

About the GEI

Investors are waking up to the power of women. The Bloomberg Terminal is the only place investors can find comprehensive, comparable information for individual data points related to gender equality at publicly-held companies. In addition to making this data available on a company's investment profile, Bloomberg developed an index to track the performance of those companies committed to supporting gender equality through policy development, representation and transparency. As investor demand for ESG products increases, the GEI represents an important opportunity for companies to attract new capital and widen their investor base.



Take the next step.

For additional information, press the <HELP> key twice on the Bloomberg Terminal®.

[bloomberg.com/GEI](https://www.bloomberg.com/GEI)

Beijing
+86 10 6649 7500

Dubai
+971 4 364 1000

Frankfurt
+49 69 9204 1210

Hong Kong
+852 2977 6000

London
+44 20 7330 7500

Mumbai
+91 22 6120 3600

New York
+1 212 318 2000

San Francisco
+1 415 912 2960

São Paulo
+55 11 2395 9000

Singapore
+65 6212 1000

Sydney
+61 2 9777 8600

Tokyo
+81 3 4565 8900

The Bloomberg Gender-Equality Index (GEI) and the data included in these materials are for illustrative purposes only. The GEI is not intended to be used, nor is it permitted to be used, as a regulated financial 'benchmark' whether in the European Union, the United Kingdom, or in any other jurisdiction. Without limiting the foregoing, under no circumstances shall the GEI or any information or data provided in connection with the GEI be used for any of the following purposes: (i) valuation or accounting purposes; (ii) to determine any interest or other amounts payable under or in respect of a financial instrument or a financial contract; (iii) to determine the price at which a financial instrument may be bought or sold or traded or redeemed; (iv) to determine the value of a financial instrument; or (v) to measure the performance of an investment fund, including without limitation, for the purpose of tracking the return of the GEI or of defining the asset allocation of a portfolio or of computing performance fees.

The BLOOMBERG TERMINAL service and Bloomberg data products, including the GEI (the "Services"), are owned and distributed by Bloomberg Finance L.P. ("BFLP") except (i) in Argentina, Australia and certain jurisdictions in the Pacific Islands, Bermuda, China, India, Japan, Korea and New Zealand, where Bloomberg L.P. and its subsidiaries ("BLP") distribute these products, and (ii) in Singapore and the jurisdictions serviced by Bloomberg's Singapore office, where a subsidiary of BFLP distributes these products. BLP or one of its subsidiaries provides BFLP and its subsidiaries with global marketing and operational support and service. Certain features, functions, products and services are available only to sophisticated investors and only where permitted. BFLP, BLP and their affiliates do not guarantee the accuracy of prices or other information in the Services. Nothing in the Services shall constitute or be construed as an offering of financial instruments by BFLP, BLP or their affiliates, or as investment advice or recommendations by BFLP, BLP or their affiliates of an investment strategy or whether or not to "buy," "sell" or "hold" an investment. Information available via the Services should not be considered as information sufficient upon which to base an investment decision. The following are trademarks and service marks of BFLP a Delaware limited partnership, or its subsidiaries: BLOOMBERG, BLOOMBERG ANYWHERE, BLOOMBERG MARKETS, BLOOMBERG NEWS, BLOOMBERG PROFESSIONAL, BLOOMBERG TERMINAL and BLOOMBERG.COM. Absence of any trademark or service mark from this list does not waive Bloomberg's intellectual property rights in that name, mark or logo. All rights reserved. ©2022 Bloomberg 1792740 DIG 0722