



INTEGRAL Detection of the First Prompt Gamma-Ray Signal Coincident with the Gravitational-wave Event GW170817

Savchenko, V.; Ferrigno, C.; Kuulkers, E.; Bazzano, A.; Bozzo, E.; Brandt, S.; Chenevez, J.; Courvoisier, T. J.-L.; Diehl, R.; Domingo, A.

Total number of authors:
23

Published in:
The Astrophysical Journal Letters

Link to article, DOI:
[10.3847/2041-8213/aa8f94](https://doi.org/10.3847/2041-8213/aa8f94)

Publication date:
2017

Document Version
Publisher's PDF, also known as Version of record

[Link back to DTU Orbit](#)

Citation (APA):

Savchenko, V., Ferrigno, C., Kuulkers, E., Bazzano, A., Bozzo, E., Brandt, S., Chenevez, J., Courvoisier, T. J.-L., Diehl, R., Domingo, A., Hanlon, L., Jourdain, E., von Kienlin, A., Laurent, P., Lebrun, F., Lutovinov, A., Martin-Carrillo, A., Mereghetti, S., Natalucci, L., ... Ubertini, P. (2017). INTEGRAL Detection of the First Prompt Gamma-Ray Signal Coincident with the Gravitational-wave Event GW170817. *The Astrophysical Journal Letters*, 848(2), Article L15. <https://doi.org/10.3847/2041-8213/aa8f94>

General rights

Copyright and moral rights for the publications made accessible in the public portal are retained by the authors and/or other copyright owners and it is a condition of accessing publications that users recognise and abide by the legal requirements associated with these rights.

- Users may download and print one copy of any publication from the public portal for the purpose of private study or research.
- You may not further distribute the material or use it for any profit-making activity or commercial gain
- You may freely distribute the URL identifying the publication in the public portal

If you believe that this document breaches copyright please contact us providing details, and we will remove access to the work immediately and investigate your claim.



INTEGRAL Detection of the First Prompt Gamma-Ray Signal Coincident with the Gravitational-wave Event GW170817

V. Savchenko¹, C. Ferrigno¹, E. Kuulkers², A. Bazzano³, E. Bozzo¹, S. Brandt⁴, J. Chenevez⁴, T. J.-L. Courvoisier¹, R. Diehl⁵, A. Domingo⁶, L. Hanlon⁷, E. Jourdain⁸, A. von Kienlin⁵, P. Laurent^{9,10}, F. Lebrun⁹, A. Lutovinov^{11,12}, A. Martin-Carrillo⁷, S. Mereghetti¹³, L. Natalucci³, J. Rodi³, J.-P. Roques⁸, R. Sunyaev^{11,14}, and P. Ubertini³

¹ISDC, Department of Astronomy, University of Geneva, Chemin d'Écogia, 16 CH-1290 Versoix, Switzerland

²European Space Research and Technology Centre (ESA/ESTEC), Keplerlaan 1, 2201 AZ Noordwijk, The Netherlands

³INAF-Institute for Space Astrophysics and Planetology, Via Fosso del Cavaliere 100, I-00133-Rome, Italy

⁴DTU Space, National Space Institute Elektrovej, Building 327 DK-2800 Kongens Lyngby, Denmark

⁵Max-Planck-Institut für Extraterrestrische Physik, Garching, Germany

⁶Centro de Astrobiología (CAB-CSIC/INTA, ESAC Campus), Camino bajo del Castillo S/N, E-28692 Villanueva de la Cañada, Madrid, Spain

⁷Space Science Group, School of Physics, University College Dublin, Belfield, Dublin 4, Ireland

⁸IRAP, Université de Toulouse, CNRS, UPS, CNES; 9 Av. Roche, F-31028 Toulouse, France

⁹APC, AstroParticule et Cosmologie, Université Paris Diderot, CNRS/IN2P3, CEA/Irfu, Observatoire de Paris Sorbonne Paris Cité,

10 rue Alice Domont et Léonie Duquet, F-75205 Paris Cedex 13, France

¹⁰DSM/Irfu/Service d'Astrophysique, Bat. 709 Orme des Merisiers CEA Saclay, F-91191 Gif-sur-Yvette Cedex, France

¹¹Space Research Institute of Russian Academy of Sciences, Profsoyuznaya 84/32, 117997 Moscow, Russia

¹²Moscow Institute of Physics and Technology, Institutskiy per. 9, 141700 Dolgoprudny, Moscow Region, Russia

¹³INAF, IASF-Milano, via E.Bassini 15, I-20133 Milano, Italy

¹⁴Max Planck Institute for Astrophysics, Karl-Schwarzschild-Str. 1, D-85741 Garching b. München, Germany

Received 2017 September 19; revised 2017 September 27; accepted 2017 September 27; published 2017 October 16

Abstract

We report the *INternational Gamma-ray Astrophysics Laboratory* (*INTEGRAL*) detection of the short gamma-ray burst GRB 170817A (discovered by *Fermi*-GBM) with a signal-to-noise ratio of 4.6, and, for the first time, its association with the gravitational waves (GWs) from binary neutron star (BNS) merging event GW170817 detected by the LIGO and Virgo observatories. The significance of association between the gamma-ray burst observed by *INTEGRAL* and GW170817 is 3.2σ , while the association between the *Fermi*-GBM and *INTEGRAL* detections is 4.2σ . GRB 170817A was detected by the SPI-ACS instrument about 2 s after the end of the GW event. We measure a fluence of $(1.4 \pm 0.4 \pm 0.6) \times 10^{-7}$ erg cm⁻² (75–2000 keV), where, respectively, the statistical error is given at the 1σ confidence level, and the systematic error corresponds to the uncertainty in the spectral model and instrument response. We also report on the pointed follow-up observations carried out by *INTEGRAL*, starting 19.5 hr after the event, and lasting for 5.4 days. We provide a stringent upper limit on any electromagnetic signal in a very broad energy range, from 3 keV to 8 MeV, constraining the soft gamma-ray afterglow flux to $<7.1 \times 10^{-11}$ erg cm⁻² s⁻¹ (80–300 keV). Exploiting the unique capabilities of *INTEGRAL*, we constrained the gamma-ray line emission from radioactive decays that are expected to be the principal source of the energy behind a kilonova event following a BNS coalescence. Finally, we put a stringent upper limit on any delayed bursting activity, for example, from a newly formed magnetar.

Key words: gamma rays: general – gamma-ray burst: general – gravitational waves

1. Introduction

It has long been conjectured that the subclass of gamma-ray bursts (GRBs) with a duration below about 2 s, known as short gamma-ray bursts (sGRBs), are the product of a binary neutron star (BNS) merger and that gamma-rays are produced in the collimated ejecta following the coalescence (e.g., Blinnikov et al. 1984; Nakar 2007; Gehrels & Meszaros 2012; Berger 2014). So far, there was only circumstantial evidence for this hypothesis, owing to the lack of supernovae associated with sGRBs, their localization in early-type galaxies, and their distinct class of duration (e.g., D'Avanzo 2015). The advent of advanced gravitational-wave (GW) detectors, which have been able to detect binary black hole mergers (Abbott et al. 2016a, 2016b, 2016c, 2017; LIGO Scientific Collaboration & Virgo Collaboration 2017a) and have the capability to detect a signal from nearby BNS mergers (Abbott et al. 2016c), have sparked great expectations. Different electromagnetic signatures are expected to be associated with BNS merger events, owing to expanding ejecta, the most obvious of which is an sGRB in

temporal coincidence with the GW signal and/or afterglow emission at different wavelengths in the days and/or weeks after the merger event (e.g., Fernández & Metzger 2016).

On 2017 August 17 at 12:41:04.47 UTC ($T_{0,\text{GW}}$ hereafter), a signal consistent with the merger of a BNS was detected by the LIGO-Hanford detector (LIGO Scientific Collaboration et al. 2015) as a single-detector trigger. The subsequent alert was issued in response to a public real-time *Fermi* Gamma-ray Burst Monitor (GBM) trigger on an sGRB at 12:41:06.48 UTC (Connaughton 2017; LIGO Scientific Collaboration & Virgo Collaboration 2017a, 2017d); the GRB signal was immediately and independently confirmed by our team (Savchenko et al. 2017b).

Analysis of the LIGO–Livingston data (LIGO Scientific Collaboration & Virgo Collaboration 2017e) revealed that a trigger was not automatically issued due to the proximity of an overflow instrumental transient, which could be safely removed offline. The addition of Virgo (Acernese et al. 2015) to the detector network allowed a precise localization at 90% confidence level in an area of about 31 square degrees (LIGO

Scientific Collaboration & Virgo Collaboration 2017b), which is consistent with the *Fermi*-GBM localization of GRB 170817A (von Kienlin et al. 2017). The most accurate localization so far has been derived by the LALInference pipeline (LIGO Scientific Collaboration & Virgo Collaboration 2017c); this is the localization we use in this Letter.

A massive follow-up campaign of the LIGO–Virgo high-probability region by optical robotic telescopes started immediately after the event and on 2017 August 18 between 1:05 and 1:45 UT; three groups reported independent detections of a transient optical source at about 10 arcsec from the center of the host S0 Galaxy NGC 4993; this source was dubbed SSS17a (Coulter et al. 2017; D. A. Coulter et al. 2017, in preparation) or DLT17ck (Valenti et al. 2017; Yang et al. 2017); the transient source was confirmed by DESGW +Community Team (2017; see also Soares-Santos et al. 2017). The source was identified as the most probable optical counterpart of the BNS merger (Foley 2017; Siebert et al. 2017). After that, it was followed at all wavelengths. The counterpart has been given the official IAU designation “AT 2017gfo” (LIGO Scientific Collaboration et al. 2017, in preparation).

During early observations by the *Swift* satellite from 53.8 to 55.8 ks after the LVC trigger an ultraviolet (UV) transient with u magnitude 17 was detected; an X-ray upper limit was set at an order of magnitude below the typical luminosity of an sGRB afterglow, as determined from the sample of *Swift* Burst Alert Telescope (BAT) triggered objects. It was suggested that the object may be a blue (i.e., lanthanide-free) kilonova (Evans et al. 2017). Infrared spectroscopy with X-shooter on the ESO Very Large Telescope UT 2 covered the wavelength range 3000–25000 Å and started roughly 1.5 days after the GW event (D’Elia et al. 2017). As reported in E. Pian et al. (2017, in preparation), strong evidence was found for r-process nucleosynthesis as predicted by kilonova models (e.g., Tanaka et al. 2017). Gemini spectroscopic observations with the Flamingos-2 instrument taken 3.5 days after the GW event revealed a red featureless spectrum, again consistent with kilonova expectations (Troja et al. 2017a, 2017b). Optical spectra collected 1.5 days after the GW event with the ESO New Technology Telescope at La Silla equipped with the EFOSC2 instrument in spectroscopic mode excluded a supernova as being the origin of the transient emission (Lyman et al. 2017). Thus, the properties of the source are fully consistent with the kilonova scenario (see Metzger 2017 for a review). A kilonova is primarily powered by the radioactive decay of elements synthesized in the outflow, which produce gamma-ray lines. These may also be directly detectable in the gamma-ray range (Hotokezaka et al. 2016).

In this Letter, we describe in detail the detection of GRB 170817A by the *INTErnational Gamma-ray Astrophysics Laboratory* (*INTEGRAL*) and the targeted follow-up observing campaign. We were able to search for any possible hard X-ray/soft gamma-ray emission for about six days after the prompt gamma-ray and GW signal. This allowed us to constrain both continuum emission from GRB-like afterglow emission and line emissions expected from kilonovae.

2. *INTEGRAL* Instrument Summary

INTEGRAL (Winkler et al. 2003) is an observatory with multiple instruments: a gamma-ray spectrometer (20 keV–8 MeV, SPI; Vedrenne et al. 2003), an imager (15 keV–10 MeV, IBIS; Ubertini et al. 2003), an X-ray monitor (3–35 keV, JEM-X; Lund

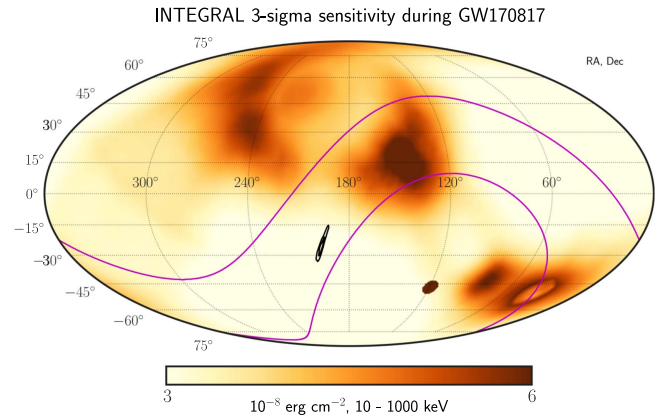


Figure 1. *INTEGRAL* 3σ sensitivity to a 100 ms burst characterized by Comptonized emission with $\alpha = -0.65$ and $E_{\text{peak}} = 185$ keV, i.e., the best-fit spectral model reported by the *Fermi*-GBM for the pulse of the GRB. Black contours correspond to the confidence regions (90% and 50%) of the current LALInference LIGO/Virgo localization (LIGO Scientific Collaboration & Virgo Collaboration 2017c). The magenta annulus corresponds to the constraint on the GRB 170817A location derived from the difference in arrival time of the event to *Fermi* and *INTEGRAL* (triangulation; Svinin & Hurley 2017).

et al. 2003), and an optical monitor (V band, Optical Monitoring Camera (OMC); Mas-Hesse et al. 2003).

The spectrometer SPI is surrounded by a thick Anti-Coincidence Shield (SPI-ACS). In addition to its main function of providing a veto signal for charged particles irradiating the SPI instrument, the ACS is also able to register all other impinging particles and high-energy photons. Thus, it can be used as a nearly omnidirectional detector of transient events with an effective area reaching 0.7 m^2 at energies above ~ 75 keV and a time resolution of 50 ms (von Kienlin et al. 2003). The characterization of its response to a gamma-ray signal has been delivered with an extensive simulation study, taking into account the complex opacity pattern of materials, which are used for the *INTEGRAL* satellite structure and other instrument detectors. Similarly, we have computed and verified the response of the other omnidirectional detectors on board *INTEGRAL*: IBIS/ISGRI, IBIS/PICsIT, and IBIS/Veto. For details on the *INTEGRAL* capabilities of detecting transients from the whole sky, particularly as relevant to our search for electromagnetic counterparts to GW signals, we refer to Savchenko et al. (2017a and references therein).

3. Observation of the Prompt Gamma-Ray Emission

At the time of the GW170817 trigger, *INTEGRAL* was performing a target-of-opportunity observation of GW170814 (Abbott et al. 2017b; LIGO Scientific Collaboration & Virgo Collaboration 2017e) and at 12:41 UTC it was directed to R.A., decl. (J2000.0) = $36^{\circ}25'$, $-49^{\circ}80'$. This orientation was overall favorable to detect a signal from the location of AT 2017gfo with the SPI-ACS, although not the most optimal. This can be seen in Figure 1, where we show the complete *INTEGRAL* sensitivity map combining all instruments as described in Savchenko et al. (2017a). We note that with this orientation, the sensitivity of IBIS (ISGRI, Lebrun et al. 2003; PICsIT, Labanti et al. 2003; Veto, Quadrini et al. 2003 detectors) to a signal from the direction of AT 2017gfo was much lower if compared to SPI-ACS for any plausible type of event spectrum.

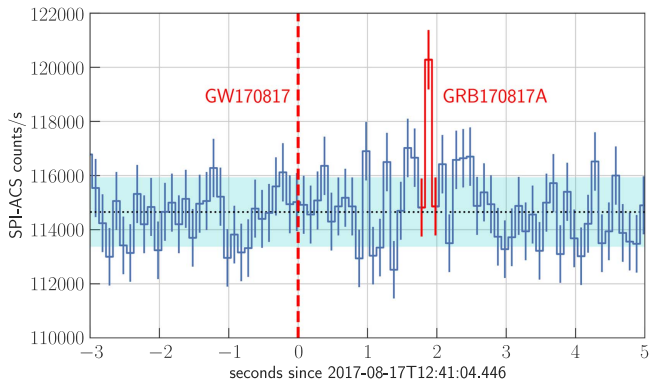


Figure 2. SPI-ACS light curve of GRB 170817A (100 ms time resolution), detected 2 s after GW170817. The red line highlights the 100 ms pulse, which has an S/N of 4.6 in SPI-ACS. The blue shaded region corresponds to a range of one standard deviation of the background.

We searched the SPI-ACS light curve using five timescales from 0.1 to 10 s, within a window of 30 s before and after the time of GW170817. The local background noise properties are in good agreement with the expectation for the background at the current epoch. On a 100 ms timescale, we detect only one significant excess with a signal-to-noise ratio (S/N) of 4.6, starting at $T_{0,\text{GW}} + 1.9$ s (in the geocentric time system; hereafter $T_{0,\text{ACS}}$); see Figure 2. We compute a significance of association between GRB 170817A as observed by *INTEGRAL* and GW170817 of 3.2σ . The association significance with the *Fermi*-GBM observation of GRB 170817A is 4.2σ (see Appendix A).

The principal part of the excess gamma-ray emission emerges in just two 50 ms time bins. The 100 ms duration firmly places this event in the short GRB class at $>99\%$ probability (using the GRB duration distribution from Savchenko et al. 2012 and Qin et al. 2013). We should note, however, that the SPI-ACS does not have the capability to observe emission below ~ 100 keV (due to the limitations of the instrumental low threshold), which might have slightly different temporal characteristics, as reported by Goldstein et al. (2017).

Our coincident observation of the gamma-ray signal permits a substantial improvement of the *Fermi*-GBM-only localization by exploiting the difference in the gamma-ray arrival times at the location of the two satellites. Using the triangulation annulus reported by Svinkin & Hurley (2017) we compute that the addition of the *INTEGRAL* observation reduces the final 90% GBM localization area by a factor of 1.8. We refer to the joint LIGO/Virgo, *Fermi*-GBM, and *INTEGRAL*/SPI-ACS analysis for more details (LVC et al. 2017). Appendix B summarizes the supporting complete *INTEGRAL* data set at the time of GRB 170817A.

The majority of sGRBs have a hard spectrum, resulting in a strong detection in the SPI-ACS and/or in IBIS (ISGRI, PICsIT, and/or Veto), as long as the respective instrument is favorably oriented (Savchenko et al. 2012, 2017a). GRB 170817A, on the other hand, was very soft, with most of its energy below ~ 100 keV, apart from a short-hard initial pulse emitting at least up to 200 keV (Goldstein et al. 2017). This results in a reduced SPI-ACS signal significance. We determined that for the location of AT 2017gfo, the SPI-ACS efficiency is smoothly increasing from about 100 keV to 200 keV, where it reaches a plateau up to the upper energy threshold of ~ 80 MeV. In Figure 3, we show the region that

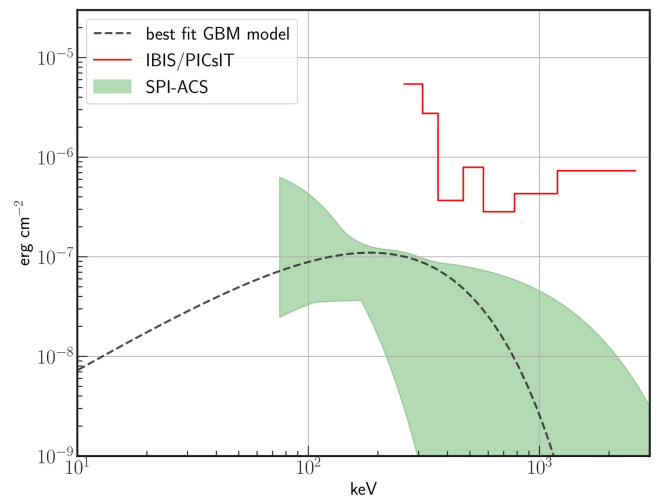


Figure 3. Average hard X-ray/gamma-ray spectrum of the initial pulse of GRB 170817A. The shaded green region corresponds to the range of spectra compatible with the *INTEGRAL*/SPI-ACS observation (see the text for details). IBIS/PICsIT provides a complementary independent upper limit at high energies; see the text. The best-fit *Fermi*-GBM model for the spectrum in the same interval (Comptonized model with low-energy index of -0.62 and E_{peak} of 185 keV) is shown as a dashed line for comparison (Goldstein et al. 2017).

contains the allowed spectral models consistent with the SPI-ACS observation. We assume a specific family of models, representative of sGRB spectra not far from the *Fermi*-GBM best-fit model of GRB 170817A for time interval $T_{0,\text{GBM}} - 0.320 - T_{0,\text{GBM}} + 0.256$ —(covering the range of spectra consistent with the average or hard peak): Comptonized/cutoff power-law models with $-1.7 \leq \alpha \leq -0.2$ and $50 \leq E_{\text{peak}} \leq 300$ keV. In the same figure, the black dashed line represents the best-fit *Fermi*-GBM model in the same 0.576 s long time interval that we used to compare SPI-ACS with the *Fermi*-GBM results (Goldstein et al. 2017). This comparison nicely displays the consistency of both experiments.

Due to the lack of energy resolution in SPI-ACS, the fluence estimate depends on model assumptions. Using the best-fit *Fermi*-GBM model (Goldstein et al. 2017) and assuming the time interval $T_{\text{GBM},0} - 0.320, T_{\text{GBM},0} + 0.256$ s to match the interval used by *Fermi*-GBM (Goldstein et al. 2017), we derive a 75–2000 keV fluence of $(1.4 \pm 0.4) \times 10^{-7}$ erg cm $^{-2}$ (1σ error, statistical only). Additionally, the model assumption uncertainty employing the same range of models as used in Figure 3 corresponds to a 75–2000 keV fluence uncertainty of $\pm 0.4 \times 10^{-7}$ erg cm $^{-2}$. Possible systematic deviations of the SPI-ACS response, as established by cross-calibration with other gamma-ray instruments (primarily *Fermi*-GBM and Konus-Wind), corresponds to a further uncertainty of $\pm 0.3 \times 10^{-7}$ erg cm $^{-2}$.

Due to the limited duration of this event in SPI-ACS, little can be learned directly from the light curve. However, we note that the main prompt component consists of just two bins, with each of the rise time and decay time below 50 ms. Our variability limits are derived for the particularly narrow pulse that characterizes the hardest component of the burst, which is observed by *INTEGRAL*/SPI-ACS with high effective area. Our results should be compared to the lower-energy morphology probed by *Fermi*-GBM (see LVC et al. 2017 for details).

After the detection of GRB 170817A, *INTEGRAL* continued uninterrupted observations of the same sky region until

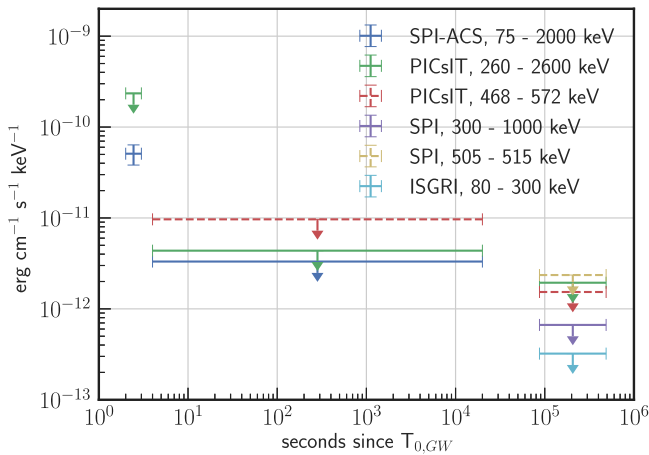


Figure 4. Timeline of the *INTEGRAL* observations, from the prompt detection with SPI-ACS, through the serendipitous follow-up and toward the targeted follow-up. Dashed lines correspond to the narrowband upper limits. Only selected upper limits are shown; for a complete summary of the observations, see Table 1, Figure 5, and the text.

20:44:01 (UTC on August 17). During this period, no other bursts or steady emission from the direction of the optical counterpart were detected. We report in detail our flux limits in Appendix C, while in Figure 4, we graphically summarize our results.

4. Targeted *INTEGRAL* Follow-up Observation

4.1. Search for a Soft Gamma-Ray Afterglow

INTEGRAL allows us to search for an afterglow emission in a broad energy range from 3 keV to 8 MeV. This was covered in detail in Savchenko et al. (2017a), where we exploited the serendipitous coverage of part of the LVT151012 localization region within the field of view (FoV) of the *INTEGRAL* pointed instruments.

To search for a delayed signal, *INTEGRAL* performed targeted follow-up observations of the LIGO/Virgo candidate BNS merger G298048 (=GW170817). They started 19.5 hr after the event centered the best *Fermi*-GBM localization (Connaughton 2017). They covered only a negligible fraction of the LIGO/Virgo localization. Therefore, we avoid discussing this initial part of the follow-up.

The main part of the follow-up observations was centered on the candidate optical counterpart, AT 2017gfo (R.A. = 13:09:48.089, decl. = $-23:22:53.35$; Coulter et al. 2017). It spanned from 2017 August 18 at 12:45:10 to 2017 August 23 at 03:22:34 (starting about 24 hr after the LIGO/Virgo event), with a maximum on-source time of 326.7 ks. AT 2017gfo was in the highest sensitivity part of IBIS and SPI FoV in each of the dithered single ~ 40 minute long individual pointings that make up *INTEGRAL* observations; it was in the JEM-X FoV (defined as the region where the sensitivity is no less than a factor of 20 from the optimal) for 95% of the time, and 29% of the time in the region with sensitivity no worse than a factor of 2 from the optimal.

We investigated the mosaicked images of the complete observation of IBIS/ISGRI, SPI, and JEM-X. We do not detect any X-ray or gamma-ray counterpart to AT 2017gfo in any of the instruments. The 3σ broadband upper limits for an average flux of a source at the position of AT 2017gfo are presented in Figure 5 and Table 1.

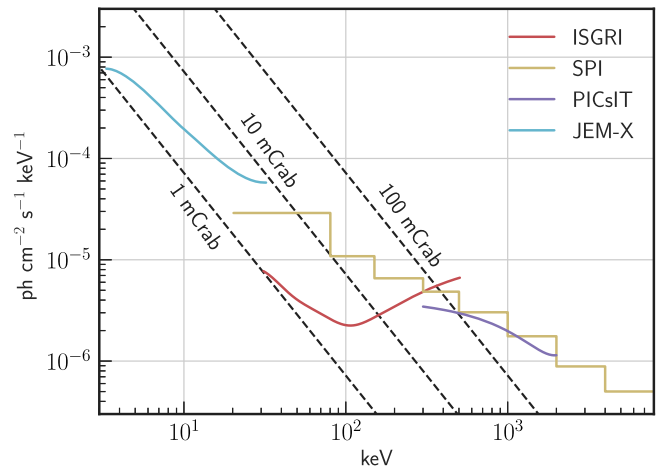


Figure 5. Broadband X-ray to gamma-ray sensitivity reached in the complete *INTEGRAL* targeted follow-up observation, with a total exposure up to 330 ks (depending on the instrument and the operational mode).

We have also searched for isolated line-like features in IBIS/ISGRI and SPI data: our preliminary analysis did not identify any such features. In-depth studies will be reported elsewhere. The narrow-line sensitivity reached in the complete follow-up observation is presented in Figure 6.

IBIS, SPI, and JEM-X observed more than 97% of the LIGO/Virgo localization in the combined observation mosaic. We searched the IBIS/ISGRI, SPI, and JEM-X data for any new point source in the whole 90% LIGO/Virgo localization region, and we did not find any. The sensitivity depends on the location, with the best value close to that computed for AT 2017gfo. Contours containing regions observed with a sensitivity of at least 50% and 10% of the optimal are presented in Figure 7.

4.2. Search for Optical Emission with the OMC

The OMC observed the galaxy NGC 4993 including the transient AT 2017gfo from 2017 August 18 at 17:27:59 until 2017 August 22 at 22:56:48 UTC. It was in the OMC FoV for only 29 *INTEGRAL* pointings (total of 35.7 ks). Its limited angular resolution and pixel size did not allow us to distinguish between the host galaxy contribution and the transient. The data were analyzed by using the largest OMC photometric aperture (5×5 pixels, 90 arcsec diameter) to ensure all of the emission from the host galaxy as well as the transient are included in the aperture. We measured a V magnitude of 12.67 ± 0.03 (1σ level) for the total emission. No variability was detected in the OMC data at the reported 1σ level.

4.3. Search for Delayed Bursting Activity

The continuous observation of the AT 2017gfo location performed by *INTEGRAL* (from 2017 August 18 at 12:45:10 to 2017 August 23 at 03:22:34 UT with a coverage fraction of 80%) allows us to also search for any short (magnetar-like) or long bursts from this source. We used IBIS/ISGRI light curves in two energy ranges: 20–80 keV and 80–300 keV, on 100 ms, 1 s, 10 s, and 100 s timescales. We did not find any deviations from the background, and set a 3σ upper limit on any possible 1 s long burst flux of 1.0 Crab (1.4×10^{-8} erg cm $^{-2}$ s $^{-1}$) in the 20–80 keV, and 6.8 Crab (7.8×10^{-8} erg cm $^{-2}$ s $^{-1}$) in the

Table 1
Summary of Sensitivities for the Different Instruments On Board *INTEGRAL* to a Source at the Location of AT 2017gfo

Instrument	Field of View (deg ²)	Angular Resolution	Energy Range	3 σ Sensitivity		
				(mCrab)	(erg cm ⁻² s ⁻¹)	(erg s ⁻¹)
JEM-X	110	3'	3–10 keV	1.2	1.9×10^{-11}	3.6×10^{42}
			10–25 keV	0.64	7.0×10^{-12}	1.3×10^{42}
IBIS/ISGRI	823	12'	20–80 keV	2.6	3.8×10^{-11}	7.3×10^{42}
			80–300 keV	6.2	7.1×10^{-11}	1.4×10^{43}
			300–500 keV	290	1.0×10^{-9}	1.9×10^{44}
IBIS/PICsIT	823	24'	208–468 keV	36	2.1×10^{-10}	4.0×10^{43}
			468–572 keV	128	1.6×10^{-10}	3.1×10^{43}
			572–1196 keV	216	8.7×10^{-10}	1.7×10^{44}
			1196–2600 keV	973	3.3×10^{-9}	6.4×10^{44}
SPI	794	2 \circ 5	20–80 keV	3.8	5.6×10^{-11}	1.1×10^{43}
			80–150 keV	16.4	9.8×10^{-11}	1.9×10^{43}
			150–300 keV	43	2.4×10^{-10}	4.6×10^{43}
			300–500 keV	135	4.7×10^{-10}	9.0×10^{43}
			500–1000 keV	308	1.2×10^{-9}	2.3×10^{44}
			1000–2000 keV	866	2.8×10^{-9}	5.4×10^{44}
			2000–8000 keV	2117	5.7×10^{-9}	1.1×10^{45}
			5812	1.3×10^{-8}	2.5×10^{45}	

Note. The upper limits from the *INTEGRAL* follow-up observation directed toward AT 2017gfo, assuming a power-law-shaped spectral energy distribution with a photon index of -2 . The energy ranges are chosen to highlight the advantage of *INTEGRAL* instruments over other hard X-ray observatories. The limit of the FoVs has been set to the point where a worsening of the instrument sensitivity by a factor of 20 compared to the on-axis value is reached.

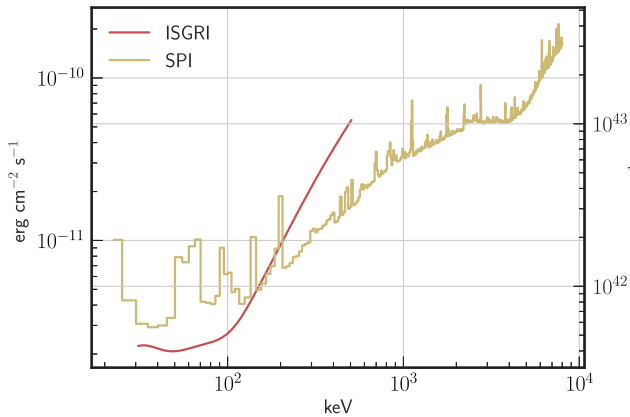


Figure 6. Narrow-line sensitivity in the X-ray/gamma-ray band reached in the complete *INTEGRAL* targeted follow-up observation, with a total exposure of 330 ks for each of the instruments. The units of the right vertical axis correspond to the luminosity, assuming a distance to the source of 40 Mpc.

80–300 keV energy range. The 3σ upper limit on a 100 ms timescale results in 3.0 Crab (4.5×10^{-8} erg cm⁻² s⁻¹) in the 20–80 keV, and 21 Crab (2.4×10^{-7} erg cm⁻² s⁻¹) in the 80–300 keV energy range. Assuming a distance of 40 Mpc (see online data of Crook et al. 2007), these limits can be interpreted as constraints on the burst luminosity on a 1 s (100 ms) timescale of 2.6×10^{45} erg s⁻¹ (8.5×10^{45} erg s⁻¹) in the 20–80 keV energy range. In the 80–300 keV energy range, the luminosity is constrained to be less than 1.5×10^{46} erg s⁻¹ (4.6×10^{46} erg s⁻¹). Bursts exceeding such luminosities were previously observed from magnetars. SGR 1806–20, for example, produced a giant flare with a total energy of 2×10^{46} erg (Hurley et al. 2005), while individual flares from, e.g., 1E 1547.0–5408 exceeded the energy of 10^{46} erg (Mereghetti et al. 2009; Savchenko et al. 2010).

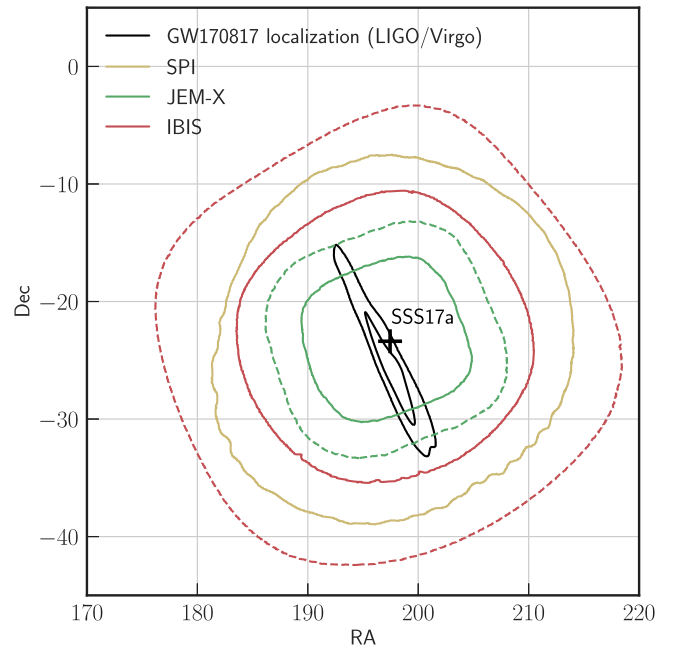


Figure 7. Sensitivity levels (50%—solid line and 10%—dashed line, of the optimal sensitivity achieved for AT 2017gfo/SSS17a) of the complete IBIS, JEM-X, and SPI mosaics of the targeted *INTEGRAL* follow-up observation, compared to the most accurate LALInference LIGO/Virgo localization of GW170817 (50% and 90% confidence containment, black solid lines; LIGO Scientific Collaboration & Virgo Collaboration 2017c) and the AT 2017gfo location (Coulter et al. 2017).

5. Discussion

The detection of GRB 170817A by *INTEGRAL* and *Fermi* in unambiguous coincidence with GW170817 is the first definitive proof that at least some sGRBs can be associated with BNS merger events. The duration of the GRB as measured

by *INTEGRAL* above ~ 100 keV, 100 ms, firmly assigns the GRB 170817A to the short GRB class. LVC et al. (2017) extensively discuss the implications of the joint GW and gamma-ray observation for the luminosity function and structure of the sGRB population.

Future observations of similar events will be decisive in constraining the properties of the BNS merger counterparts. *INTEGRAL* exhibits an exceptionally unocculted ($>99.9\%$) sky view at every moment when it is observing, i.e., for about 85% of the total mission lifetime. With its high sensitivity above ~ 100 keV, *INTEGRAL*/SPI-ACS has demonstrated its capability of detecting also fairly weak and soft transients like GRB 170817A. In the future, *INTEGRAL* will be able to systematically detect counterparts to the GW events or to put tight upper limits on their presence. The advantage of its exceptionally high effective area above ~ 100 keV will be even more important for the events with harder spectra, which is what is expected for typical sGRBs.

The possibility of forming a (short-lived) magnetar in a BNS merger has been extensively discussed in the past (e.g., Price & Rosswog 2006; Metzger & Piro 2014; Giacomazzo et al. 2015; Fernández & Metzger 2016). It has been suggested that a newborn magnetar is responsible for part of the afterglow emission (e.g., Rowlinson et al. 2013). In principle, it is not clear if a newborn magnetar, formed in the merger, is more likely to produce bursts during the first days after the merger (which are covered by the continuous *INTEGRAL* observation). This could be reasonably expected because at early times, the magnetic energy is maximal and it rapidly dissipates. Intense X-ray flares could occur associated with frequent reorganization in the magnetic field structure, as well as in connection to a delayed accretion. We have ruled out, however, the existence of strong magnetar-like bursts in our targeted follow-up observation.

Interestingly, the amount of energy released in GRB 170817A (LVC et al. 2017) is similar to that found during the giant flares of magnetars, such as SGR 1806–20 (Hurley et al. 2005). Magnetar flares are associated with long-lived objects while the GRB 170817A was a one-time event of a BNS merger. Nevertheless, the similarity in the most basic observational properties is intriguing and it may point toward a similarity of the physical processes involved.

At late times after the initial gamma-ray burst, the luminosity of kilonovae is largely fueled by radioactive decays of r-process elements released in the coalescence (see, e.g., Metzger 2017 for a review on kilonova mechanism). Under favorable conditions, a forest of nuclear gamma-ray lines produced in these decays may be detectable by a suitable gamma-ray spectrometer such as *INTEGRAL*/SPI (Hotokezaka et al. 2016). If the lines are broad or appear at low energies (<100 keV), IBIS could also detect them, with a similar significance. We did not find any such emission feature with *INTEGRAL*/SPI or IBIS, and we set an upper limit as displayed in Figure 6 for narrow lines. However, for sufficiently broad lines, the emission pattern can resemble a nearly continuous spectrum (as discussed in Hotokezaka et al. 2016 for high-velocity ejecta). Thus, the continuum emission upper limit can be applied (see Figure 5 and Table 1).

To the best of our knowledge, the most favorable predictions for a combined decay line flux 1 day after the merger and at the AT 2017gfo distance are of the order of 3.6×10^{-12} erg cm $^{-2}$ s $^{-1}$ (assuming a high ejecta mass of $0.1 M_{\odot}$ and a

velocity of $0.3 c$; Hotokezaka et al. 2016) in the 300 keV – 1 MeV band; this is considerably below our best upper limit in the same energy range, i.e., 1.7×10^{-9} erg cm $^{-2}$ s $^{-1}$.

The detectability of gamma-ray emission resulting from the $e^{+/-}$ annihilation strongly depends on the final photon spectrum, which is in turn determined by the conditions in which annihilation occurs. The final spectrum could in principle include a narrow or a broad, blueshifted or redshifted line-like feature near 511 keV, or may be dominated by a very extended excess in the soft gamma-ray energy range (e.g., Svensson 1987; Maciolek-Niedzwiecki et al. 1995). To give a general idea about the sensitivity of *INTEGRAL*, we consider the IBIS/PICsIT upper limits in the energy range 468–572 keV, i.e., around the 511 keV annihilation line, during the targeted follow-up observation. This limit corresponds to 3.1×10^{43} erg s $^{-1}$ (see Table 1). This luminosity roughly constrains the total rate of annihilation to less than $1.7 \times 10^{-13} M_{\odot}$ s $^{-1}$. A particularly stringent upper limit can be set by SPI on the flux of a narrow annihilation line between 505 and 515 keV, which is less than 4.5×10^{42} erg s $^{-1}$.

6. Conclusions

We reported the independent *INTEGRAL* detection of a sGRB (GRB 170817A), in coincidence with that found by *Fermi*-GBM (the association significance between *INTEGRAL* and *Fermi*-GBM is 4.2σ), which is for the first time unambiguously associated to the GW event GW170817 observed by LIGO/Virgo and consistent with a BNS merger. The significance of association between the independent *INTEGRAL* GRB detection and GW170817 is 3.2σ . This is a turning point for multi-messenger astrophysics.

This observation is compatible with the expectation that a large fraction (if not all) BNS mergers might be accompanied by a prompt gamma-ray flash (LVC et al. 2017), detectable by *INTEGRAL*/SPI-ACS and other facilities. *INTEGRAL* independently detects more than 20 confirmed sGRBs per year (Savchenko et al. 2012) in a broad range of fluences. With the growing sensitivity of the LIGO and Virgo observatories, being joined in the future by other observatories, we expect to detect more and more short GRBs associated with BNS mergers.

Additionally, we have exploited the unique uninterrupted serendipitous *INTEGRAL* observations available immediately after GRB 170817A/GW170817 (lasting about 20 ks), as well as dedicated targeted follow-up observations carried out by *INTEGRAL*, starting as soon as 19.5 hr after the GRB/GW (lasting in total 5.1 days). No hard X-ray or gamma-ray signal above the background was found. By taking advantage of the full sensitivity and wide FoV of the combination of the IBIS, SPI, and JEM-X instruments, we provide a stringent upper limit over a broad energy range, from 3 keV up to 8 MeV. The *INTEGRAL* upper limits above 80 keV are tighter than those set by any other instrument and constrain the isotropic-equivalent luminosity of the soft gamma-ray afterglow to less than 1.4×10^{43} erg s $^{-1}$ (80–300 keV), assuming a distance of 40 Mpc to the source. Our data exclude the possibility that a short- or a long-lasting bright, hard X-ray and/or soft gamma-ray phase of activity followed GRB 170817A/GW170817.

With these results, we show that *INTEGRAL* continues to play a key role in the rapidly emerging multi-messenger field by constraining both the prompt and delayed gamma-ray emission associated with compact object mergers.

This work is based on observations with *INTEGRAL*, an ESA project with instruments and science data center funded by ESA member states (especially the PI countries: Denmark, France, Germany, Italy, Switzerland, Spain), and with the participation of Russia and the USA. The *INTEGRAL* SPI project has been completed under the responsibility and leadership of CNES. The SPI-ACS detector system has been provided by MPE Garching/Germany. The SPI team is grateful to ASI, CEA, CNES, DLR, ESA, INTA, NASA, and OSTC for their support. The Italian *INTEGRAL* team acknowledges the support of ASI/INAF agreement No. 2013-025-R.1. R.D. and A.v.K. acknowledge the German *INTEGRAL* support through DLR grant 50 OG 1101. A.L. and R.S. acknowledge the support from the Russian Science Foundation (grant 14-22-00271). A.D. is funded by Spanish MINECO/FEDER grant ESP2015-65712-C5-1-R. Some of the results in this Letter have been derived using the *HEALPix* (Górski et al. 2005) package. We are grateful the François Arago Centre at APC for providing computing resources, and VirtualData from LABEX P2IO for enabling access to the StratusLab academic cloud. We acknowledge the continuous support by the *INTEGRAL* Users Group and the exceptionally efficient support by the teams at ESAC and ESOC for the scheduling of the targeted follow-up observations. We are grateful to the LVC and *Fermi*-GBM teams for their suggestions on earlier versions of this Letter. Finally, we thank the anonymous referee for constructive suggestions.

Appendix A Association Significance

It is well known that cosmic-ray (CR) interactions can cause short spikes in the ACS light curve (Savchenko et al. 2012). The false-alarm rate (FAR) in SPI-ACS for short and weak events, like GRB 170817A, is largely determined by the ability to discriminate between CR-induced and astrophysical events. Following Savchenko et al. (2012), we exploit the universality of the CR-induced spike temporal profile in SPI-ACS and compute the significance of an event to adhere to the NULL hypothesis of having a spike-like profile; we then multiply this number by the S/N of the event to obtain a numeric ranking.

We used data from the same *INTEGRAL* spacecraft revolution (2017 August 15 at 15:27:42–2017 August 17 at 18:26:32 UTC, 51 hr in total) to compute the FAR for the events with a rank not smaller than that of GRB 170817A. This results in 2.2×10^{-5} Hz and can be used to compute a post-trial false-alarm probability for an excess at $T_{0,ACS}$ to be associated with the GW trigger as $P = 2 \times 2.2 \times 10^{-5} \text{ Hz} \times 2 \text{ s} \times (1 + \log(30 \text{ s}/0.1 \text{ s})) \sim 0.07\%$ (3.2σ). Here, we use the 2 s time difference with the association target (GW170817), the 30 s half time window of the search, and the 0.1 s for the phase step in the minimal search timescale. The factor of two is due to counting both before and after the trigger.

The evidence for association with the *Fermi*-GBM GRB detection can be derived by assuming an association time difference of 50 ms. This is a conservative value taking into account the time bin of SPI-ACS and a marginally allowed offset between the temporal profiles of two events, with the light travel time correction assuming the location of AT 2017gfo. This results in an association significance of 4.2σ , providing strong evidence that the event detected by *INTEGRAL*/SPI-ACS is associated with the GRB 170817A, detected by the *Fermi*-GBM onboard algorithms. It is interesting to derive an association significance using only

the *Fermi*-GBM and *INTEGRAL*/SPI-ACS results, i.e., using the GBM location of GRB 170817A for the light travel time correction. The extent of the localization region derived from the GBM data alone accounts for an additional time uncertainty of 100 ms, resulting in an association significance of 3.9σ .

Appendix B Search for Prompt Emission with IBIS and SPI

We have inspected data of the IBIS/ISGRI, IBIS/PICsIT, and SPI main detectors and did not find any excess at the $T_{0,ACS}$. Even though none of these instruments had substantial sensitivity in the direction of AT 2017gfo (see Savchenko et al. 2017a for the all-sky angular dependency of sensitivity of different instruments), this inspection is particularly interesting because particle background variations tend to appear in multiple instruments at once. The non-observation of any excess in instruments where we do not expect an astrophysical signal disfavors the hypothesis that local particle background excess contributed to the event and further supports that our detection is associated with AT 2017gfo and the GW event. Note that we did not use the X-ray information from the JEM-X instrument, since in its energy range (<30 keV) it was heavily shielded from any emission in the direction of AT 2017gfo.

Appendix C Search for an Early Soft Gamma-Ray Afterglow













After the detection of GRB 170817A, *INTEGRAL* continued to point toward the same sky region (i.e., essentially with no change to the response for the position of AT 2017gfo) in stable background conditions, until the instruments were switched off for the perigee passage at 20:44:01 (UTC on August 17). The total duration of this observation was about 20 ks. Exploiting the all-sky sensitivity of SPI-ACS and IBIS/PICsIT, we derive upper limits on any early gamma-ray afterglow for this period of time.

Using the background rate from the earlier part of the *INTEGRAL* spacecraft revolution 1851 (the revolution that contains the GRB 170817A) and the data of neighboring revolutions, we estimate a 3σ upper limit on the average flux of any new source in the single broad energy range 75–2000 keV accessible to SPI-ACS of 280 mCrab or 1.2×10^{45} erg s $^{-1}$, assuming a Crab-like spectrum.

While the response of IBIS/PICsIT to a GRB-like spectrum in the direction of AT 2017gfo was less than optimal, the energy resolution in the PICsIT spectral-timing mode allows us to set a constraining upper limit on emission limited to a narrow range of gamma-ray energies. The 3σ upper limits on a source flux average over the studied time interval exploiting PICsIT have been determined in three energy bands. Two broad ones and a narrow one centered on 511 keV to search for broad line emission. The upper limits from these serendipitous observations are: 2.8×10^{45} erg s $^{-1}$ (260–468 keV), 3.1×10^{44} erg s $^{-1}$ (468–572 keV), and 3.3×10^{45} erg s $^{-1}$ (572–2600 keV).

Using the SPI-ACS data in the same time interval, we also searched for isolated short bursts on timescales from 100 ms to 10 s. We do not find any evidence for further bursting activity and set an upper limit on any excess at the level of $\sim 5 \times 10^{-7}$ erg cm $^{-2}$ on 1 s timescale for the 75 keV–2 MeV energy range.

ORCID iDs

V. Savchenko  <https://orcid.org/0000-0001-6353-0808>
 C. Ferrigno  <https://orcid.org/0000-0003-1429-1059>
 A. Bazzano  <https://orcid.org/0000-0002-2017-4396>
 E. Bozzo  <https://orcid.org/0000-0002-7504-7423>
 J. Chenevez  <https://orcid.org/0000-0002-4397-8370>
 T. J.-L. Courvoisier  <https://orcid.org/0000-0003-2396-6249>
 L. Hanlon  <https://orcid.org/0000-0003-2931-3732>
 E. Jourdain  <https://orcid.org/0000-0001-9932-3288>
 A. von Kienlin  <https://orcid.org/0000-0002-0221-5916>
 P. Laurent  <https://orcid.org/0000-0001-9094-0335>
 A. Lutovinov  <https://orcid.org/0000-0002-6255-9972>
 S. Mereghetti  <https://orcid.org/0000-0003-3259-7801>

References

- Abbott, B. P., Abbott, R., Abbott, T. D., et al. 2016a, *PhRvL*, **116**, 061102
 Abbott, B. P., Abbott, R., Abbott, T. D., et al. 2016b, *PhRvL*, **116**, 241103
 Abbott, B. P., Abbott, R., Abbott, T. D., et al. 2016c, *LRR*, **19**, 1
 Abbott, B. P., Abbott, R., Abbott, T. D., et al. 2017a, *PhRvL*, **118**, 221101
 Abbott, B. P., Abbott, R., Abbott, T. D., et al. 2017b, *PhRvL*, <https://doi.org/10.1103/PhysRevLett.119.161101>
 Acernese, F., Agathos, M., Agatsuma, K., et al. 2015, *CQGra*, **32**, 024001
 Berger, E. 2014, *ARA&A*, **52**, 43
 Blinnikov, S. I., Novikov, I. D., Perevodchikova, T. V., & Polnarev, A. G. 1984, *SvAL*, **10**, 177
 Connaughton, V. 2017, GCN, 21505
 Coulter, D. A., Kilpatrick, C. D., Siebert, M. R., et al. 2017, GCN, 21529
 Crook, A. C., Huchra, J. P., Martimbeau, N., et al. 2007, *ApJ*, **655**, 790
 D'Avanzo, P. 2015, *JHEAp*, **7**, 73
 D'Elia, V., Pian, E., Piranomonte, S., et al. 2017, GCN, 21592
 DESGW+Community Team 2017, GCN, 21530
 Evans, P. A., Kennea, J. A., Breeveld, A. A., et al. 2017, GCN, 21550
 Fernández, R., & Metzger, B. D. 2016, *ARNPS*, **66**, 23
 Foley, R. 2017, GCN, 21557
 Gehrels, N., & Meszaros, P. 2012, *Sci*, **337**, 932
 Giacomazzo, B., Zrake, J., Duffell, P. C., MacFadyen, A. I., & Perna, R. 2015, *ApJ*, **809**, 39
 Goldstein, A., Veres, P., Burns, E., et al. 2017, *ApJL*, <https://doi.org/10.3847/2041-8213/aa8f41>
 Górski, K. M., Hivon, E., Banday, A. J., et al. 2005, *ApJ*, **622**, 759
 Hotokezaka, K., Wanajo, S., Tanaka, M., et al. 2016, *MNRAS*, **459**, 35
 Hurley, K., Boggs, S. E., Smith, D. M., et al. 2005, *Natur*, **434**, 1098
 Labanti, C., Di Cocco, G., Ferro, G., et al. 2003, *A&A*, **411**, L149
 Lebrun, F., Leray, J. P., Lavocat, P., et al. 2003, *A&A*, **411**, L141
 LIGO Scientific Collaboration, Aasi, J., Abbott, B. P., et al. 2015, *CQGra*, **32**, 074001
 LIGO Scientific Collaboration & Virgo Collaboration 2017a, GCN, 21505
 LIGO Scientific Collaboration & Virgo Collaboration 2017b, GCN, 21513
 LIGO Scientific Collaboration & Virgo Collaboration 2017c, GCN, 21527
 LIGO Scientific Collaboration & Virgo Collaboration 2017d, GCN, 21509
 LIGO Scientific Collaboration & Virgo Collaboration 2017e, GCN, 21474
 Lund, N., Budtz-Jørgensen, C., Westergaard, N. J., et al. 2003, *A&A*, **411**, L231
 LVC, FermiGBM, INTEGRAL et al. 2017, *ApJL*
 Lyman, J., Homan, S., Maguire, K., et al. 2017, GCN, 21582
 Maciolek-Niedzwiecki, A., Zdziarski, A. A., & Coppi, P. S. 1995, *MNRAS*, **276**, 273
 Mas-Hesse, J. M., Giménez, A., Culhane, J. L., et al. 2003, *A&A*, **411**, L261
 Mereghetti, S., Götz, D., Weidenspointner, G., et al. 2009, *ApJL*, **696**, L74
 Metzger, B. D. 2017, *LRR*, **20**, 3
 Metzger, B. D., & Piro, A. L. 2014, *MNRAS*, **439**, 3916
 Nakar, E. 2007, *PhR*, **442**, 166
 Price, D. J., & Rosswog, S. 2006, *Sci*, **312**, 719
 Qin, Y., Liang, E.-W., Liang, Y.-F., et al. 2013, *ApJ*, **763**, 15
 Quadrini, E. M., Bazzano, A., Bird, A. J., et al. 2003, *A&A*, **411**, L153
 Rowlinson, A., O'Brien, P. T., Metzger, B. D., Tanvir, N. R., & Levan, A. J. 2013, *MNRAS*, **430**, 1061
 Savchenko, V., Bazzano, A., Bozzo, E., et al. 2017a, *A&A*, **603**, A46
 Savchenko, V., Bazzano, A., Bozzo, E., et al. 2017b, GCN, 21507
 Savchenko, V., Neronov, A., Beckmann, V., Produit, N., & Walter, R. 2010, *A&A*, **510**, A77
 Savchenko, V., Neronov, A., & Courvoisier, T. J.-L. 2012, *A&A*, **541**, A122
 Siebert, M. R., Foley, R. J., Drout, M. R., et al. 2017, *ApJL*, <https://doi.org/10.3847/2041-8213/aa905e>
 Soares-Santos, M., Holz, D. E., Annis, J., et al. 2017, *ApJL*, <https://doi.org/10.3847/2041-8213/aa9059>
 Svensson, R. 1987, *MNRAS*, **227**, 403
 Svinkin, D., Hurley, K. & on behalf of the IPN 2017, GCN, 21515
 Tanaka, M., Kato, D., Gaigalas, G., et al. 2017, *ApJ*, submitted (arXiv:1708.09101)
 Troja, E., Piro, L., van Eerten, A., et al. 2017a, *Natur*, <https://doi.org/10.1038/nature24290>
 Troja, E., Watson, A., Covino, S., et al. 2017b, GCN, 21682
 Ubertini, P., Lebrun, F., di Cocco, G., et al. 2003, *A&A*, **411**, L131
 Valenti, S., Sand, D. J., Yang, S., et al. 2017, *ApJL*, <https://doi.org/10.3847/2041-8213/aa8edf>
 Vedrenne, G., Roques, J.-P., Schönfelder, V., et al. 2003, *A&A*, **411**, L63
 von Kienlin, A., Beckmann, V., Rau, A., et al. 2003, *A&A*, **411**, L299
 von Kienlin, A., Meegan, C., Goldstein, A., et al. 2017, GCN, 21520
 Winkler, C., Courvoisier, T. J.-L., Di Cocco, G., et al. 2003, *A&A*, **411**, L1
 Yang, S., Valenti, S., Sand, D., et al. 2017, GCN, 21531