


Introduction

Motivation

- Most existing work focus solely on image classification
- Most heatmap approaches generate only a single heatmap for each image.



Examples generated by our proposed NAG-iGOS++

Contributions

- We extend iGOS++ to object detection tasks.
- We propose to use Nesterov Accelerated Gradient (NAG) in iGOS++ to replace the line search, which speeds up the algorithm by 2x and improves the performance.
- We propose a scheme that initializes iGOS++ with multiple starting masks, which further improved performance and makes the algorithm capable of generating multiple explanations for a single detection.


Method

- Nesterov Accelerated Gradient** Using Nesterov Accelerated Gradient (NAG) in iGOS++ to replace the line search (LS). We update the mask with NAG as:

$$\omega^{k+1} = M^k - \alpha \cdot TG(M^k)$$

$$M^{k+1} = \omega^{k+1} + \varepsilon(\omega^{k+1} - \omega^k)$$

- M is the mask, $\varepsilon = k / (k+3)$. α is the learning rate.
- Diverse Initialization**
 - Generating K^2 different initializations on a $K \times K$ grid
 - Initializing the mask with nonzero values in only one cell for each initialization



Examples generated by NAG-iGOS++ without and with initialization using different regions of predicted mask in insertion tasks using Mask R-CNN ($K=2$)

Experiments

Insertion, Deletion Scores and Runtime on MSCOCO

Resolution Method	16 × 16			25 × 25			100 × 100		
	Del ↓	Ins ↑	Time(s)	Del ↓	Ins ↑	Time(s)	Del ↓	Ins ↑	Time(s)
D-RISE	0.6422	0.6322	220	--	--	--	--	--	--
Grad-CAM	--	--	--	0.7839	0.3048	7	--	--	--
LS-iGOS++	0.5630	0.6692	146	0.4685	0.6210	138	0.2370	0.5455	115
NAG-iGOS++	0.5577	0.6760	62	0.4641	0.6285	62	0.2380	0.5478	62
Best-NAG-iGOS++	0.5388	0.6952	248	0.4399	0.6500	248	0.2048	0.5950	248

Quantitative comparison using Mask R-CNN

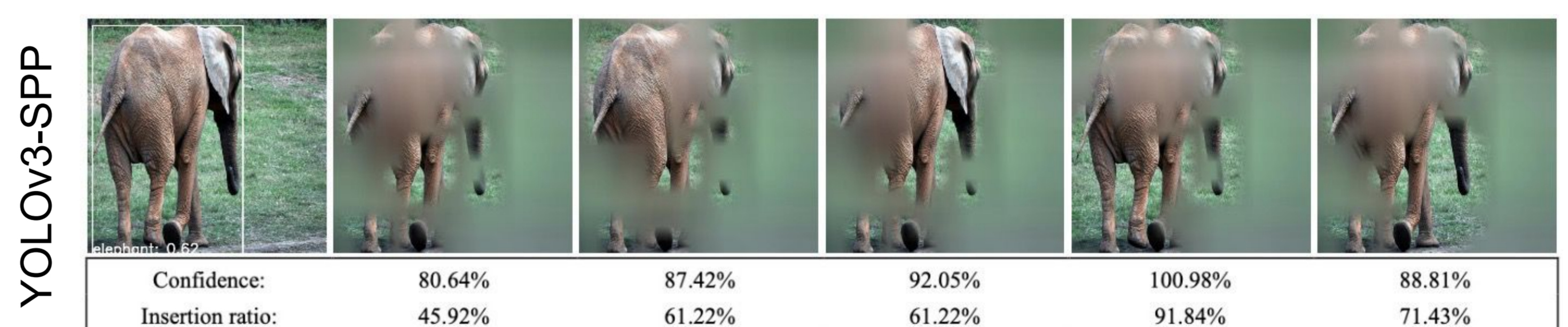
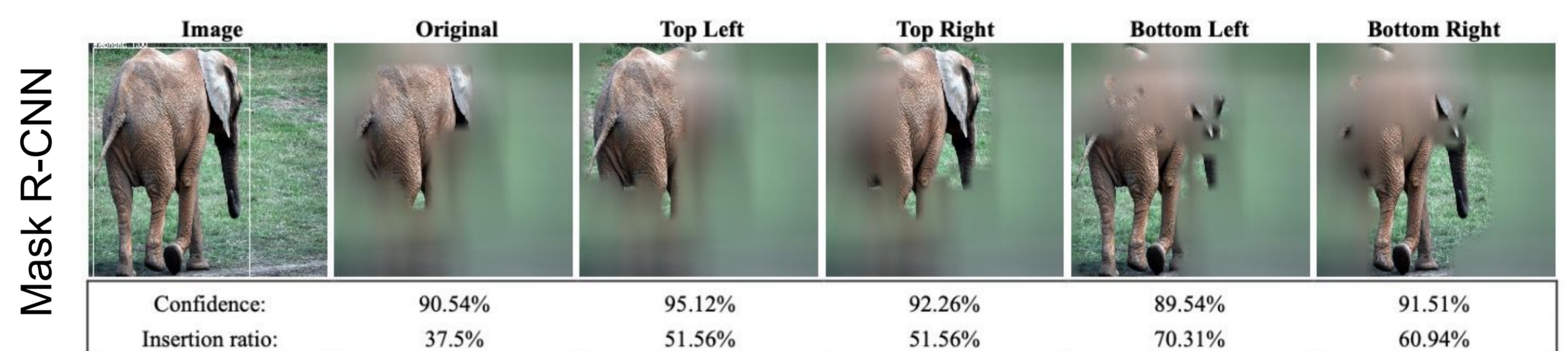
Resolution Method	16 × 16			64 × 64		
	Del ↓	Ins ↑	Time(s)	Del ↓	Ins ↑	Time(s)
D-RISE	0.4985	0.4953	70	--	--	--
Grad-CAM	0.6980	0.2210	2	--	--	--
LS-iGOS++	0.4804	0.4833	40	0.2475	0.2968	41
NAG-iGOS++	0.4688	0.4922	14	0.2384	0.3201	14
Best-NAG-iGOS++	0.4015	0.5403	56	0.1704	0.3846	56

Quantitative comparison using YOLOv3-SPP

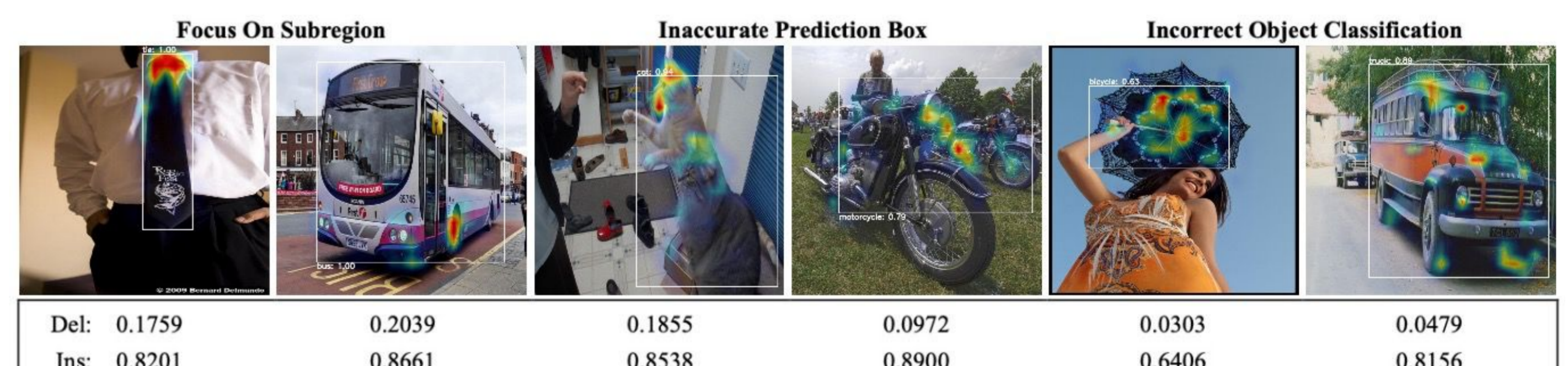
	D-RISE	Grad-CAM	LS-iGOS++	NAG-iGOS++	Best-NAG-iGOS++
Del:	0.2520	0.3601	0.1234	0.1183	0.1063
Ins:	0.1232	0.1981	0.5791	0.7178	0.7050

Visualization of heatmap generated from different methods

Multiple initializations



More Visualizations using Mask R-CNN



Ablation Study

Optimization	16 × 16			25 × 25			100 × 100		
	Del ↓	Ins ↑	Time(s)	Del ↓	Ins ↑	Time(s)	Del ↓	Ins ↑	Time(s)
LS	0.5630	0.6692	146	0.4685	0.6210	138	0.2370	0.5455	115
Adam	0.5747	0.6439	62	0.5040	0.5877	62	0.2997	0.4329	62
Nadam	0.6272	0.5895	62	0.5843	0.5280	62	0.4621	0.2951	62
NAG	0.5577	0.6760	62	0.4641	0.6285	62	0.2380	0.5478	62

Ablation study on optimization methods using Mask R-CNN

Best-NAG-iGOS++	16 × 16			25 × 25			100 × 100		
	Del ↓	Ins ↑	Time(s)	Del ↓	Ins ↑	Time(s)	Del ↓	Ins ↑	Time(s)
K = 2	0.5388	0.6952	248	0.4399	0.6285	248	0.2048	0.5950	248
K = 3	0.5237	0.7044	558	0.4248	0.6601	558	0.1936	0.6036	558

Ablation study with multiple initialization K using Mask R-CNN

Conclusion

- This paper presents NAG-iGOS++, an algorithm that extends the iGOS++ algorithm to explain object detection networks
- We proposed to use Nesterov Accelerated Gradient which improved the efficiency and accuracy of explanations
- Our multiple initializations provided a more complete picture of the object detection and segmentation networks to be explained.