



T01: RAN Slicing Challenges, Technologies, and Tools

Navid Nikaein

Associate Professor - Eurecom

Coordinator of Mosaic-5G Initiative

Tutorial ACM SIGCOMM

20-25 August 2018, Budapest, Hungary

Provide a comprehensive guide on RAN slicing and data-driven

- (1) highlight the importance and timeliness of **softwarization, virtualization, and disaggregation** of RAN to enable **multiservice multi-tenant** RAN toward So-RAN architecture
- (2) Elaborate the benefits and implications of RAN **data mining and analytics** to enable **data-driven RAN control loop** and provide QoS
- (3) Cover a **well-balanced research and development** topics including challenges, key technologies, and proof-of-concept prototyping

Tutorial Objectives



Connected, Controlled, and Flexible
Digital Society

Value Creation

Consistent experience

Sustainable business model

What is 5G?


High traffic

Office

Residential area



Internet of Things (IoT)



Home automation



High density

Stadium

Festival



Intelligent Transport Sys. (ITS)



Smart city



High mobility



Mobile Applications



High speed train

Freeway

UHD/4K video

Augmented Reality

Many 5G Use-cases



Internet of Skills

Hospital

Interactive Video

Paramedic

Patient



Haptic Human Interface

Ultra-Fast Network



Prioritisation
Monitoring & Control



4G/5G



Wearable Pack



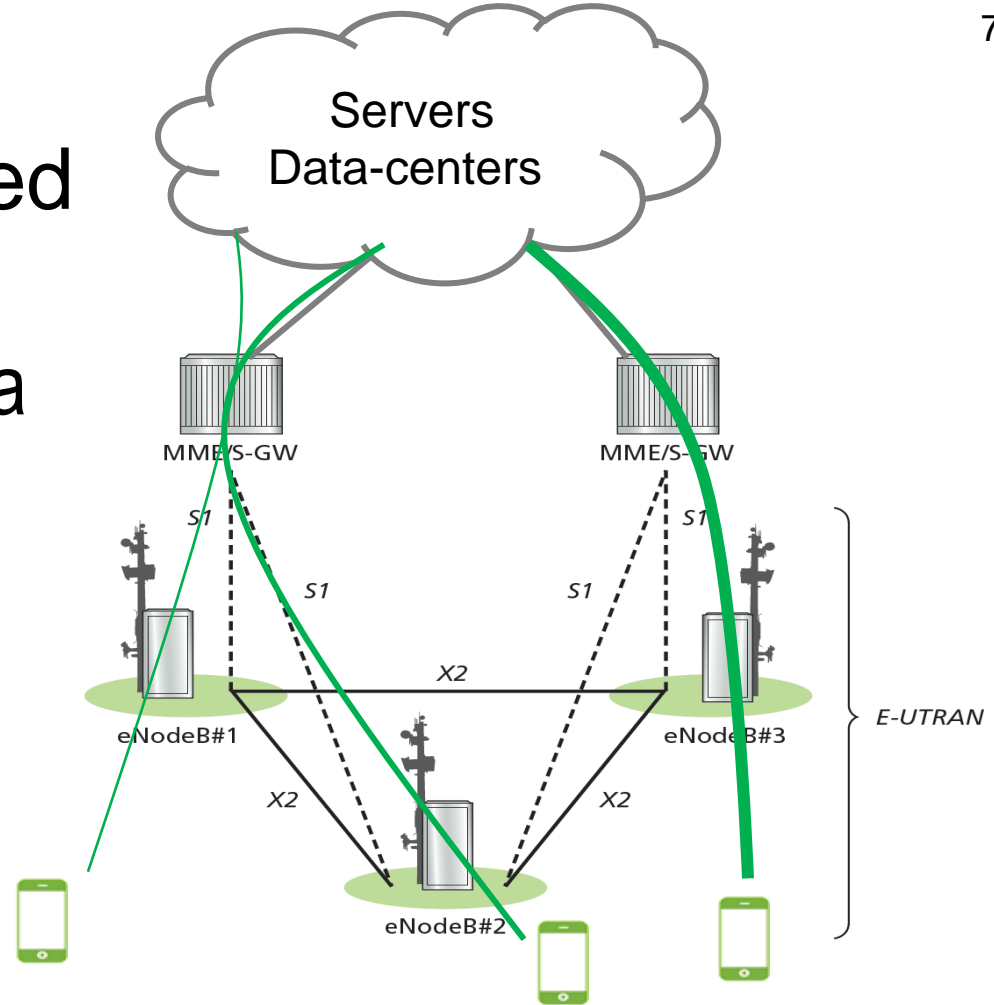
© redzinc

E-Health: When Robotics meets 5G

Communication-oriented

Today's 4G is designed for a limited number of UCs

- Throughput-optimized
- Fixed
- Rigid

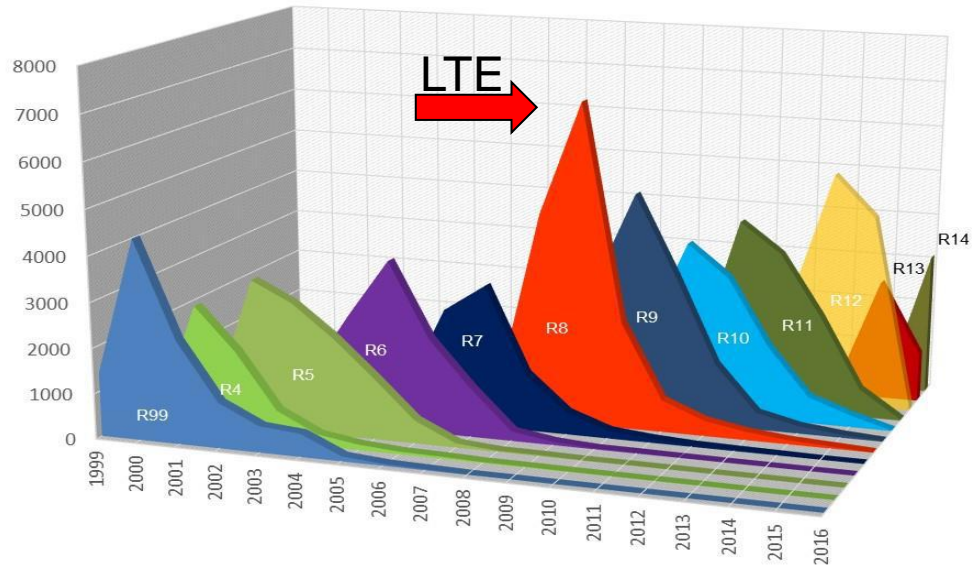


Is 4G enough?

Mindful about

3GPPP facts and figures

- 514 Companies from 45 Countries
- 50,000 delegate days per year
- 40,000 meeting documents per year
- 1,200 specifications per Release
- 10,000 change requests per year




© 3GPP

Communication-oriented 4G

Turn physical infrastructure into multiple logical networks,
one per service instance: **One-Network, Many-Service**

NOT a one-size fits all architecture **NOT** a
Dedicated Network



© Ericsson WP

Service-oriented 5G

Different aspects of network slicing have been already prototyped both Opensource and commercials platforms

Industry is currently providing network slicing by means of

(a) Local/dedicated services enabled by MEC platform

(b) Dedicated core networks and RAN sharing

Next steps : **SO-CN** and **SO-RAN**

From R&D to Reality



Software Defined
Networking



Fog Computing
Edge Computing



SDN/NFV
Orchestration



Network Function
Virtualization



Cloudification
Virtualization



Contextual Networking



Heterogeneous
Networking



Self Organization
Networking



Ultra dense network



Advanced
MIMO



Advanced
waveforms



Millimeter
Wave



Carrier Aggregation
of discontinuous
bands



Flexible and high
capacity backhaul



Single channel
full duplexing



New Spectrum
Allocations



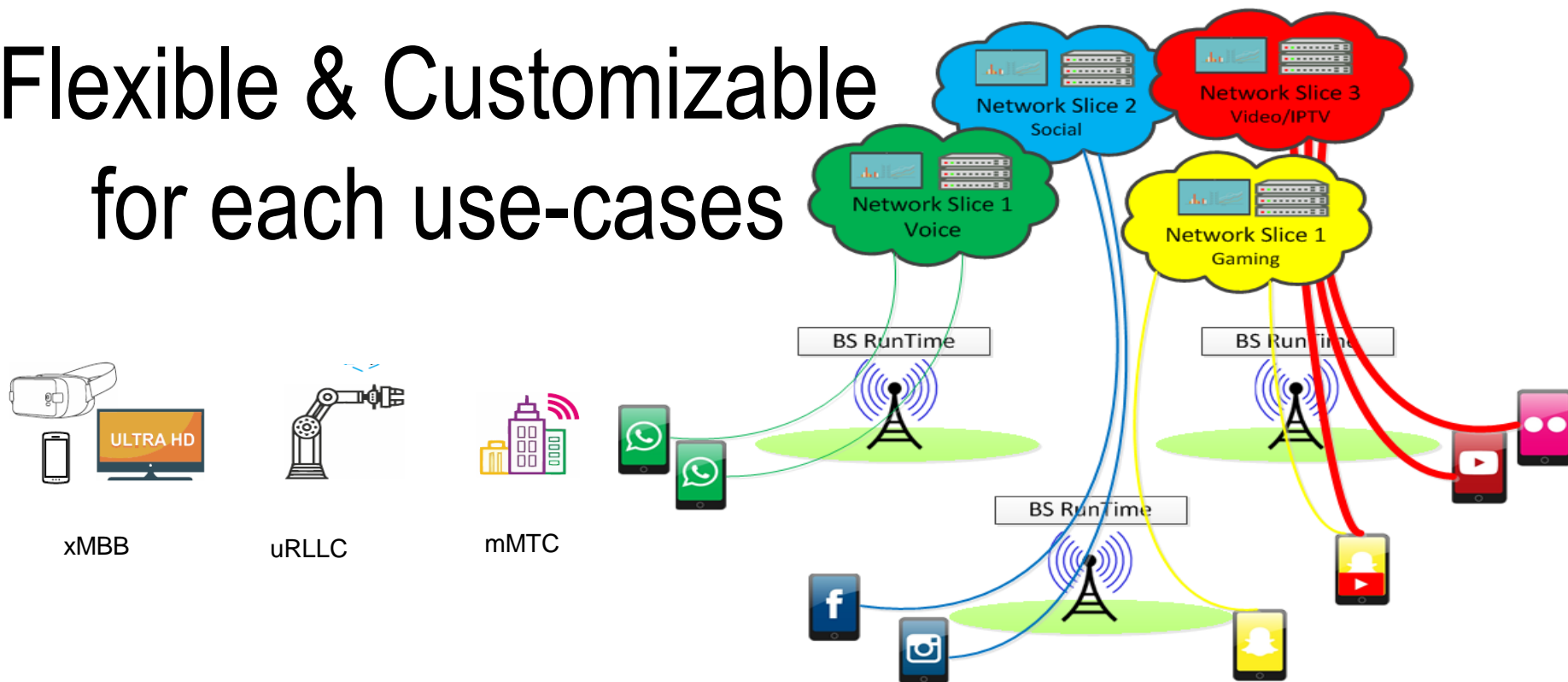
More Flexible
Spectrum

© Coherent Project

5G technology enablers

Network Slicing

Flexible & Customizable
for each use-cases



Service-oriented 5G

Slicing Technology Enablers:

- Softwarization
- Virtualization
- Disaggregation

Multi-service multi-tenant network



Service-oriented 5G

Cloud & NFV



Application



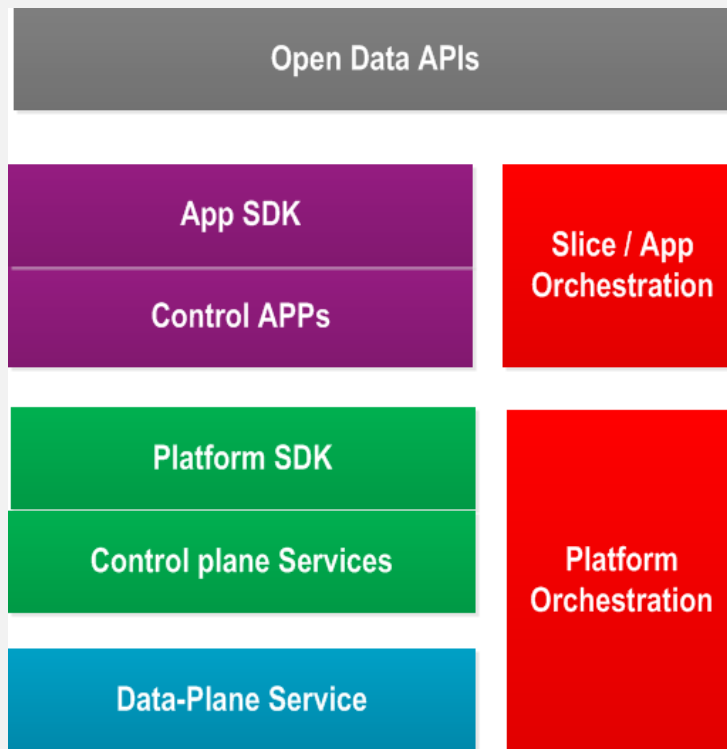
MEC



SDN

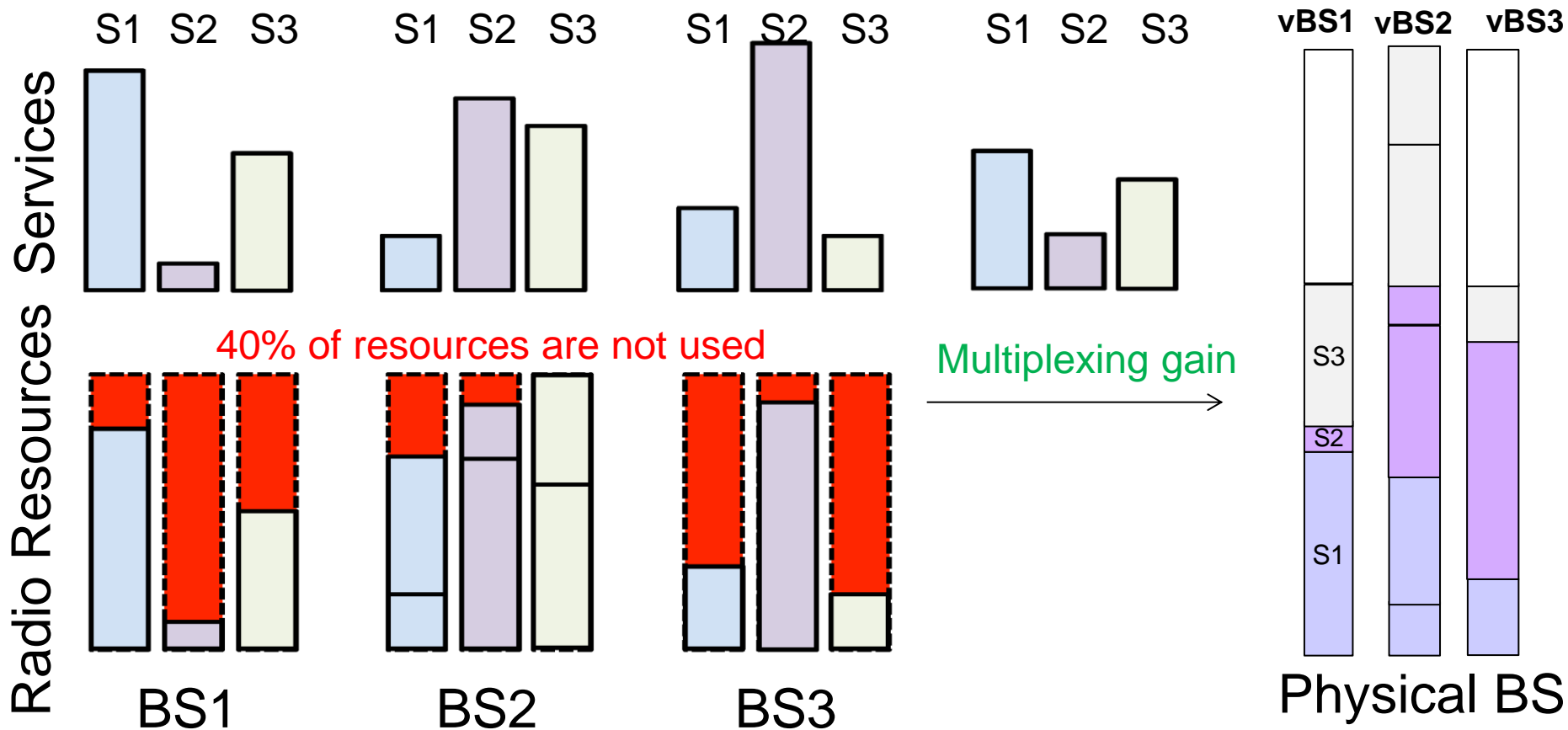


Network



Slicing Technology Enablers

Disaggregation



Slicing Technology Enablers

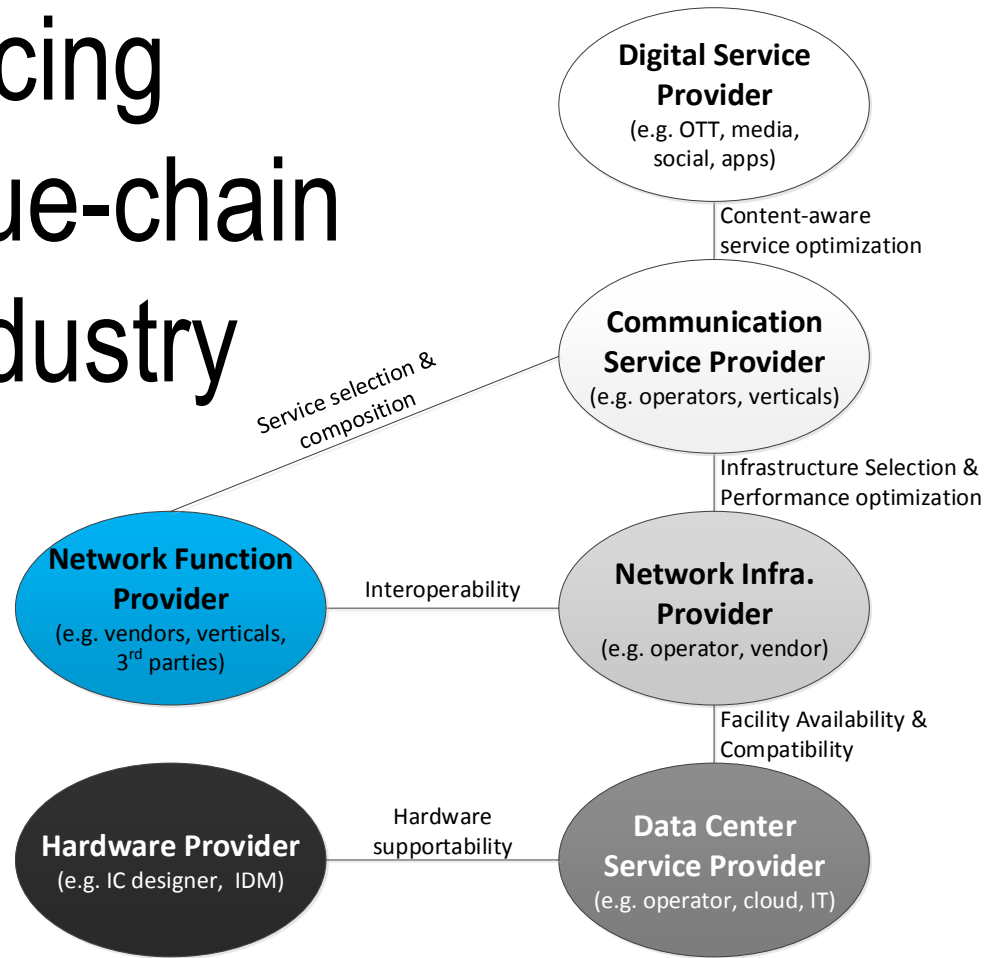
Why will it happen?

Extreme network flexibility and
elasticity

Service-oriented 5G

Network Slicing

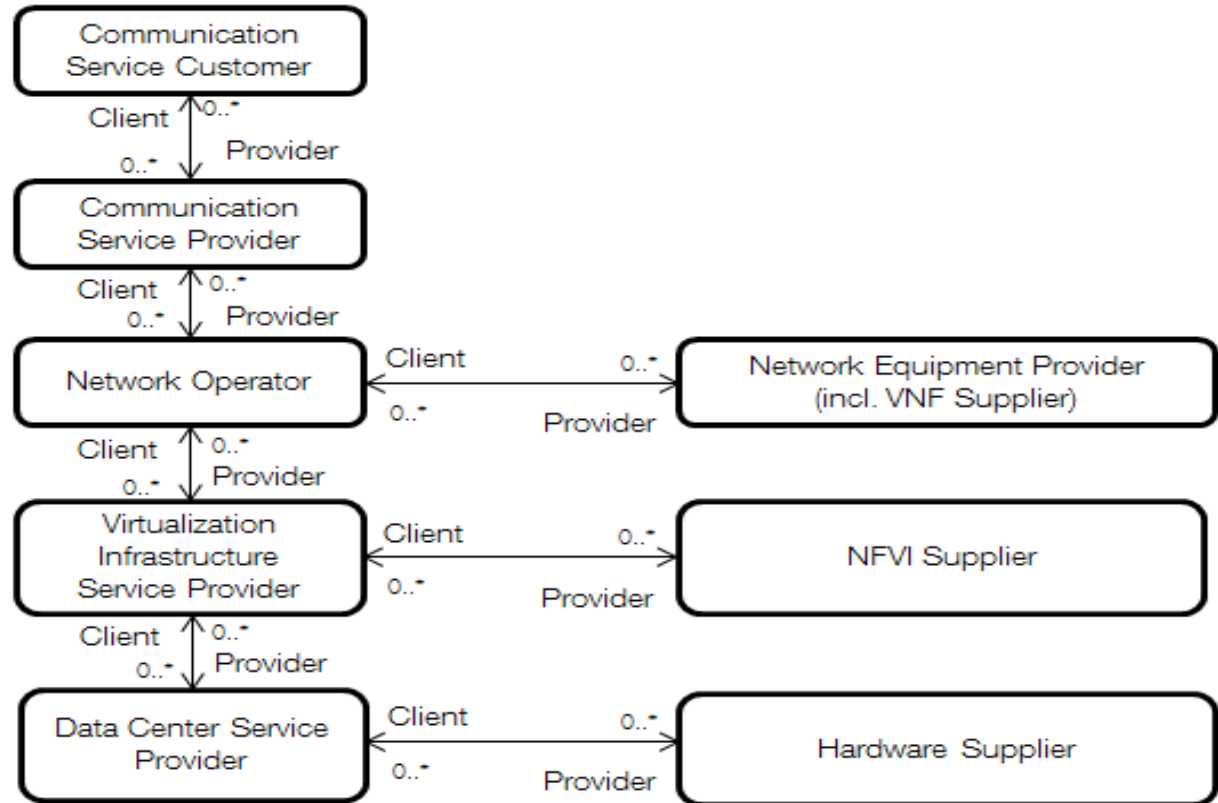
Evolves the value-chain of telecom industry



Service-oriented 5G

3GPP Role Model (3GPPP 28.801)

E.g.: End user,
Small & Medium Enterprise,
Large enterprise,
Vertical,
Other CSP, etc.



Service-oriented 5G



3GPP re-architects mobile networks

	3G	4G	5G
Downlink waveform	CDMA	OFDM	OFDM, SCFDMA
Uplink waveform	CDMA	SCFDMA	OFDMA, SCFDMA
Channel coding	Turbo	Turbo	LDPC (data) / Polar (L1 contr.)
Beamforming	No	Only data	Full support
Spectrum	0.8 – 2.1 GHz	0.4 – 6 GHz	0.4 – 90 GHz
Bandwidth	5 MHz	1.4 – 20 MHz	Up to 100 MHz (400MHz for >6GHz)
Network slicing	No	No	Yes
QoS	Bearer based	Bearer based	Flow based
Small packet support	No	No	Connectionless
In-built cloud support	No	No	Yes

Service-oriented 5G

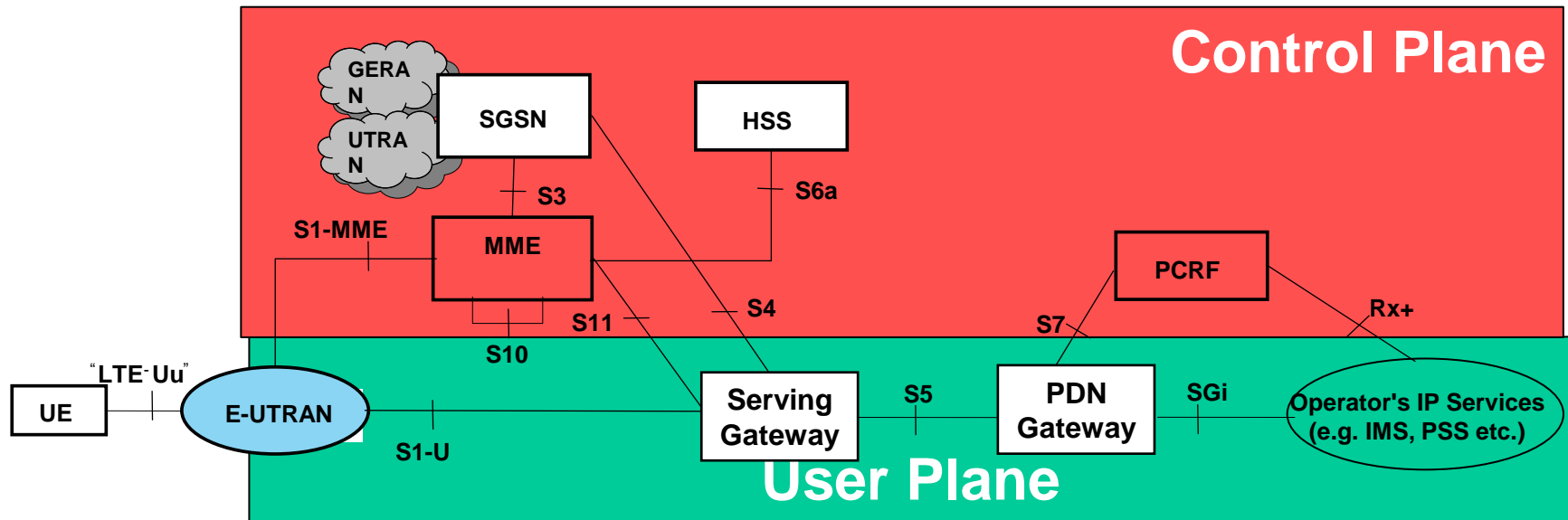
Monolithic BS

Stateful network entities

Transactional communication mode

Certain level of CP and UP separation

Common entity for user mobility and session management



Communication-oriented 4G

Multi-operator RAN(MORAN)

Shared RAN nodes, dedicated spectrum, but separated CN per operator

Multi-operator CN (MOCN)

Shared RAN nodes and spectrum, but separated CN per operator with proprietary services

Gateway CN (GWCN)

shared RAN and part of core networks

Dedicated core (DECOR)

Deploy multiple dedicated CNs (DCNs) within a single operator network

One or multiple MMEs and SGWs/PGWs, each element

Evolved DECOR (eDECOR)

UE assisted DCN selection

Network Node Selection Function (NNSF) at RAN to select directly the proper DCN towards which the NAS signaling needs to be forwarded

Congestion control and load balancing among multiple DCN with shared MME

3GPP Network Sharing Models

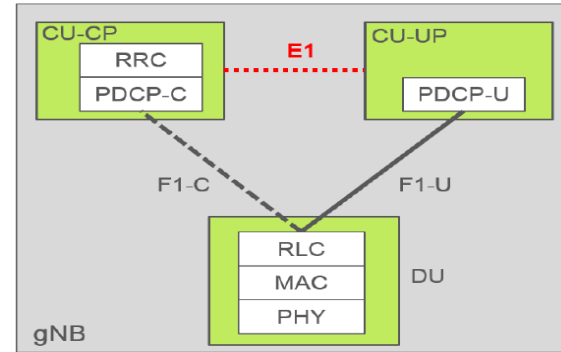
3GPP re-architects mobile networks

3 Tier RAN Node

CU0 → DU[0-n] → RRU[0-m]

Functions Split

CP UP split

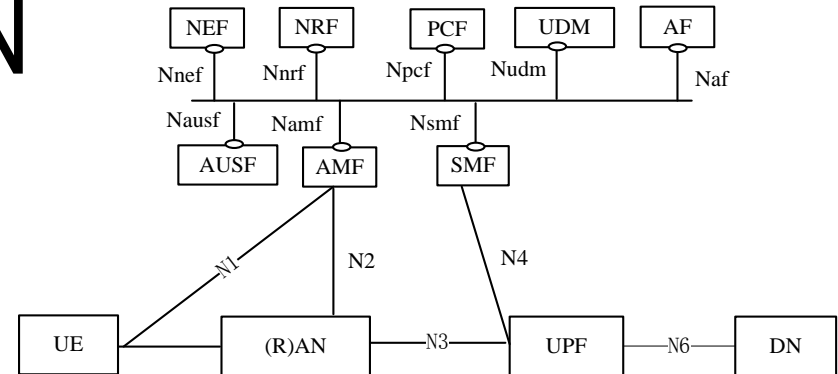


Service-oriented CN

service catalog and discovery

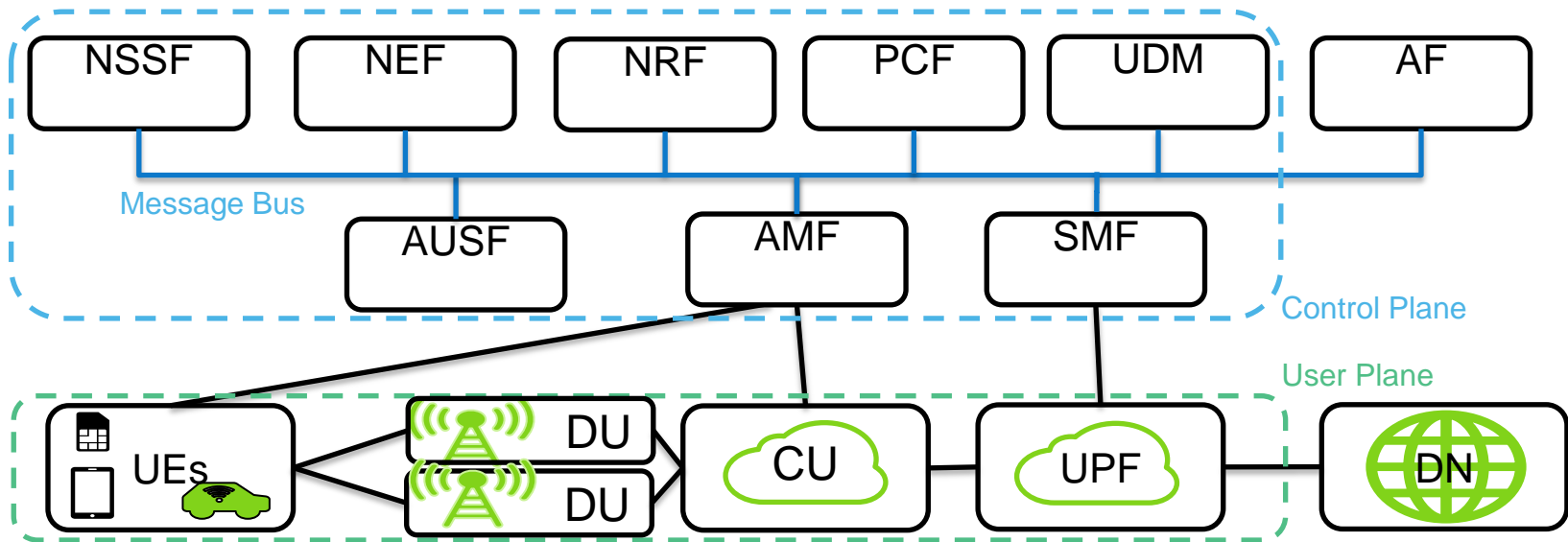
Slice selection function

CP and UP split



3GPP 5G RAN and CN

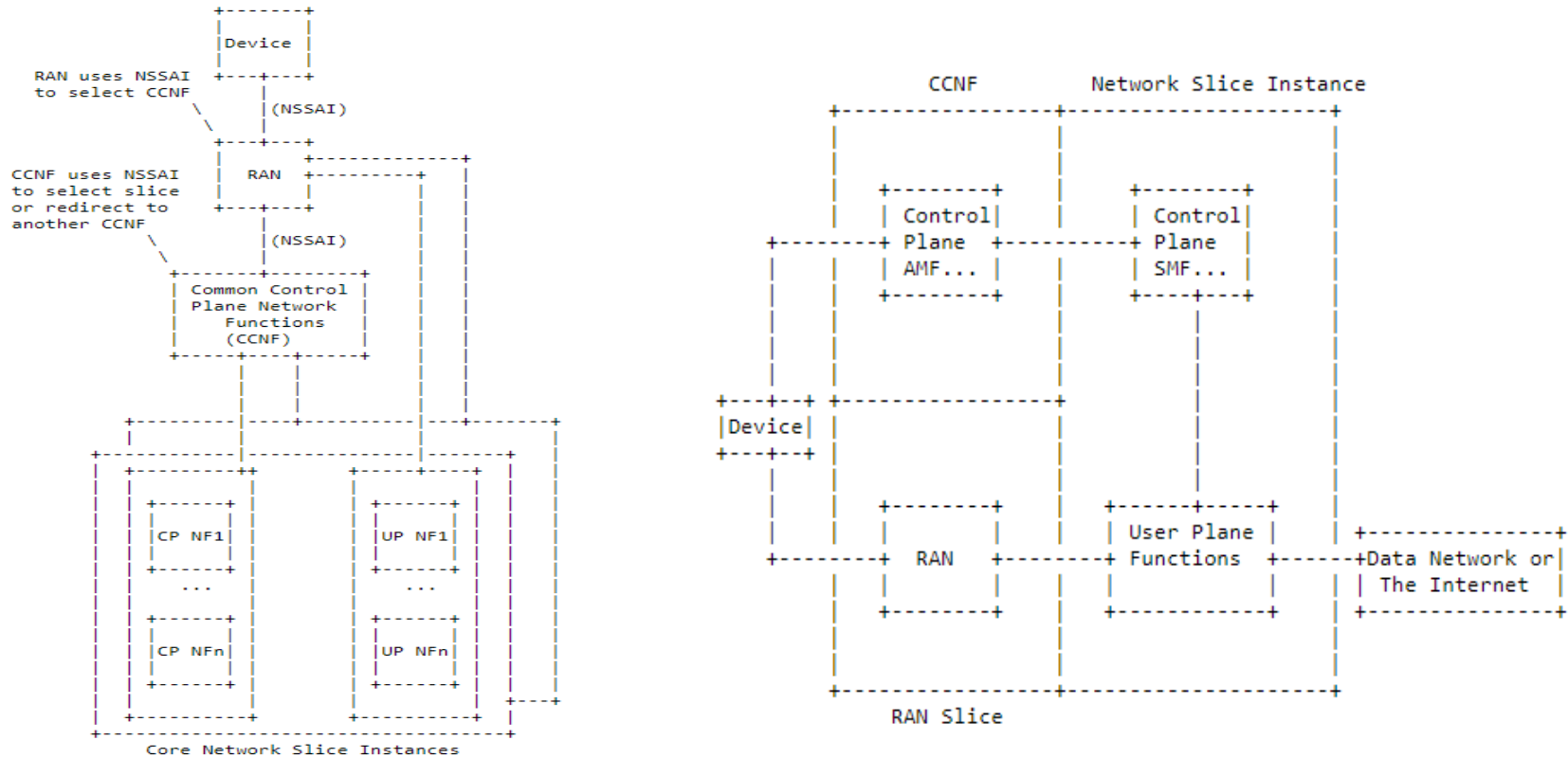
5G 3GPP re-architects mobile networks



AMF	Access & Mobility Management Function	SMF	Session Management Function
AUSF	Authentication Server Function	UPF	User Plane Function
NRF	Network Repository Function	AF	Application Function
UDM	Unified Data Management	PCF	Policy Control Function
NSSF	Network slice selection function	NEF	Network Exposure Function

Service-oriented 5G

5G 3GPP re-architects mobile networks



3GPP network slicing

Select the set of network slice instances serving the UE

Determine the allowed Network Slice Selection Assistance Information (NSSAI) and the mapping to the subscribed S-NSSAIs

Determine the configured NSSAI and the mapping to the subscribed S-NSSAIs

Determine the AMF set to be used to serve the UE or a list of candidate AMFs by querying the NRF

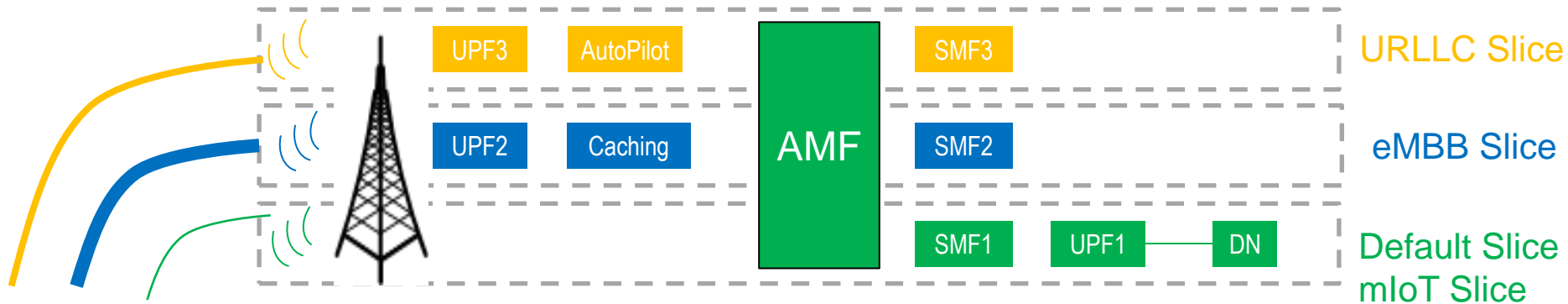
NSSF: Network slice selection function

Provides information on the discovered NF instances upon discovery requests

Maintains the NF profile of available NF instances and their supported services

NF Profile: instance ID, type, PLMN ID, Network Slice identifiers, IP address of NF, NF capacity information, NF specific service authorization information, names of supported services, endpoint addresses of supported services, identification of stored data information

NRF: network repository function



Maintenance/statistics
mIoT, low throughput

Infotainment/video streaming
eMBB (Mobile Broadband)

Safety/autonomous driving service
URLLC (Ultra Reliable Low Latency)

Dedicated or Shared Functions?

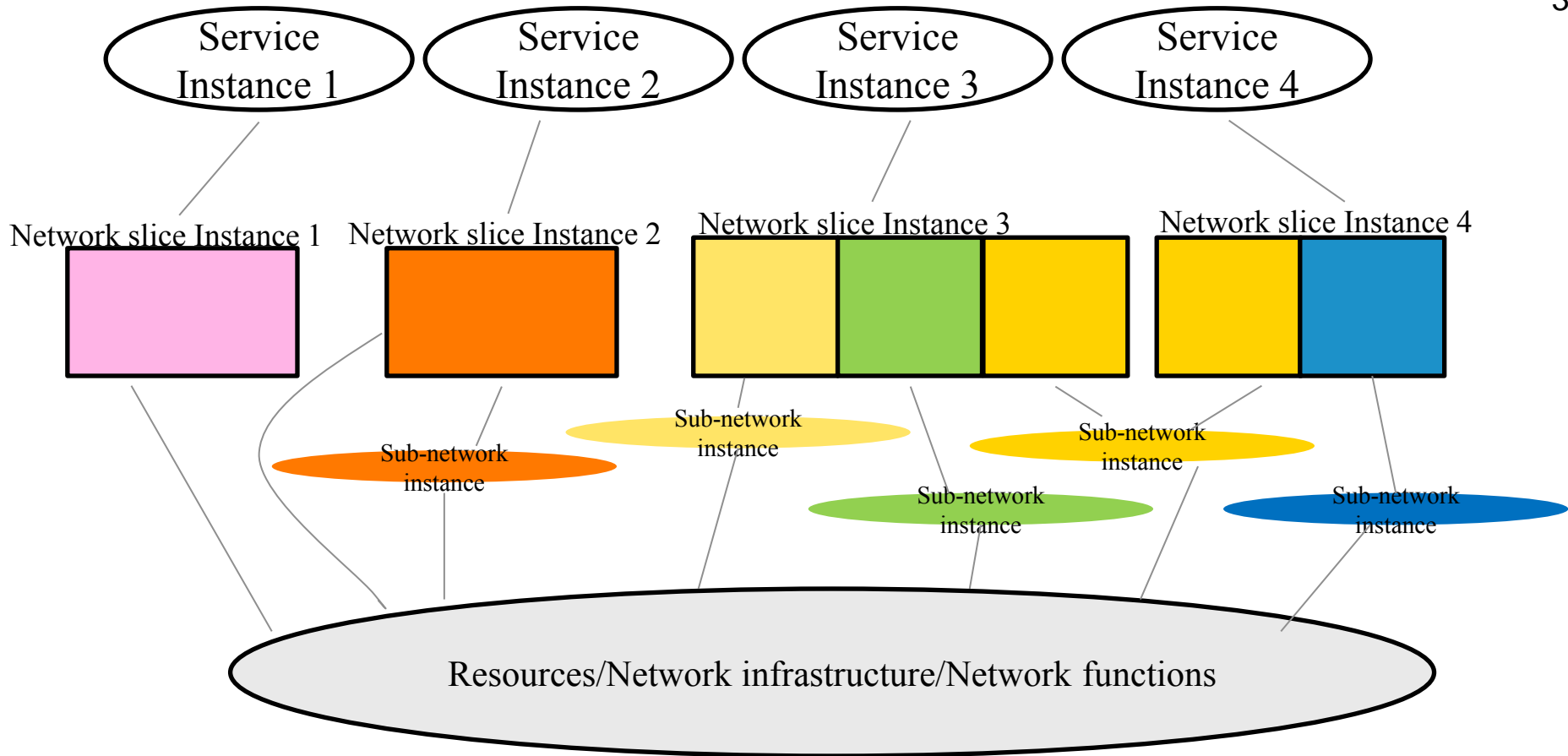


Dedicated or Shared Resources?



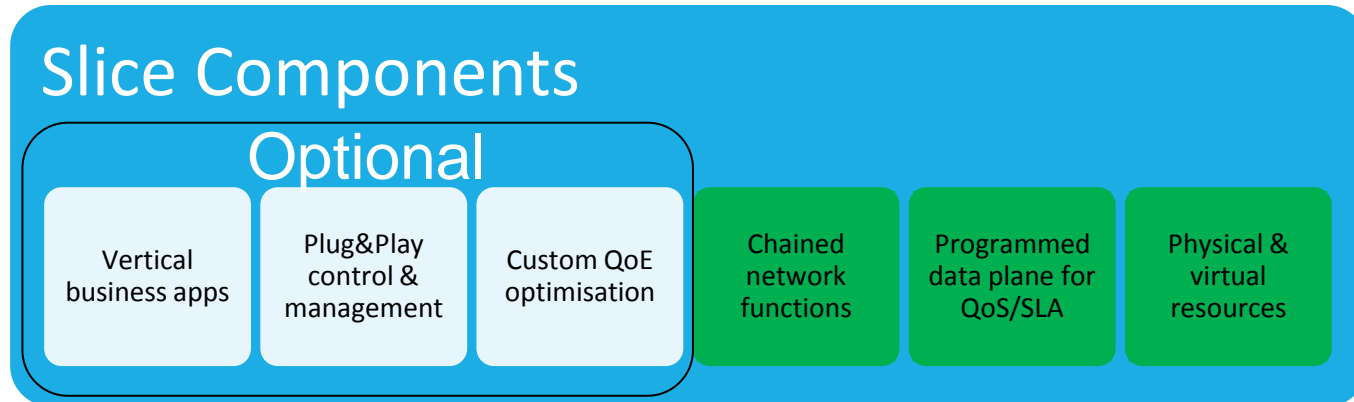
Dedicated or Shared Resources?

RAN Slicing



Network Slicing Concept

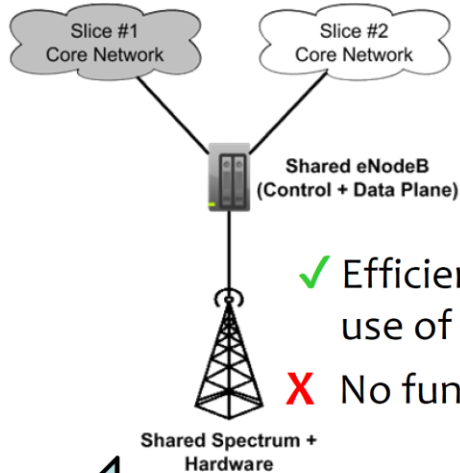
Composition and deployment of multiple E2E logical networks tailored to a service over a shared infrastructure, and their delivery as a slice



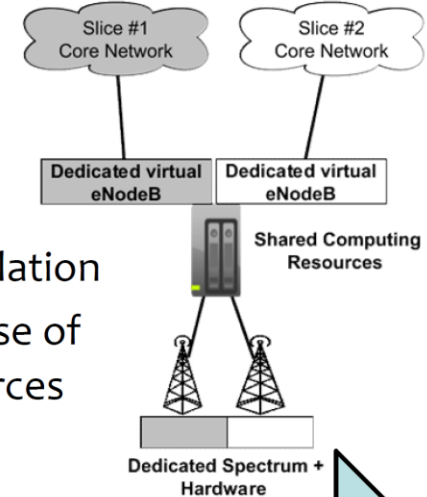
©SliceNet

What is a slice?

RAN Slicing



- ✓ Efficient and adaptive use of radio resources
- ✗ No functional isolation



- ✓ Functional isolation
- ✗ Inefficient use of radio resources



© M. Marina

Dedicated and Shared

FlexRAN : a SD-RAN platform enabling RAN sharing (Foukas et al., 2016)

Fully isolation platform with vBSs as different slices (Nakao et al., 2017)

Separated radio resources for intra/inter-slice scheduler (Rost et al., 2017)

RRM is enforced using a resource visor per slice (Ksentini et al., 2017)

ORION: BS hypervisor isolate slice-specific control logics and share the virtualized radio resources (Foukas et al., 2017)

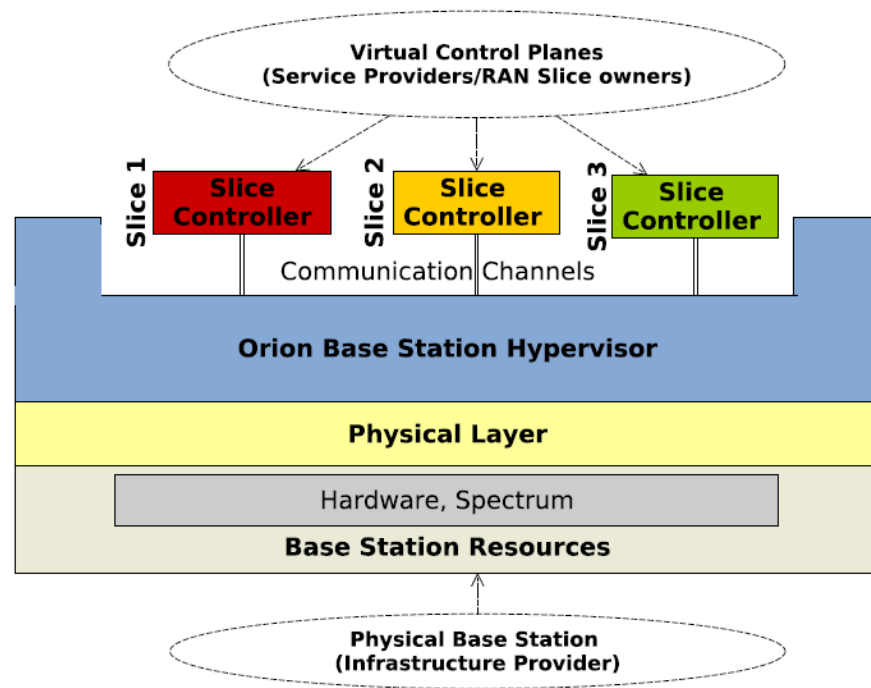
RAN runtime targets customization and multiplexing in several aspects over disaggregated RAN (Chang et al., 2017)

State of the Art

RAN slicing system

(1) Isolate slice-specific control logics while keeping common CP/UP functions

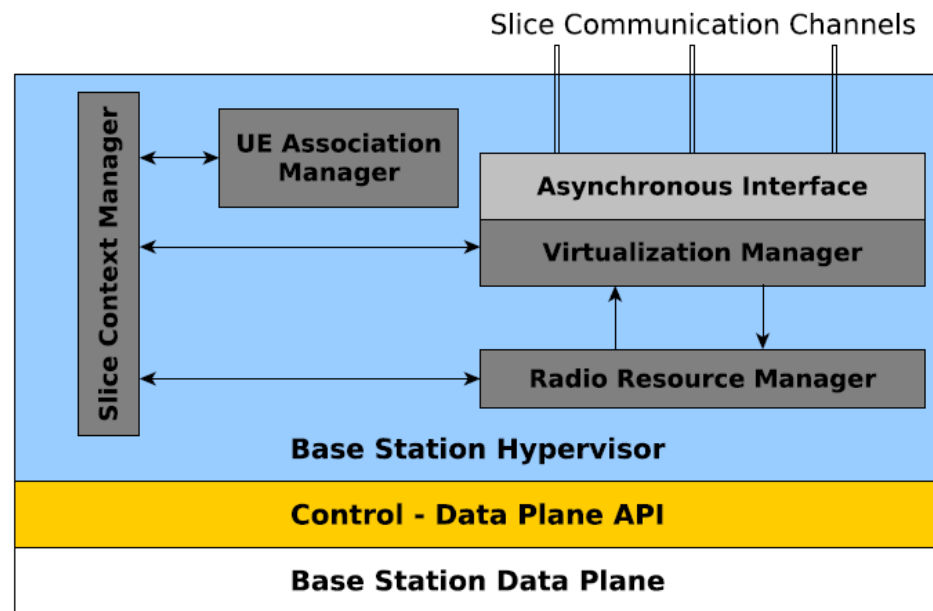
(2) Share radio resources in virtualized or physical form



ORION

Components

- (1) **Slice context manager** performs lifecycle management of each slice (SLA, active UEs, admission control)
- (2) **Virtualization manager**
 - provides a generic form of abstraction for virtualizing radio resources and data plane state
 - presents a virtual/isolated view to each slice virtual control plane
- (3) **Radio resource manager** allocates physical resources among slices
- (4) **UE association manager** handles slice discovery by UEs and maps UEs to slices



ORION

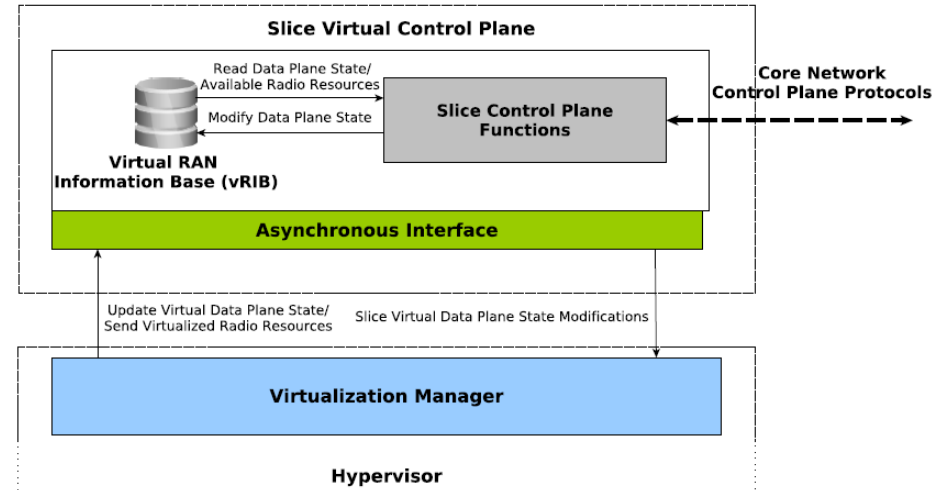
Virtual Control Plane

(1) Interacts with the underlying infrastructure via the virtualization Manager of the Hypervisor

- translated into control-data APIs

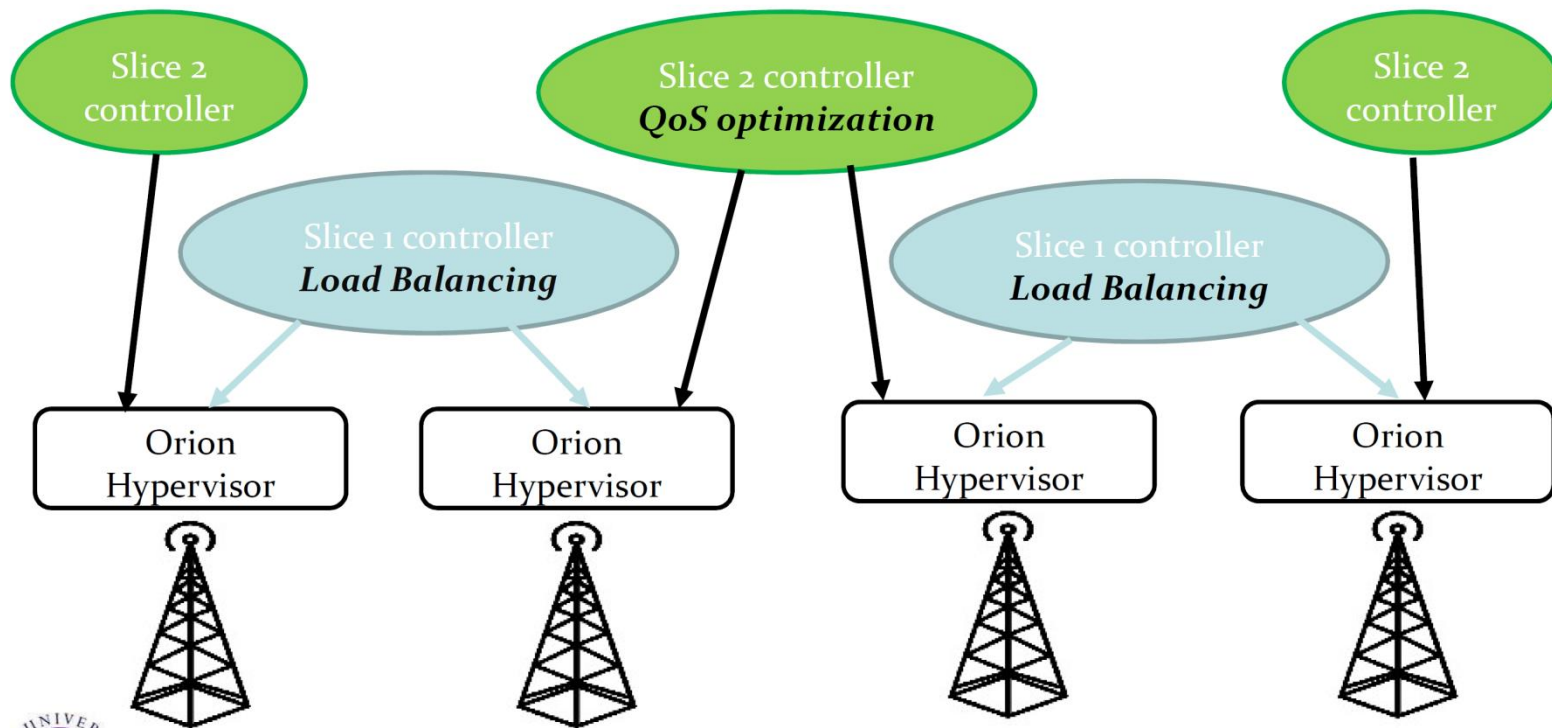
(2) Operates over vRIB, the locally maintained state of virtual radio resources and data plane

- Slice network view and state



ORION

ORION RAN Slicing System



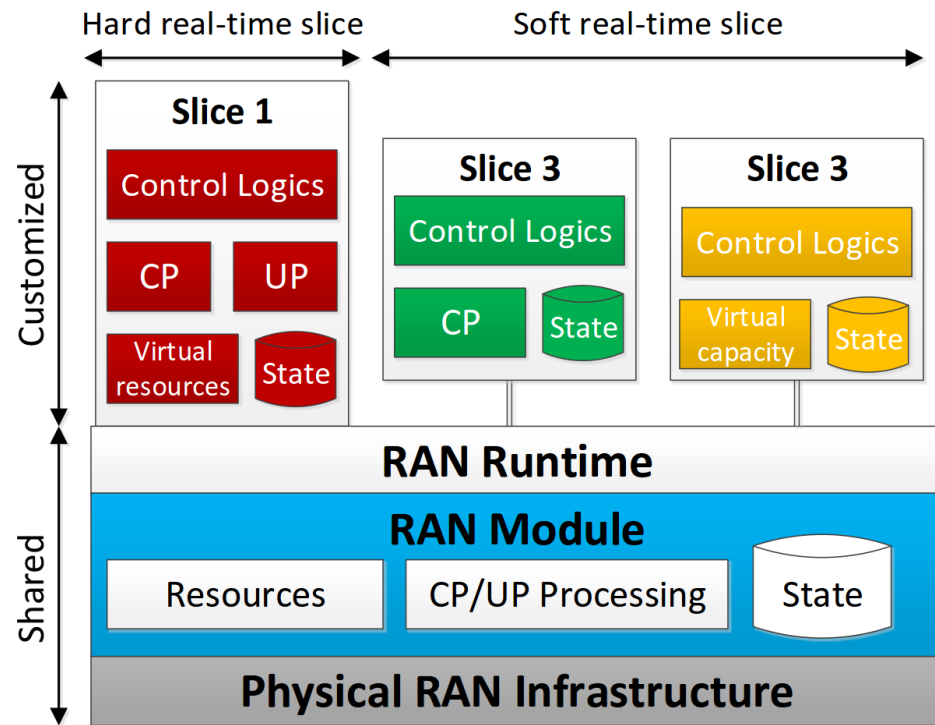
ORION

RAN Slicing Execution Env.

(1) run multiple virtualized RAN module instances with different level of isolation and sharing

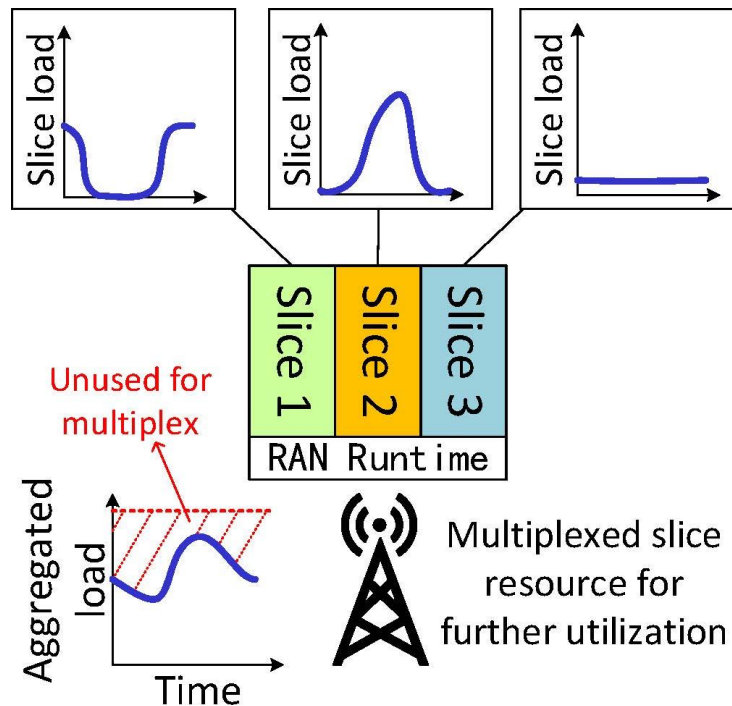

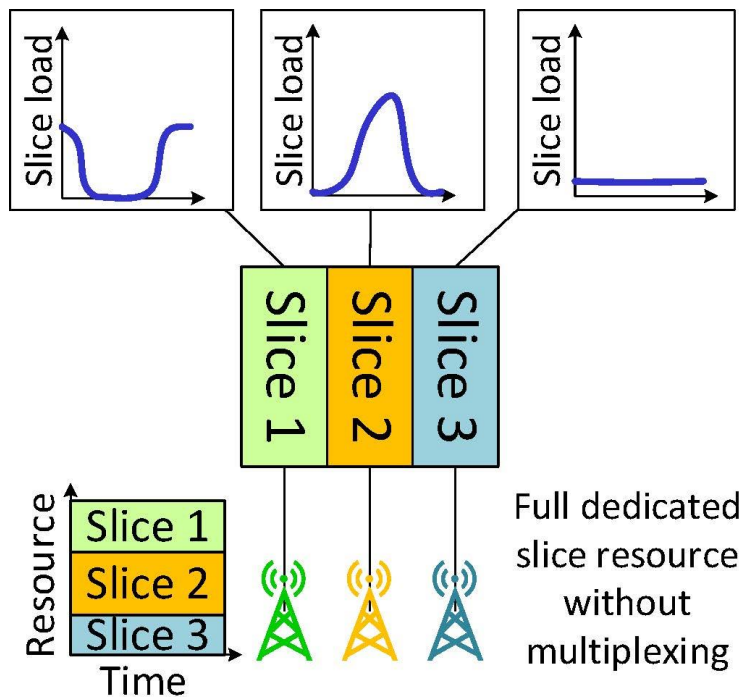
(2) Pipeline RAN functions to either via multiplexed or customized CP/UP functions

(3) Share radio resources in virtualized or physical form



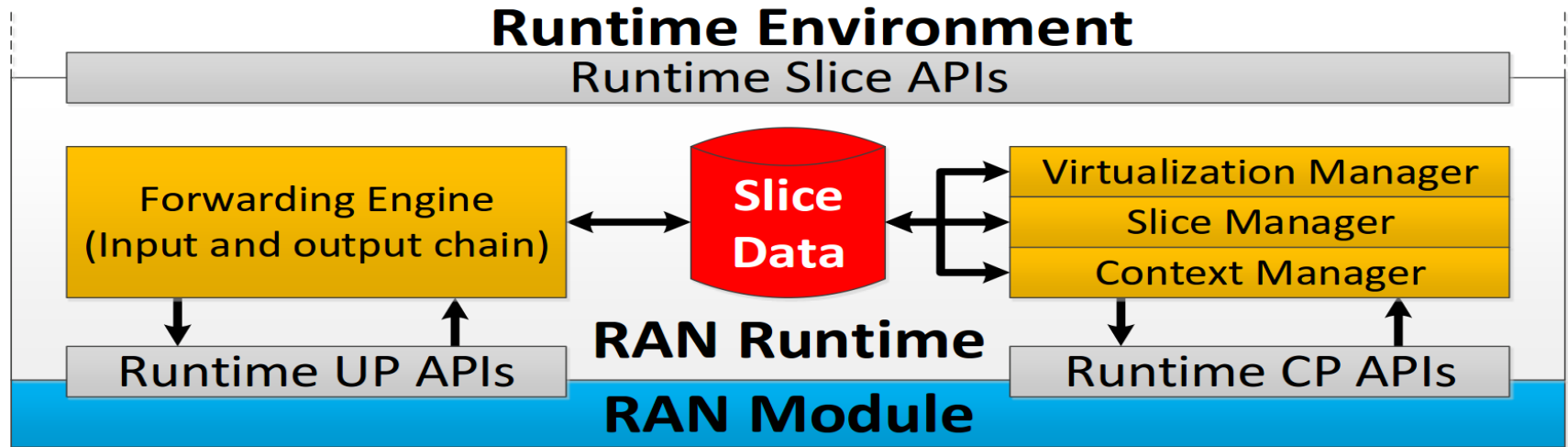
RAN Runtime

Multiplexing Gain



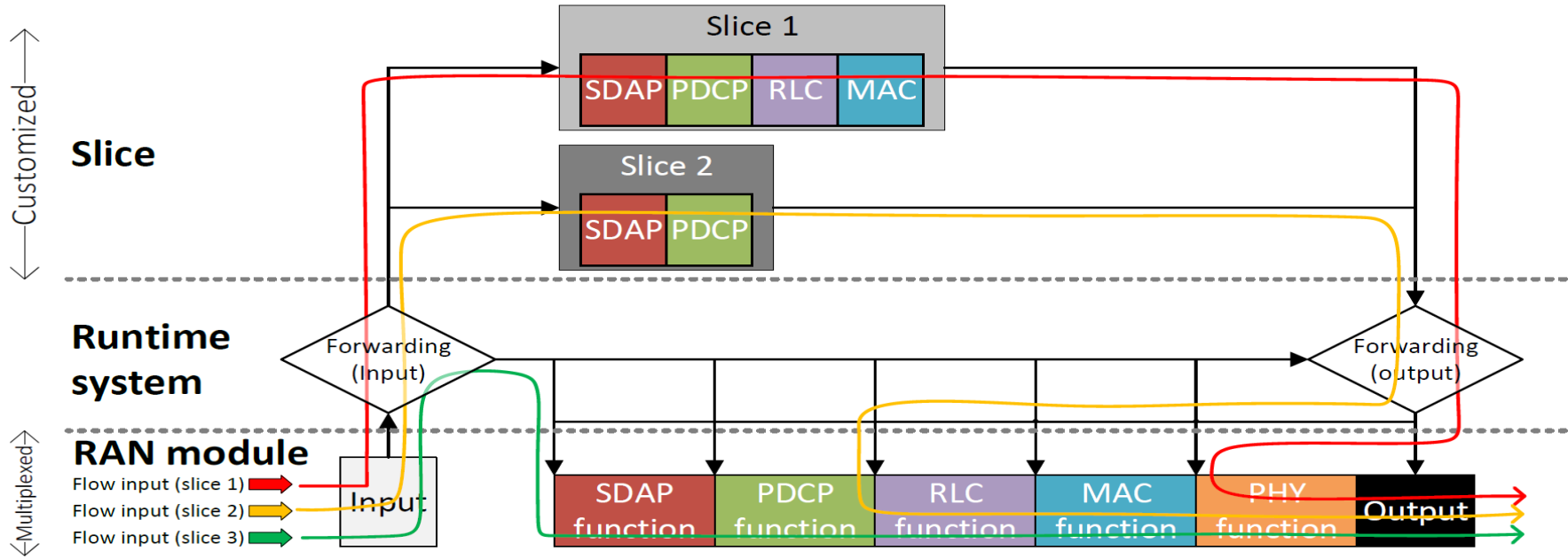
RAN Runtime

- (1) Slice data: Slice context and RAN module context
- (2) Context manager: Manage slice data and perform CRUD operation
- (3) Slice manager: slice life-cycle, program forwarding engine, conflict resolution
- (4) Virtualization manager: resource abstraction, partitioning, and accommodation
- (5) Forwarding engine: establish slice-specific UP path



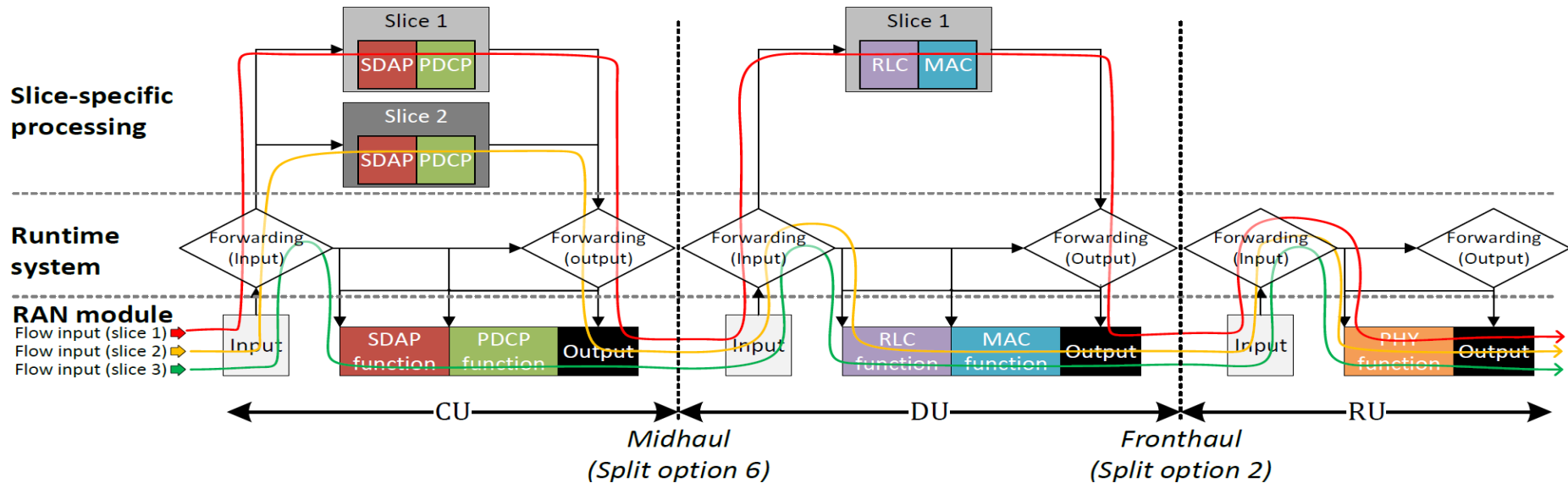
RAN Runtime

Function customization in Monolithic BS



RAN Runtime

Disaggregated BS



RAN runtime

Resource Abstraction

Requested resources	Abstraction types (Resource granularity)	DL resource allocation type	UL resource allocation type
Resource Block	vRBG Type 0 (Non-contiguous)	Type 0, Type 1, Type 2 distributed	Type 1
	vRBG Type 1 (Contiguous)	Type 0, Type 2 localized	Type 0
	vRBG Type 2 (Fixed position)	Type 2 localized	Type 0
Capacity	vTBS Type 0 (Min RBG granularity)	All Types	All Types

RAN Runtime

4 Steps to radio resources abstraction:

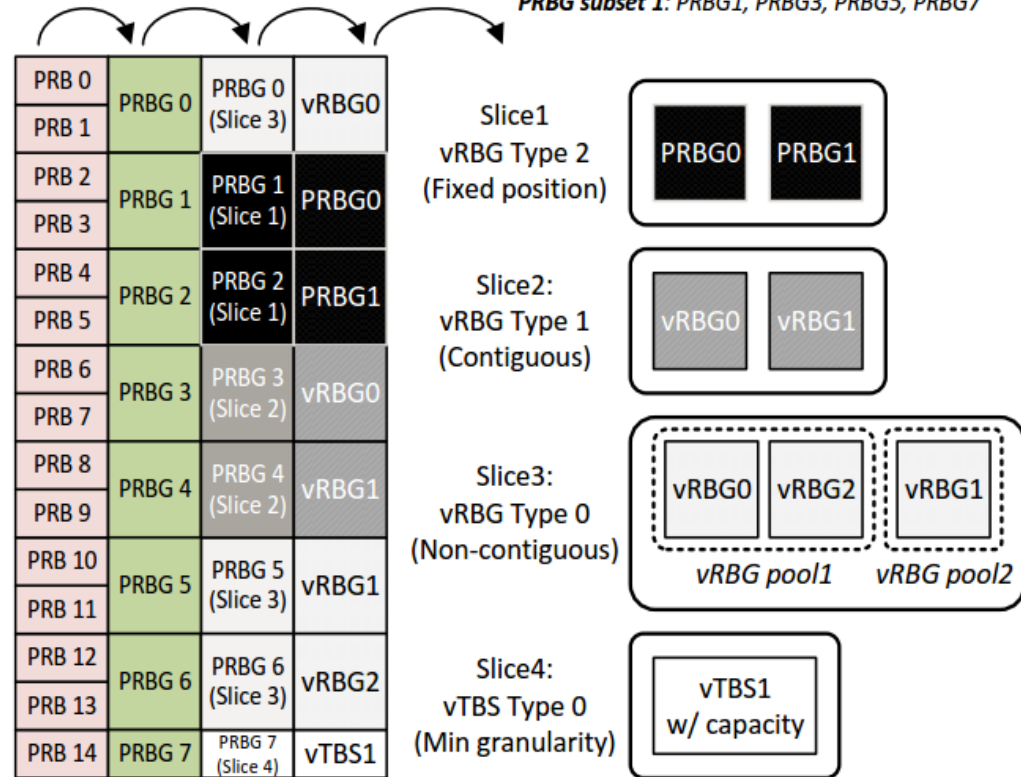
- (1) Aggregation
- (2) Partitioning
- (3) Virtualization
- (4) Polling
- (5) Slice resource allocation
- (6) Slice Scheduling & Accommodation
- (7) Multiplexing/preemption

a) PRB aggregation b) PRBG partition c) PRBG virtualization d) vRBG pooling

[NOTE]

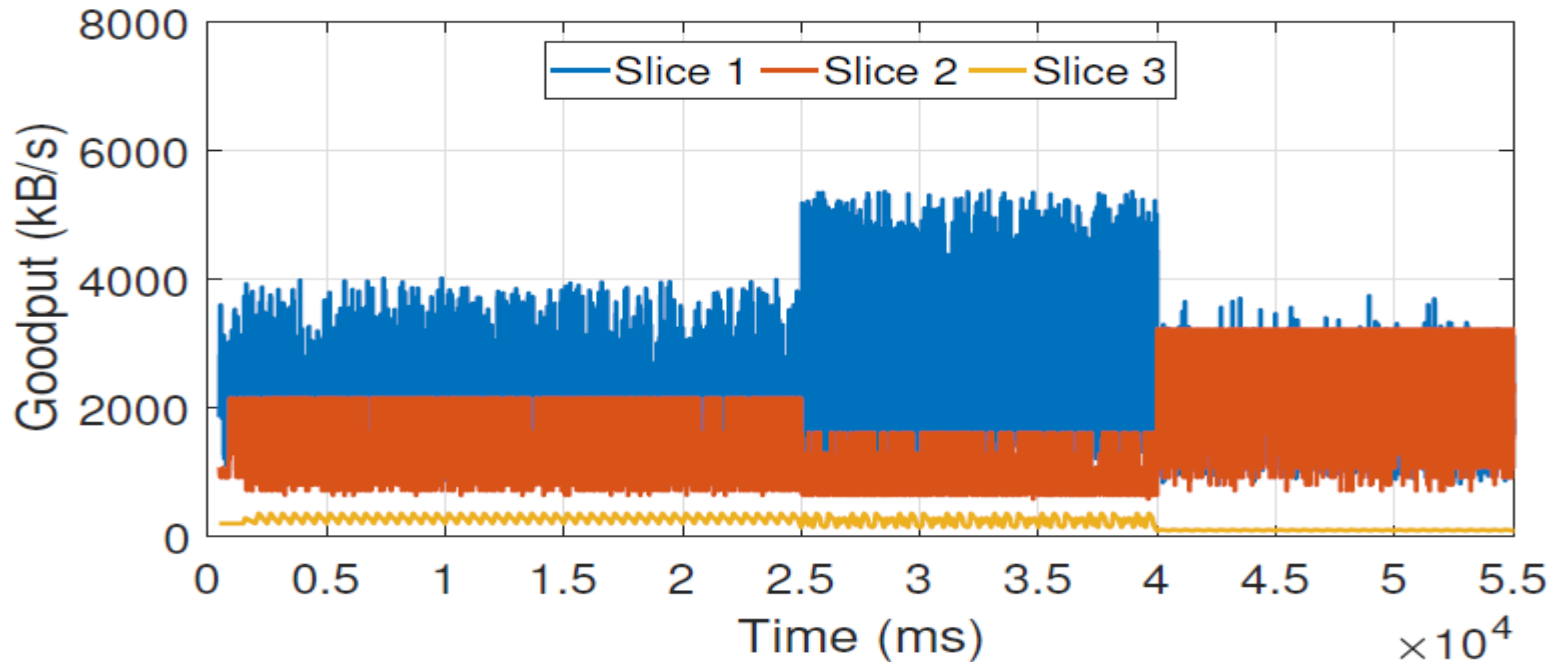
PRBG subset 0: PRBG0, PRBG2, PRBG4, PRBG6

PRBG subset 1: PRBG1, PRBG3, PRBG5, PRBG7



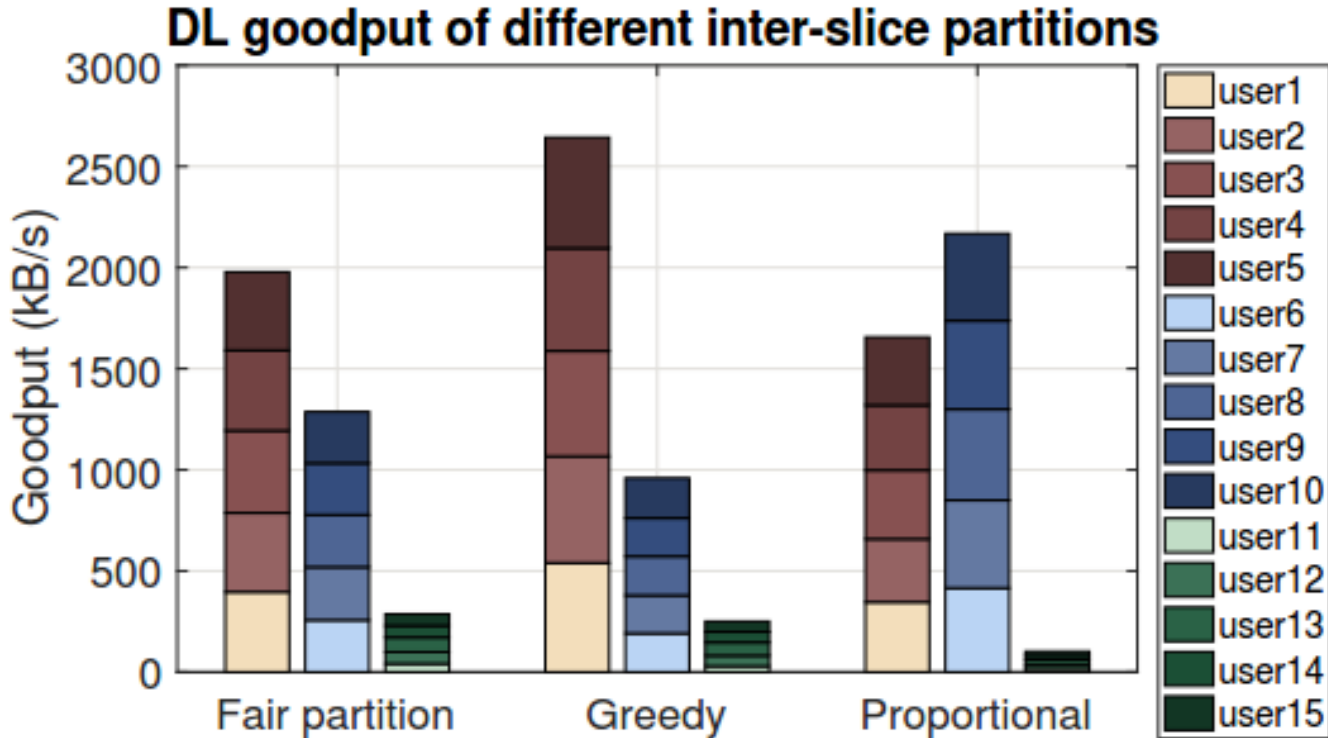
RAN Runtime

Inter-Slice Resource Partitioning and Polling



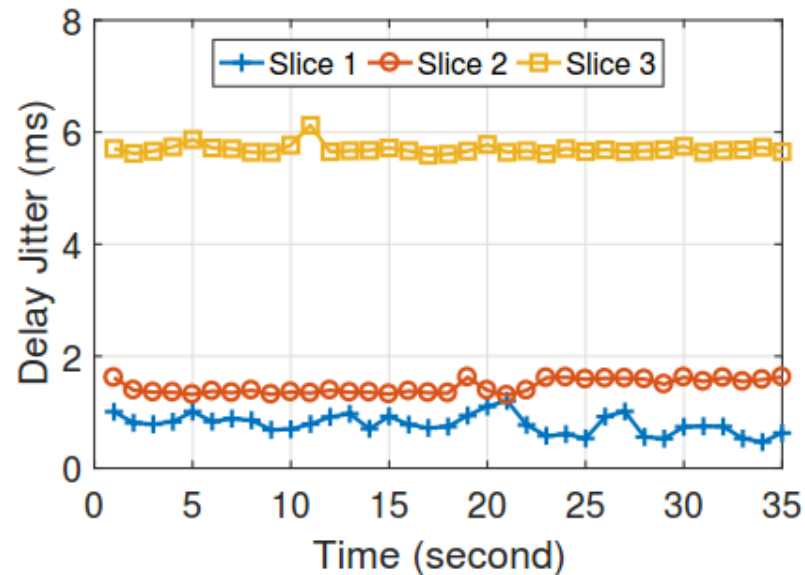
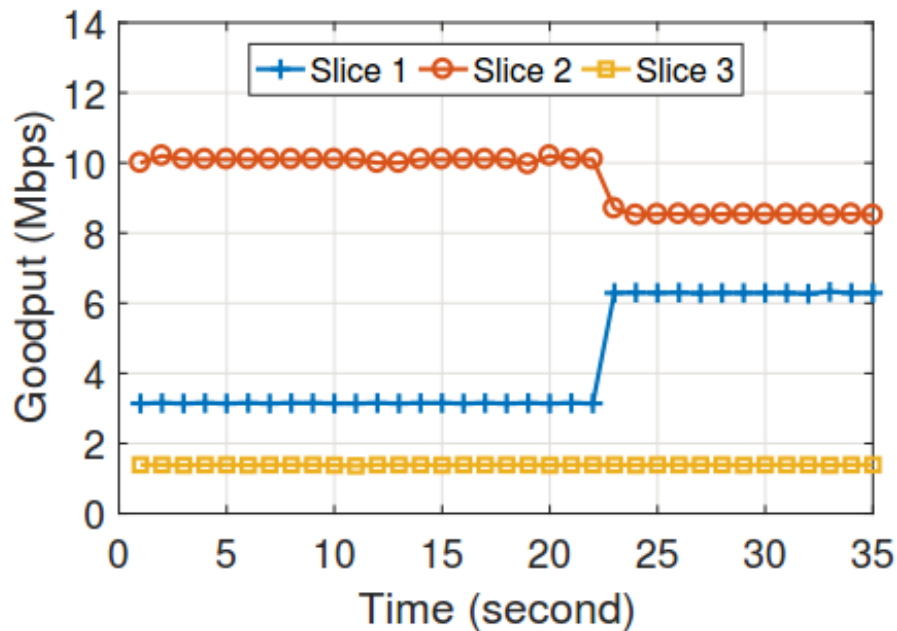
RAN Runtime

Decouple resource partitioning and accommodation from resource allocation



RAN Runtime

Slice QoS: Multiplexing/Preemption

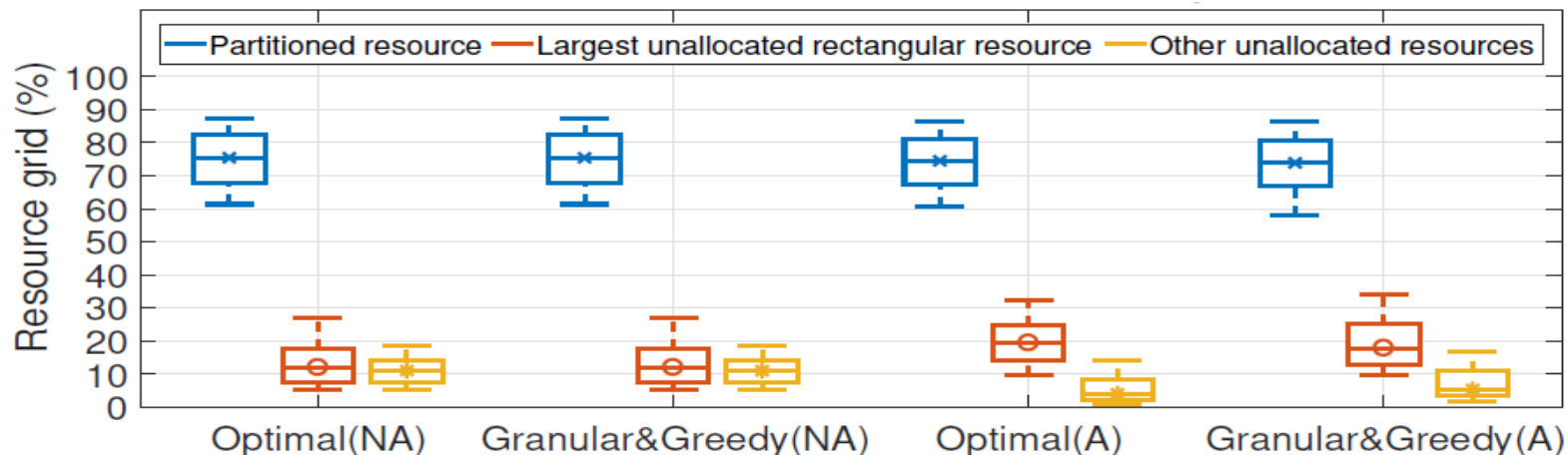
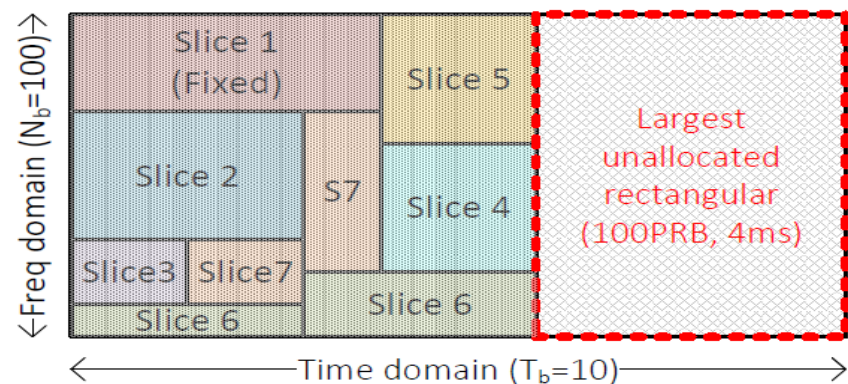
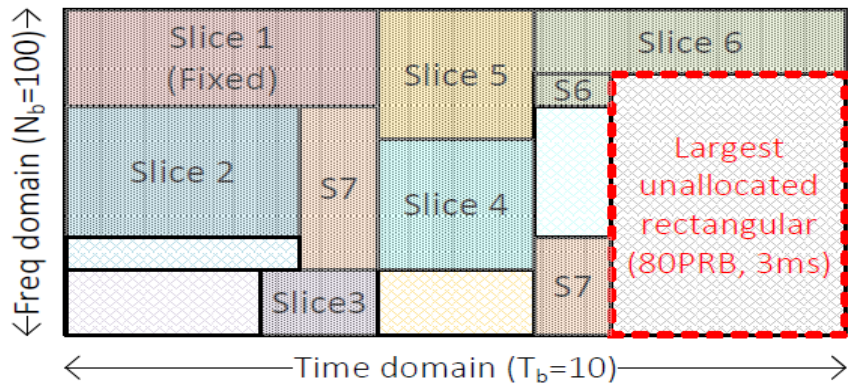


RAN Runtime

Slice programmability: Service differentiation via RRM policy enforcement

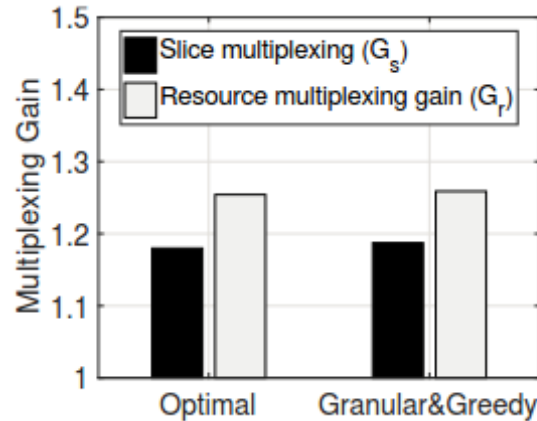
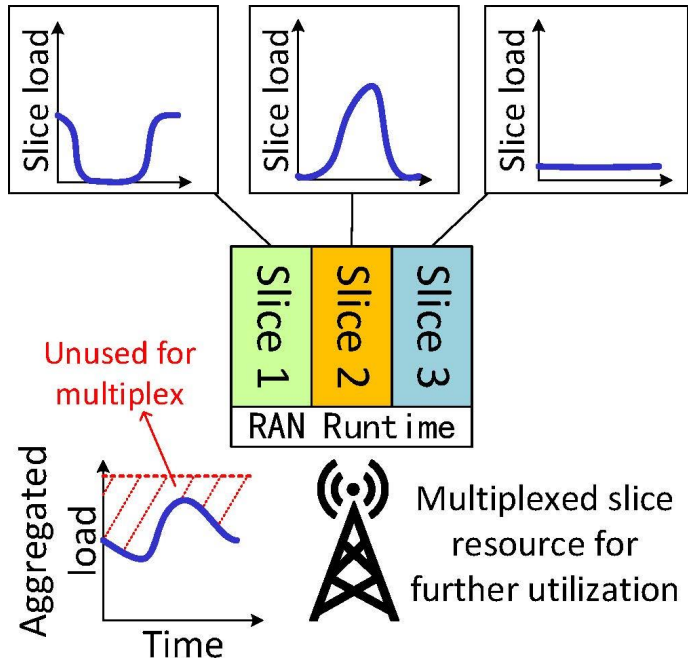


RAN Runtime

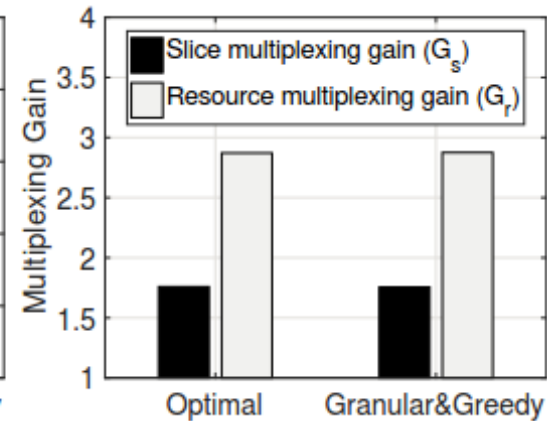


RAN Runtime

Multiplexing Gain



High traffic arrival rate



Low traffic arrival rate

RAN Runtime

Maximize the multiplexing gain

Isolate tenants resources

Customize tenant service

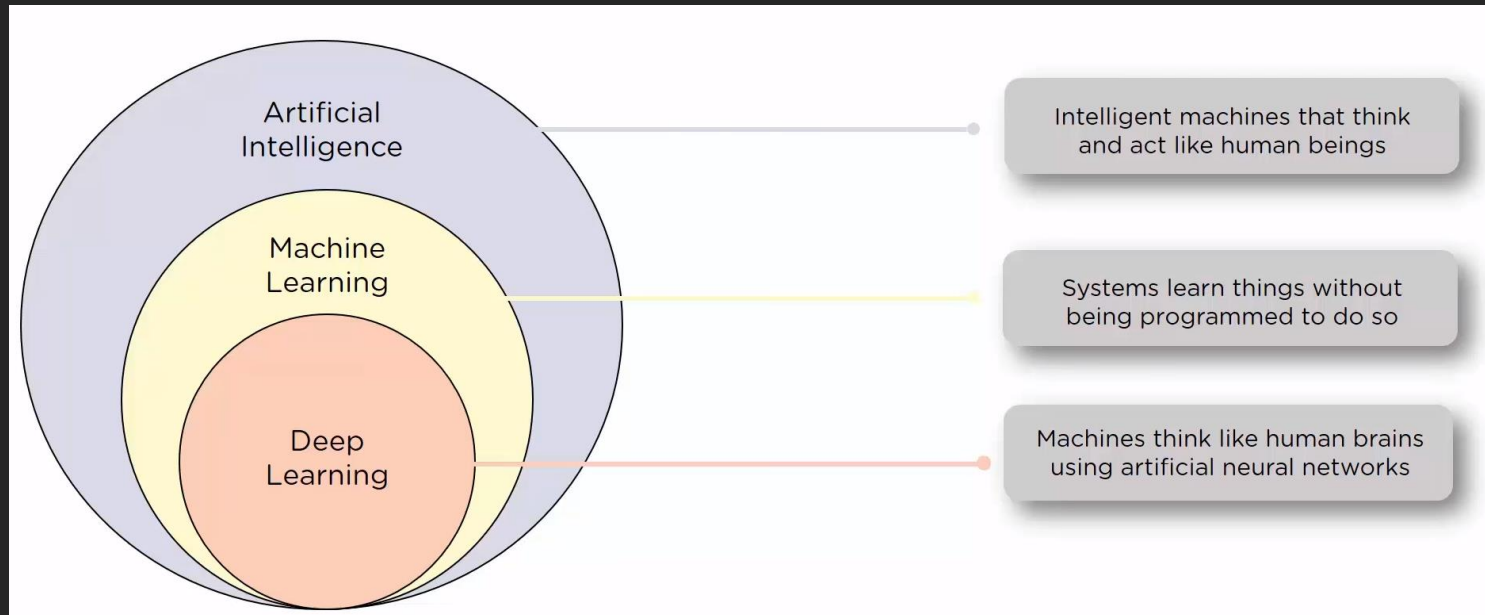
Benefit of Slicing

What is the typical number of slices?

What is the typical lifetime of a slice?

Two numbers in Slicing

Data-driven Network Control



RAN Slicing brings network flexibility and resource elasticity

- (1) Open up the interfaces with the help of SDN
- (2) Customized control Apps for monitoring, reconfigurability, and programmability

But, modern networks are too complex to be controlled and optimized by means of rule-based Alg.

Why do we need to evolve 5G?

Flexibility to generalize and comprehend:
Never seen Z before, but it is similar to X,
so do Y, but adjust as needed

Scale to automate control and management to
meet the required QoS/QoE

Dynamicity to constantly adapt and anticipate
for different workloads and use cases

Abstraction and multi-layering to combine
sources with different semantics

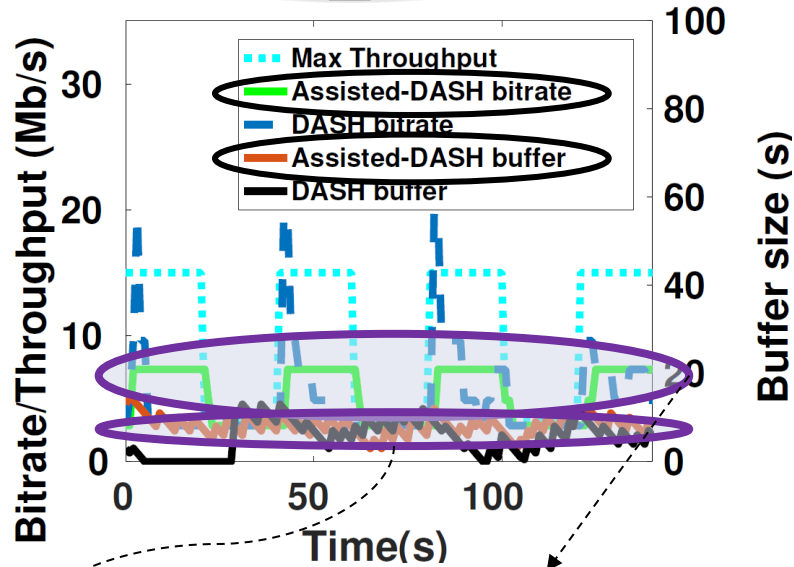
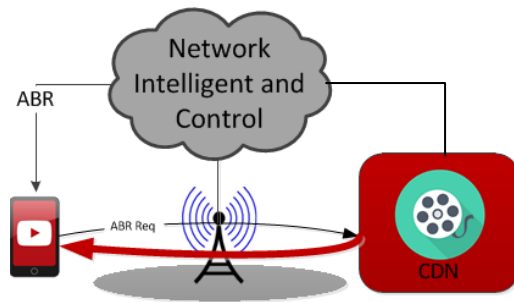
Why do we need to evolve 5G?

Pipelining by means of “Reasoning-Prediction-Control”

ML models to manage network and resources

- (a) Comply better with slice SLAs
- (b) Maximizes the revenue of physical network operators
- (c) Robust against runtime issues

Why Data-driven Network Control?



Smoother bitrate adjustment

No buffer freezes

Objective:

- maximize video quality
- minimize stall time
- Maintain service continuity

Policy:

- maintain SLA (e.g. minimum average throughput)

Data:

- Link quality
- sustainable TCP throughput

Control (beyond just ABR, joint UE and BS):

- Adapt the video bit rate through video optimizer
- 1 Add/provision a new BS through SMA+ORCH
- 2.2 increase the BW of the current BS (SMA)
- Interference coordination through RRM
- Update frequency and power through SMA

Use-Case: Video Streaming

Update the cell capacity to meet the workload demand

Offload users to less congested BS to balance the cell load while maintaining the QoS

Shutdown BS and handover users to the neighboring BS while maintaining the QoS

Other Use-case

❑ Prediction (per slice)

- Focus: **predict user behavior**, time-based
- Predict a time-based signal
- Eg: users/cell, user BW, end-point location
- To do: match to specific vertical UCs

❑ Dimension reduction (per NW / provider)

- Focus: **optimize monitoring resources**, class-based
- Select minimal metrics required to maintain SLA
- Eg: remove dependent metrics, aggregate metrics
- To do: define provider agnostic semantics

❑ Bayesian / correlation (per slice type)

- Focus: **fault management**, self-healing, event-based
- Correlate reported metrics to fault probability
- Eg: health score, proactive failover, root cause analysis
- To do: define specific faults

❑ Clustering (per slice type)

- Focus: **identify context**, event-based, unsupervised
- Find users with similar attributes (to each other)
- For eg: prioritization, impact analysis, push down to NW
- To do: define slice context semantics

❑ Classification (per slice type)

- Focus: **QoE classification**, event-based, supervised
- Given reported metrics output QoE class
- Eg: find all QoS “combinations” that result in similar QoE
- To do: match QoE to vertical UC perspective

❑ Anomaly detection (per NW)

- Focus: **self-protection, self-healing**, event-based
- Given a signal identify abnormal changes, unsupervised
- Eg: IDS, detect failed components
- To do: real-time

ML Applications

Need to predict the **user and network performances in time and space** with many **unknown and/or dynamic** variables

- (1) Realtime control and coordination
across cells
- (2) Network Intelligence

Data-driven Control

MONITOR

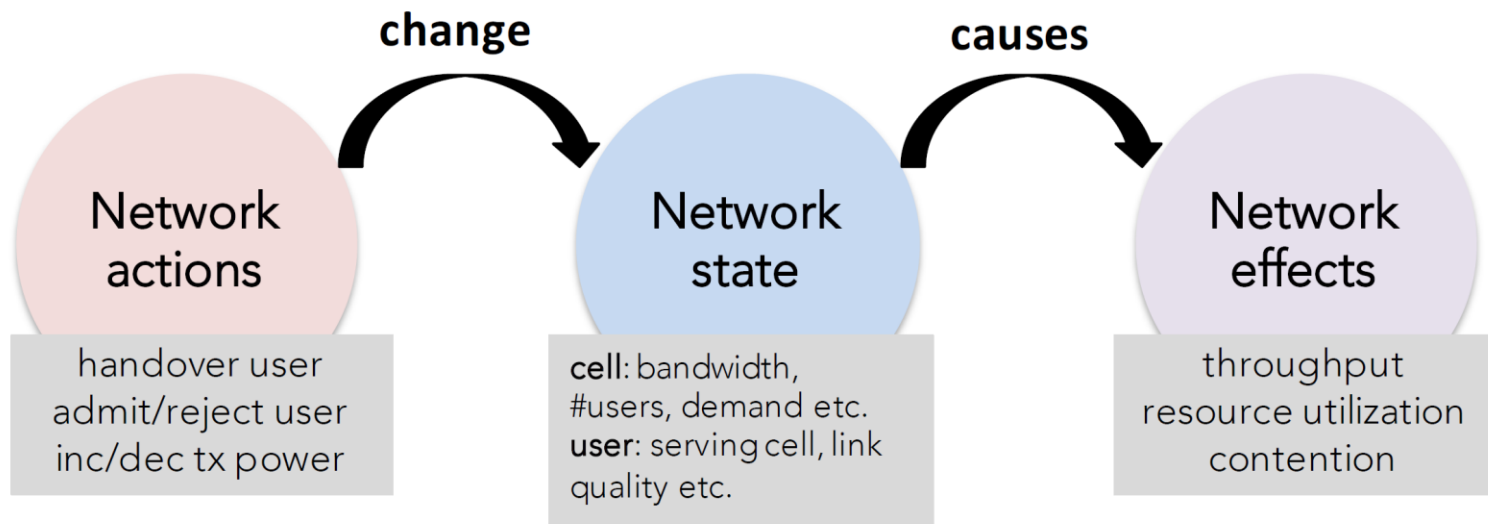
Right now, what is the
avg throughput of user/cell?
resource utilization of user/cell?
contention faced by user/cell?

FORECAST

In the next 1s, what will be the:
avg throughput of user/cell?
resource utilization of user/cell?
contention faced by user/cell?

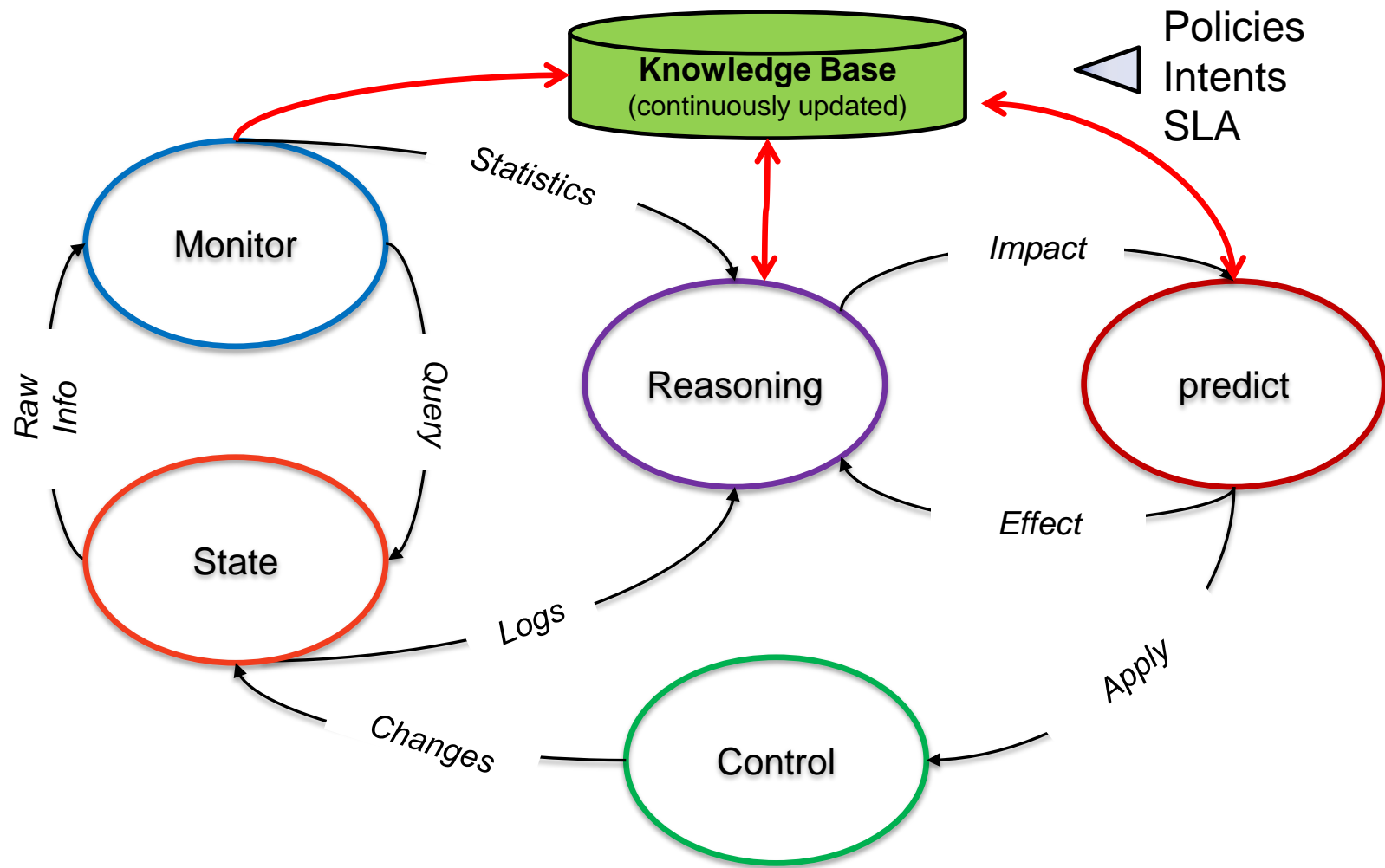
PREDICT IMPACT

In the next 1s, what if:
handover users?
admit/reject new users?
increase/decrease tx power?

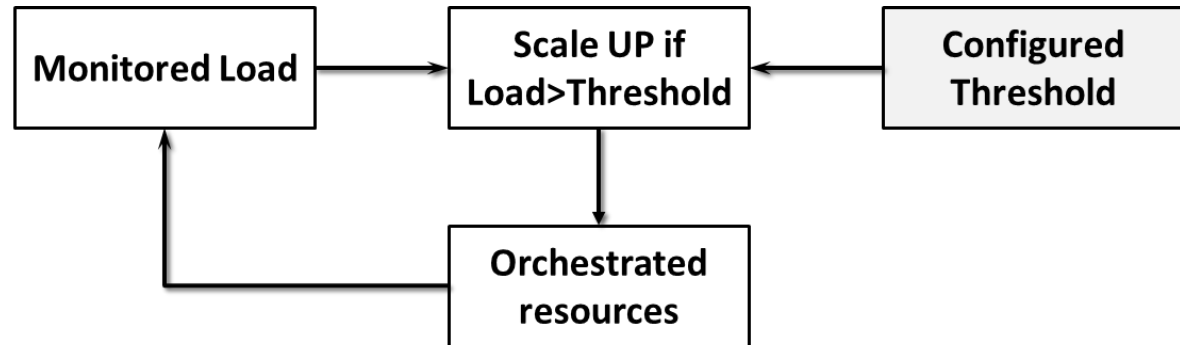


© S. Katti

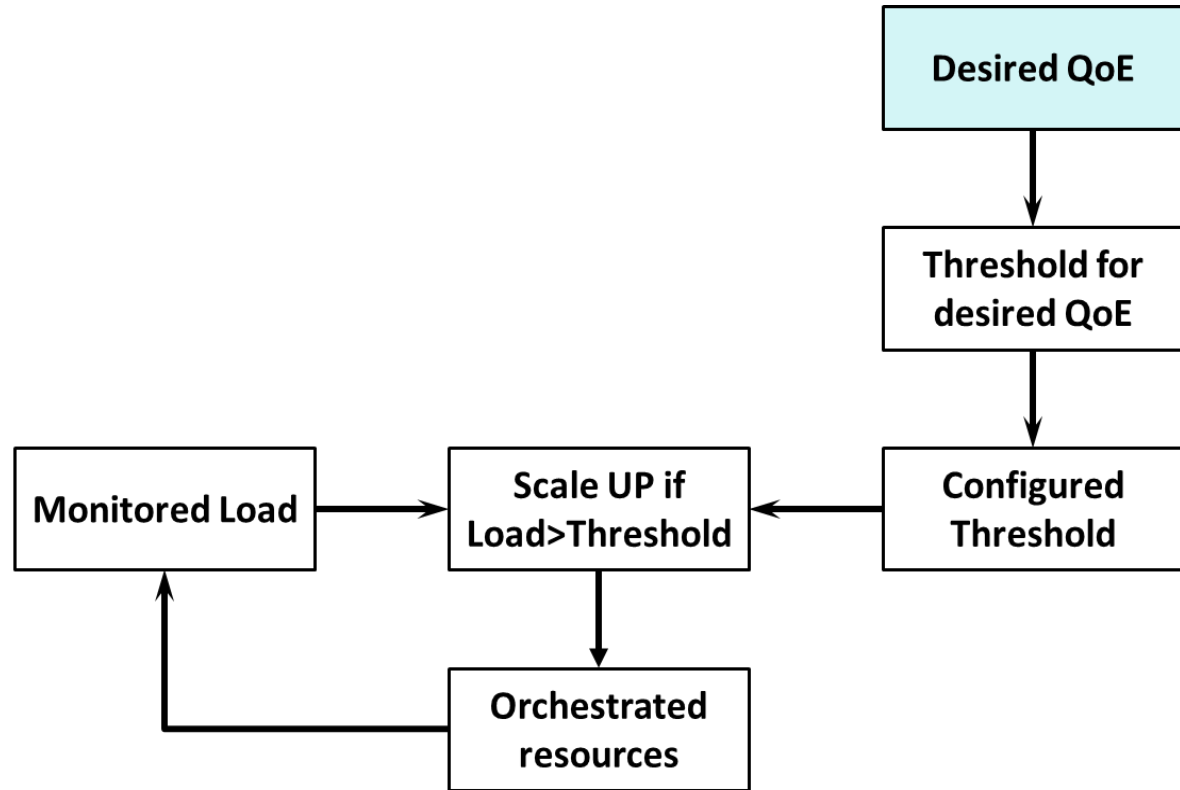
Data-driven Control



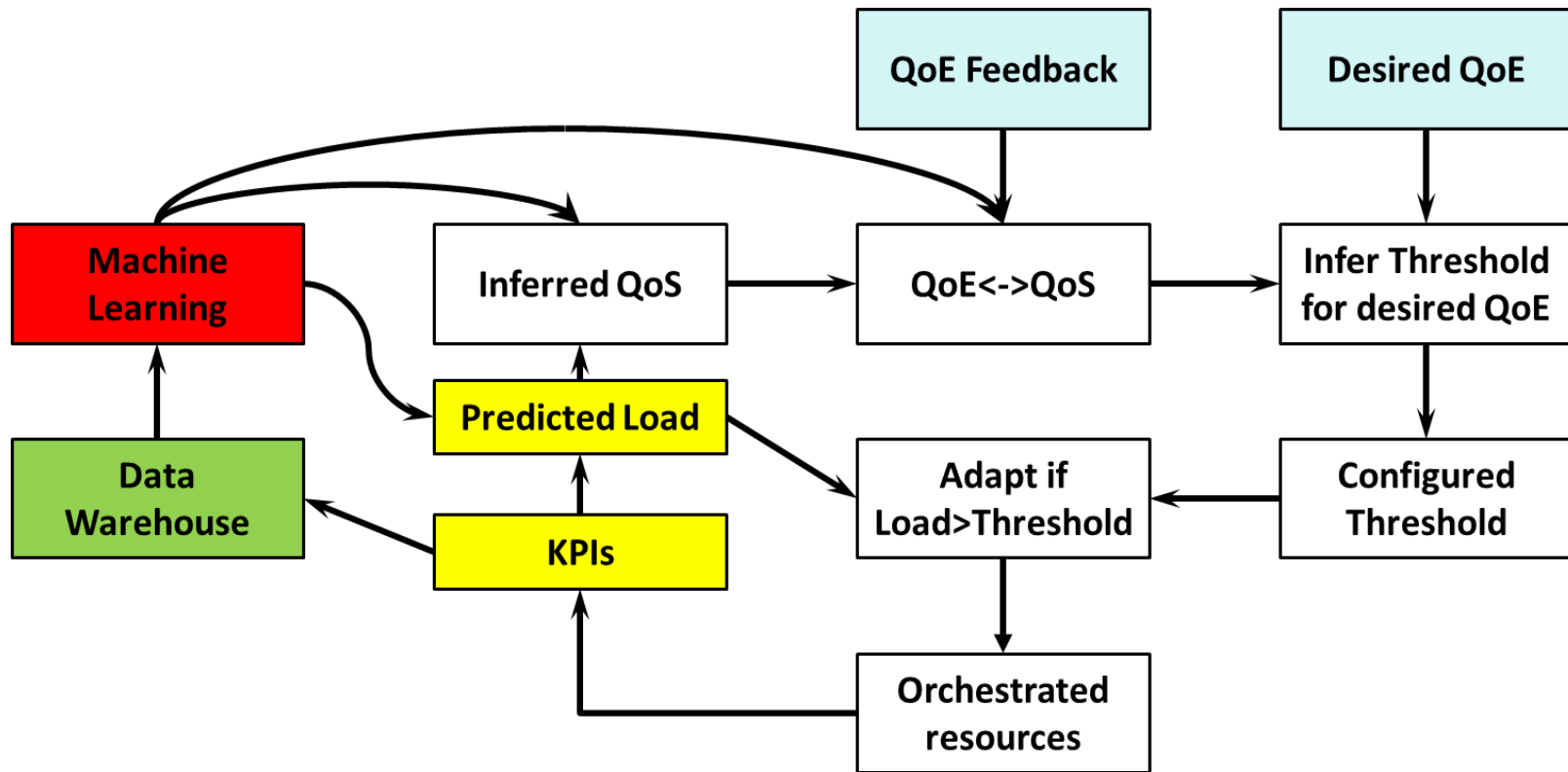
Proactive Control Scheme



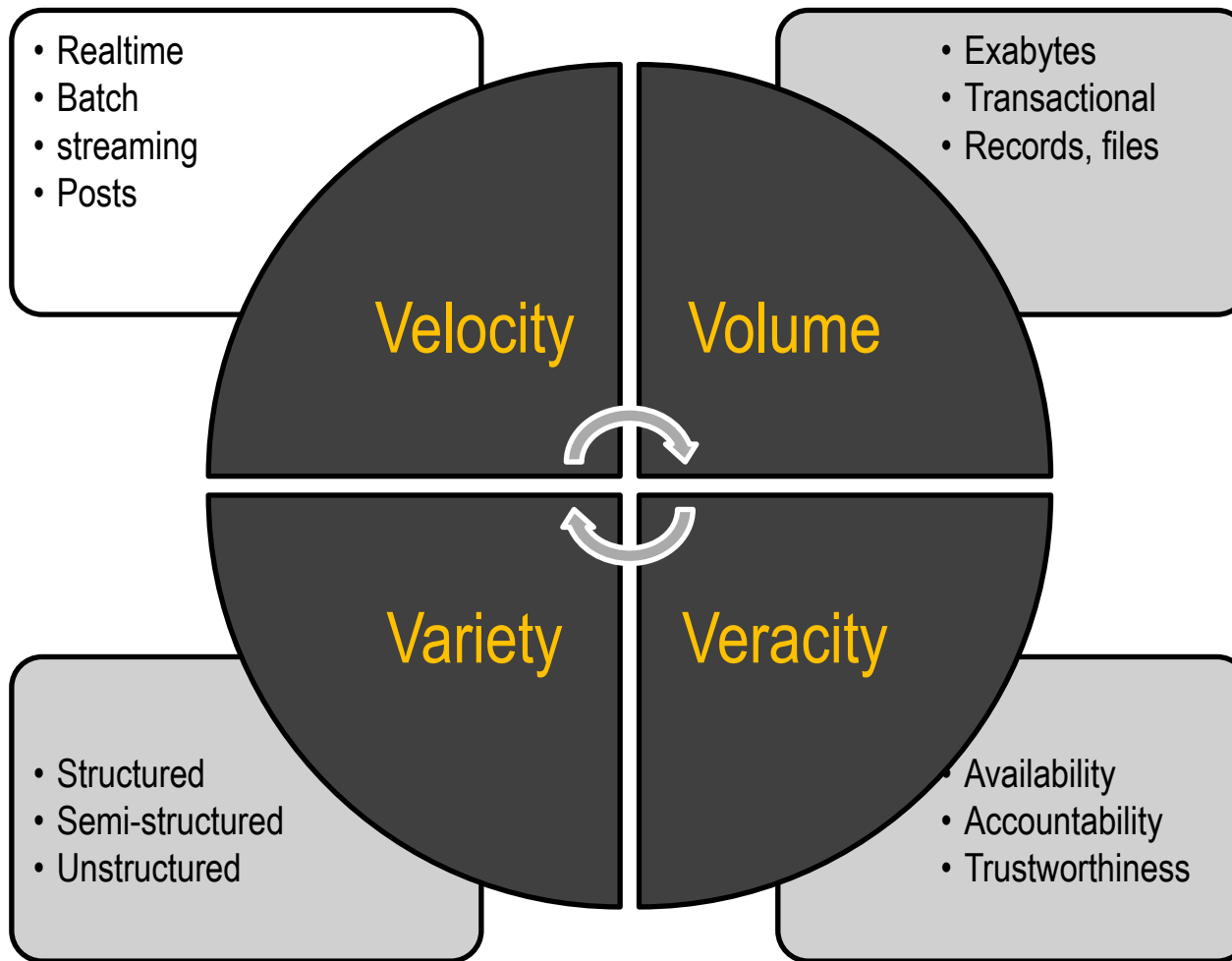
Example of QoE With PCS



Example of QoE With PCS



Example of QoE With PCS



Characterizing the Data

Indexing updates the typed document to make it searchable to suit the particular use case

Smart indexing prevents unnecessary resource usage and speed up the search procedure

Name	Health	Status	Primaries	Replicas	Docs count	Storage size
enb_config-2018-07-31	● yellow	open	5	1	8418	3.7mb
mac_stats-2018-07-28	● yellow	open	5	1	559236	30.2mb
enb_config-2018-07-23	● yellow	open	5	1	7643	2.2mb
mac_stats-2018-07-25	● yellow	open	5	1	1174152	118.1mb

Data Indexing

Meta-data to increase
the hit rate

Combine features to create
complex queries in time and space

ID
Timestamp
Domain (Network or admin)
Source (Region, entity)
Access Control List
Measurement type (config, stats, events)

```
"query": {  
  "bool" : {  
    "must" : {  
      "term" : { "user" : "kimchy" }  
    },  
    "filter": {  
      "term" : { "tag" : "tech" }  
    },  
    "must_not" : {  
      "range" : {  
        "age" : { "gte" : 10, "lte" : 20 }  
      }  
    },  
    "should" : [  
      { "term" : { "tag" : "wow" } },  
      { "term" : { "tag" : "elasticsearch" } }  
    ],  
  },  
}
```

Efficient Search

Inference: how the current and past network states (CQI) affect the service KPIs (throughput)?

→ Pattern and Anomaly detection

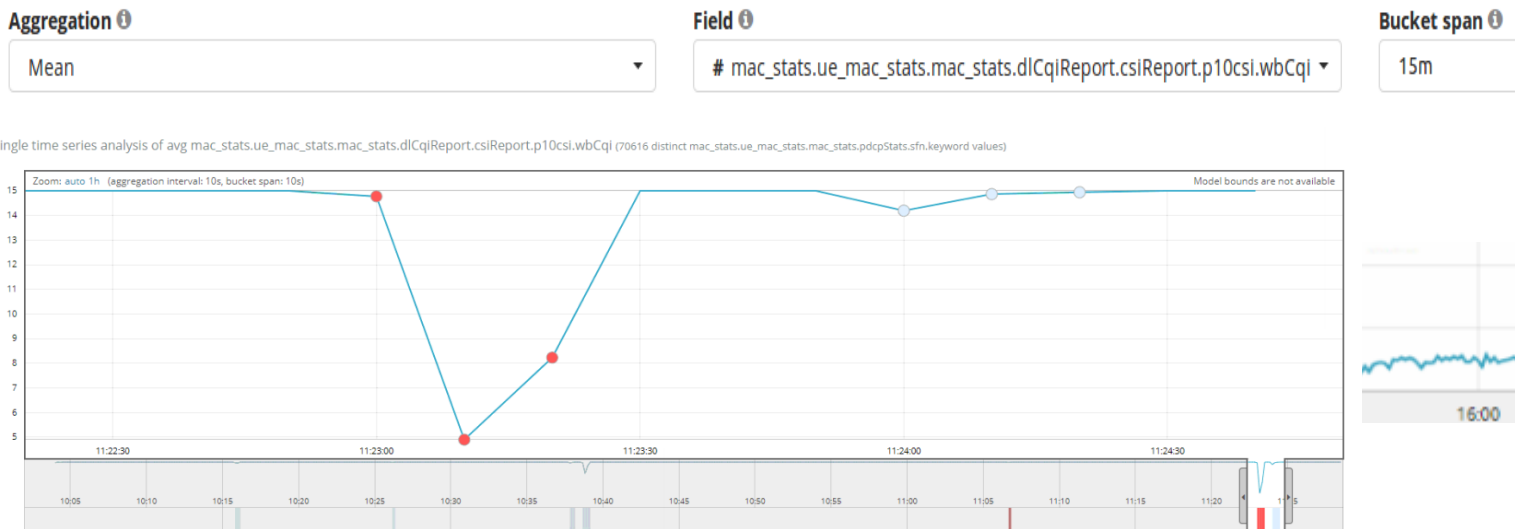


Proactive Control Scheme

Prediction: How the forecasted network states influence the future service KPI?

ML can find hidden patterns, detect anomalies, show forecast.

Note: large volume of relevant data is needed to have a good model.



Proactive Control Scheme

Control: Given operators policies, SLA, client and app state, and the predicted KPI, what actions shall be enforced?

Example: handover user, change RRM policy, increase/decrease Tx power and/or BW and Frequency.

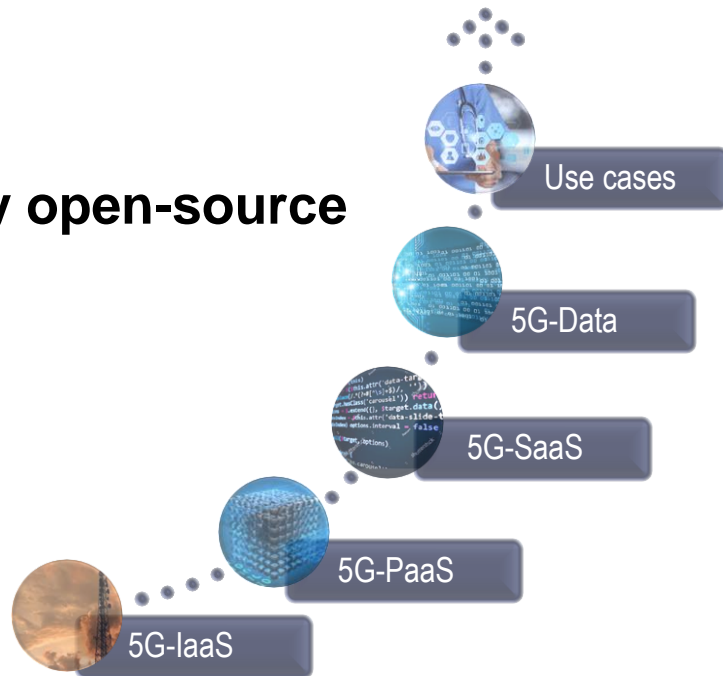
Proactive Control Scheme



OpenSource Platforms

Need for agile network service delivery platforms and use-cases for 4G-5G R&D

5G Innovations empowered by open-source



Opensource Platforms

Agile network service delivery platforms



LL-MEC

**A Low Latency SDN-based
MEC Platform**



FlexRAN

**A Flexible & Programmable
SD-RAN Platform**



JOX

**An event-driven juju-based
service orchestrator core**



Store

**Network function & application
distribution Repository**



Open5G Lab

**Access to 4G/5G network
facilities and perform experiments**

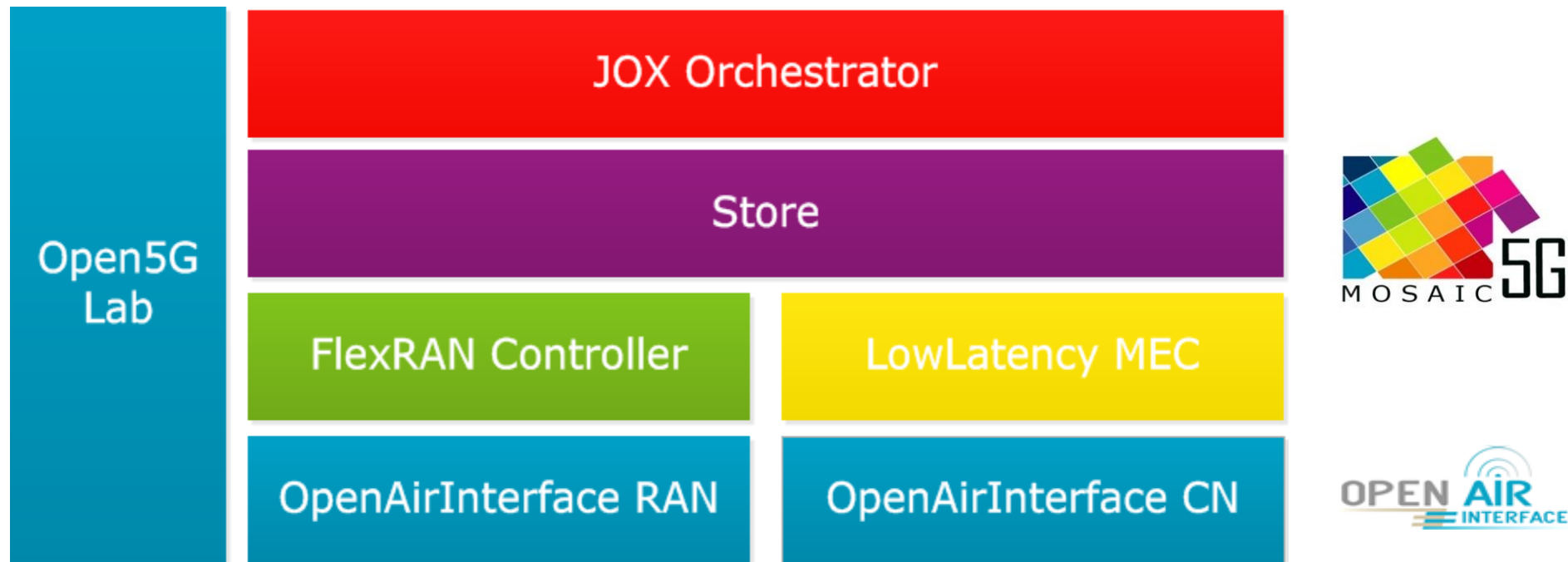


My Project?

**Create a project and
build your use-case**

Mosaic-5G.io Ecosystem

Agile network service delivery platforms



Mosaic-5G.io Ecosystem



MWC 2016, 2017



ITU, FG-13, 2016, 2017



ETSI 2016, 2017



EUCNS 2015, 2016, 2017



OPNFV 2016



Mobicom 2014, 2016, 2017

Success Stories

Conclusion

Fusion of Computing, Information and Cellular technologies

- (a) 5G and beyond is not only New Radio and verticals, it is also an **evolution in General-Purpose computing for wireless networks**
- (b) More and more software technologies (NFV,SDN,MEC) and Data (mining, analytics) jointly with radio signal processing

Conclusion

RAN slicing is an on-going research with several challenges Isolation, Sharing, Customization

Satisfy requirements from both slice owner and operator

Two main solutions: ORION and RAN runtime slicing systems

Conclusion

Data-driven network control is difficult

Reason-Predict-Control is a generic
framework

Prediction performance is limited by the
available computing resources

Conclusion

Why such a big complexity to support slicing?

How the net neutrality principles be retained ?

Questions (1/2)

Can we predict user QoS/QoE per application in realtime?

Can we learn network-user-application dependencies across various network domains?

Can we automatically learn the right control to apply?

Questions (2/2)

Who owns training data?

Who pays the cost of resources?

How and where is data stored?

How is data processed?

Who manages data? What are the potential implications to security and privacy?

Data Issues



Personal Info:

Email: navid.nikaein@eurecom.fr

Website: <http://www.eurecom.fr/~nikaeinn/>

Linkedin: <https://www.linkedin.com/in/navidnikaein>

Tel: +33.(0)4.93.00.82.11

Mosaic-5G.io :

Mail : contact@mosaic-5g.io

Website : <http://mosaic-5g.io>

Linkedin: <https://www.linkedin.com/in/mosaic-5g>

Twitter: [@mosaic5g](https://twitter.com/mosaic5g)

Contact Information