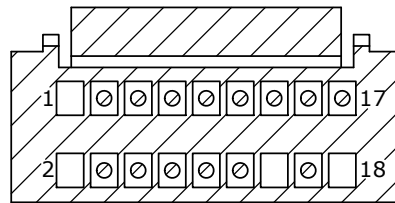
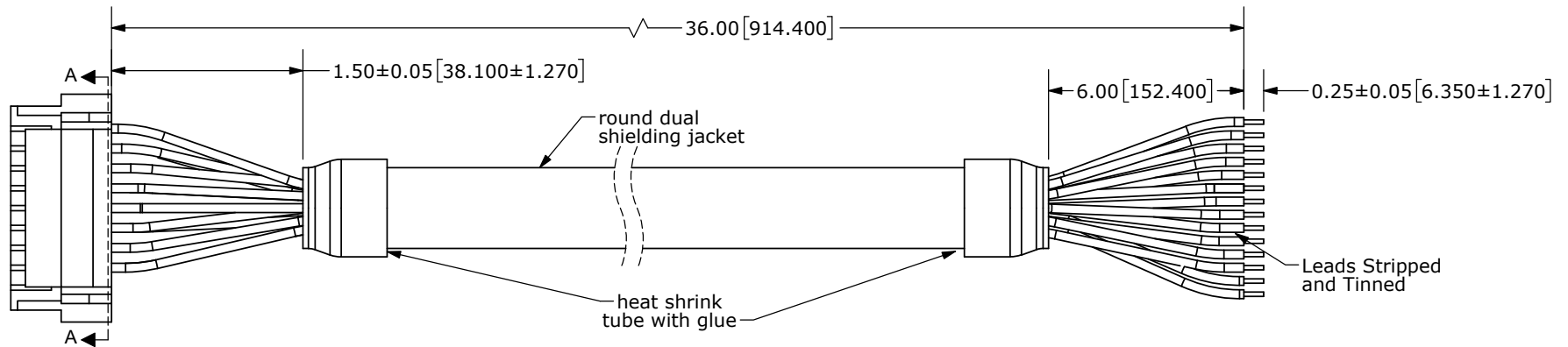
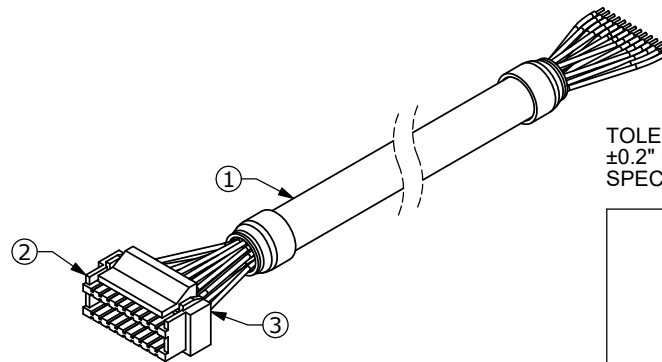


REV.	DESCRIPTION	DATE
A	NEW DRAWING	6/27/2019



SECTION A-A
SCALE 3 : 1
(Back of Connector Housing)

Connector Pinout			
#	Function	Color	
		Primary	Stripe
1	RX_ENC+	Not Populated	
2	TX_ENC+	Not Populated	
3	U+	Brown	Red
4	GND	Green	Red
5	W+	Orange	Red
6	+5V	Red	Green
7	V+	Blue	Red
8	A+	Brown	White
9	A-	White	Brown
10	B+	Green	White
11	B-	White	Green
12	Z+	Blue	White
13	Z-	White	Blue
14	MCLR	Not Populated	
15	W-	Red	Orange
16	V-	Red	Blue
17	U-	Red	Brown
18	Case_GND	Not Populated	



TOLERANCE:
±0.2" UNLESS OTHERWISE
SPECIFIED



20050 SW 112th Ave.
Tualatin, OR 97062
Phone: 503-612-2300
800-275-4899
Fax: 503-612-2383
Website: www.cui.com

ITEM NO:	977-7287R	REV:	A
PART NO:	AMT-18C-3-036	UNITS:	INCHES [MM]
DRAWN BY:	RDS	APPROVED BY:	
SCALE:			

	Part	QTY	Part#
1	Cable	1	Alpha/Manhattan M3999
2	Connector	1	JST ZPDR-18V-S
3	Crimp Pins	14	JST SZPD-002T-P0.3

PC FILE NAME:
AMT-18C-3-036

COPYRIGHT 2019 BY CUI INC.