

CPU Module Accessories

D2-BAT-1 \$6.50

Battery (Replacement)

Both P2-622 and P2-550 CPUs have a battery compartment located on the top of the CPU. A battery may be shipped with some CPU modules, but is not installed. The battery can be installed to retain the Time and Date along with any Tagname values that are set up as retentive. The battery is not needed for program backup.

Battery (Optional)	
D2-BAT-1	Coin type, 3.0 V Lithium battery, 560mA, battery number CR2354
<p>Note: Although not needed for program backup, a battery may be included with some CPUs. Install this battery if you want the CPU to retain the Time and Date along with any Tagname values that you have set up as retentive.</p>	

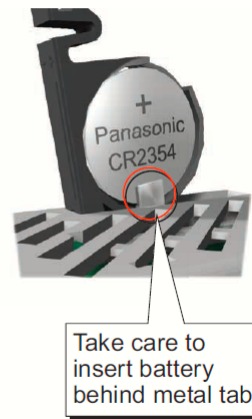
Step One:

Press spring lock and swing battery compartment away from CPU.



Step Two:

Insert battery and close compartment.



The battery installation steps apply to both P2-622 & P2-550 CPUs.

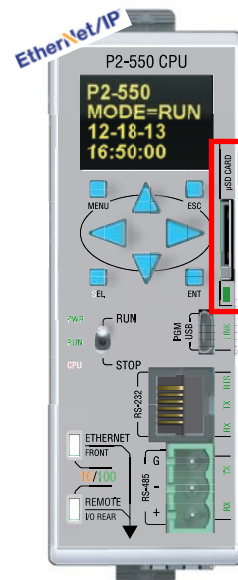
MICSD-16G \$39.00

microSD Card

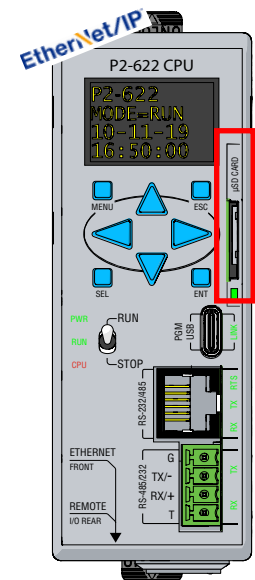
Both P2-622 and P2-550 CPUs support data logging or project transfers when employing up to a 32G microSD card. The card can be inserted in the microSD slot located on the right front face of each CPU. AutomationDirect offers the MICSD-16G card that can store up to 16 gigabytes of data.

Micro SD Specifications*	
Description	Standard microSD Card for data logging or project transfer. Supports wear leveling to maximize data endurance.
Maximum Card Capacity	32GB
Performance (SanDisk micro SDHC Class 4 memory card)	Speeds up to 20MB/s read and 5MB/s write.
Operating Temperature	-25 to 85°C (-13 to 185°F)
Speed Class	Class 4 (4 Mbps)

*Note: Card not included with unit.



P2-550 CPU



P2-622 CPU