

Development of digital twin based on a model with fractional-rational uncertainty

Nataliya Pankratova^a, Igor Golinko^a

^a Igor Sikorsky Kyiv Polytechnic Institute, 37, Prosp. Beresteyskiy, Kyiv, 03056, Ukraine

Abstract

A methodology for developing the digital twin mathematical model for a cyber-physical system in the air heating process form using an electric heater is proposed. At the passive identification expense, the technique gives possibility of synthesis and adaptation of the digital twin discrete mathematical model by the air heating measured data in the operating electric heater. The influence of analytical model uncertain parameters of the electric heater on the calculation's accuracy is considered. The quality criterion for assessing the mathematical model adequacy to a physical dynamic process is proposed. The algorithm of passive identification the mathematical model uncertain parameters is developed, in which the deviations of calculated model variables from measured values in the process of air heating are minimized. A numerical study of the considered method has been carried out. It is shown that the passive identification of the uncertain model parameters belongs to the one-extreme optimization problem. The considered simulation examples prove that the proposed methodology for the digital twin development using MatLAB software is an effective and convenient tool for the rational creation of a digital twin for cyber-physical systems.

Keywords 1

Cyber-physical system, digital twin, mathematical model, identification, uncertain parameters, optimization, electric heater

1. Introduction

Modern IT technology has advanced a great deal and is making it possible to increase the efficiency of industrial production to a great extent. Experts around the world predict the final arrival of the digital age in the near future. The prospect of digitalization looks attractive, progressive and efficient. The basic technological unit of digital production is the cyber-physical system (CPS) [1]. There are different interpretations of CPS concept because these systems are simultaneously located at the different spheres intersection of human activity. The main characteristic of these systems is the interaction between physical and computational processes. The interaction mechanisms are provided by a network structure known as the Industrial Internet of Things (IIoT).

Fig. 1 (a) shows a classic production control hierarchy. Here PLC are program logic controllers, SCADA is Supervisory Control and Data Acquisition (dispatching system and management), MES is Manufacturing Execution System (production management system), ERP is Enterprise Resource Planning (enterprise resource management system). However, this structure does not meet the modern production requirements. Today, production management requires Industry 4.0 competences, which are relatively new and largely IT-related. Thus, the classic hierarchical pyramid of production management is being transformed into a system with an IIoT (see Fig. 1, b).

Changing the concept of cyber production management dictates the need to develop new methods for the analysis and synthesis of such systems. The main characteristics of CPS are its heterogeneity, uncertainty of different nature, multidisciplinary nature, and provision of functioning guaranteed

The Sixth International Workshop on Computer Modeling and Intelligent Systems (CMIS-2023), May 3, 2023, Zaporizhzhia, Ukraine

EMAIL: natalidmp@gmail.com (N. Pankratova); conis@ukr.net (I. Golinko)

ORCID: 0000-0002-6372-5813 (N. Pankratova); 0000-0002-7640-4760 (I. Golinko)



© 2023 Copyright for this paper by its authors.
Use permitted under Creative Commons License Attribution 4.0 International (CC BY 4.0).
CEUR Workshop Proceedings (CEUR-WS.org) Proceedings

strategy throughout system life cycle [2]. CPS should be able to analyze multidimensional data, taking into account the latent factors of production. Based on this data, it can autonomously solve optimization problems and make the right decisions. A key unit in the CPS maintenance and management process is the digital twins.

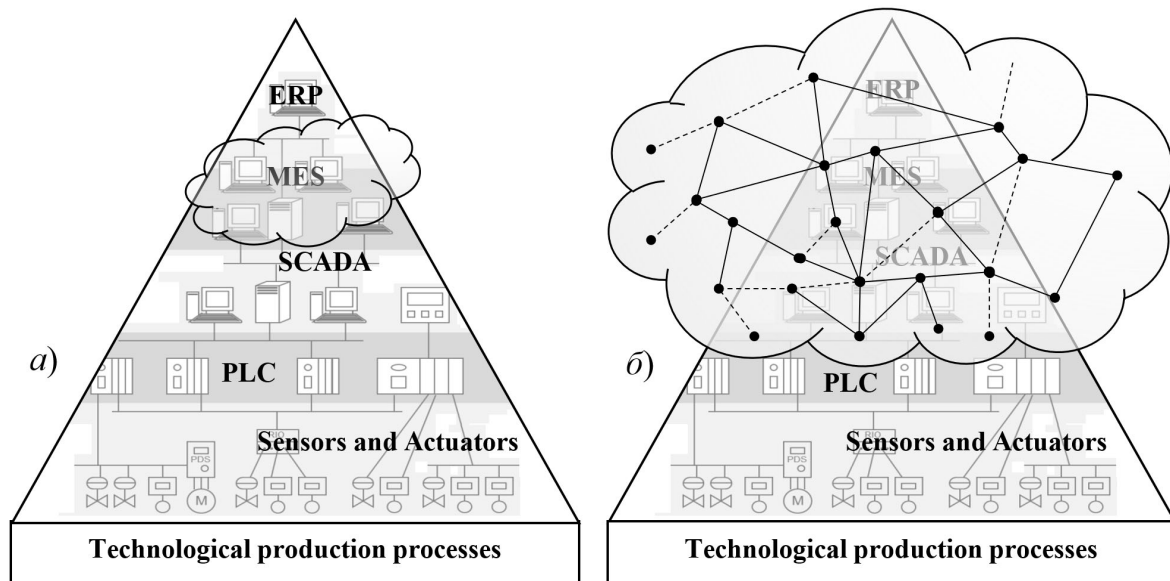


Figure 1: Technological production processes; a) classic production management hierarchy; b) managing production as a cyber-physical system

The digital twin concept as a basic prerequisite for managing a physical object throughout its life cycle (design, implementation, operation maintenance and disposal) has been proposed by Michael Grieves [3]. The digital twin concept is part of the fourth industrial revolution and is designed to help enterprises detect physical problems faster, predict their results more accurately, and produce better products. The use of a digital twin during the creation phase allows the entire life cycle of the intended object to be modelled and simulated. The digital twin use makes it possible to simulate the entire life cycle of the intended object [4]. Most often, digital twins are created to simulate objects directly related to industrial production or being an important element of technical systems [5]. The first practical definition of a digital twin was given by NASA in an attempt to improve the modelling of physical spacecraft models in 2010 [6].

According to the Industrial Internet Consortium (IIC) [7], a digital twin is a formal digital representation of some asset, process or system that captures attributes and behaviors of that entity suitable for communication, storage, interpretation or processing within a certain context. Researchers point out that digital twin's design is based on the use of simulation methods that provide the most realistic representation of a physical object in the virtual world [8]. Mathematical representation of digital twins can be obtained applying methods: statistical modeling, using machine learning or analytical modeling, which uses a mathematical description the physical processes laws.

Statistical analysis methods can be divided into three groups: regression analysis models, classification models and anomaly detection models [9]. The machine learning method choice depends on the size, quality and data nature, as well as the problems type to be solved. In [10], the authors point out that the analytical model's determinism in engineering is a valuable property that should be exploited in CPS. In [11], CPS development using deterministic models, which have proven to be extremely useful, is discussed. Deterministic mathematical models of CPS are based on differential equations and include synchronous numerical logic and single threaded imperative programs. However, CPS combine these models in such a way that determinism is not preserved.

The development of digital twins is taking place within the concept of IIoT, which encourages developers in the standardization direction. One of the fundamental works on digital twins' standardization is the Industrial Internet Reference Architecture (IIRA) reference model proposed by IIC. The document describes guidelines for the development of systems, solutions and applications

using the Internet of Things in industry and infrastructure solutions. This architecture is abstract, and provides general and consistent definitions for different stakeholders, system decomposition, design patterns, and terms glossary.

The IIRA model for the IIoT identifies at least four stakeholder perspectives: business, use, function, implementation. Each perspective focuses on the functional components of the IIoT, their structure and relationships, the interfaces and interactions between them, and the relationship and interaction of the system with external elements of the environment to support the use and CPS operation. These features are of particular interest to CPS architects, developers and integrators. Based on the IIRA model, digital twin information includes (but is not limited to) a combination of the following categories [7]: physical model and data; analytical model and data; temporal variable archives; transactional data; master data; visual models and calculations. Based on the IIRA model, digital twins are mainly created for commercial use using simulation and optimization techniques, databases, etc. to implement rational real-time production management and support strategic and operational decision making. The concept of a digital twin has a multifaceted architecture and correspondingly complex mathematical support for its implementation. The development of a digital twin mathematical model, which after machine learning or identification gives the ability to follow and predict the physical process behavior, is the subject of many scientific discussions. In this paper the approach to develop a mathematical model of a digital twin, taking into account its fractional-rational uncertainty is proposed.

2. Research problem statement

The aim of the publication is to develop digital twin mathematical model of CPS for manufacturing plants, taking into account the parametric uncertainties of the physical process mathematical description. The application of the mathematical model synthesis methodology for the electric heater digital twin is given.

3. Electric heater model uncertainty analysis

Let's consider a mathematical model of the air heating process on an electric heater

$$\begin{cases} T_E \frac{d \Delta \theta_E}{dt} + \Delta \theta_E = k_0 \Delta N_E + k_1 \Delta \theta_A, \\ T_A \frac{d \Delta \theta_A}{dt} + \Delta \theta_A = k_2 \Delta \theta_E + k_3 \Delta \theta_{A0} + k_4 \Delta G_A, \\ T_d \frac{d \Delta d_A}{dt} + \Delta d_A = k_5 \Delta d_{A0} + k_6 \Delta G_A; \end{cases} \quad (1)$$

here $T_E = \frac{c_E M_E}{K_E}$, $K_E = \alpha_0 F_0$, $k_0 = \frac{1}{K_E}$, $k_1 = 1$; $T_A = \frac{c_A M_A}{K_A}$, $K_A = c_A G_A + \alpha_0 F_0$, $k_2 = \frac{\alpha_0 F_0}{K_A}$,
 $k_3 = 1 - k_2$, $k_4 = \frac{c_A (\theta_{A0} - \theta_A)}{K_A}$; $T_d = \frac{\omega V_A}{G_A}$, $k_5 = 1$, $k_6 = \frac{d_{A0} - d_A}{G_A}$.

Mathematical model (1) and its thermophysical parameters are considered in detail in work [12]. On the analysis basis of mathematical model parameters numerical values, it can be stated that thermophysical values of material flows and structural materials of electric heater are determined with high accuracy from reference books on thermophysical properties of substances and materials [13].

However, the heat transfer coefficient α_0 depends on many factors. Its numerical value can vary several times depending on: the heating element temperature θ_E ; temperature θ_A , humidity d_A and air expense G_A ; heat exchange surface design features and other factors. This parameter is the subject of thermal engineering research. Numerous papers have been published on methods for calculating the heat transfer coefficient, which are based on experimental studies and similarity theory [13]. The parameters T_E , T_A , k_0 , $k_2 \dots k_4$ of model (1) depend on the heat transfer coefficient α_0 .

The linear properties of the mathematical model must also be taken into account. The linearization of model (1) was carried out in the basic static mode region of the heater. Therefore, the variable parameters include coefficients characterizing the basic static mode, namely: air flow rate G_A ; air temperature θ_{A0} and humidity d_{A0} at the input to the electric heater; air temperature θ_A and humidity d_A at the output to the electric heater. The basic static mode variables affect parameters T_A , T_d , $k_2 \dots k_4$, k_6 of model (1). In Fig. 2 the classification of mathematical model parameters (1) is proposed. Formally for model (1) there are six changing physical quantities α_0 , G_A , θ_{A0} , θ_A , d_{A0} , d_A on which all coefficients of mathematical model (1) depend.

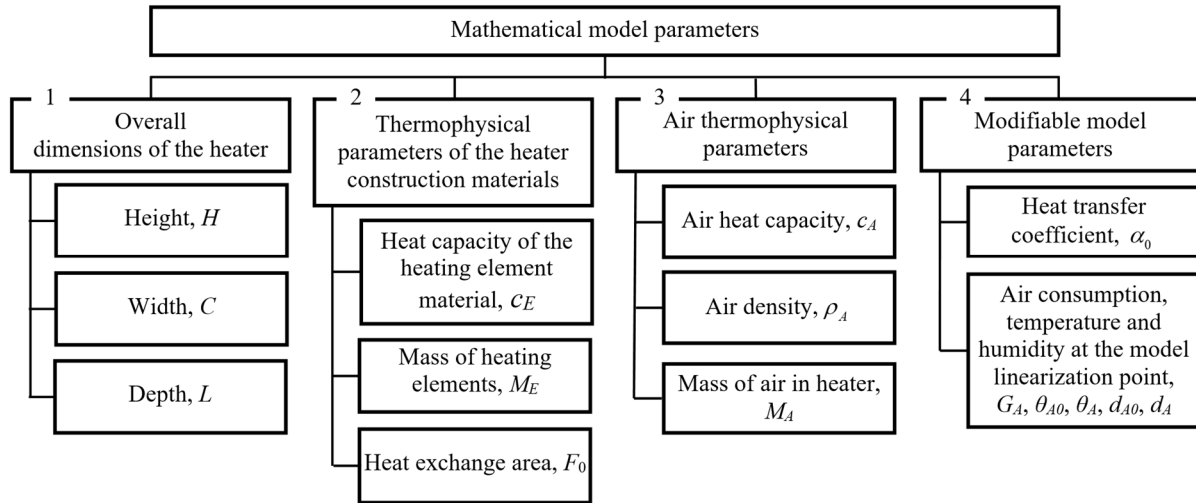


Figure 2: Classification of the electric heater model parameters

It is convenient to use Laplace transforms to find a solution to (1). Consider an implementation of model (1) in the form of transfer functions:

$$\begin{cases} \Delta\theta_A = \frac{1}{a_2 p^2 + a_1 p + 1} [(b_1 p + b_0) \Delta\theta_{A0} + (b_3 p + b_2) \Delta G_A + b_4 \Delta N_E], \\ \Delta d_A = \frac{1}{T_d p + 1} [k_5 \Delta d_{A0} + k_6 \Delta G_A]; \end{cases} \quad (2)$$

here $a_2 = \frac{T_E T_A}{1 - k_1 k_2}$, $a_1 = \frac{T_E + T_A}{1 - k_1 k_2}$; $b_0 = \frac{k_3}{1 - k_1 k_2}$, $b_1 = \frac{k_3 T_E}{1 - k_1 k_2}$, $b_2 = \frac{k_4}{1 - k_1 k_2}$, $b_3 = \frac{k_4 T_E}{1 - k_1 k_2}$,

$b_4 = \frac{k_0 k_2}{1 - k_1 k_2}$; p is the Laplace operator.

The mathematical model (2) can be represented by multidimensional model in the Laplace domain:

$$\mathbf{Y}(p) = \mathbf{W}(p)\mathbf{X}(p); \quad (3)$$

here $\mathbf{Y} = \begin{bmatrix} \Delta\theta_A \\ \Delta d_A \end{bmatrix}$, $\mathbf{W} = \begin{bmatrix} W_{11} & 0 & W_{13} & W_{14} \\ 0 & W_{22} & W_{23} & 0 \end{bmatrix}$, $\mathbf{X} = [\Delta\theta_{A0} \Delta d_{A0} \Delta G_A \Delta N_E]^T$;

$$W_{11} = \frac{b_1 p + b_0}{a_2 p^2 + a_1 p + 1}, W_{13} = \frac{b_3 p + b_2}{a_2 p^2 + a_1 p + 1}, W_{14} = \frac{b_4}{a_2 p^2 + a_1 p + 1}, W_{22} = \frac{k_5}{T_d p + 1}, W_{23} = \frac{k_6}{T_d p + 1}.$$

Applying the inverse Laplace transform, it is easy to find an analytical solution (2), (3) for the influence channels.

Let's analyze variable parameters influence of mathematical model (3) on electric heater HE 36/2 dynamic properties, simulation of which is considered in [12]. Let's assume that the electric heater basic static mode parameters θ_{A0} , θ_A , d_{A0} , d_A are determined using CFS sensors readings. Suppose, for model (3), due to reduction of heated air flow rate from $G_A = 0.43 \text{ kg/s}$ to $\bar{G}_A = 0.2 \text{ kg/s}$ (the new

nominal operating mode of the heater, all other conditions being equal) the heat exchange coefficient is changed from $\alpha_0 = 161 \frac{W}{m^2 \cdot ^\circ C}$ to $\bar{\alpha}_0 = 100 \frac{W}{m^2 \cdot ^\circ C}$. At the same time, the model (3) matrix transfer function parameters will change

$$\text{from } \mathbf{W}(p) = \begin{bmatrix} \frac{5.6p+1}{2.4p^2+6.7p+1} & 0 & -\frac{52.1p+9.3}{2.4p^2+6.7p+1} & \frac{0.002}{2.4p^2+6.7p+1} \\ 0 & \frac{1}{0.42p+1} & 0 & 0 \end{bmatrix} \quad (4)$$

$$\text{to } \bar{\mathbf{W}}(p) = \begin{bmatrix} \frac{9p+1}{8.2p^2+11.3p+1} & 0 & -\frac{180.4p+20}{8.2p^2+11.3p+1} & \frac{0.005}{8.2p^2+11.3p+1} \\ 0 & \frac{1}{0.91p+1} & 0 & 0 \end{bmatrix}. \quad (5)$$

The numerical values of the transfer matrices (4) and (5) differ significantly. Fig. 3 shows the transient simulation results. In this figure and further on the symbols are used: the output vector \mathbf{Y}

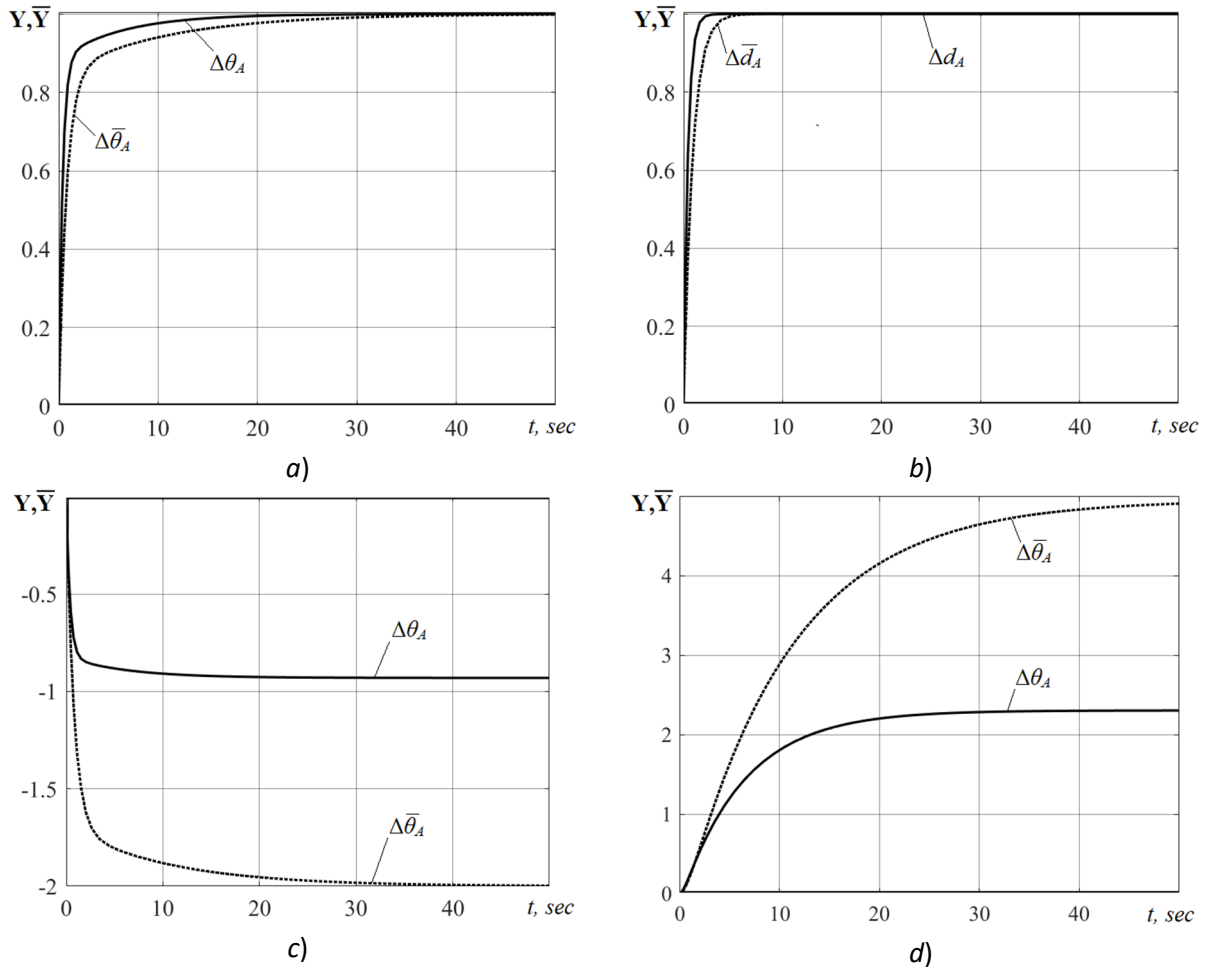


Figure 3: The heat transfer coefficient α_0 influence on the dynamic properties of the heater model HE 36/2 through the action channels $\mathbf{X} \rightarrow \mathbf{Y}$ (the graphs shows output variables received increments as the result of changing α_0);
a) $\Delta\theta_{A0} \rightarrow \mathbf{Y}$, $\Delta\theta_{A0} = 1^\circ C$; b) $\Delta d_{A0} \rightarrow \mathbf{Y}$, $\Delta d_{A0} = 1 \text{ g/kg}$;
c) $\Delta G_{A0} \rightarrow \mathbf{Y}$, $\Delta G_{A0} = 0.1 \text{ kg/s}$; d) $\Delta N_E \rightarrow \mathbf{Y}$, $\Delta N_E = 1 \text{ kW}$

for the reference mathematical model with the transfer matrix (4) where the initial values of parameters α_0 and G_A were used; the output vector $\bar{\mathbf{Y}}$ for the model with the transfer matrix (5) where the new values of parameters $\bar{\alpha}_0$ and \bar{G}_A were used. The output vectors \mathbf{Y} and $\bar{\mathbf{Y}}$ contain the variables: $\Delta\theta_A$ and $\Delta\bar{\theta}_A$ are heated air temperature; Δd_A and $\Delta\bar{d}_A$ are heated air moisture content. In transients' simulation for HE 36/2 electric heater a control action \mathbf{X} was used by successive stepwise changes in the input variables. The input vector \mathbf{X} contains the variables: $\Delta\theta_{A0}$, Δd_{A0} are temperature and humidity of electric heater input air; ΔG_A is air flow through the electric heater; ΔN_E is electric power supplied to the electric heater elements.

The heat transfer coefficient α_0 affects the numerical values of the matrix transfer function of the model (3). The dynamic characteristics of the air heating process are significantly influenced by this parameter, as demonstrated in the simulation graphs (see Fig. 3). For these reasons, specialists in the field of heat exchange processes simulation should determine this parameter quite accurately, since its numerical value significantly affects the investigated process properties.

In paper [14] mathematical models uncertainties classification in the control of organizational and technological objects is considered. In general terms, the electric heater mathematical model can be represented by the input-output relation

$$\mathbf{Y}(p, q) = \mathbf{W}(p, q) \mathbf{X}(p), \quad (6)$$

here $\mathbf{W}(p, q) = [\mathbf{A}(p) + \delta\mathbf{A}(p, q)] / [\mathbf{B}(p) + \delta\mathbf{B}(p, q)]$ is transfer matrix, $\delta\mathbf{A}(p, q)$ and $\delta\mathbf{B}(p, q)$ are numerator and denominator of perturbation, p is Laplace operator, q is vector of uncertain parameters. According to the proposed classification, the electric heater mathematical model has fractional-rational uncertainty, which is proposed to be identified by numerical methods.

4. Identification of mathematical model parameters

The electric heater mathematical model (3) is developed on the basis of theoretical laws for a specific physical process. Therefore, the analytical model requires specification of some parameters. Formally for model (3) there are six changing parameters α_0 , G_A , θ_{A0} , θ_A , d_{A0} , d_A (see Fig. 2). In the process of identification, it is necessary to determine two parameters α_0 , G_A , parameters of the basic static mode θ_{A0} , θ_A , d_{A0} , d_A can be estimated, using CFS sensors readings or with sufficient accuracy these parameters can be determined from the data sheet of the electric heater.

Model (3) parameters identification is proposed to be performed in the passive experiment operation by measured signals values of electric heater input vectors \mathbf{X} and output vectors \mathbf{Y} . As the identification criterion we use the least squares criterion, which is defined as the measured values error square of the physical process \mathbf{Y} and the estimates of the identified model (3) output vector $\bar{\mathbf{Y}}$ at the same input action \mathbf{X}

$$I = M \left\{ \int_{t_0}^{t_0+t_f} (\mathbf{Y} - \bar{\mathbf{Y}})^T \mathbf{Q} (\mathbf{Y} - \bar{\mathbf{Y}}) dt \right\} \rightarrow \min, \quad (7)$$

here t_0 is the initial trend time, t_f is the trend duration, \mathbf{Q} is the unit square matrix, \mathbf{T} is the matrix transpose operator, M is the mathematical expectation operator, which takes into account industrial perturbations when measuring variables by sensors. The general structural diagram of parameters identification of the electric heater mathematical model is shown in Fig. 4.

It is recommended to use numerical zero-order optimization methods to identify the mathematical model parameters [15], since the search function is not set analytically and is calculated directly during the search algorithm implementation. Given the substantial computational resources to implement numerical methods, passive identification can be implemented at the enterprise management middle level within a decision support system (DSS) [16].

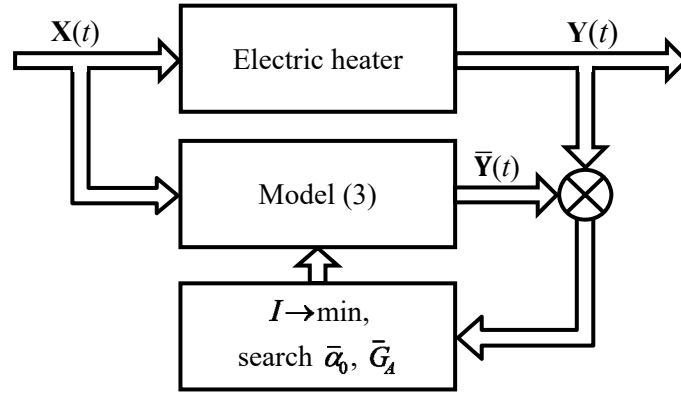


Figure 4: Schematic diagram of the heater parameter passive identification

The algorithm for identifying the parameters of a mathematical model consists of steps.

1. The CFS sensors monitor the input vector $\mathbf{X}(t)$ and the output state $\mathbf{Y}(t)$ of the heater in real time and the data is processed in the DSS, thus forming the time base of the physical process trends.
2. The output state $\bar{\mathbf{Y}}(t)$ of the identifiable model (3) with the parameters initial values $\bar{\alpha}_0, \bar{G}_A$ is estimated from the time trends of the input action $\mathbf{X}(t)$ on the electric heater.
3. Based on the values of the output $\mathbf{Y}(t)$ vectors and the identifiable $\bar{\mathbf{Y}}(t)$ states, the identification quality criterion (7) is determined.
4. According to criterion (7), the parameters $\bar{\alpha}_0, \bar{G}_A$ of the identified model (3) are optimized using numerical optimization methods.
5. If the minimum of criterion (7) is found, move on to the development of the digital twin mathematical model, else move on to step 2 and continue the process of identifying model parameters.

During the identification process, the optimization method (7) can have its own specific features that need to be taken into account. For qualitative identification, the time interval t_f must be several times longer than the duration of transients in the heater. Also, it is necessary to set the parameter variation limits $\bar{\alpha}_0$ and \bar{G}_A , based on the physical feasibility of the duct heater model.

The proposed identification algorithm was implemented using MatLAB software package. The reference model with transfer matrix (4) was used to form time trends $\mathbf{X}(t)$ and $\mathbf{Y}(t)$ of the functioning electric heater. The random signal with amplitude ± 0.2 was added to the reference output variables in order to simulate production disturbances in DSS measurement channels. In the identified model the initial values of parameters $\bar{\alpha}_0, \bar{G}_A$ differed significantly from the reference values α_0, G_A . The MatLAB function `fminsearch(...)` was used for parametric identification of $\bar{\alpha}_0$ and \bar{G}_A with the Nelder-Mead simplex optimization method. The main results of the numerical study are presented in Fig. 5. and Fig. 6.

Fig. 5 shows the case where the initial values of the identification parameters are as follows: $\alpha_0=161, G_A=0.43; \bar{\alpha}_0=120, \bar{G}_A=0.65$. With a step change in the input action vector $\mathbf{X}(t)=[1, 1, -0.2, 1]^T$, produces the transients for the output of the reference $\mathbf{Y}(t)$ and the identifiable $\bar{\mathbf{Y}}(t)$ model, which are shown in Fig. 5 (a).

The difference between the output values of vectors $\mathbf{Y}(t)$ and $\bar{\mathbf{Y}}(t)$ is significant. In Fig. 5 (b) shows the surface isolines of criterion (7) and its minimization trajectory. From Fig. 5 (b) shows that the quality criterion has one extremum in the area of identification parameters. Identification parameters $\bar{\alpha}_0=143.7, \bar{G}_A=0.428$ were determined using the above algorithm. The numerical value $\bar{\alpha}_0$ was found with low accuracy, while \bar{G}_A was determined quite accurately. Identification results obtained can be explained by weak sensitivity of criterion (7) to parameter α_0 , that can be seen from curves of isolines in Fig. 5 (b). Fig. 5 (c) shows the output time characteristics of the reference $\mathbf{Y}(t)$

and the identified $\bar{Y}(t)$ model after identification. In the graph, the variables of the identified model output vector $\bar{Y}(t)$ are in the region of the reference model vector $Y(t)$ with random perturbation. It can be concluded that the proposed identification algorithm has good convergence in the stepped input influences case.

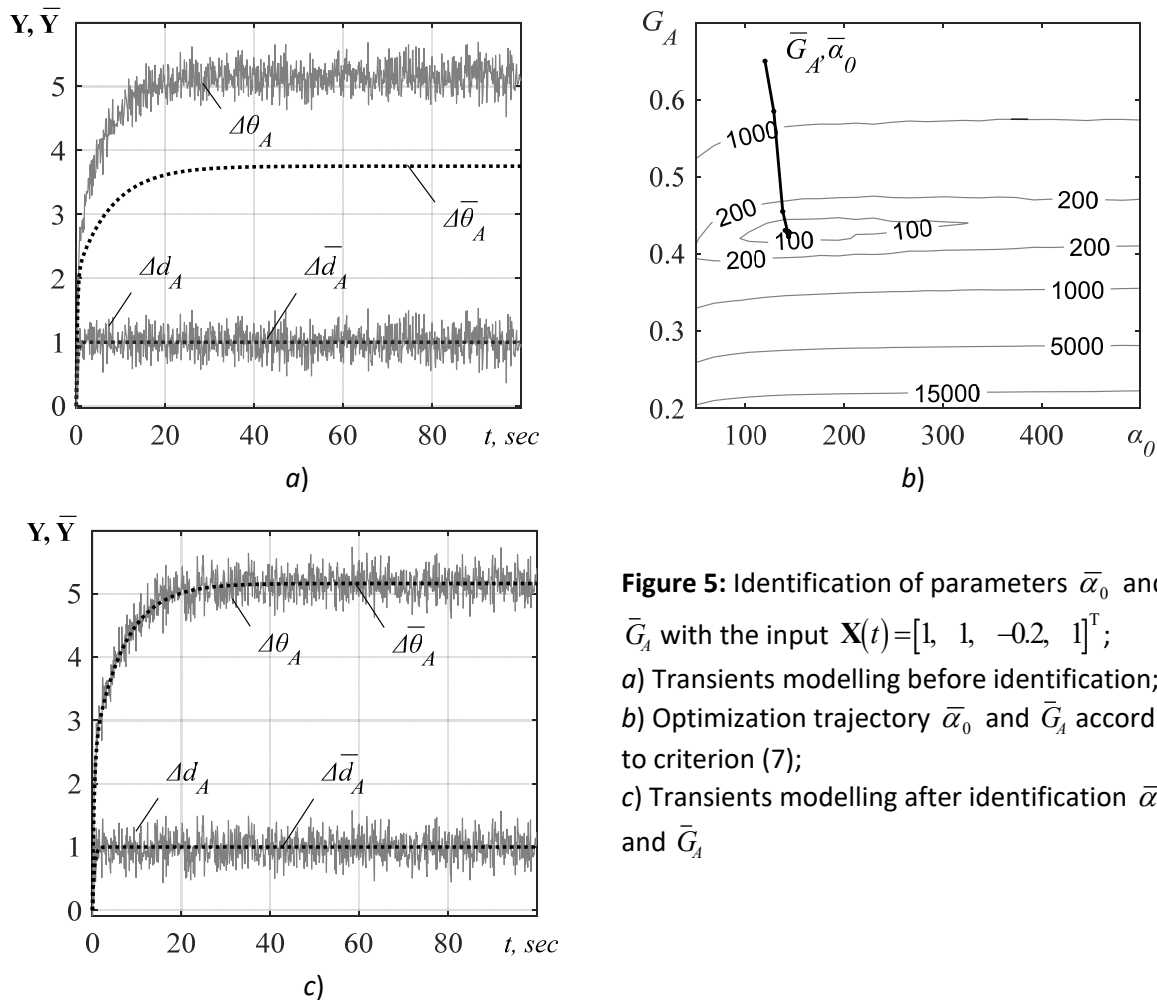


Figure 5: Identification of parameters $\bar{\alpha}_0$ and \bar{G}_A with the input $\mathbf{X}(t)=[1, 1, -0.2, 1]^T$;
a) Transients modelling before identification;
b) Optimization trajectory $\bar{\alpha}_0$ and \bar{G}_A according to criterion (7);
c) Transients modelling after identification $\bar{\alpha}_0$ and \bar{G}_A

However, under real-world conditions, the input can be of any shape. Consider the more complex case where the input signal has a harmonic component. In this case, the input action $\mathbf{X}(t)=[1, 1+0.2\sin(0.2t), -0.2+0.1\sin(0.3t), 0.5+0.5\sin(0.1t)]^T$ is applied to both models. Fig. 6 (a) shows the simulation case when the parameters of the identified model $\bar{\alpha}_0=300$, $\bar{G}_A=0.25$ differ significantly from the reference ones $\alpha_0=161$, $G_A=0.43$. Fig. 6 (b) shows surface isolines of criterion (7) and its minimization trajectory. In the process of identification parameters values $\bar{\alpha}_0=161.9$, $\bar{G}_A=0.426$ are optimized. Numerical values of identification parameters are sufficiently close to reference ones. Fig. 6 (c) shows temporal characteristics of the reference vector $Y(t)$ and identifiable $\bar{Y}(t)$ model after identification under harmonic change $X(t)$. It can be concluded from the simulation results that the proposed passive identification algorithm has good convergence in the harmonic component presence the vector $\mathbf{X}(t)$ and the random noise presence.

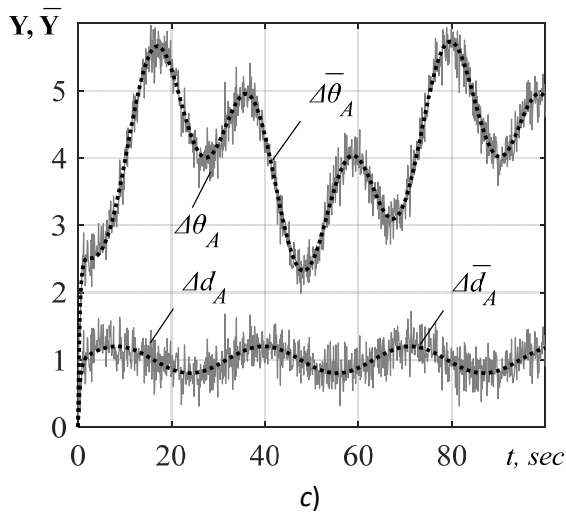
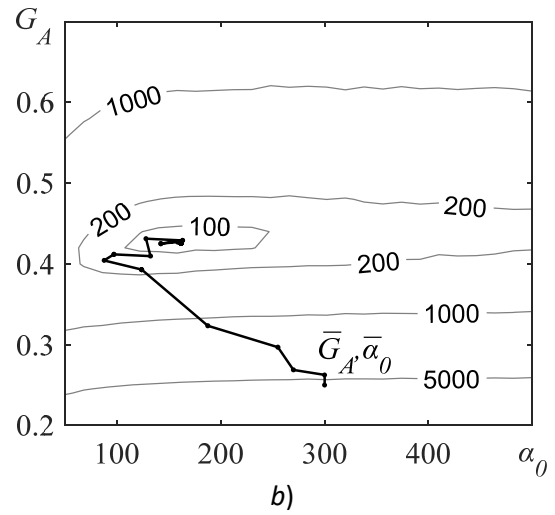
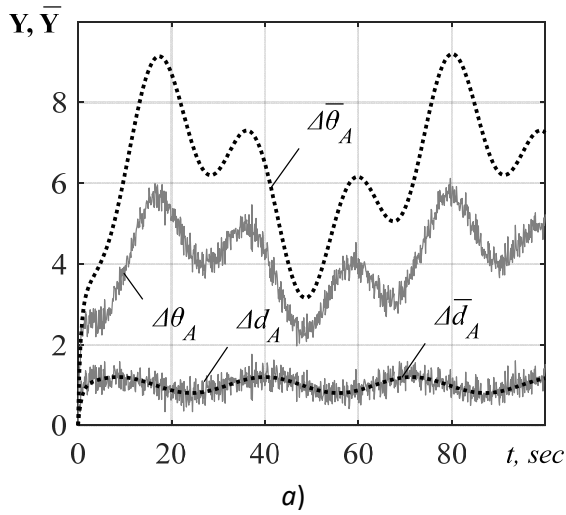


Figure 6: Parametric identification $\bar{\alpha}_0$ and \bar{G}_A under harmonic variation of the input vector $\mathbf{X}(t)$;
a) Transients modelling before identification;
b) Optimization trajectory $\bar{\alpha}_0$ and \bar{G}_A according to criterion (7);
c) Transients modelling after identification $\bar{\alpha}_0$ and \bar{G}_A

5. Application of mathematical model for the electric heater digital twin

The development of the digital twin mathematical model will be based on the continuous model (3), which previously passed the uncertain parameters identification stage using control samples of trends $\mathbf{X}(t)$ and $\mathbf{Y}(t)$ for the operating electric heater. The digital twin model must reflect the physical process dynamics in real time. To ensure this condition, the mathematical model must be discrete, with the sampling time ensuring the information distribution over CFS network.

The transition from the continuous model (3) to the discrete analogue can be obtained by using z-transformations [17]

$$\mathbf{Y}(z) = \mathbf{W}(z)\mathbf{X}(z), \quad (8)$$

here $\mathbf{W}(z) = \frac{z-1}{z} Z \left\{ \frac{\mathbf{W}(p)}{p} \right\}$ is the discrete transfer matrix of the multidimensional system, where

the multiplier $\frac{z-1}{z}$ indicates the presence of zero-order extrapolator for fixing the signal between quantization moments T_{KV} .

Thus, the application of mathematical model for a digital twin for electric heater consists of steps.

1. The uncertain parameters ($\bar{\alpha}_0$ and \bar{G}_A) identification of electric heater mathematical model (3) by the considered algorithm.
2. Transition from continuous model (3) to discrete model (8), which is digital twin.

3. If during operation, the digital twin accuracy has deteriorated due to the non-stationarity of the physical process, it is necessary to go to step 1 to determine the model parameters.

In accordance with the proposed methodology, the digital twin mathematical model simulation of the electric heater was carried out using the MatLAB software package. The reference model (3) with transfer matrix (4) was used as a basic model. The function $c2d(\dots)$ of the MatLAB software package was used to calculate the matrix $\mathbf{W}(z)$ of digital twin (8). The simulation results are shown in Fig. 7.

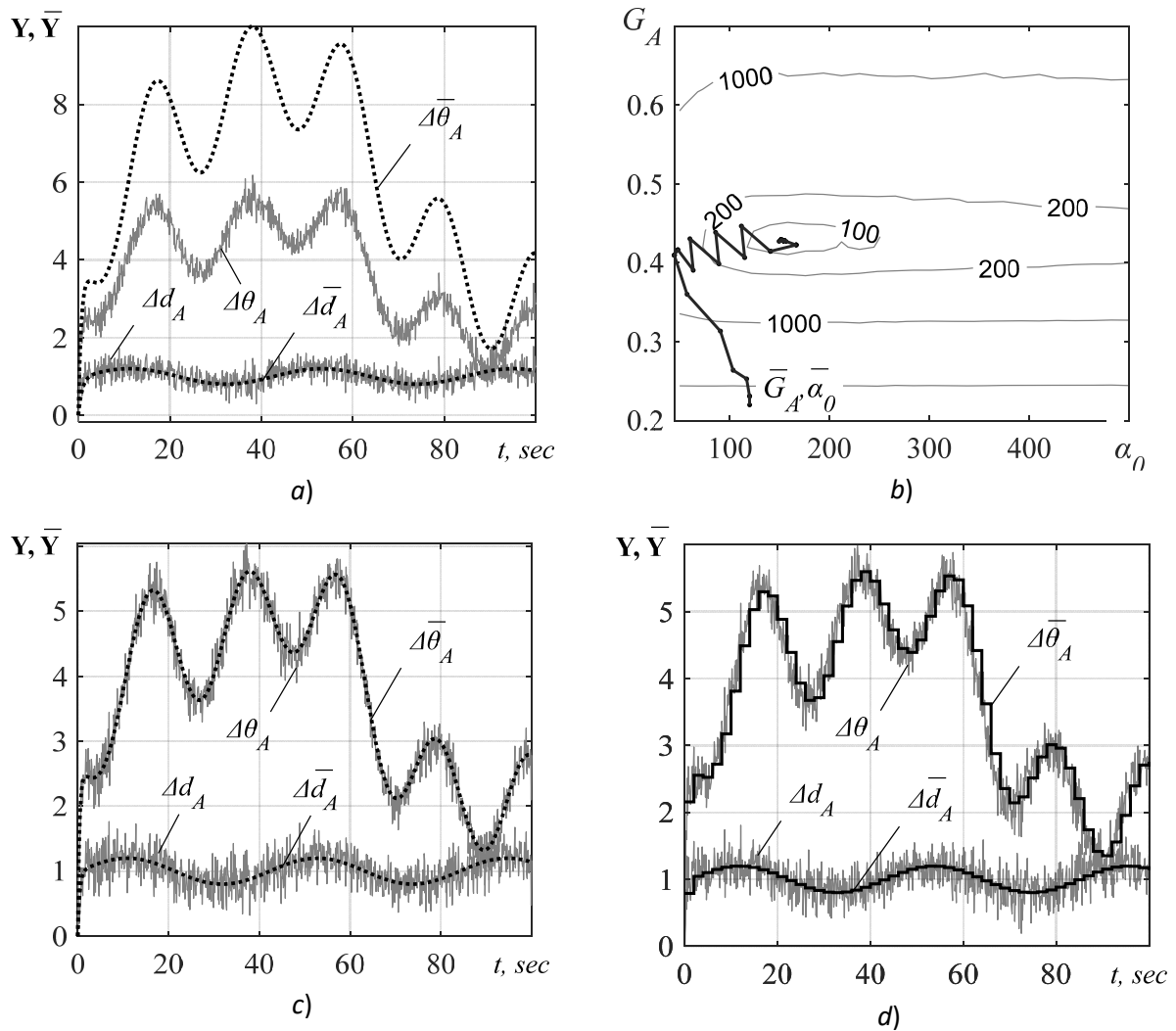


Figure 7: Modeling the stages of digital twin synthesis for electric heater;
a) Transients before identification; b) Optimization trajectory $\bar{\alpha}_0$ and \bar{G}_A ;
c) Transients after identification $\bar{\alpha}_0$ and \bar{G}_A ; d) Transients for model (3) and digital twin (8)

In Fig. 7 (a) simulates the case with initial conditions for the reference model $\alpha_0=161$, $G_A=0.43$ and the identifiable model $\bar{\alpha}_0=120$, $\bar{G}_A=0.22$ and at the input step action $\mathbf{X}(t)=[1+0.5\sin(0.15t) \ 1+0.2\sin(0.15t) \ -0.2+0.1\sin(0.3t) \ 0.2+0.8\sin(0.05t)]^T$. In Fig. 7 (b) shows the surface isolines of criterion (7) and parameters minimization trajectory $\bar{\alpha}_0$, \bar{G}_A , resulting in $\bar{\alpha}_0=154$, $\bar{G}_A=0.428$. From these parameters the model transfer matrix being identified is calculated

$$\bar{\mathbf{W}}(p) = \begin{bmatrix} \frac{5.9p+1}{2.5p^2+6.9p+1} & 0 & -\frac{54.7p+9.3}{2.5p^2+6.9p+1} & \frac{0.0023}{2.5p^2+6.9p+1} \\ 0 & \frac{1}{0.426p+1} & 0 & 0 \end{bmatrix},$$

its numerical values are close to the reference transfer matrix (4). Next, using MatLAB function `c2d(...)`, the discrete transfer matrix (8) for the sampling period is found $T_{KV} = 2$

$$\bar{\mathbf{W}}(z) = \begin{bmatrix} \frac{0.9127z-0.6516}{z^2-0.742z+0.004} & 0 & \frac{-8.539z+6.09}{z^2-0.742z+0.004} & \frac{0.0005z+0.0001}{z^2-0.742z+0.004} \\ 0 & \frac{0.991}{z-0.009} & 0 & 0 \end{bmatrix}.$$

Fig. 7 (d) shows the time characteristics of the reference model output vector \mathbf{Y} and the digital twin $\bar{\mathbf{Y}}$. Based on the simulation results, it can be concluded that the proposed methodology makes it possible to implement sufficiently exact the digital twin of air heating.

A distinctive feature of the proposed digital synthesis technique is the model parameters identification that are imprecisely defined at the model development stage and are refined in the passive identification process. As a rule, in modern identification methods, the model structure is specified and all parameters are determined from its dynamics [17, 18]. In the classical case, more software resources are required for identification, and the identification result may be unsatisfactory if the model structure is incorrect. In the proposed methodology, the model structure is known, for which only uncertain parameters are identified and not the model as a whole.

6. Conclusions

The introduction of real-time industrial control systems leads to the complex mathematical models use with uncertain parameters and the complexity of their identification tasks. As an example, the methodology of analytical model passive identification of electric heater with subsequent digital twin synthesis for CFS is considered. For the considered model changing parameters analysis is made and their influence on modelling results is demonstrated. An algorithm for passive identification of the mathematical model uncertain parameters is proposed that uses criterion (7) to numerically optimize the uncertain model coefficients values using the accumulated trend base of the physical process.

Several examples of parameter identification $\bar{\alpha}_0$ and \bar{G}_A for the analytical model (3) are demonstrated. The examples show that the uncertain model coefficients identification should be classified as a one-extremes optimization problem. Application of the mathematical model for the electric heater digital twin CPS is proposed and numerically investigated. The simulation results confirmed the effectiveness of the considered digital twin design methodology using MatLAB application package. In the future, using available data trends of reference model (3), it is supposed to synthesize electric heater digital twin based on ARCS model and analyze the obtained results.

The use of digital twins in CPS makes it possible to identify process bottlenecks, improve product quality, and reduce the risks of abnormal operation throughout its equipment lifecycle. Digital twins can be used to optimize equipment modes, predict and detect faults, and find-modifications to the structure of a real physical system based on its observed effects in the future. This approach provides a highly accurate assessment of a plant's production capacity when drawing up a production program.

7. References

- [1] D. Jone, C. Snider, A. Nassehi, J. Yon, B. Hicks, Characterising the Digital Twin: A systematic literature review. *CIRP Journal of Manufacturing Science and Technology*, (2020) 36-52. doi:10.1016/j.cirpj.2020.02.002
- [2] N.D. Pankratova, Creation of Physical Models for Cyber-Physical, Systems Lecture Notes in Networks and Systems (2020) 68-77. doi:10.1007/978-3-030-34983-7.

- [3] M. Grieves, Completing the Cycle: Using PLM Information in the Sales and Service Functions [Slides], SME Management Forum, Troy, MI. (2002).
- [4] M. Grieves, Can the digital twin transform manufacturing, World Economic Forum, 2015. https://www.weforum.org/agenda/2015/10/can-the-digital-twin-transform-manufacturing/?DAG=3&gclid=Cj0KCQjwwtWgBhDhARIsAEMcxeCFyfAQIbgE1WIoIQUT1wAeywKBphlxnxPUaNBtN5mtDPykV7GLwlcaAho2EALw_wcB
- [5] V. Slyusar, The concept of networked distributed engine control system of future air vehicles, Proceedings of AVT-357 STO NATO Workshop on Technologies for future distributed engine control systems (2021) 1-12. doi:10.14339/STO-MP-AVT-357
- [6] E. Negria, L. Fumagalli, M. Macchia, A review of the roles of Digital Twin in CPS-based production systems, 27th International Conference on Flexible Automation and Intelligent Manufacturing (2017) 939-948. doi:10.1016/j.promfg.2017.07.198
- [7] Digital Twins for Industrial Applications, An Industrial Internet Consortium White Paper, 2020. https://www.iiconsortium.org/pdf/IIC_Digital_Twins_Industrial_Apps_White_Paper_2020-02-18.pdf
- [8] B.A. Talkhestani, T. Jung, B. Lindemann, N. Sahlab, N. Jazdi, W. Schloegl, M. Weyrich, An architecture of an intelligent digital twin in a cyber-physical production system. *Automatisierungstechnik*, (2019) 762–782. doi:10.1515/auto-2019-0039.
- [9] P.I. Bidyuk, O.L. Tymoshchuk, A.E. Kovalenko, L.O. Korshevniuk, Decision support systems and methods. Kyiv, Igor Sikorsky Kyiv Polytechnic Institute, 2022.
- [10] E.A. Lee, Fundamental Limits of Cyber-Physical Systems Modeling. *ACM Transactions on Cyber-Physical Systems*. (2016) 1-26. doi:10.1145/2912149
- [11] E.A. Lee, The Past, Present and Future of Cyber-Physical Systems: A Focus on Models, *Sensors* (2015) 4837–4869. doi:10.3390/s150304837
- [12] N. Pankratova, I. Golinko, Electric heater mathematical model for cyber-physical systems, *System research and information technologies* (2021) 7–17. doi:10.20535/SRIT.2308-8893.2021.2.01
- [13] Y.M. Kornienko, Yu.Yu. Lukach, I.O. Mikulonok, V.L. Rakytskyi, G.L. Ryabtsev, Processes and equipment of chemical technology, NTUU "KPI", Kyiv, 2012.
- [14] T.O. Prokopenko, Classification of uncertainties in the management of organizational and technological objects, *Technological audit and production reserves* (2014) 23–25. doi:10.15587/2312-8372.2014.30336
- [15] S.D. Shtovba, Optimization methods in the MatLab environment, VDTU, Vinnytsia, 2001.
- [16] N. Pankratova, P. Bidyuk, I. Golinko, Decision support system for microclimate control at large industrial enterprises, *CMIS-2020: Computer Modeling and Intelligent Systems* (2020) 489–498. <https://ceur-ws.org/Vol-2608/paper37.pdf>
- [17] V.M. Dubovoi, Identification and modeling of technological objects and control systems, VNTU, Vinnytsia, 2012.
- [18] P.I. Bidyuk, O.M. Trofymchuk, A.V. Fedorov, Information system of decision-making support for forecasting financial-economic processes based on structural-parameter adaptation of models, *KPI Science News* (2011) 42-53.