



Washington  
State Department of  
Agriculture

# WASHINGTON AGRICULTURE FOCUS ON ORGANIC

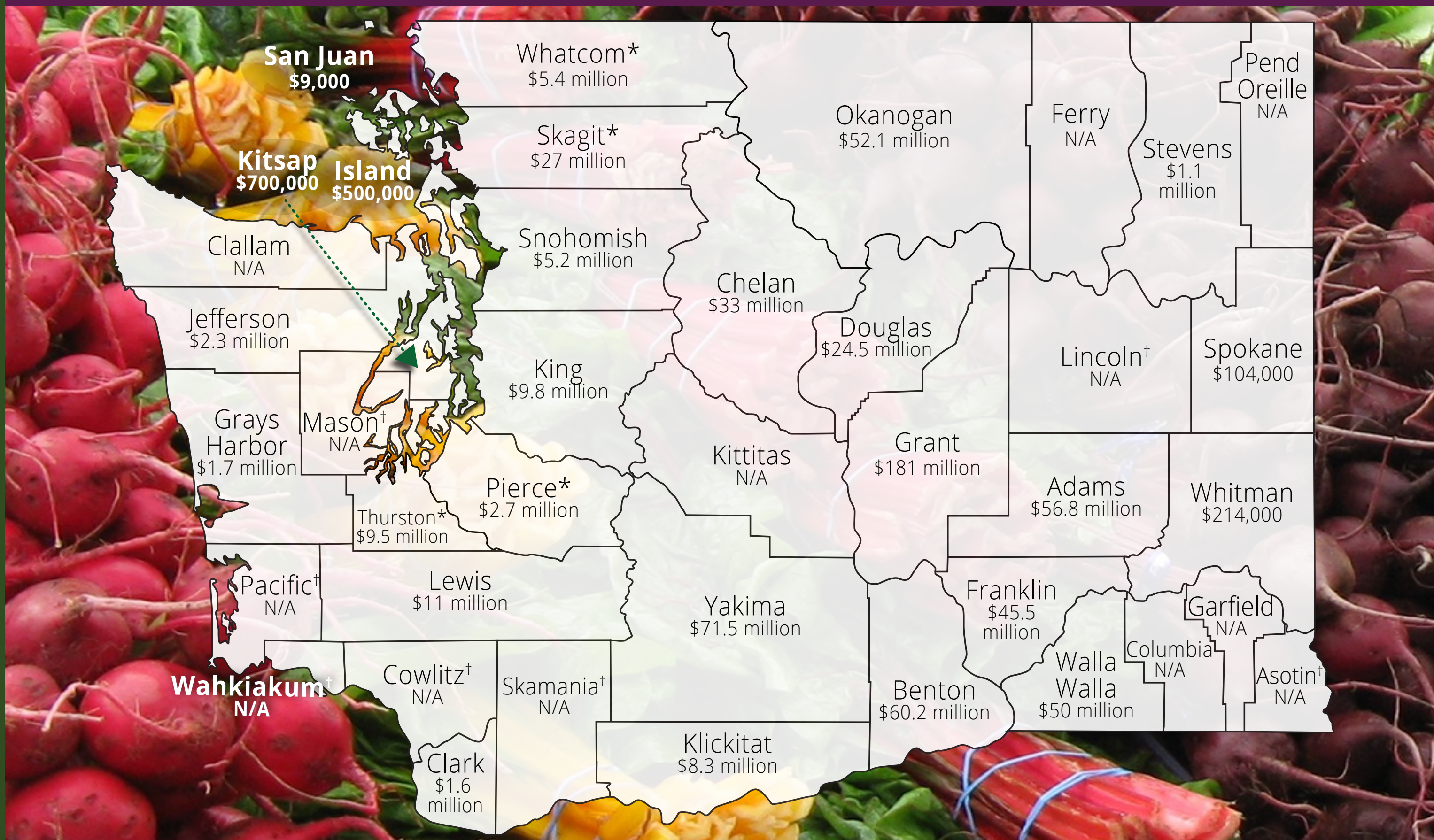
In **1987** WSDA inspected the first **68** farms for organic certification.



**Today\*** WSDA organic inspectors visit more than **1,300** organic farms, processors, handlers, and retail stores each year.

\* 2019

## ORGANIC CROPS AND ANIMAL PRODUCTS IN WASHINGTON



\* Significant egg, broiler, and mushroom production sales value not available for these counties, totaling greater than \$30 million.

† Sales not disclosed for these counties to protect confidentiality.

‡ Source: WSDA and OTCO, 2017 - Data compiled by Washington State University Center for Sustaining Agriculture and Natural Resources



## WHAT IS ORGANIC?

Organic is a labeling term that indicates that the food or other agricultural product has been produced through approved methods.

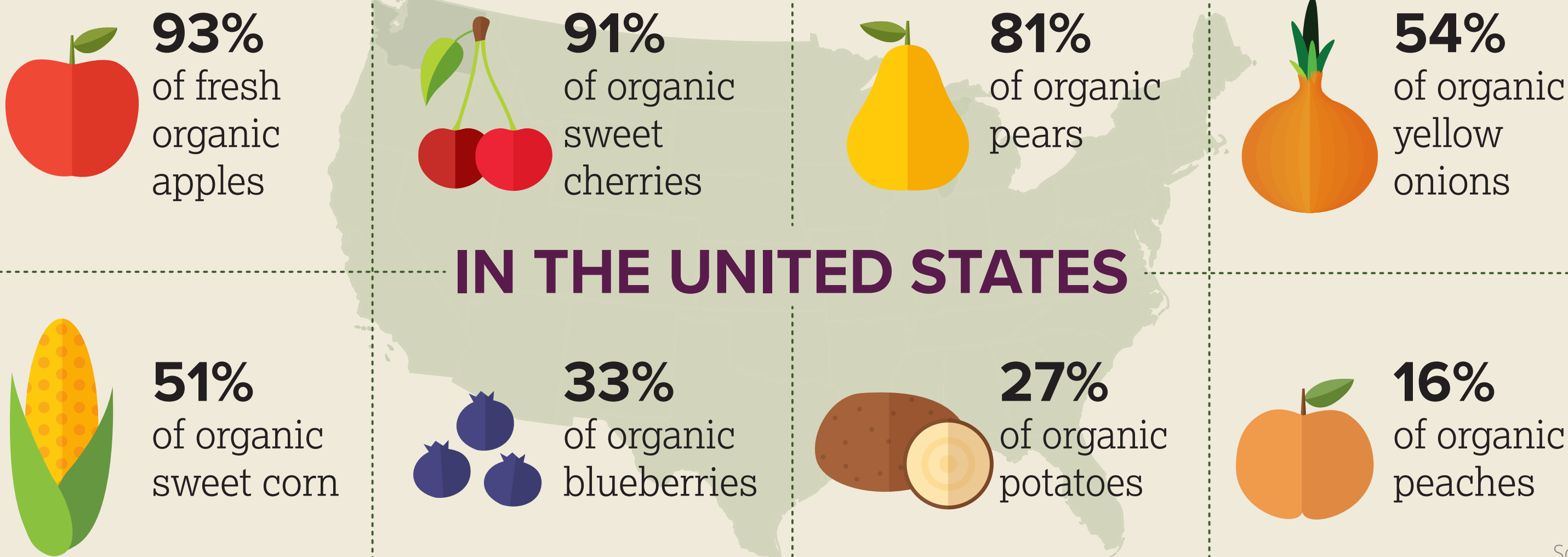
These methods integrate cultural, biological, and mechanical practices that foster cycling of resources, promote ecological balance, and conserve biodiversity.

Synthetic fertilizers, sewage sludge, irradiation, and genetic engineering may not be used.

USDA definition



## WASHINGTON STATE ORGANIC FARMERS PRODUCE



### IN THE UNITED STATES

Source: 2015 NASS Organic Production Survey

**\$667 Million**

**Total Farm Gate Sales**

88% of sales are Eastern WA crops  
12% of sales are Western WA crops


Source: ‡

## ORGANIC LIVESTOCK PRODUCTION IN WASHINGTON:


Organic milk sales  
\$43.9 million



Organic livestock and poultry sales  
\$37.3 million



Organic egg sales  
\$21.5 million



Source: 2016 NASS Organic Production Survey

**114,726** acres in organic production

**6,693** acres in certified transition

Source: ‡



AGR.WA.GOV | ORGANIC@AGR.WA.GOV

**1,314**  
WSDA Certified Organic Operations

946 Crop & Livestock Producers  
354 Handlers and Processors  
42 Farms that make value added products

April 2019