



Washington  
State Department of  
Agriculture

# WASHINGTON AGRICULTURE FOCUS ON ORGANIC

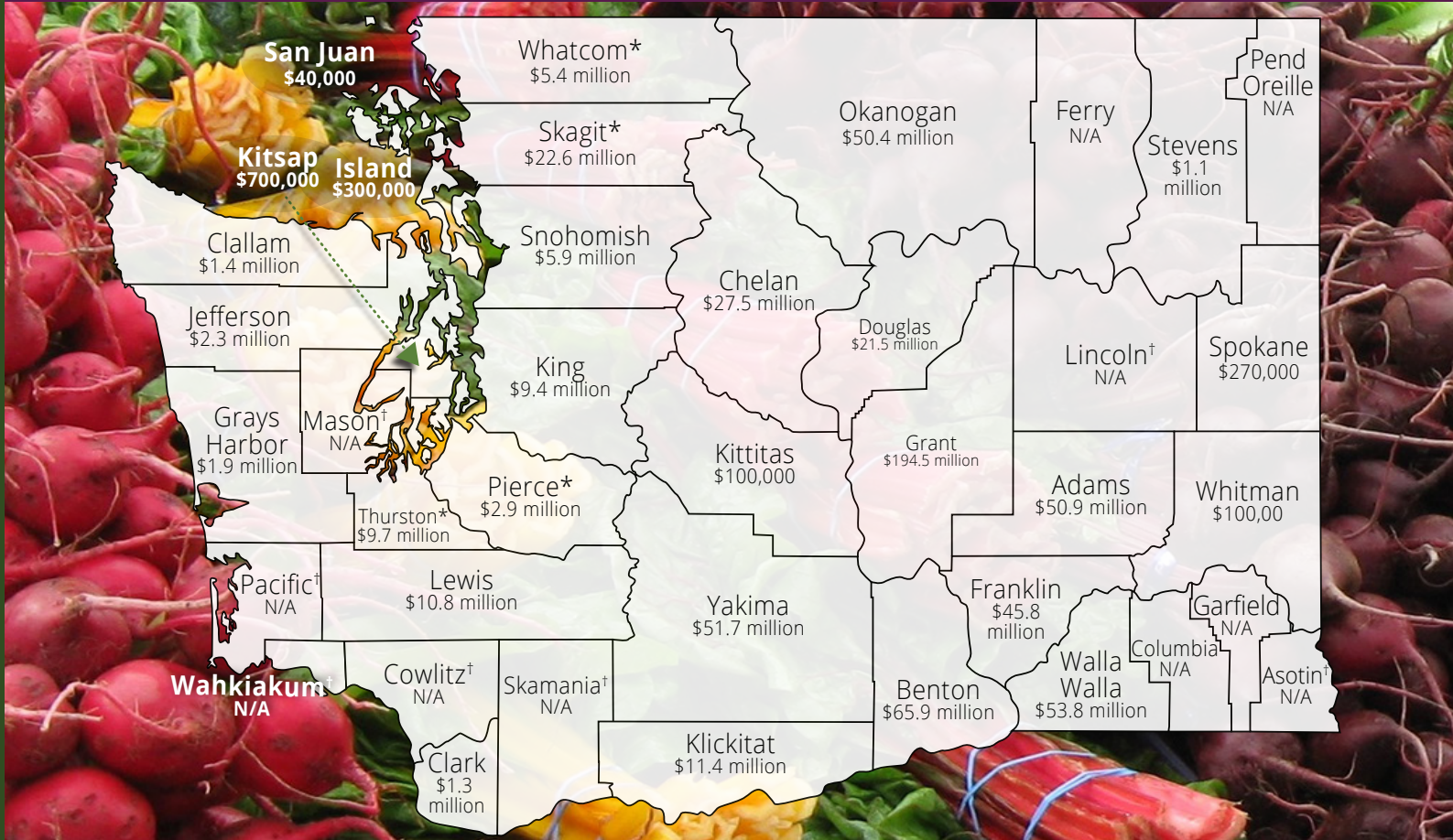
In **1987** WSDA inspected the first **68** farms for organic certification.



**Today\*** WSDA organic inspectors visit nearly **1,200** organic farms, processors, handlers, and retail stores each year.

\* 2018

## ORGANIC CROPS AND ANIMAL PRODUCTS IN WASHINGTON



\* Significant egg, broiler, and mushroom production sales value not available for these counties, totaling greater than \$30 million.

† Sales not disclosed for these counties to protect confidentiality.

‡ Source: WSDA and OTCO, 2016 - Data compiled by Washington State University Center for Sustaining Agriculture and Natural Resources

**105,660** acres in organic production  
**7,824** acres in certified transition

Source: ‡

**\$652 Million**  
Total Farm Gate Sales

88% of sales are Eastern WA crops  
12% of sales are Western WA crops

Source: ‡



**1,190**  
WSDA Certified  
Organic Operations

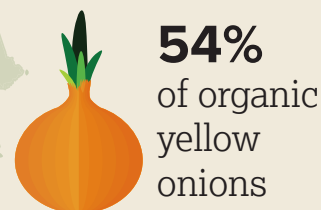
806 Crop & Livestock Producers

347 Handlers and Processors


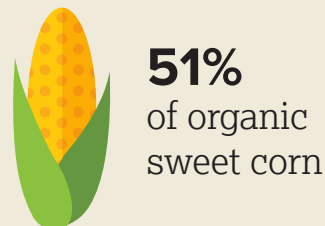
37 Farms that make value added products

April 2018

# WASHINGTON STATE ORGANIC FARMERS PRODUCE



## IN THE UNITED STATES



Source:  
2015 NASS Organic Production Survey



## WHAT IS ORGANIC?

Organic is a labeling term that indicates that the food or other agricultural product has been produced through approved methods.

These methods integrate cultural, biological, and mechanical practices that foster cycling of resources, promote ecological balance, and conserve biodiversity.

Synthetic fertilizers, sewage sludge, irradiation, and genetic engineering may not be used.


USDA definition

## ORGANIC LIVESTOCK PRODUCTION IN WASHINGTON:

**Organic milk sales**  
\$43.9 million



**Organic livestock and poultry sales**  
\$37.3 million



**Organic egg sales**  
\$21.5 million



Source: 2016 NASS Organic Production Survey



*Certified*  
**ORGANIC**  
Washington State Dept. of Agriculture