

# Braces and supports

Product catalog April 2020




Quality for life



# Table of Contents

1   Foot and ankle	7
2   Knee	25
3   Hip	47
4   Pelvis, back and torso	53
5   Cervical spine	81
6   Upper limbs	87
7   NeuroRehabilitation	117
8   Accessories and spare parts	139





## Taking innovation into the future

For more than 100 years, Ottobock has been known around the world for expertise in orthopaedic technology and for innovative devices that restore mobility and quality of life for people with disabilities.

Our primary goal in orthotics is to develop the latest medical and technical fitting solutions to support you during therapy and to make your work easier.

Exchanging information with you and your colleagues is a key part of achieving this. We are looking forward to meeting you!





# Foot and ankle

















1



Visit [www.ottobock.com](http://www.ottobock.com) to obtain up-to-date product information at any time.

# Foot and ankle

## Product overview

Ref. number	Product name	Image	Short description	Page
509	Hallux Valgus ComforT		Hallux valgus band with short strap, promotes muscular correction of toe positioning	9
510	Hallux Valgus Combo ComforT		Hallux valgus band with long strap, promotes muscular correction of toe positioning	9
502	Elastic ankle support		Wraparound support with hook-and-loop closure, stabilises the ankle	10
504	Elastic ankle support		Wraparound support with loop, stabilises the ankle	11
50S5	Malleo Sensa		Ankle support made of three-dimensional flat-knitted fabric with targeted compression zones, stabilises the ankle	12
50S6	Achillo Sensa		Achilles tendon support for soft tissue compression, made of three-dimensional flat-knitted fabric with integrated, anatomically shaped pads	13
50S3	Malleo Sprint		Active ankle brace with plastic frame and inelastic straps, stabilises and secures the ankle	14
50S9	Malleo Direxa Stirrup		Ankle brace with insertable cooling pads, stabilises the ankle	15
50S8	Malleo TriStep		Multifunction ankle brace according to three-stage treatment concept, stabilises and secures the ankle according to the treatment stage	16
50S1	Dyna Ankle		Dynamic ankle brace with stability shell and pronation position, stabilises the ankle in pronation and dorsiflexion	17
28F10	Heel relief orthosis		Heel relief orthosis from a ready-made kit, relieves the heel bone	18
50S23	Infinity Air Walker, low		Immobilisation orthosis with short socket and integrated pump, immobilises the foot/ankle region	19
50S19	Infinity Air Walker, high		Immobilisation orthosis with long socket and integrated pump, immobilises the foot/ankle region	20
50S14-1	Malleo Immobil Air Walker, low		Immobilisation orthosis with short socket and integrated pump, immobilises the foot/ankle region	21
50S12-1	Malleo Immobil Air Walker, high		Immobilisation orthosis with long socket and integrated pump, immobilises the foot/ankle region	22
50S20-1	Malleo Immobil night splint		Universal immobilisation orthosis with hook-and-loop closure/clip fastener system, positions the foot in slight dorsal extension	23



**Information material**

646F290=GB Anatomical wall chart "Foot/ankle"

## Hallux Valgus Comfort

Reference number 509

Hallux valgus band with short strap, promotes muscular correction of toe positioning

**Features and benefits**

- Short, flat strap
  - Excellent wearer comfort, even in shoes
- Padding made of temperature-regulating material
  - Good fit, temperature regulating

**Indications**

- Hallux valgus (malposition of the metatarsophalangeal joint of the big toe)

**Modes of action**

- Promotes the muscular correction of toe positioning
- Can relieve pain

**Technical data**

Article number	For size	Side
509=L-U	Universal	left (L)
509=R-U	Universal	right (R)

**Information material**

646F290=GB Anatomical wall chart "Foot/ankle"

## Hallux Valgus Combo Comfort

Reference number 510

Hallux valgus band with long strap, promotes muscular correction of toe positioning

**Features and benefits**

- Long, flat strap
  - Excellent wearer comfort, even in shoes
- Strap encompasses the ankle
  - Can be worn at night
- Padding made of temperature-regulating material
  - Good fit, temperature regulating

**Indications**

- Hallux valgus (malposition of the metatarsophalangeal joint of the big toe)

**Modes of action**

- Promotes the muscular correction of toe positioning
- Can relieve pain

**Technical data**

Article number	For size	Side
510=L-U	Universal	left (L)
510=R-U	Universal	right (R)



## Elastic ankle support

Reference number 502

Wraparound support with hook-and-loop closure, stabilises the ankle

### Features and benefits

- Wraparound support with hook-and-loop closure
  - Individually adjustable
- Slim design
  - Wearable in shoes and during simple activities (e.g. running)

### Indications

- Irritation and swelling of the ankle
- Feeling of instability/ligament instability

### Modes of action

- Stabilises the ankle
- Can relieve pain

### Information material

646F290=GB Anatomical wall chart "Foot/ankle"

### Technical data



Article number	For size	Side	Colour	Ankle circumference
502=XS	XS	both sides	Beige	49-51 cm
502=S	S	both sides	Beige	51-53 cm
502=M	M	both sides	Beige	53-55 cm
502=L	L	both sides	Beige	55-57 cm
502=XL	XL	both sides	Beige	57-59 cm
502=XXL	XXL	both sides	Beige	59-61 cm



## Elastic ankle support

Reference number 504

Wraparound support with loop, stabilises the ankle

### Features and benefits

- Wraparound support with loop
  - Good stability, high level of wearer comfort
- Flexible material
  - Individually adjustable compression
- Slim design
  - Wearable in shoes and during simple activities (e.g. running)

### Indications

- Irritation and swelling of the ankle
- Feeling of instability/ligament instability

### Modes of action

- Stabilises the ankle
- Can relieve pain

### Technical data



Article number	For size	Side	Colour	Ankle circumference
504=S	S	both sides	Beige	51-53 cm
504=M	M	both sides	Beige	53-55 cm
504=L	L	both sides	Beige	55-57 cm
504=XL	XL	both sides	Beige	57-59 cm
504=XXL	XXL	both sides	Beige	59-61 cm

#### Information material

646F290=GB Anatomical wall chart "Foot/ankle"

# Foot and ankle



## Malleo Sensa

Reference number 50S5

Ankle support made of three-dimensional flat-knitted fabric with targeted compression zones, stabilises the ankle

### Features and benefits

- Three-dimensional flat-knitted fabric with targeted compression zones
  - Optimum anatomical fit and excellent wearer comfort
- Open-mesh sections around the heel and instep
  - Very comfortable
- Integrated, anatomically shaped pads
  - Targeted micro-massage

### Indications

- Irritation and swelling of the ankle
- Feeling of instability/ligament instability
- Joint effusion
- Tendomyopathy

### Modes of action

- Stabilises the ankle
- Improves circulation
- Promotes the reduction of oedemas and haematomas with targeted compression
- Can relieve pain

### Information material

646D544=EN Sensa line information for specialist dealers

646F290=GB Anatomical wall chart "Foot/ankle"

### Technical data



Article number	For size	Side	Colour	Ankle circumference
50S5=L-XS-1	XS	left (L)	Grey	17-19 cm
50S5=R-XS-1	XS	right (R)	Grey	17-19 cm
50S5=L-S-1	S	left (L)	Grey	19-21 cm
50S5=R-S-1	S	right (R)	Grey	19-21 cm
50S5=L-M-1	M	left (L)	Grey	21-23 cm
50S5=R-M-1	M	right (R)	Grey	21-23 cm
50S5=L-L-1	L	left (L)	Grey	23-25 cm
50S5=R-L-1	L	right (R)	Grey	23-25 cm
50S5=L-XL-1	XL	left (L)	Grey	25-27 cm
50S5=R-XL-1	XL	right (R)	Grey	25-27 cm
50S5=L-XXL-1	XXL	left (L)	Grey	27-29 cm
50S5=R-XXL-1	XXL	right (R)	Grey	27-29 cm



## Achillo Sensa

Reference number 50S6

Achilles tendon support for soft tissue compression, made of three-dimensional flat-knitted fabric with integrated, anatomically shaped pads

### Features and benefits

- Three-dimensional flat-knitted fabric with targeted compression zones
  - Optimum anatomical fit and excellent wearer comfort
- Integrated, anatomically shaped pads
  - Targeted micro-massage of the Achilles tendon

### Indications

- Postoperative and posttraumatic irritation
- Achillodynia
- Achilles tendon tear (rupture)

### Modes of action

- Provides relief for the Achilles tendon
- Improves circulation
- Activates muscular stabilisation
- Promotes the reduction of swelling and effusion

### Information material

646D544=EN Sensa line information for specialist dealers

646F290=GB Anatomical wall chart "Foot/ankle"

### Technical data



Article number	For size	Side	Colour	Ankle circumference
50S6=L-XS-1	XS	left (L)	Grey	17-19 cm
50S6=R-XS-1	XS	right (R)	Grey	17-19 cm
50S6=L-S-1	S	left (L)	Grey	19-21 cm
50S6=R-S-1	S	right (R)	Grey	19-21 cm
50S6=L-M-1	M	left (L)	Grey	21-23 cm
50S6=R-M-1	M	right (R)	Grey	21-23 cm
50S6=L-L-1	L	left (L)	Grey	23-25 cm
50S6=R-L-1	L	right (R)	Grey	23-25 cm
50S6=L-XL-1	XL	left (L)	Grey	25-27 cm
50S6=R-XL-1	XL	right (R)	Grey	25-27 cm



## Malleo Sprint

Reference number 50S3

Active ankle brace with plastic frame and inelastic straps, stabilises and secures the ankle

### Features and benefits

- Combination of plastic frame and strap design
  - High stability, prevents unwanted movements
- Anatomical protrusion in the malleoli area
  - Very comfortable
- Reduced thickness of the base material under the foot, comfortable padding
  - Prevents pressure points
- SpaceTex three-dimensional spacer fabric
  - Also comfortable to wear in shoes, pleasantly soft padding, breathable
- Donning aid and hook closure system
  - Easy to apply and remove

### Indications

- Ankle sprain (distortion)
- Chronic instability
- Lateral ligament tear (rupture)
- Medial ligament tear (rupture)

### Modes of action

- Stabilises and supports the ankle
- Limits eversion/inversion

### Technical data



Article number	For size	Side	Colour	Heel circumference
50S3=XS-1	XS	both sides	Grey	25,5 - 28,0 cm
50S3=S-1	S	both sides	Grey	28,0 - 30,5 cm
50S3=M-1	M	both sides	Grey	30,5 - 33,0 cm
50S3=L-1	L	both sides	Grey	33,0 - 35,5 cm
50S3=XL-1	XL	both sides	Grey	35,5 - 38,0 cm

### Information material

646D439=GB Malleo Sprint information for specialist dealers

646F290=GB Anatomical wall chart "Foot/ankle"



## Malleo Direxa Stirrup

Reference number 50S9

Ankle brace with insertable cooling pads, stabilises the ankle

### Features and benefits

- Optional use of cooling elements or padding
  - Cooling in the acute phase and high level of wearer comfort
- Circular hook-and-loop closures
  - Easy to apply and remove
- Slim shell design
  - Wearable with or without shoe

### Indications

- Lateral ligament tear (rupture)
- Ankle sprain (distortion)
- Acute instability

### Modes of action

- Stabilises the ankle
- Limits eversion/inversion

### Technical data

Article number	Side	Shoe size
50S9	both sides	Universal

### Information material

646F290=GB Anatomical wall chart "Foot/ankle"

### Accessories

29S46 Gel pad set for Malleo Direxa Stirrup

Further information on accessories and spare parts is found in section 8.



## Malleo TriStep

Reference number 50S8

Multifunction ankle brace according to three-stage treatment concept, stabilises and secures the ankle according to the treatment stage

### Features and benefits

- Three-phase fitting concept
  - Specific adaptation of stabilisation and support for mobilisation during the course of therapy
- Stabilising elements adapt to the individual anatomy
  - Custom fit and high level of wearer comfort
- Auto-adaptive foot shell
  - Limits supination as well as plantarflexion and provides stability, especially in critical phases such as during sleep or in the acute phase
- Orthotic design
  - Components can be added or removed without the use of tools in a few steps

### Indications

- Ankle injuries
- Acute and chronic capsular ligament instability
- Inflammatory joint diseases
- Degenerative ankle disease
- Rehabilitation after ankle surgery
- Collateral ligament tear (rupture)

### Modes of action

- Stabilises and supports the ankle, adapted to healing
- Protects against inversion/eversion
- Can reduce recurrent injuries

### Information material

- 646A265=GB Three phases, one orthosis
- 646D703=EN Malleo TriStep information for patients
- 646F290=GB Anatomical wall chart "Foot/ankle"

### Technical data



Article number	For size	Shoe size
50S8=S	S	36-39
50S8=M	M	40-44
50S8=L	L	45-48





## Dyna Ankle

Reference number 50S1

Dynamic ankle brace with stability shell and pronation position, stabilises the ankle in pronation and dorsiflexion

### Features and benefits

- Dorsomedially shaped stability shell with integrated pronation position
  - Initially serves as a prone support, can be worn in a shoe later
- Dynamic strap
  - Enables special active principle
- Exposed outer ankle
  - Immediate application after trauma, ice can be applied for cooling while the brace is being worn
- Water-resistant
  - Easy to clean

### Indications

- Lateral ligament tear (rupture)
- Medial ligament tear (rupture)
- Ligament suture/reconstruction

### Modes of action

- Stabilises the ankle in a pronation and dorsiflexion position
- Adjustable to limit plantar flexion and supination in any position

### Information material

646A147=GB	Dyna Ankle information for practitioners
646D36	Dyna Ankle information for patients
646F290=GB	Anatomical wall chart "Foot/ankle"

### Spare parts

29S1	hook-and-loop closure
29S2	Strap piece

Further information on accessories and spare parts is found in section 8.

### Technical data



Article number	Side	Shoe size
50S1=L35-37	left (L)	35 - 37
50S1=R35-37	right (R)	35 - 37
50S1=L37-39	left (L)	37 - 39
50S1=R37-39	right (R)	37 - 39
50S1=L39-41	left (L)	39 - 41
50S1=R39-41	right (R)	39 - 41
50S1=L41-44	left (L)	41 - 44
50S1=R41-44	right (R)	41 - 44



## Heel relief orthosis

Reference number 28F10

Heel relief orthosis from a ready-made kit, relieves the heel bone

### Features and benefits

- Ready-to-fit component kit
  - Complete orthosis can be assembled on custom basis
- Heel container
  - Can be adjusted as needed by heating and milling
- Step rubber
  - Ensures comfort by dampening the heel strike
- Pressure build-up and plantar pads
  - Incremental load increase optimises healing
- Longitudinal arch element
  - Allows customised support for the foot and relief of the calcaneus
- Physiological rollover sole
  - Allows a nearly natural gait pattern
- Sporty shoe design
  - Increases acceptance by patients
- Just three sizes
  - Minimises inventory

### Indications

- Heel bone fractures, unilateral and bilateral
- Lower ankle arthrodesis

### Modes of action

- Relieves the calcaneus
- Promotes early mobilisation
- Prevents muscular atrophy
- Supports neuromuscular functions
- Supports thrombosis prophylaxis through activation of the muscle pump
- Can shorten the period of incapacity for work

### Information material

646A328=EN	Heel relief orthosis – information for doctors
646D1284=EN_HQ	Heel relief orthosis – product brief
646D145=GB	Information material
646F290=GB	Anatomical wall chart "Foot/ankle"

### Technical data



Article number	For size	Side	Shoe size
28F10=S	S	both sides	36 - 41
28F10=M	M	both sides	42 - 46
28F10=L	L	both sides	47 - 50



## Infinity Air Walker, low

Reference number 50S23

Immobilisation orthosis with short socket and integrated pump, immobilises the foot/ankle region

### Features and benefits

- Fully integrated air pump
  - Tool-free adjustment provides the desired level of compression and stability
- Anti-shock sole
  - Protects the joints and enhances wearer comfort
- Closed frame construction
  - Offers sufficient functional stability
- Non-slip sole
  - For safety when walking
- Wide footbed
  - Offers room for swelling and bandages
- Toe protector
  - Protects against frontal impacts
- Breathable structure
  - Permits air circulation to the liner and promotes patient comfort
- Slatted socket design
  - Prevents pressure sores on the thigh

### Indications

- Distal fibula fracture
- Stable forefoot, metatarsal and/or ankle fractures
- Exostosis treatment for hallux valgus
- Soft tissue injury of the foot

### Modes of action

- Immobilises the foot/ankle area
- Promotes the reduction of oedemas and haematomas with targeted compression

### Technical data



Article number	For size	Side	Shoe size	Height
50S23=S	S	both sides	36 – 38	23,0 cm
50S23=M	M	both sides	39 – 42	25,0 cm
50S23=L	L	both sides	43 – 46	26,0 cm
50S23=XL	XL	both sides	47+	30,0 cm

### Information material

646F290=GB Anatomical wall chart "Foot/ankle"

### Spare parts

29S45	Night cover for Walker
29S192	Replacement liner for Infinity Air Walker, low
29S39	Rain cover for Walker, low

Further information on accessories and spare parts is found in section 8.

# Foot and ankle



## Infinity Air Walker, high

Reference number 50S19

Immobilisation orthosis with long socket and integrated pump, immobilises the foot/ankle region

### Features and benefits

- Lightweight
  - Comfortable to wear
- Fully integrated air pump
  - Tool-free adjustment provides the desired level of compression and stability
- Anti-shock sole
  - Protects the joints and enhances wearer comfort
- Closed frame design
  - Offers sufficient functional stability
- Non-slip sole
  - For safety when walking
- Toe protector
  - Protects against frontal impacts
- Breathable structure
  - Allows air to circulate to the liner and promotes patient comfort
- Slatted socket design
  - Prevents pressure sores on the thigh

### Indications

- Distal fibula fracture
- Stable forefoot, metatarsal and/or ankle fractures
- Ankle sprain (distortion)
- Soft tissue injury of the foot
- Achilles tendon tear (rupture)

### Modes of action

- Immobilises the foot/ankle area
- Promotes the reduction of oedemas and haematomas with targeted compression

### Information material

646F290=GB Anatomical wall chart "Foot/ankle"

### Spare parts

29S35	Heel wedges in 15°/30° for Walker, high
29S47	Heel wedges for Walker, high
29S45	Night cover for Walker
29S191	Replacement liner for Infinity Air Walker, high
29S38	Rain cover for Walker, high

Further information on accessories and spare parts is found in section 8.

### Technical data



Article number	For size	Side	Shoe size	Height
50S19=S	S	both sides	36 – 38	38,0 cm
50S19=M	M	both sides	39 – 42	42,0 cm
50S19=L	L	both sides	43 – 46	45,0 cm
50S19=XL	XL	both sides	47+	47,0 cm



## Malleo Immobil Air Walker, low

Reference number 50S14-1

Immobilisation orthosis with short socket and integrated pump, immobilises the foot/ankle region

### Features and benefits

- Integrated pump
  - Adjustment of compression and stability to the desired level
- Pleasantly soft padding
  - High wearer comfort
- Hook-and-loop closures
  - Easy to adjust
- Rounded rollover sole
  - Ensures a physiological, harmonious gait pattern

### Information material

646F290=GB Anatomical wall chart "Foot/ankle"

### Spare parts

29S45	Night cover for Walker
29S39	Rain cover for Walker, low
29S143	Replacement liner for Malleo Immobil Air Walker, low

Further information on accessories and spare parts is found in section 8.

### Indications

- Distal fibula fracture
- Stable forefoot, metatarsal and/or ankle fractures
- Exostosis treatment for hallux valgus
- Soft tissue injury of the foot

### Modes of action

- Immobilises the foot/ankle area
- Promotes the reduction of oedemas and haematomas with targeted compression

### Technical data



Article number	For size	Side	Height	Shoe size
50S14-1=S	S	both sides	27,0 cm	31 - 35
50S14-1=M	M	both sides	27,0 cm	36 - 42
50S14-1=L	L	both sides	27,5 cm	43 - 45
50S14-1=XL	XL	both sides	27,5 cm	46 - 50

# Foot and ankle



## Malleo Immobil Air Walker, high

Reference number 50S12-1

Immobilisation orthosis with long socket and integrated pump, immobilises the foot/ankle region

### Features and benefits

- Integrated pump
  - Adjustment of compression and stability to the desired level
- Pleasantly soft padding
  - High wearer comfort
- Hook-and-loop closures
  - Easy to adjust
- Rounded rollover sole
  - Ensures a physiological, harmonious gait pattern

### Information material

646F290=GB Anatomical wall chart "Foot/ankle"

### Spare parts

29S35	Heel wedges in 15°/30° for Walker, high
29S47	Heel wedges for Walker, high
29S45	Night cover for Walker
29S38	Rain cover for Walker, high
29S142	Replacement liner for Malleo Immobil Air Walker, high

Further information on accessories and spare parts is found in section 8.

### Indications

- Distal fibula fracture
- Stable forefoot, metatarsal and/or ankle fractures
- Ankle sprain (distortion)
- Soft tissue injury of the foot
- Achilles tendon tear (rupture)

### Modes of action

- Immobilises the foot/ankle area
- Promotes the reduction of oedemas and haematomas with targeted compression

### Technical data



Article number	For size	Height	Shoe size
50S12-1=S	S	38,0 cm	31 - 35
50S12-1=M	M	42,0 cm	36 - 42
50S12-1=L	L	42,5 cm	43 - 45
50S12-1=XL	XL	42,5 cm	46 - 50



## Malleo Immobil night splint

Reference number 50S20-1

Universal immobilisation orthosis with hook-and-loop closure/clip fastener system, positions the foot in slight dorsal extension

### Features and benefits

- Hook-and-loop closure/clip fastener system
  - Easy to adapt
- Low weight
  - High wearer comfort
- Washable pads and straps
  - Easy to care for and highly hygienic

### Indications

- Tendon extensions in the calf musculature
- Functional contracted talipes equinus
- Inflammation of the plantar tendon (plantar fasciitis)
- Tendinopathy
- Irritation of the Achilles tendon

### Modes of action

- Positions the foot in slight dorsiflexion
- Prevents plantar flexion

### Technical data



Article number	For size	Side	Shoe size
50S20-1=S	S	both sides	Up to 37
50S20-1=M	M	both sides	38-42
50S20-1=L	L	both sides	From 43

### Information material

646F290=GB Anatomical wall chart "Foot/ankle"






















# Knee

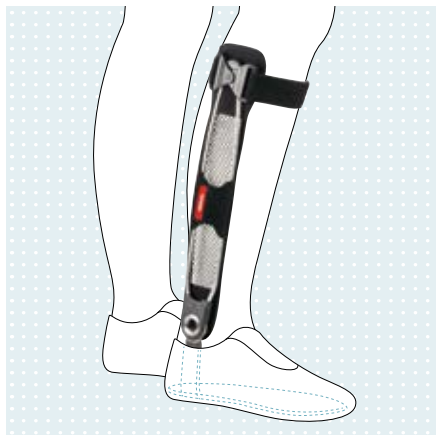


Visit [www.ottobock.com](http://www.ottobock.com) to obtain up-to-date product information at any time.

# Knee

## Product overview

Ref. number	Product name	Image	Short description	Page
50K4	Agilium Freestep Classic		Knee brace for osteoarthritis that counteracts the forces of varus/valgus malposition	27
50K4-1	Agilium Freestep 2.0		Knee OA brace for relieving the affected knee compartment; counteracts the forces of varus/valgus malposition.	28
50K324	Agilium Reactive		Knee brace with the conventional three-point principle to treat medial or lateral osteoarthritis of the knee	29
50K6	Agilium Patella		Knee brace for the treatment of retropatellar osteoarthritis, dynamically realigns the patella at the relevant flexion angle	30
50K90	Agilium Sofffit		Knee brace with fabric base body for treating patients with osteoarthritis of the knee in the medial and lateral compartments	31
8360	Genu Carezza Patella Stabilizer		Patellar tendon support with adjustable strap system, stabilises the patella and reduces patellar lateralisation as well as pressure on the patella	32
8320N	Patella Pro		Patellar re-alignment brace, dynamically guides the patella in all relevant flexion angles	33
50K15	Genu Sensa		Knee support made of three-dimensional flat-knitted fabric, relieves the knee and continuously optimises soft tissue compression	34
8356	Genu Direxa		Knee stabilisation brace with narrow aluminium splints and polycentric joints, improves neuromuscular function	35
8353	Genu Direxa, open		Open knee stabilisation brace with narrow aluminium splints and polycentric joints, improves neuromuscular function	36
8359	Genu Direxa Stable		Knee stabilisation brace with wide aluminium splints and adjustable polycentric joints for incremental extension and flexion limitation, improves neuromuscular function	37
8368	Genu Direxa Stable, open		Open knee stabilisation brace with wide aluminium splints and adjustable polycentric joints for incremental extension and flexion limitation, improves neuromuscular function	38
50K13	Genu Arexa		Knee stabilisation brace with close-fitting frame and anatomically mouldable plastic shells, guides and stabilises the knee joint in all planes with the option of movement limitation	39
50K30	Xeleton		Knee stabilisation brace with close-fitting frame and robust functional elements, guides and stabilises the knee joint in all planes with the option of movement limitation	40
8060	Genu Immobil 0°		Knee brace with lateral and medial side element featuring variable attachment, immobilises the knee joint at a flexion angle of 0°	42
8065	Genu Immobil Vario		ROM knee brace with aluminium splints for immobilisation and gradual buildup of movement with flexion and extension limits at various degrees	43
8066	Genu Immobil Vario T		ROM knee brace with length-adjustable aluminium splints for immobilisation and gradual buildup of movement with flexion and extension limits at various degrees	44



## Agilium Freestep Classic

Reference number 50K4

Knee brace for osteoarthritis that counteracts the forces of varus/valgus malposition

### Features and benefits

- Lightweight
  - High wearer comfort
- Slim design
  - Inconspicuous under clothing
- Trimable sole
  - Straightforward adaptation
- Comfortable to wear in a shoe
  - Easy to handle, no slipping on the leg

### Indications

- Unicompartmental osteoarthritis of the knee (medial or lateral)

### Modes of action

- Reduces the forces that develop in the knee joint by limiting eversion of the foot in the ankle joint
- Can increase mobility
- Can relieve pain

### Information material

646D1373=EN_INT	Agilium line information for practitioners
646D1155=EN	Osteoarthritis of the knee patient guide
646D1229=EN_HQ	Clinically proven advantages - Agilium line
646D1026=EN	Study on the use of ankle-foot orthoses for osteoarthritis

### Spare parts

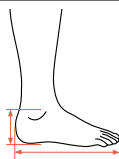
29K309	Mesh fabric for Agilium Freestep Classic
29K310	Customisable strap for Agilium Freestep Classic
29K311	Strap pad for Agilium Freestep Classic
29K312	Spare set of screws for Agilium Freestep Classic

### Accessories

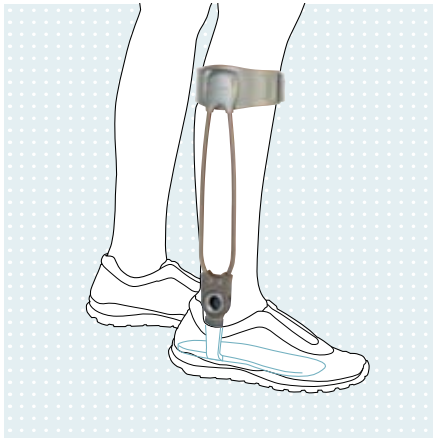
50T1	Agilium Freestep Classic FIT KIT
------	----------------------------------

Further information on accessories and spare parts is found in section 8.

### Technical data



Article number	Side	Outer joint height	Shoe size	Orthosis version
50K4=L36-39	left (L)	68 mm	36-39	Lateral orthosis
50K4=L36-39-LG	left (L)	68 mm	36-39	Medial orthosis
50K4=R36-39	right (R)	68 mm	36-39	Lateral orthosis
50K4=R36-39-LG	right (R)	68 mm	36-39	Medial orthosis
50K4=L39-42	left (L)	78 mm	39-42	Lateral orthosis
50K4=L39-42-LG	left (L)	78 mm	39-42	Medial orthosis
50K4=R39-42	right (R)	78 mm	39-42	Lateral orthosis
50K4=R39-42-LG	right (R)	78 mm	39-42	Medial orthosis
50K4=L42-45	left (L)	88 mm	42-45	Lateral orthosis
50K4=L42-45-LG	left (L)	88 mm	42-45	Medial orthosis
50K4=R42-45	right (R)	88 mm	42-45	Lateral orthosis
50K4=R42-45-LG	right (R)	88 mm	42-45	Medial orthosis
50K4=L45-48	left (L)	98 mm	45-48	Lateral orthosis
50K4=L45-48-LG	left (L)	98 mm	45-48	Medial orthosis
50K4=R45-48	right (R)	98 mm	45-48	Lateral orthosis
50K4=R45-48-LG	right (R)	98 mm	45-48	Medial orthosis



## Agilium Freestep 2.0

Reference number 50K4-1

Knee OA brace for relieving the affected knee compartment; counteracts the forces of varus/valgus malposition.

### Features and benefits

- Auto-adaptive calf band
  - Improves firm fit
- Low weight
  - High wearer comfort
- Slim design
  - Inconspicuous under clothing
- Can be worn like a shoe
  - Easy to handle, no slipping on the leg

### Indications

- Defects or deformation of the limbs
- Preoperative: to check the indication for a valgising corrective osteotomy for varus osteoarthritis of the knee (brace test)
- Postoperative: after procedures in the cartilage structure and meniscus surgery requiring unilateral relief

### Modes of action

- for the lateral orthosis – medial osteoarthritis of the knee
  - Reduces eversion of the foot in the lower ankle joint in patients with medial osteoarthritis of the knee
  - Reduces the varising moment (medial osteoarthritis of the knee)
- for the medial orthosis – lateral osteoarthritis of the knee
  - Reduces inversion of the foot in the lower ankle joint in patients with lateral osteoarthritis of the knee
  - Reduces the valgising moment (lateral osteoarthritis of the knee)
  - Relieves the lateral compartment in patients with lateral osteoarthritis of the knee

### Information material

646D1373=EN_INT	Agilium line information for practitioners
646D1229=EN_HQ	Clinically proven advantages - Agilium line
646D1155=EN	Osteoarthritis of the knee patient guide
646F106=GB	Anatomical wall chart "The knee"

### Spare parts

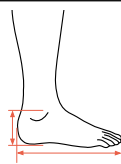
29K269	Spare set of screws for Agilium Freestep 2.0
29K270	Spare set of pads Agilium Freestep 2.0

### Accessories

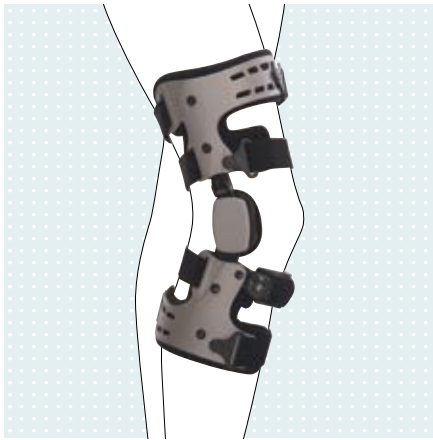
50T2	Agilium Freestep 2.0 FIT KIT
------	------------------------------

Further information on accessories and spare parts is found in section 8.

### Technical data



Article number	For size	Side	Outer joint height	Orthosis version
50K4=L-S-1	S	left (L)	68 mm	Lateral orthosis
50K4=L-S-1-LG	S	left (L)	68 mm	Medial orthosis
50K4=R-S-1	S	right (R)	68 mm	Lateral orthosis
50K4=R-S-1-LG	S	right (R)	68 mm	Medial orthosis
50K4=L-M-1	M	left (L)	78 mm	Lateral orthosis
50K4=L-M-1-LG	M	left (L)	78 mm	Medial orthosis
50K4=R-M-1	M	right (R)	78 mm	Lateral orthosis
50K4=R-M-1-LG	M	right (R)	78 mm	Medial orthosis
50K4=L-L-1	L	left (L)	88 mm	Lateral orthosis
50K4=L-L-1-LG	L	left (L)	88 mm	Medial orthosis
50K4=R-L-1	L	right (R)	88 mm	Lateral orthosis
50K4=R-L-1-LG	L	right (R)	88 mm	Medial orthosis
50K4=L-XL-1	XL	left (L)	98 mm	Lateral orthosis
50K4=L-XL-1-LG	XL	left (L)	98 mm	Medial orthosis
50K4=R-XL-1	XL	right (R)	98 mm	Lateral orthosis
50K4=R-XL-1-LG	XL	right (R)	98 mm	Medial orthosis



## Agilium Reactive

Reference number 50K324

Knee brace with the conventional three-point principle to treat medial or lateral osteoarthritis of the knee

### Features and benefits

- Universal size and autoadaptive elements
  - Easy treatment
- Low weight and BOA closure in the calf area
  - High wearer comfort
- Knee-influencing effect
  - Pain-reducing effect

### Indications

- Osteoarthritis of the knee in the medial or lateral compartment

### Modes of action

- Relieves the medial or lateral knee compartment
- Reduces the varus or valgus moment
- Improves mobility
- Can relieve pain

### Information material

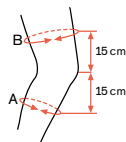
646D1373=EN_INT	Agilium line information for practitioners
646D1229=EN_HQ	Clinically proven advantages - Agilium line
646D1155=EN	Osteoarthritis of the knee patient guide
646F106=GB	Anatomical wall chart "The knee"

### Spare parts

29K317	Strap- and padding set Agilium Reactive
29K316	Pad and tibia pad for Agilium Reactive

Further information on accessories and spare parts is found in section 8.

### Technical data



Article number	For size	Side	Colour	Lower leg circumference A	Thigh circumference B
50K324=L-1	Universal	left (L)	Grey	30 - 60 cm	39 - 80 cm
50K324=R-1	Universal	right (R)	Grey	30 - 60 cm	39 - 80 cm



## Agilium Patella

Reference number 50K6

Knee brace for the treatment of retropatellar osteoarthritis, dynamically realigns the patella at the relevant flexion angle

### Features and benefits

- Padded patella support
  - Very comfortable even for users with a sensitive patella
- Dynamic patellar realignment
  - Precise patellar tracking at all relevant flexion angles
- Hook-and-loop and ratchet settings
  - Can be adjusted to each individual patient's requirements
- Close-fitting, inconspicuous and lightweight design
  - Easy to wear under clothing, highly suited to everyday use
- Quick-release closures and donning aids
  - Easy to apply and remove
- Breathable textile material with unique Vector-Grip effect
  - High level of wearer comfort without slippage
- Initial adaptation in a few steps
  - Can be adapted to the patient quickly and easily

### Indications

- Joint wear behind the patella (retropatellar osteoarthritis)

### Modes of action

- Dynamically realigns the patella at the relevant flexion angle
- Reduces patellar lateralisation
- Relieves pressure on the patella
- Relieves the knee joint and activates musculature
- Improves proprioception
- Supports sensorimotor function
- Improves circulation
- Promotes the reduction of oedemas and haematomas
- Can relieve pain

### Information material

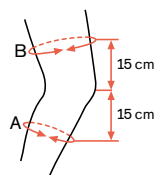
646D1373=EN_INT	Agilium line information for practitioners
646D1229=EN_HQ	Clinically proven advantages - Agilium line
646D1155=EN	Osteoarthritis of the knee patient guide
646F106=GB	Anatomical wall chart "The knee"

### Spare parts

29K129	Sports cover for Patella Pro
--------	------------------------------

Further information on accessories and spare parts is found in section 8.

### Technical data



Article number	For size	Side	Lower leg circumference A	Thigh circumference B
50K6=L-XS-1	XS	left (L)	32 - 35 cm	40 - 44 cm
50K6=R-XS-1	XS	right (R)	32 - 35 cm	40 - 44 cm
50K6=L-S-1	S	left (L)	35 - 38 cm	44 - 48 cm
50K6=R-S-1	S	right (R)	35 - 38 cm	44 - 48 cm
50K6=L-M-1	M	left (L)	38 - 41 cm	48 - 52 cm
50K6=R-M-1	M	right (R)	38 - 41 cm	48 - 52 cm
50K6=L-L-1	L	left (L)	41 - 44 cm	52 - 56 cm
50K6=R-L-1	L	right (R)	41 - 44 cm	52 - 56 cm
50K6=L-XL-1	XL	left (L)	44 - 48 m	56 - 61 cm
50K6=R-XL-1	XL	right (R)	44 - 48 cm	56 - 61 cm
50K6=L-XXL-1	XXL	left (L)	48 - 52 cm	61 - 65 cm
50K6=R-XXL-1	XXL	right (R)	48 - 52 cm	61 - 65 cm



## Agilium Soffit

Reference number 50K90

Knee brace with fabric base body for treating patients with osteoarthritis of the knee in the medial and lateral compartments

### Features and benefits

- Innovative combination of materials with vector grip effect
  - High level of wearer comfort without slipping
- Has an influencing effect on the knee
  - Pain-reducing effect
- Initial adaptation requires just a few steps
  - Straightforward and fast to adjust for the patient

### Indications

- Osteoarthritis of the knee in the medial or lateral compartment

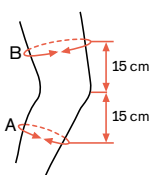
### Modes of action

- Relieves the medial or lateral knee compartment
- Reduces the varus or valgus moment
- Improves mobility
- Can relieve pain

### Information material

646D1373=EN_INT	Agilium line information for practitioners
646D1303=EN_HQ	Agilium Soffit product brief
646D1155=EN	Osteoarthritis of the knee patient guide
646F106=GB	Anatomical wall chart "The knee"

### Technical data



Article number	For size	Side	Lower leg circumference A	Thigh circumference B
50K90=L-S	S	left (L)	35-38 cm	44-48 cm
50K90=R-S	S	right (R)	35-38 cm	44-48 cm
50K90=L-M	M	left (L)	38-41 cm	48-52 cm
50K90=R-M	M	right (R)	38-41 cm	48-52 cm
50K90=L-L	L	left (L)	41-44 cm	52-56 cm
50K90=R-L	L	right (R)	41-44 cm	52-56 cm
50K90=L-XL	XL	left (L)	44-48 cm	56-61 cm
50K90=R-XL	XL	right (R)	44-48 cm	56-61 cm
50K90=L-XXL	XXL	left (L)	48-51 cm	61-67 cm
50K90=R-XXL	XXL	right (R)	48-51 cm	61-67 cm



### Information material

646F106=GB Anatomical wall chart "The knee"

## Genu Carezza Patella Stabilizer

Reference number 8360

Patellar tendon support with adjustable strap system, stabilises the patella and reduces patellar lateralisation as well as pressure on the patella

### Features and benefits

- Innovative TriTech material
  - High level of wearer comfort without slipping
- C-shaped pad is adjusted with two X-shaped straps
  - Optimised patellar stability
- Slim patellar tendon support
  - Very good for wearing under clothing and especially well-suited for everyday use

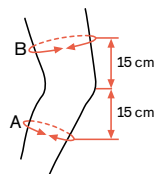
### Indications

- Patellofemoral pain syndrome
  - Chondromalacia patellae
  - Chondropathy patellae
  - Joint wear behind the patella (retropatellar osteoarthritis)
- Patellofemoral maltracking
- Patella dislocation/subluxation
- Follow-up treatment after lateral release operation

### Modes of action

- Stabilises the patella
- Reduces patellar lateralisation in trochlear dysplasia
- Relieves pressure on the patella
- Can relieve pain

### Technical data



Article number	For size	Side	Circumference A	Circumference B
8360=XXS-7	XXS	both sides	29 - 32 cm	36 - 40 cm
8360=XS-7	XS	both sides	32 - 35 cm	40 - 44 cm
8360=S-7	S	both sides	35 - 38 cm	44 - 48 cm
8360=M-7	M	both sides	38 - 41 cm	48 - 52 cm
8360=L-7	L	both sides	41 - 44 cm	52 - 56 cm
8360=XL-7	XL	both sides	44 - 48 cm	56 - 61 cm
8360=XXL-7	XXL	both sides	48 - 51 cm	61 - 67 cm





## Patella Pro

Reference number 8320N

Patellar re-alignment brace, dynamically guides the patella in all relevant flexion angles

### Features and benefits

- Proven dynamic patella re-alignment
  - Precise patellar tracking in flexion and extension
- Finely varied ratchet adjustment of the patella support
  - Can be individually adjusted to the patient in a few easy steps
- Auto-adaptive padded patella support
  - Comfortable, customised position on the patella and correct patellar tracking
- Auto-adaptive medial and lateral bar
  - Excellent adaptation to leg shape
- Slim, lightweight design combined with a breathable, unique fabric
  - Fits firmly and is easy to wear under clothing

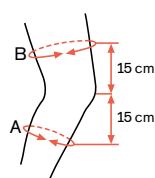
### Indications

- Patellofemoral pain syndrome
  - Chondromalacia patellae
  - Chondropathy patellae
  - Joint wear behind the patella (retropatellar osteoarthritis)
- Patellofemoral maltracking
- Joint wear behind the patella (retropatellar osteoarthritis)
- Chondromalacia patellae
- Chondropathy patellae
- Patella dislocation/subluxation
- Patellar tendon injury (lesion)
- Anterior knee pain after knee surgery, (e.g. total knee replacement, lateral release knee surgery)

### Modes of action

- Dynamically realigns the patella at the relevant flexion angle
- Reduces patellar lateralisation
- Relieves pressure on the patella
- Relieves the knee joint and activates musculature
- Improves proprioception
- Supports sensorimotor function
- Promotes the reduction of oedemas and haematomas
- Can relieve pain

### Technical data



Article number	For size	Side	Lower leg circumference A	Thigh circumference B
8320N=L-XXS	XXS	left (L)	29 - 32 cm	36 - 40 cm
8320N=R-XXS	XXS	right (R)	29 - 32 cm	36 - 40 cm
8320N=L-XS	XS	left (L)	32 - 35 cm	40 - 44 cm
8320N=R-XS	XS	right (R)	32 - 35 cm	40 - 44 cm
8320N=L-S	S	left (L)	35 - 38 cm	44 - 48 cm
8320N=R-S	S	right (R)	35 - 38 cm	44 - 48 cm
8320N=L-M	M	left (L)	38 - 41 cm	48 - 52 cm
8320N=R-M	M	right (R)	38 - 41 cm	48 - 52 cm
8320N=L-L	L	left (L)	41 - 44 cm	52 - 56 cm
8320N=R-L	L	right (R)	41 - 44 cm	52 - 56 cm
8320N=L-XL	XL	left (L)	44 - 48 cm	56 - 61 cm
8320N=R-XL	XL	right (R)	44 - 48 cm	56 - 61 cm
8320N=L-XXL	XXL	left (L)	48 - 52 cm	61 - 65 cm
8320N=R-XXL	XXL	right (R)	48 - 52 cm	61 - 65 cm

### Information material

646D1237=EN_HQ	Patella Pro – information for specialist dealers
646D1239=EN_HQ	Clinically proven advantages - Patella Pro
646D1238=EN_HQ	Patella Pro information for patients
646F106=GB	Anatomical wall chart "The knee"

### Spare parts

29K283	Patella support
29K284	Strap set for Patella Pro

### Accessories

29K129	Sports cover for Patella Pro
--------	------------------------------

Further information on accessories and spare parts is found in section 8.



## Genu Sensa

Reference number 50K15

Knee support made of three-dimensional flat-knitted fabric, relieves the knee and continuously optimises soft tissue compression

### Features and benefits

- Three-dimensional flat-knitted fabric with targeted compression zones
  - Optimum anatomical fit and excellent wearer comfort
- Patented open mesh structure in the hollow of the knee
  - Particularly soft and elastic
- Lateral and medial coil spring
  - Slight stabilising effect for the knee
- Integrated, anatomically shaped pad
  - Targeted micro-massage

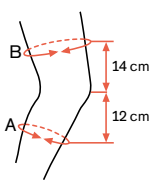
### Indications

- Knee pain without or with mild ligament laxity
  - Irritation and swelling of the knee joint
  - Tendomyopathy
  - Insertion tendinitis
  - Knee pain caused by strain
  - Soft tissue irritation following injuries/operations
  - Joint wear in the knee joint (osteoarthritis of the knee)

### Modes of action

- Continuously optimises soft tissue compression
- Activates muscular stabilisation
- Improves proprioception
- Supports sensorimotor function
- Promotes the reduction of oedemas and haematomas
- Relieves and guides the patella
- Can relieve pain

### Technical data



Article number	For size	Colour	Lower leg circumference A	Thigh circumference B
50K15=XXS-1	XXS	Grey	25 - 28 cm	35 - 38 cm
50K15=XS-1	XS	Grey	28 - 31 cm	38 - 41 cm
50K15=S-1	S	Grey	31 - 34 cm	41 - 44 cm
50K15=M-1	M	Grey	34 - 37 cm	44 - 47 cm
50K15=L-1	L	Grey	37 - 40 cm	47 - 50 cm
50K15=XL-1	XL	Grey	40 - 43 cm	50 - 53 cm
50K15=XXL-1	XXL	Grey	43 - 46 cm	53 - 56 cm
50K15=V-M-1	M	Grey	34 - 37 cm	44 - 47 cm
50K15=V-L-1	L	Grey	37 - 40 cm	47 - 50 cm
50K15=V-XL-1	XL	Grey	40 - 43 cm	50 - 53 cm
50K15=V-XXL-1	XXL	Grey	43 - 46 cm	53 - 56 cm

### Information material

646D544=EN Sensa line information for specialist dealers

646F106=GB Anatomical wall chart "The knee"



## Genu Direxa

Reference number 8356

Knee stabilisation brace with narrow aluminium splints and polycentric joints, improves neuromuscular function

### Features and benefits

- Narrow aluminium splints and polycentric joints
  - Moderate stability of the knee without limitation of movement
- Innovative TriTech material
  - High level of wearer comfort, secure fit
- Two elastic straps for optional use
  - Optimum fit for any leg shape

### Indications

- Knee pain with mild ligament laxity
  - Posttraumatic and postoperative ligament laxity and/or feeling of instability
  - Osteoarthritis of the knee with initial to moderate degenerative ligament instability and/or slight to moderate feeling of instability
  - Rheumatoid arthritis

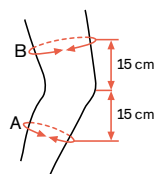
### Modes of action

- Improves neuromuscular function with targeted compression
- Relieves and stabilises the knee joint
- Improves proprioception
- Supports sensorimotor function
- Promotes the reduction of oedemas and haematomas
- Can relieve pain

### Information material

646F106=GB Anatomical wall chart "The knee"

### Technical data



Article number	For size	Side	Lower leg circumference A	Thigh circumference B
8356=XXS-7	XXS	both sides	29 - 32 cm	36 - 40 cm
8356=XS-7	XS	both sides	32 - 35 cm	40 - 44 cm
8356=S-7	S	both sides	35 - 38 cm	44 - 48 cm
8356=M-7	M	both sides	38 - 41 cm	48 - 52 cm
8356=L-7	L	both sides	41 - 44 cm	52 - 56 cm
8356=XL-7	XL	both sides	44 - 48 cm	56 - 61 cm
8356=XXL-7	XXL	both sides	48 - 51 cm	61 - 67 cm



#### Information material

646F106=GB Anatomical wall chart "The knee"

## Genu Direxa, open

Reference number 8353

Open knee stabilisation brace with narrow aluminium splints and polycentric joints, improves neuromuscular function

#### Features and benefits

- Open design
  - Easy to apply and remove
- Narrow aluminium splints and polycentric joints
  - Moderate stability of the knee without limitation of movement
- Innovative TriTech material
  - High level of wearer comfort, secure fit
- Two elastic straps for optional use
  - Optimum fit for any leg shape

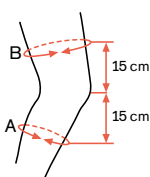
#### Indications

- Knee pain with mild ligament laxity
  - Posttraumatic and postoperative ligament laxity and/or feeling of instability
  - Osteoarthritis of the knee with initial to moderate degenerative ligament instability and/or slight to moderate feeling of instability
  - Rheumatoid arthritis

#### Modes of action

- Improves neuromuscular function with targeted compression
- Relieves and stabilises the knee joint
- Improves proprioception
- Supports sensorimotor function
- Promotes the reduction of oedemas and haematomas
- Can relieve pain

#### Technical data



Article number	For size	Side	Lower leg circumference A	Thigh circumference B
8353=XXS-7	XXS	both sides	29 - 32 cm	36 - 40 cm
8353=XS-7	XS	both sides	32 - 35 cm	40 - 44 cm
8353=S-7	S	both sides	35 - 38 cm	44 - 48 cm
8353=M-7	M	both sides	38 - 41 cm	48 - 52 cm
8353=L-7	L	both sides	41 - 44 cm	52 - 56 cm
8353=XL-7	XL	both sides	44 - 48 cm	56 - 61 cm
8353=XXL-7	XXL	both sides	48 - 51 cm	61 - 67 cm



## Genu Direxa Stable

Reference number 8359

Knee stabilisation brace with wide aluminium splints and adjustable polycentric joints for incremental extension and flexion limitation, improves neuromuscular function

### Features and benefits

- Wide aluminium splints and polycentric joints
  - Moderate stability of the knee with movement limitation in extension and flexion
- Click-2-Go system
  - Extension and flexion limits easy to adjust without tools
- Innovative TriTech material
  - High level of wearer comfort, secure fit
- Four inelastic, circular, circumferential straps
  - Optimum fit and stronger support
- Concealed joint bars
  - Suitable for contact sports

### Information material

646F106=GB Anatomical wall chart "The knee"

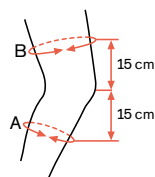
### Indications

- Knee pain with severe or complex ligament laxity
  - Cruciate ligament tear (rupture)/reconstruction (ACL and/or PCL)
  - Post-traumatic and postoperative instability
  - Collateral ligament injury
  - Joint wear in the knee joint (osteoarthritis of the knee)
  - Rheumatoid arthritis

### Modes of action

- Improves neuromuscular function with targeted compression
- Relieves, stabilises and supports the knee joint
- Prevents hyperextension of the knee joint
- Adjustable to limit the range of motion in extension and flexion (ROM):  
flexion: 0°/10°/20°/30°/45°/60°/75°/90° extension: 0°/10°/20°/30°/45°
- Improves proprioception
- Supports sensorimotor function
- Promotes the reduction of oedemas and haematomas
- Can relieve pain

### Technical data



Article number	For size	Side	Lower leg circumference A	Thigh circumference B
8359=XXS-7	XXS	both sides	29 - 32 cm	36 - 40 cm
8359=XS-7	XS	both sides	32 - 35 cm	40 - 44 cm
8359=S-7	S	both sides	35 - 38 cm	44 - 48 cm
8359=M-7	M	both sides	38 - 41 cm	48 - 52 cm
8359=L-7	L	both sides	41 - 44 cm	52 - 56 cm
8359=XL-7	XL	both sides	44 - 48 cm	56 - 61 cm
8359=XXL-7	XXL	both sides	48 - 51 cm	61 - 67 cm



### Information material

646F106=GB Anatomical wall chart "The knee"

## Genu Direxa Stable, open

Reference number 8368

Open knee stabilisation brace with wide aluminium splints and adjustable polycentric joints for incremental extension and flexion limitation, improves neuromuscular function

### Features and benefits

- Open design
  - Easy to apply and remove
- Wide aluminium splints and polycentric joints
  - Moderate stability of the knee with movement limitation in extension and flexion
- Click-2-Go system
  - Extension and flexion limits easy to adjust without tools
- Innovative TriTech material
  - High level of wearer comfort, secure fit
- Four inelastic, circular, circumferential straps
  - Optimum fit and stronger support
- Concealed joint bars
  - Suitable for contact sports

### Indications

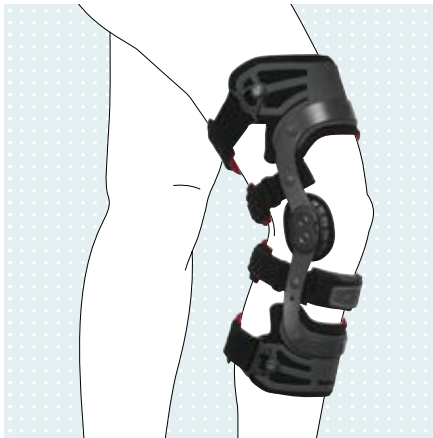
- Knee pain with severe or complex ligament laxity
  - Cruciate ligament tear (rupture)/reconstruction (ACL and/or PCL)
  - Post-traumatic and postoperative instability
  - Collateral ligament injury
  - Joint wear in the knee joint (osteoarthritis of the knee)
  - Rheumatoid arthritis

### Modes of action

- Improves neuromuscular function with targeted compression
- Relieves and stabilises the knee joint
- Prevents hyperextension of the knee joint
- Adjustable to limit the range of motion in extension and flexion (ROM):  
flexion: 0°/10°/20°/30°/45°/60°/75°/90° extension: 0°/10°/20°/30°/45°
- Improves proprioception
- Supports sensorimotor function
- Promotes the reduction of oedemas and haematomas
- Can relieve pain

### Technical data

	Article number	For size	Side	Lower leg circumference A	Thigh circumference B
	8368=XXS-7	XXS	both sides	29 - 32 cm	26 - 40 cm
	8368=XS-7	XS	both sides	32 - 35 cm	40 - 44 cm
	8368=S-7	S	both sides	35 - 38 cm	44 - 48 cm
	8368=M-7	M	both sides	38 - 41 cm	48 - 52 cm
	8368=L-7	L	both sides	41 - 44 cm	52 - 56 cm
	8368=XL-7	XL	both sides	44 - 48 cm	56 - 61 cm
	8368=XXL-7	XXL	both sides	48 - 51 cm	61 - 67 cm



## Genu Arexa

Reference number 50K13

Knee stabilisation brace with close-fitting frame and anatomically mouldable plastic shells, guides and stabilises the knee joint in all planes with the option of movement limitation

### Features and benefits

- Click-2-Go System
  - Extension and flexion limits easy to adjust without tools
- Auto-adaptive plastic shells
  - Excellent adaptation to leg shape
- Anatomically shaped shin pad can be adjusted in height if needed (e.g. after surgery)
  - Secure relief for the sensitive tibia region
- Close-fitting frame made of highstrength aluminium alloy
  - Highest stability and torsional stiffness for everyday activities
- Applied from the front
  - Easy, pain-free application and removal even if movement is impaired
- Pre-adjusted straps and padding (“ready to fit”)
  - Can be adapted to the patient quickly and easily

### Indications

- Knee pain with severe or complex ligament laxity
  - Cruciate ligament tear (rupture)/reconstruction (ACL and/or PCL)
  - Post-traumatic and postoperative instability
  - Collateral ligament injury
- Joint wear in the knee joint (osteoarthritis of the knee)
- Rheumatoid arthritis

### Modes of action

- Guides and stabilises the knee joint in all planes
- Limits anterior and posterior drawer sign
- Reduces collateral instability
- Adjustable to limit the range of motion in extension and flexion (ROM):  
flexion: 0°/10°/20°/30°/45°/60°/75°/90° extension: 0°/10°/20°/30°/45°
- Prevents hyperextension of the knee joint

### Information material

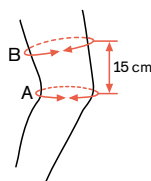
646D1330=EN_HQ	Genu Arexa product brief
646D1328=EN_HQ	Genu Arexa information for physicians
646D1329=EN_HQ	Genu Arexa information for patients
646F514=EN_HQ	Genu Move exercise programme
646F106=GB	Anatomical wall chart “The knee”

### Spare parts

29K110	Service set for Genu Arexa
--------	----------------------------

Further information on accessories and spare parts is found in section 8.

### Technical data



Article number	For size	Side	Knee circumference A	Thigh circumference B
50K13=L-S	S	left (L)	32 - 37 cm	39 - 46 cm
50K13=R-S	S	right (R)	32 - 37 cm	39 - 46 cm
50K13=L-M	M	left (L)	37 - 41 cm	46 - 53 cm
50K13=R-M	M	right (R)	37 - 41 cm	46 - 53 cm
50K13=L-L	L	left (L)	41 - 46 cm	53 - 61 cm
50K13=R-L	L	right (R)	41 - 46 cm	53 - 61 cm
50K13=L-XL	XL	left (L)	46 - 50 cm	61 - 69 cm
50K13=R-XL	XL	right (R)	46 - 50 cm	61 - 69 cm
50K13=L-XXL	XXL	left (L)	50 - 56 cm	69 - 79 cm
50K13=R-XXL	XXL	right (R)	50 - 56 cm	69 - 79 cm



## Xeleton

Reference number 50K30

Knee stabilisation brace with close-fitting frame and robust functional elements, guides and stabilises the knee joint in all planes with the option of movement limitation

### Features and benefits

- Click-2-go system
  - Extension and flexion limits easy to adjust without tools
- Independently movable calf strap
  - Secure fit
- Anatomically shaped shin pad
  - Secure relief for the sensitive tibia region
- Close-fitting frame made of a highstrength aluminium alloy with robust functional elements
  - High stability and torsional stiffness in everyday use and sports
- Standard and long versions available
  - Excellent fit

### Information material

646F106=GB Anatomical wall chart "The knee"

### Spare parts

29K182	Service set for Xeleton
29K191	Service set for Xeleton for CI instabilities
29K192	Service set for Xeleton for PCL instabilities
29K193	Undergarment for Xeleton
29K194	Cover for Xeleton

Further information on accessories and spare parts is found in section 8.

### Indications

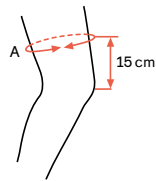
- Knee pain with severe or complex ligament laxity
  - Cruciate ligament tear (rupture)/reconstruction (ACL and/or PCL)
  - Post-traumatic and postoperative instability
  - Collateral ligament injury
- Joint wear in the knee joint (osteoarthritis of the knee)
- Rheumatoid arthritis

### Modes of action

- Guides and stabilises the knee joint in all planes
- Limits anterior and posterior drawer sign
- Reduces collateral instability
- Adjustable to limit the range of motion in extension and flexion (ROM): flexion: 0°/10°/20°/30°/45°/60°/75°/90° extension: 0°/10°/20°/30°/45°
- Prevents hyperextension of the knee joint



## Technical data



Article number	For size	Side	Body height	Transfemoral circumference A	Orthosis version
50K30=L-XS-7-1	XS	left (L)	> 1,83 m	33 – 39 cm	long
50K30=R-XS-7-1	XS	right (R)	> 1,83 m	33 – 39 cm	long
50K30=L-XS-7-2	XS	left (L)	< 1,83 m	33 – 39 cm	short
50K30=R-XS-7-2	XS	right (R)	< 1,83 m	33 – 39 cm	short
50K30=L-S-7-1	S	left (L)	> 1,83 m	39 – 47 cm	long
50K30=R-S-7-1	S	right (R)	> 1,83 m	39 – 47 cm	long
50K30=L-S-7-2	S	left (L)	< 1,83 m	39 – 47 cm	short
50K30=R-S-7-2	S	right (R)	< 1,83 m	39 – 47 cm	short
50K30=L-M-7-1	M	left (L)	> 1,83 m	47 – 53 cm	long
50K30=R-M-7-1	M	right (R)	> 1,83 m	47 – 53 cm	long
50K30=L-M-7-2	M	left (L)	< 1,83 m	47 – 53 cm	short
50K30=R-M-7-2	M	right (R)	< 1,83 m	47 – 53 cm	short
50K30=L-L-7-1	L	left (L)	> 1,83 m	53 – 60 cm	long
50K30=R-L-7-1	L	right (R)	> 1,83 m	53 – 60 cm	long
50K30=L-L-7-2	L	left (L)	< 1,83 m	53 – 60 cm	short
50K30=R-L-7-2	L	right (R)	< 1,83 m	53 – 60 cm	short
50K30=L-XL-7-1	XL	left (L)	> 1,83 m	60 – 67 cm	long
50K30=R-XL-7-1	XL	right (R)	> 1,83 m	60 – 67 cm	long
50K30=L-XL-7-2	XL	left (L)	< 1,83 m	60 – 67 cm	short
50K30=R-XL-7-2	XL	right (R)	< 1,83 m	60 – 67 cm	short
50K30=L-XXL-7-1	XXL	left (L)	> 1,83 m	67 – 75 cm	long
50K30=R-XXL-7-1	XXL	right (R)	> 1,83 m	67 – 75 cm	long
50K30=L-XXL-7-2	XXL	left (L)	< 1,83 m	67 – 75 cm	short
50K30=R-XXL-7-2	XXL	right (R)	< 1,83 m	67 – 75 cm	short
50K30=L-XXXL-7-1	XXXL	left (L)	> 1,83 m	75 – 81 cm	long
50K30=R-XXXL-7-1	XXXL	right (R)	> 1,83 m	75 – 81 cm	long
50K30=L-XXXL-7-2	XXXL	left (L)	< 1,83 m	75 – 81 cm	short
50K30=R-XXXL-7-2	XXXL	right (R)	< 1,83 m	75 – 81 cm	short



### Information material

646F106=GB Anatomical wall chart "The knee"

## Genu Immobil 0°

Reference number 8060

Knee brace with lateral and medial side element featuring variable attachment, immobilises the knee joint at a flexion angle of 0°

### Features and benefits

- Lateral and medial side element featuring variable attachment
  - Individually adaptable to the leg circumference
- Hook-and-loop functional elements
  - Adaptable without the use of tools
- Available in four lengths
  - Optimum patient-friendly fitting
- Optional cooling pad holder
  - Straightforward cooling of the knee is possible

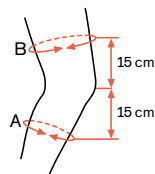
### Indications

- Postoperative and posttraumatic immobilisation of the knee joint
  - Injury of the knee joint
  - Knee ligament injuries and grafts

### Modes of action

- Immobilises the knee joint at 0° flexion angle
- Reduces collateral instability

### Technical data



Article number	For size	Length	Lower leg circumference A	Thigh circumference B
8060=S-7	S	40 cm	35 - 55 cm	42 - 62 cm
8060=M-7	M	50 cm	40 - 60 cm	48 - 68 cm
8060=L-7	L	60 cm	42 - 62 cm	52 - 72 cm
8060=XL-7	XL	70 cm	45 - 65 cm	55 - 75 cm



## Genu Immobil Vario

Reference number 8065

ROM knee brace with aluminium splints for immobilisation and gradual buildup of movement with flexion and extension limits at various degrees

### Features and benefits

- Aluminium splints and ROM joints
  - Knee stability and movement limitation in extension and flexion
- Adjustable mobilisation in 10° increments
  - Straightforward follow-up treatment, easy to adjust
- Hook-and-loop functional elements
  - Adaptable without the use of tools
- Soft, washable and dirt-resistant pads
  - Very comfortable

### Information material

646F106=GB Anatomical wall chart "The knee"

### Indications

- Postoperative and posttraumatic immobilisation of the knee joint
  - Injury of the knee joint
  - Knee ligament injuries and grafts
- Injury of the knee joint
- Knee ligament injuries and grafts
- Patella dislocation

### Modes of action

- Immobilises the knee joint in adjustable positions (ROM), flexion: 0° to 120°, extension: 0° to 90°
- Allows early mobilisation of the patient through gradual increases in range of motion in 10° increments
- Stabilises the capsular ligaments in the knee joint

### Technical data

	Article number	For size	Length	Lower leg circumference A	Thigh circumference B
	8065=7	Universal	55 cm	Max. 52 cm	Max. 70 cm



**Information material**

646F106=GB Anatomical wall chart "The knee"

## Genu Immobil Vario T

Reference number 8066

ROM knee brace with length-adjustable aluminium splints for immobilisation and gradual buildup of movement with flexion and extension limits at various degrees

**Features and benefits**

- Length-adjustable telescoping splints made of aluminium
  - Individually adaptable to leg length
- Aluminium splints and ROM joints
  - Knee stability and movement limitation in extension and flexion
- Adjustable mobilisation in 10° increments
  - Straightforward follow-up treatment, easy to adjust
- Hook-and-loop functional elements
  - Adaptable without the use of tools
- Soft, washable and dirt-resistant pads
  - Very comfortable

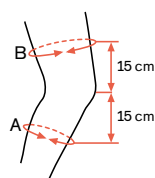
**Indications**

- Postoperative and posttraumatic immobilisation of the knee joint
  - Injury of the knee joint
  - Knee ligament injuries and grafts
- Injury of the knee joint
- Knee ligament injuries and grafts
- Patella dislocation

**Modes of action**

- Immobilises the knee joint in adjustable positions (ROM), flexion: 0° to 120°, extension: 0° to 90°
- Allows early mobilisation of the patient through gradual increases in range of motion in 10° increments
- Stabilises the capsular ligaments in the knee joint

**Technical data**




Article number	For size	Length	Lower leg circumference A	Thigh circumference B
8066=7	Universal	55 - 64 cm	Max. 52 cm	Max. 70 cm





# Hip




3



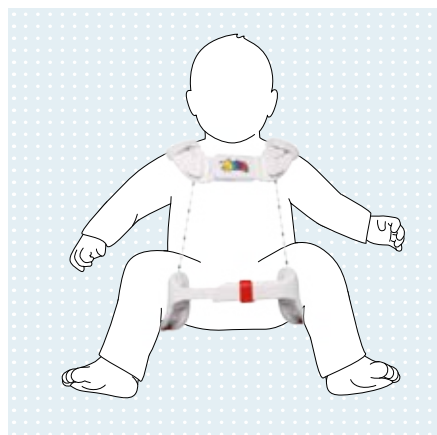
Visit [www.ottobock.com](http://www.ottobock.com) to obtain up-to-date product information at any time.

# Hip

## Product overview

Ref. number	Product name	Image	Short description	Page
28L10	Tübingen hip flexion and abduction orthosis		Hip orthosis according to Professor Bernau for maturation of hip joints in infants (1 to 12 months)	49
28L8	Lörrach hip abduction orthosis		Hip orthosis with thigh shells featuring articulated attachment, for maturation of the hip joints in infants (1 to 12 months)	50
28L20	Hip abduction orthosis		Hip abduction orthosis according to John and Korn, positions the hip joints according to Hoffmann-Daimler principle in children aged 6 to 18 months	51





## Tübingen hip flexion and abduction orthosis

Reference number 28L10

Hip orthosis according to Professor Bernau for maturation of hip joints in infants (1 to 12 months)

### Features and benefits

- The thigh shells are connected to the shoulder harness with two beaded cords
  - Secure positioning of the hips in natural spread-squat position
- Beaded cords with coloured markings, spreader bar with scale
  - Individual and reproducible flexion and abduction settings
- Straightforward closure technology
  - Secure and uncomplicated application
- Frontal hook-and-loop closure and shoulder pad can be removed completely and replaced with enclosed extra components
  - Cleaning of components that are susceptible to dirt without interrupting therapy
- Waterproof and resistant to salt water
  - Easy to clean and suitable for everyday use

### Indications

- Hip dysplasia without instability (children aged up to 12 months) – hip types IIa, IIb and IIc, stable according to Graf

### Modes of action

- Positions the hip joints in the proven spread-squat position with flexion of over 90° and moderate abduction of 30° to 45°

### Information material

646A312=EN	Tübingen hip flexion and abduction orthosis information for doctors
646H20=EN_INT	Tübingen hip flexion and abduction orthosis information for parents
646D579=ALL_INT	Tübingen hip flexion and abduction orthosis brief information for parents

### Spare parts

29Y191	Beaded cord for Tübingen hip flexion and abduction orthosis
29L99-1	Shoulder pad set for Tübingen hip flexion and abduction orthosis
29L95	Shoulder harness closure for Tübingen hip flexion and abduction orthosis
29L106	Textile cover for thigh shells for Tübingen hip flexion and abduction orthosis

Further information on accessories and spare parts is found in section 8.

### Technical data

Article number	For size	Age of infant
28L10=S	S	Approx. 1 month
28L10=M	M	Approx. 2–5 months
28L10=L	L	Approx. 6–12 months



## Lörrach hip abduction orthosis

Reference number 28L8

Hip orthosis with thigh shells featuring articulated attachment, for maturation of the hip joints in infants (1 to 12 months)

### Features and benefits

- Thigh shells with articulated attachment
  - Controlled, physiological motion is possible
- Adjustable shoulder support
  - Individual adjustment of hip flexion
- Adjustable threaded spindle
  - Continuously variable hip abduction setting

### Indications

- Hip dysplasia without instability (children aged up to 12 months) – hips up to type IIIa according to Graf

### Modes of action

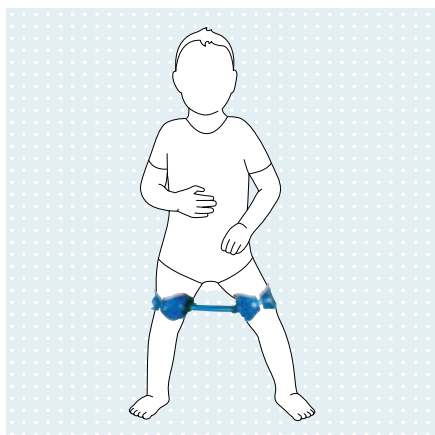
- Positions the hip joints in the proven spread-squat position with flexion of over 90° and moderate abduction of 30° to 45°

### Information material

646D37 Lörrach hip abduction orthosis information for parents

### Technical data

Article number	Size (selection)	Thigh circumference
28L8=3	3	18 cm
28L8=2	2	22 cm
28L8=1	1	26 cm
28L8=0	0	30 cm



## Hip abduction orthosis

Reference number 28L20

Hip abduction orthosis according to John and Korn, positions the hip joints according to Hoffmann-Daimler principle in children aged 6 to 18 months

### Features and benefits

- Width-adjustable, anatomically shaped thigh shells
  - Adaptation to various leg circumferences
- Thigh shells are connected by robust ball and socket joints
  - High stability with maximum simultaneous freedom of movement
- Adjustable abduction unit
  - Allows for precise adjustment of abduction

### Indications

- Hip dysplasia without instability (children aged 6 to 18 months) – type IIb hips according to Graf
- Residual dysplasia after conservative treatment of hip dislocations (children aged 6 to 18 months)

### Modes of action

- Positions the hip joints according to the Hoffmann-Daimler principle

### Technical data

Article number	For size
28L20	Universal


### Information material

646D46 Hip Abduction Orthosis information for parents

### Spare parts

29L103 Abduction unit for hip abduction orthosis

Further information on accessories and spare parts is found in section 8.





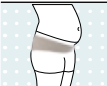


















# Pelvis, back and torso








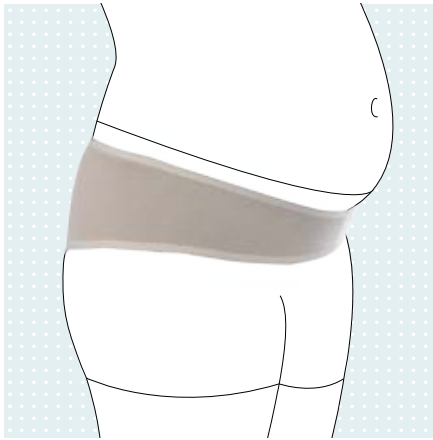
Visit [www.ottobock.com](http://www.ottobock.com) to obtain up-to-date product information at any time.

# Pelvis, back and torso

## Product overview

Ref. number	Product name	Image	Short description	Page
1041	Symphysis support		Support made of soft, elastic material for stabilising the symphysis	56
50R236	Smartspine SI Support		Brace for stabilising the pelvic girdle, immobilises the sacroiliac joint and symphysis	57
50R10	Lumbo Sensa		Lumbar support made of three-dimensional flat-knitted fabric, supports sensorimotor function and activates muscular stabilisation	58
50R11	Lumbo Sensa Women		Waisted lumbar support made of three-dimensional flat-knitted fabric, supports sensorimotor function and activates muscular stabilisation	59
50R40	Lumbo Carezza		Lumbar brace with 24 cm dorsal height, supports sensorimotor function and activates muscular stabilisation	60
50R50	Lumbo Direxa		Lumbar brace with 24 cm dorsal height, supports sensorimotor function and activates muscular stabilisation	61
50R51	Lumbo Direxa Women		Waisted lumbar brace with 24 cm dorsal height, supports sensorimotor function and activates muscular stabilisation	62
50R54	Lumbo Direxa Stable		Lumbar brace with 28 cm dorsal height, supports sensorimotor function and activates muscular stabilisation	63
50R233	Smartspine LSO low		Lumbar brace with pulley system and 25 cm dorsal height, relieves the lumbar spine with optimum compression	64
50R30N	Lumbo TriStep		Bridging brace with mobilisation function in three phases, supports sensorimotor function and activates muscular stabilisation	65
50R235	Smartspine LSO standard		Lumbar brace with pulley system and 36 cm dorsal height, relieves the lumbar spine with optimum compression	66
6005	Dorso Direxa Basic		Back support with two metal coil springs, supports sensorimotor function and activates muscular stabilisation	67
50R52	Lumbo Direxa High		Lumbar brace with 32 cm dorsal height, supports sensorimotor function and activates muscular stabilisation	68
50R232	Smartspine LSO high		Lumbar brace with pulley system and 36-39 cm dorsal height, additional front and side pads, relieves the lumbar spine with optimum compression	69
50R49	Dorso Carezza Posture		Thoracic brace with coil springs, supports sensorimotor function and activates muscular straightening of the torso	70
50R59	Dorso Direxa Posture		Thoracic-lumbar brace with two metal rods and two plastic stabilisation rods, supports sensorimotor function and activates muscular straightening of the torso	71
50R20	Dorso Osteo Care		Osteoporosis brace with individually adaptable dorsal splint made of aluminium, supports sensorimotor function and activates muscular straightening of the torso	72
50R231	Smartspine extension brace		Thoracolumbar brace with pulley system, straightens the thoracic spine and activates muscular stabilisation	73
28R140N	Dorso Arexa		Hyperextension brace with functional design, reclines the spine at the thoracolumbar transition	74

Ref. number	Product name	Image	Short description	Page
28R14	Hyperextension brace		Hyperextension brace according to the three-point principle, reclines the spine at the thoracolumbar transition	75
28R16	Hyperextension brace		Hyperextension brace in frame construction with flexible pelvic band that can be fixed in place, reclines the spine at the thoracolumbar transition	76
50R230	Smartspine TLSO		Thoracolumbar brace with pulley system, straightens the thoracic spine and activates muscular stabilisation	77
50R300N	Dyneva		Lumbar brace that dynamically straightens the lumbar spine and normalises tense muscles	78
50R301N	Dyneva light		Lumbar brace that dynamically straightens the lumbar spine and normalises tense muscles	79



## Symphysis support

Reference number 1041

Support made of soft, elastic material for stabilising the symphysis

### Features and benefits

- Soft, elastic material with pre-shaped fit
  - High wearer comfort
- Hook-and-loop closure
  - Easy to apply and remove

### Indications

- Symphysis strain

### Modes of action

- Stabilises the symphysis
- Can relieve pain

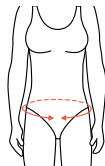
### Information material

646D1118=EN Orthotic fittings for back pain  
information for doctors and technicians

646D1116=EN Disfunction and blockage of the  
sacroiliac joint and symphysiolyisis  
information for patients

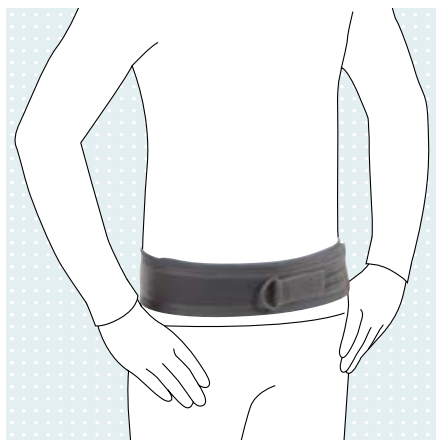
646F288=EN Indication matrix for the back

### Technical data



Article number	For size	Pelvis circumference
1041=XS	XS	70 - 80 cm
1041=S	S	80 - 90 cm
1041=M	M	90 - 100 cm
1041=L	L	100 - 110 cm
1041=XL	XL	110 - 120 cm
1041=XXL	XXL	120 - 130 cm





## Smartspine SI Support

Reference number 50R236

Brace for stabilising the pelvic girdle, immobilises the sacroiliac joint and symphysis

### Features and benefits

- Mechanical advantage pulley system
  - Direct all-round compression stabilises the sacroiliac joint
- One-hand pull system
  - Compresses and conforms to individual patient anatomy
- Removable pads
  - Excellent for symphysis dysfunction during and after pregnancy with pads removed
- Discreet design
  - Easy to wear under clothing

### Information material

646D1118=EN	Orthotic fittings for back pain information for doctors and technicians
646D1010=EN	Smartspine braces information for specialist dealers
646D1116=EN	Disfunction and blockage of the sacroiliac joint and symphysiolysis information for patients
646F288=EN	Indication matrix for the back

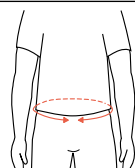
### Indications

- Lumbar radiculopathy (sciatica)
- Irritation of the sacroiliac joint
- Instability of the sacroiliac joint
- Symphysis strain

### Modes of action

- Stabilises the pelvic girdle by immobilising the sacroiliac joint and symphysis
- Helps relieve pain
- The removable pads improve blood circulation and are anticonvulsant

### Technical data



Article number	For size	Pelvis circumference
50R236=S/M	S/M	up to 89.0 cm
50R236=L	L	89,0 - 127,0 cm

# Pelvis, back and torso



## Lumbo Sensa

Reference number 50R10

Lumbar support made of three-dimensional flat-knitted fabric, supports sensorimotor function and activates muscular stabilisation

### Features and benefits

- Three-dimensional flat-knitted fabric
  - Optimum anatomical fit and excellent wearer comfort
- Breathable, proprioceptive pad
  - Friction massage stimulates microcirculation
- Closures with pocket grips
  - Easy to apply and remove

### Indications

- Low back pain
- Lumbar radiculopathy (sciatica)
- Muscular imbalances of the lumbar spine
- Degenerative changes in the lumbar spine
- Spondylarthrosis of the lumbar spine
- Facet joint syndrome of the lumbar spine
- Osteochondrosis of the lumbar spine

### Modes of action

- Supports sensorimotor function and activates muscular stabilisation
- Relieves the lumbar spine
- Supports an anatomically correct posture
- Promote muscle activity
- Can relieve pain

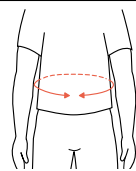
### Information material

646D544=EN Sensa line information for specialist dealers

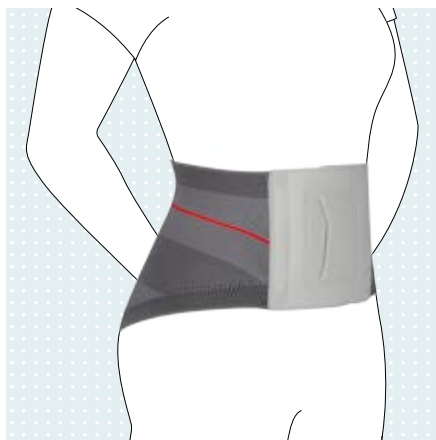
646F288=EN Indication matrix for the back

646F195=GB Anatomical wall chart "The spine"

### Technical data



Article number	For size	Colour	Body circumference
50R10=XS-1	XS	Grey	70 - 80 cm
50R10=S-1	S	Grey	80 - 90 cm
50R10=M-1	M	Grey	90 - 100 cm
50R10=L-1	L	Grey	100 - 110 cm
50R10=XL-1	XL	Grey	110 - 120 cm
50R10=XXL-1	XXL	Grey	120 - 130 cm



## Lumbo Sensa Women

Reference number 50R11

Waisted lumbar support made of three-dimensional flat-knitted fabric, supports sensorimotor function and activates muscular stabilisation

### Features and benefits

- Waisted cut
  - Adapted to the female anatomy
- Three-dimensional flat-knitted fabric
  - Optimum anatomical fit and excellent wearer comfort
- Breathable, proprioceptive pad
  - Friction massage stimulates microcirculation
- Closures with pocket grips
  - Easy to apply and remove

### Information material

646D544=EN Sensa line information for specialist dealers

646F288=EN Indication matrix for the back

646F195=GB Anatomical wall chart "The spine"

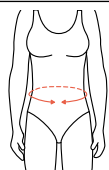
### Indications

- Low back pain
- Lumbar radiculopathy (sciatica)
- Muscular imbalances of the lumbar spine
- Degenerative changes in the lumbar spine
- Spondylarthrosis of the lumbar spine
- Facet joint syndrome of the lumbar spine
- Osteochondrosis of the lumbar spine

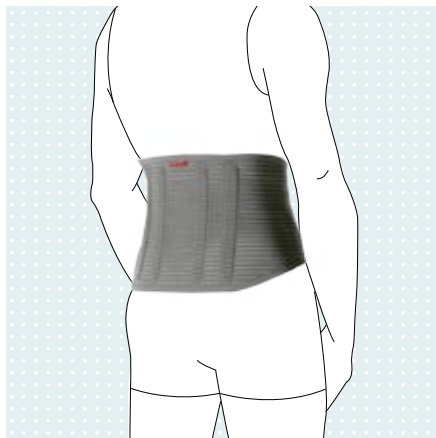
### Modes of action

- Supports sensorimotor function and activates muscular stabilisation
- Relieves the lumbar spine
- Supports an anatomically correct posture
- Promote muscle activity
- Can relieve pain

### Technical data



Article number	For size	Colour	Body circumference
50R11=XS-1	XS	Grey	70 - 80 cm
50R11=S-1	S	Grey	80 - 90 cm
50R11=M-1	M	Grey	90 - 100 cm
50R11=L-1	L	Grey	100 - 110 cm
50R11=XL-1	XL	Grey	110 - 120 cm
50R11=XXL-1	XXL	Grey	120 - 130 cm



## Lumbo Carezza

Reference number 50R40

Lumbar brace with 24 cm dorsal height, supports sensorimotor function and activates muscular stabilisation

### Features and benefits

- 24 cm dorsal height
  - Targeted support for the lumbar spine
- Breathable material
  - Skin-friendly
- Four auto-adaptive plastic stabilisation rods
  - Optimum adaptation to anatomical conditions and light stabilisation
- Anatomical fit
  - Optimum fit, no pressure or slipping
- Closure with ergonomic hand loops
  - Easy to apply and remove
- Can be used with 29R343 pad set
  - Optional friction massage stimulates microcirculation

### Information material

646D1115=EN Lower back pain information for patients

646F288=EN Indication matrix for the back

646F195=GB Anatomical wall chart "The spine"

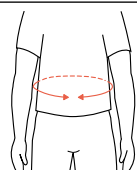
### Indications

- Low back pain
- Lumbar radiculopathy (sciatica)
- Ligamentosis in the area of the lumbar spine
- Muscular imbalances of the lumbar spine
- Degenerative changes in the lumbar spine
- Spondylarthrosis of the lumbar spine
- Facet syndrome of the lumbar spine
- Osteochondrosis of the lumbar spine
- Irritation of the sacroiliac joint

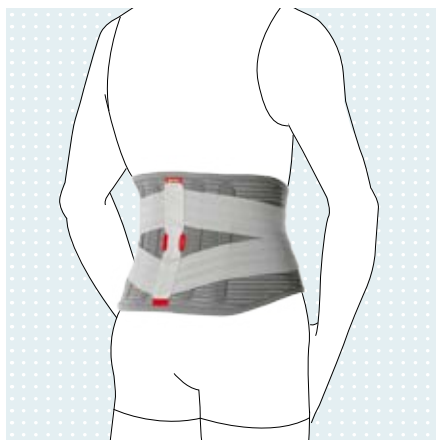
### Modes of action

- Supports sensorimotor function and activates muscular stabilisation
- Relieves the lumbar spine
- Promote muscle activity
- Can relieve pain

### Technical data



Article number	For size	Body circumference
50R40=XS	XS	70 - 80 cm
50R40=S	S	80 - 90 cm
50R40=M	M	90 - 100 cm
50R40=L	L	100 - 110 cm
50R40=XL	XL	110 - 120 cm
50R40=XXL	XXL	120 - 130 cm



## Lumbo Direxa

Reference number 50R50

Lumbar brace with 24 cm dorsal height, supports sensorimotor function and activates muscular stabilisation

### Features and benefits

- 24 cm dorsal height
  - Targeted support for the lumbar spine
- Skin-friendly and breathable material
  - High wearer comfort
- Four auto-adaptive plastic stabilisation rods
  - Optimum adaptation to anatomical conditions
- Two individually adjustable elastic straps
  - Moderate stability on the spine
- Anatomical fit
  - Optimum fit, no pressure or slipping
- Very light, non-bulky design
  - Very good to wear under clothing
- Can be used with 29R343 pad set
  - Optional friction massage stimulates microcirculation

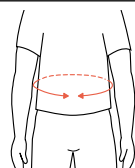
### Indications

- Low back pain
- Lumbar radiculopathy (sciatica)
- Muscular imbalances of the lumbar spine
- Degenerative changes in the lumbar spine
- Osteochondrosis of the lumbar spine
- Facet joint syndrome of the lumbar spine
- Intervertebral disc protrusion from L4 to S1
- Intervertebral disc prolapse from L4 to S1
- Discectomy in the area of L4 to S1
- Irritation of the sacroiliac joint

### Modes of action

- Supports sensorimotor function
- Activates muscular stabilisation
- Relieves the lumbar spine
- Improves circulation
- Promote muscle activity
- Can relieve pain

### Technical data



Article number	For size	Body circumference
50R50=XS	XS	70 - 80 cm
50R50=S	S	80 - 90 cm
50R50=M	M	90 - 100 cm
50R50=L	L	100 - 110 cm
50R50=XL	XL	110 - 120 cm
50R50=XXL	XXL	120 - 130 cm

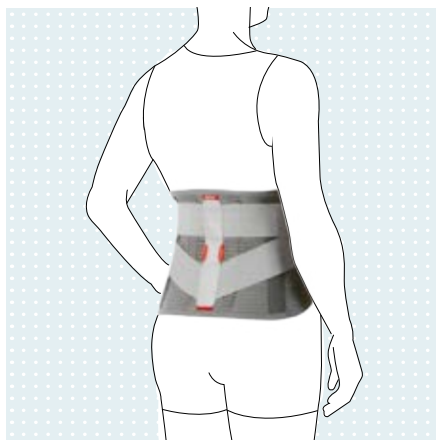
### Information material

646D1118=EN	Orthotic fittings for back pain information for doctors and technicians
646D1115=EN	Lower back pain information for patients
646F288=EN	Indication matrix for the back
646F195=GB	Anatomical wall chart "The spine"

### Spare parts

29R343	Pad for back orthoses
--------	-----------------------

Further information on accessories and spare parts is found in section 8.



## Lumbo Direxa Women

Reference number 50R51

Waisted lumbar brace with 24 cm dorsal height, supports sensorimotor function and activates muscular stabilisation

### Features and benefits

- 24 cm dorsal height
  - Targeted support for the lumbar spine
- Waisted cut
  - Adapted especially to the female anatomy
- Skin-friendly and breathable material
  - High wearer comfort
- Four auto-adaptive plastic stabilisation rods
  - Optimum adaptation to anatomical conditions
- Two individually adjustable elastic straps
  - Moderate stability on the spine
- Anatomical fit
  - Optimum fit, no pressure or slipping
- Can be used with 29R343 pad set
  - Optional friction massage stimulates microcirculation

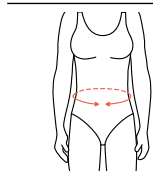
### Indications

- Low back pain
- Lumbar radiculopathy (sciatica)
- Muscular imbalances of the lumbar spine
- Degenerative changes in the lumbar spine
- Osteochondrosis of the lumbar spine
- Facet joint syndrome of the lumbar spine
- Intervertebral disc protrusion from L4 to S1
- Intervertebral disc prolapse from L4 to S1
- Discectomy in the area of L4 to S1
- Irritation of the sacroiliac joint

### Modes of action

- Supports sensorimotor function
- Activates muscular stabilisation
- Relieves the lumbar spine
- Improves circulation
- Promote muscle activity
- Can relieve pain

### Technical data



Article number	For size	Body circumference
50R51=XS	XS	70 - 80 cm
50R51=S	S	80 - 90 cm
50R51=M	M	90 - 100 cm
50R51=L	L	100 - 110 cm
50R51=XL	XL	110 - 120 cm
50R51=XXL	XXL	120 - 130 cm

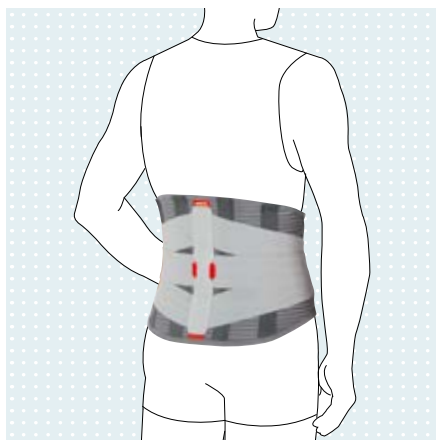
### Information material

646D1118=EN	Orthotic fittings for back pain information for doctors and technicians
646D1115=EN	Lower back pain information for patients
646F288=EN	Indication matrix for the back
646F195=GB	Anatomical wall chart "The spine"

### Spare parts

29R343	Pad for back orthoses
--------	-----------------------

Further information on accessories and spare parts is found in section 8.



## Lumbo Direxa Stable

Reference number 50R54

Lumbar brace with 28 cm dorsal height, supports sensorimotor function and activates muscular stabilisation

### Features and benefits

- 28 cm dorsal height
  - Supports both the lumbar spine and the lower thoracic spine
- Skin-friendly and breathable material
  - High wearer comfort
- Four mouldable metal rods and two coil springs
  - Optimum adaptation to anatomical conditions
- Individually adjustable compression with three elastic straps
  - High stability on the spine
- Pad set included in scope of delivery
  - Friction massage stimulates microcirculation

### Indications

- Low back pain
- Lumbar radiculopathy (sciatica)
- Ligamentosis of the lumbar spine
- Muscular imbalances of the lumbar spine
- Degenerative changes in the lumbar spine
- Osteochondrosis of the lumbar spine
- Facet joint syndrome of the lumbar spine
- Intervertebral disc protrusion from L3 to S1
- Intervertebral disc prolapse from L3 to S1
- Discectomy in the area of L3 to S1
- Spondylodesis of the lumbar spine from L3 to S1
- Stable traumatic or osteoporotic fractures in the area from L3 to S1
- Osteoporotic changes in the lower back (L3 to S1)
- Irritation of the sacroiliac joint

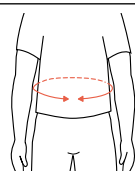
### Modes of action

- Supports sensorimotor function and activates muscular stabilisation
- Relieves the lumbar and lower thoracic spine
- Reduces lordosis of the lumbar spine
- Improves circulation
- Promote muscle activity
- Can relieve pain

### Information material

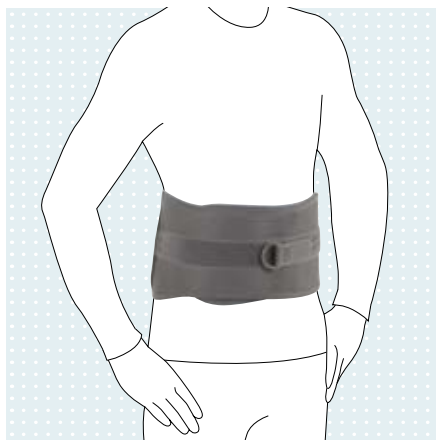
646D1118=EN	Orthotic fittings for back pain information for doctors and technicians
646D1115=EN	Lower back pain information for patients
646D892=EN	Degenerative disc diseases information for patients
646F288=EN	Indication matrix for the back
646F195=GB	Anatomical wall chart "The spine"

### Technical data



Article number	For size	Body circumference
50R54=XS	XS	70 - 80 cm
50R54=S	S	80 - 90 cm
50R54=M	M	90 - 100 cm
50R54=L	L	100 - 110 cm
50R54=XL	XL	110 - 120 cm
50R54=XXL	XXL	120 - 130 cm

# Pelvis, back and torso



## Smartspine LSO low

Reference number 50R233

Lumbar brace with pulley system and 25 cm dorsal height, relieves the lumbar spine with optimum compression

### Features and benefits

- Mechanical advantage pulley system
  - Provides powerful, easily-controlled compression support for standing and sitting
- One-hand pull system
  - Compresses with minimal pull force and conforms to individual patient anatomy
- Low-profile corset and pads
  - Requires minimal pull force, very comfortable
- Mouldable, moulded and contoured posterior panel conforming to the natural shape of the lumbar anatomy
  - For a perfect fit
- Breathable mesh material
  - For improved patient compliance and comfort
- Adjustable pull cord
  - For ideal positioning and individual adaptation

### Indications

- Spinal stenosis of the lumbar spine
- Degenerative changes in the intervertebral discs
- Spondylolisthesis of the lumbar spine
- Facet joint syndrome of the lumbar spine

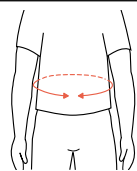
### Modes of action

- Supports sensorimotor function
- Activates the muscular stabilisation of the lumbar spine
- Helps relieve pain
- Relieves the lumbar spine through increasing the intra-abdominal pressure and external stabilisation

### Information material

646D1010=EN	Smartspine braces information for specialist dealers
646D1118=EN	Orthotic fittings for back pain information for doctors and technicians
646F288=EN	Indication matrix for the back
646F195=GB	Anatomical wall chart "The spine"

### Technical data



Article number	For size	Body circumference	Panel height rear	Panel height front
50R233=S	S	63,5 - 76,0 cm	25,0 cm	18,0 cm
50R233=M	M	76,0 - 89,0 cm	25,0 cm	18,0 cm
50R233=L	L	89,0 - 101,5 cm	25,0 cm	18,0 cm
50R233=XL	XL	101,5 - 114,5 cm	25,0 cm	18,0 cm
50R233=XXL	XXL	114,5 - 127,0 cm	25,0 cm	18,0 cm
50R233=XXXL	XXXL	127,0 - 140,0 cm	25,0 cm	18,0 cm





## Lumbo TriStep

Reference number 50R30N

Bridging brace with mobilisation function in three phases, supports sensorimotor function and activates muscular stabilisation

### Features and benefits

- Staged lumbar spine bridging brace
  - Degrees of stabilisation can be adapted in three stages as therapy progresses
- Bridging element in step 1
  - High level of stability, limits the patient's range of motion
- Lamella design of the support element from stage 2 for optimum adaptation
  - High wearer comfort
- Side elements attached with hook-and-loop closures
  - Can be adjusted to the individual anatomical situation
- A pad can be integrated in phase 3 if required
  - Friction massage stimulates microcirculation

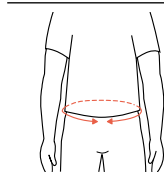
### Indications

- Stable vertebral body fractures of the lumbar spine without neurological deficits
- Spondylodesis of the lumbar spine L1–S1
- Condition following surgery on the intervertebral discs in the area from L1 to S1
- Facet joint syndrome of the lumbar spine
- Lumbar spinal stenosis
- Symptomatic stenosis of the lumbar intervertebral foramina
- Instability of the lumbar spine
- Spondylolysis of the lumbar spine
- Spondylolisthesis of the lumbar spine
- Intervertebral disk prolapse of the lumbar spine from L1 to S1

### Modes of action

- Supports sensorimotor function and activates muscular stabilisation
- Relieves and supports the lumbar spine
- Promotes muscular coordination
- Systematically increases the load in three stages
- Improves circulation
- Promote muscle activity
- Can relieve pain

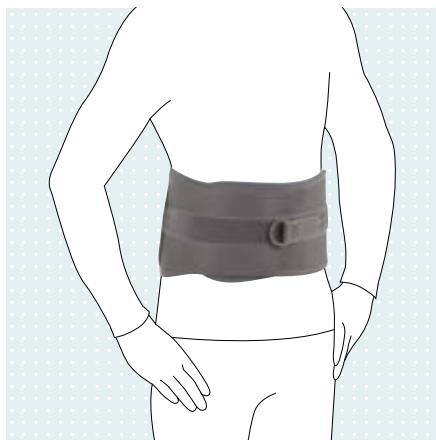
### Technical data



Article number	For size	Pelvis circumference
50R30N=S-H-7	S	65-80 cm
50R30N=M-H-7	M	80-100 cm
50R30N=L-H-7	L	100-125 cm

### Information material

646D1304=EN_HQ	Lumbo Tristep information for specialist dealers
646D1118=EN	Orthotic fittings for back pain information for doctors and technicians
646D1114=EN	Fractures information for patients
646F288=EN	Indication matrix for the back
646F195=GB	Anatomical wall chart "The spine"



## Smartspine LSO standard

Reference number 50R235

Lumbar brace with pulley system and 36 cm dorsal height, relieves the lumbar spine with optimum compression

### Features and benefits

- Mechanical advantage pulley system
  - Provides powerful, easily-controlled compression support comfort for standing and sitting
- One-hand pull system
  - Compresses with minimal pull force and conforms to individual patient anatomy
- Breathable mesh material
  - For improved patient compliance and comfort
- Moulded posterior panel
  - Contoured to the natural shape of the thoracic and lumbar spine anatomy for a perfect fit
- Adjustable pull cord
  - For ideal positioning and individual adaptation

### Indications

- Spinal stenosis of the lumbar spine
- Degenerative changes in the intervertebral discs in the lumbar spine
- Spondylolisthesis of the lumbar spine
- Facet joint syndrome of the lumbar spine
- Spondylolysis of the lumbar spine
- Stable vertebral body fractures of the lumbar spine without neurological deficits

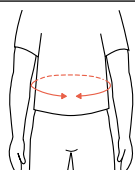
### Modes of action

- Supports sensorimotor function
- Activates the muscular stabilisation of the lumbar spine
- Helps relieve pain
- Relieves the lumbar spine through increasing the intra-abdominal pressure and external stabilisation

### Information material

646D1118=EN	Orthotic fittings for back pain information for doctors and technicians
646D1010=EN	Smartspine braces information for specialist dealers
646F288=EN	Indication matrix for the back
646F195=GB	Anatomical wall chart "The spine"

### Technical data



Article number	For size	Body circumference	Panel height rear	Panel height front
50R235=S	S	63,5 - 76,0 cm	35,5 cm	18,0 cm
50R235=M	M	76,0 - 89,0 cm	35,5 cm	18,0 cm
50R235=L	L	89,0 - 101,5 cm	35,5 cm	18,0 cm
50R235=XL	XL	101,5 - 114,5 cm	35,5 cm	18,0 cm
50R235=XXL	XXL	114,5 - 127,0 cm	35,5 cm	18,0 cm
50R235=XXXL	XXXL	127,0 - 140,0 cm	35,5 cm	18,0 cm



## Dorso Direxa Basic

Reference number 6005

Back support with two metal coil springs, supports sensorimotor function and activates muscular stabilisation

### Features and benefits

- Slim design
  - Very good to wear under clothing
- Six metal auto-adaptive coil springs
  - Assured therapy results

### Indications

- Low back pain
- Lumbar radiculopathy (sciatica)
- Muscular imbalances of the thoracic/lumbar spine
- Degenerative changes in the lower thoracic spine and lumbar spine

### Modes of action

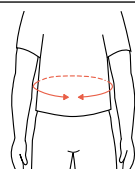
- Supports sensorimotor function and activates muscular stabilisation
- Relieves the lumbar and lower thoracic spine
- Improves circulation
- Promote muscle activity
- Can relieve pain

### Information material

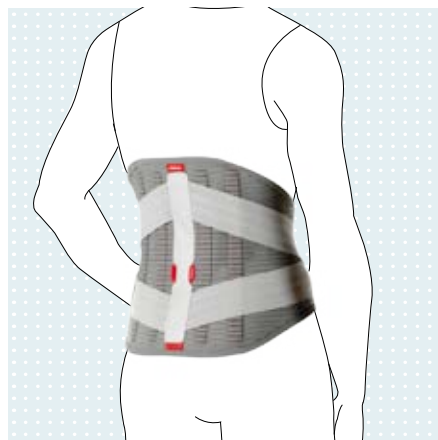
646F288=EN Indication matrix for the back

646F195=GB Anatomical wall chart "The spine"

### Technical data



Article number	For size	Waist circumference
6005=S/M	S/M	70 - 90 cm
6005=L-XL	L/XL	90 - 110 cm
6005=XXL-XXXL	XXL/XXXL	110 - 130 cm



## Lumbo Direxa High

Reference number 50R52

Lumbar brace with 32 cm dorsal height, supports sensorimotor function and activates muscular stabilisation

### Features and benefits

- 32 cm dorsal height
  - Supports both the lumbar spine and the lower thoracic spine
- Skin-friendly and breathable material
  - High wearer comfort
- Four auto-adaptive plastic stabilisation rods
  - Optimum adaptation to anatomical conditions
- Two individually adjustable elastic straps
  - Moderate stability on the spine
- Anatomical fit
  - Optimum fit, no pressure or slipping
- Can be used with 29R343 pad set
  - Optional friction massage stimulates microcirculation

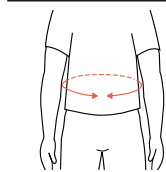
### Indications

- Low back pain
- Lumbar radiculopathy (sciatica)
- Muscular imbalances of the thoracic/lumbar spine
- Degenerative changes in the lower thoracic spine and lumbar spine
- Osteochondrosis of the lumbar/lower thoracic spine
- Facet syndrome in the lumbar/lower thoracic spine
- Intervertebral disc protrusion from L1 to S1
- Intervertebral disc prolapse from L1 to S1
- Discectomy in the area of L1 to S1
- Irritation of the sacroiliac joint

### Modes of action

- Supports sensorimotor function and activates muscular stabilisation
- Relieves the lumbar and lower thoracic spine
- Reduces lordosis of the lumbar spine
- Improves circulation
- Promote muscle activity
- Can relieve pain

### Technical data



Article number	For size	Body circumference
50R52=XS	XS	70 - 80 cm
50R52=S	S	80 - 90 cm
50R52=M	M	90 - 100 cm
50R52=L	L	100 - 110 cm
50R52=XL	XL	110 - 120 cm
50R52=XXL	XXL	120 - 130 cm

### Information material

646D1118=EN Orthotic fittings for back pain information for doctors and technicians

646F288=EN Indication matrix for the back

646F195=GB Anatomical wall chart "The spine"

### Spare parts

29R343 Pad for back orthoses

Further information on accessories and spare parts is found in section 8.



## Smartspine LSO high

Reference number 50R232

Lumbar brace with pulley system and 36-39 cm dorsal height, additional front and side pads, relieves the lumbar spine with optimum compression

### Features and benefits

- Mechanical advantage pulley system
  - Offers superior 6-to-1 compression and stabilisation from T9 to S1 with lateral control
- One-hand pull system
  - Compresses with minimal pull force and conforms to individual patient anatomy
- Modular step-down system
  - Ideal for individual treatment pre-op, post-op and during rehabilitation
- Textile mesh corset and breathable anterior, posterior, and lateral padding
  - For improved patient compliance and comfort
- Adjustable pull cord
  - For ideal positioning, individually adjustable

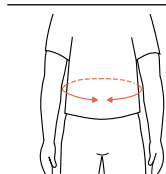
### Indications

- Spinal stenosis of the lumbar spine
- Degenerative changes in the intervertebral discs
- Spondylolisthesis/spondylolysis
- Facet syndrome
- Stable vertebral body fracture without neurological deficits
- Postoperative stabilisation after spinal fusion
- Back pain in the area of the thoracic/lumbar spine
- Stable compression fractures of the thoracolumbar spine without neurological deficits
- Intervertebral disc prolapse in the area of the thoracic/lumbar spine

### Modes of action

- Supports sensorimotor function
- Activates the muscular stabilisation of the lumbar spine
- Helps relieve pain
- Relieves the lumbar spine through increasing the intra-abdominal pressure and external stabilisation

### Technical data



Article number	For size	Body circumference	Panel height rear	Panel height front	Lateral panel
50R232=S	S	63,5 - 76,0 cm	35,5 cm	18,5 cm	standard
50R232=M	M	76,0 - 89,0 cm	35,5 cm	18,5 cm	standard
50R232=L	L	89,0 - 101,5 cm	39,5 cm	18,5 cm	large
50R232=XL	XL	101,5-114,5 cm	39,5 cm	18,5 cm	large
50R232=XXL	XXL	114,5 - 127,0 cm	39,5 cm	23,5 cm	large
50R232=XXXL	XXXL	127,0 - 140,0 cm	39,5 cm	23,5 cm	large

### Information material

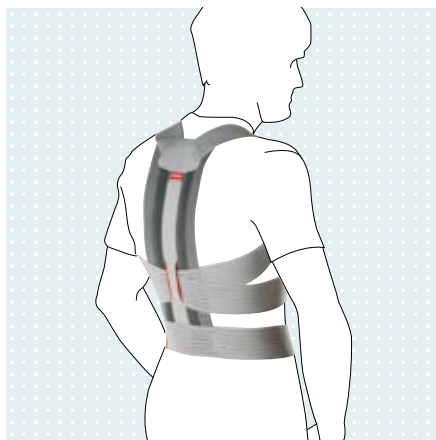
646D1010=EN Smartspine braces information for specialist dealers

646D1118=EN Orthotic fittings for back pain information for doctors and technicians

646D892=EN Degenerative disc diseases information for patients

646F288=EN Indication matrix for the back

646F195=GB Anatomical wall chart "The spine"



## Dorso Carezza Posture

Reference number 50R49

Thoracic brace with coil springs, supports sensorimotor function and activates muscular straightening of the torso

### Features and benefits

- Skin-friendly and breathable material
  - High wearer comfort
- Two metal coil springs
  - Reminder function leads to active straightening
- Anatomical fit
  - Optimum fit, no pressure or slipping
- Very light, non-bulky design
  - Very good to wear under clothing
- Individually adjustable elastic straps
  - Easy to put on and take off, similar to a backpack

### Indications

- Postural insufficiencies
- Muscular imbalances of the thoracic spine
- Kyphosis (without fused vertebrae)
- Degenerative changes in the thoracic spine
- Scheuermann's disease
- Back pain (dorsalgia) in the area of the thoracic spine

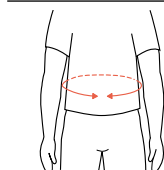
### Modes of action

- Supports sensorimotor function and activates muscular straightening of the torso
- Promotes postural awareness
- Relieves the thoracic spine
- Can relieve pain

### Information material

646D1118=EN	Orthotic fittings for back pain information for doctors and technicians
646D1117=EN	Osteoporosis information for patients
646F288=EN	Indication matrix for the back
646F195=GB	Anatomical wall chart "The spine"

### Technical data



Article number	For size	Body circumference
50R49=XXS	XXS	60 - 70 cm
50R49=XS	XS	70 - 80 cm
50R49=S	S	80 - 90 cm
50R49=M	M	90 - 100 cm



## Dorso Direxa Posture

Reference number 50R59

Thoracic-lumbar brace with two metal rods and two plastic stabilisation rods, supports sensorimotor function and activates muscular straightening of the torso

### Features and benefits

- Skin-friendly and breathable material
  - High wearer comfort
- Two mouldable metal rods and two autoadaptive plastic stabilisation rods
  - Optimum adaptation to anatomical conditions and high stability
- Anatomical fit
  - Optimum fit, no pressure or slipping
- Individually adjustable elastic straps
  - Easy to put on and take off, similar to a backpack
- Massaging pad
  - Friction massage stimulates microcirculation

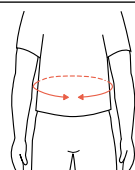
### Indications

- Postural insufficiencies
- Kyphosis (without fused vertebrae)
- Scheuermann's disease
- Osteoporotic changes in the thoracic/lumbar spine
- Osteoporotic fractures of the lower thoracic and/or lumbar spine
- Degenerative changes in the thoracic spine and/or lumbar spine
- Osteochondrosis of the lumbar/lower thoracic spine
- Facet syndrome in the lumbar/lower thoracic spine

### Modes of action

- Supports sensorimotor function and activates muscular straightening of the torso
- Stabilises the lumbar spine
- Promotes postural awareness
- Relieves the thoracic and lumbar spine
- Improves circulation
- Promote muscle activity
- Can relieve pain

### Technical data



Article number	For size	Body circumference
50R59=XS	XS	70 - 80 cm
50R59=S	S	80 - 90 cm
50R59=M	M	90 - 100 cm
50R59=L	L	100 - 110 cm
50R59=XL	XL	110 - 120 cm
50R59=XXL	XXL	120 - 130 cm

### Information material

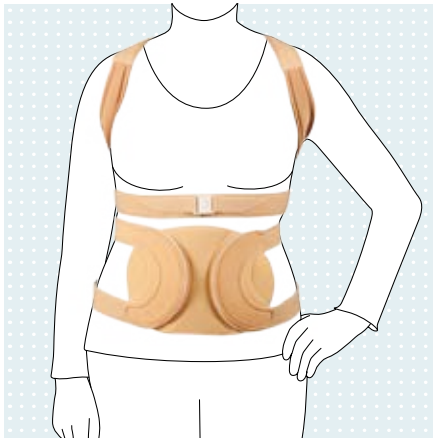
646D1118=EN Orthotic fittings for back pain information for doctors and technicians

646D1117=EN Osteoporosis information for patients

646F288=EN Indication matrix for the back

646F195=GB Anatomical wall chart "The spine"

# Pelvis, back and torso



## Dorso Osteo Care

Reference number 50R20

Osteoporosis brace with individually adaptable dorsal splint made of aluminium, supports sensorimotor function and activates muscular straightening of the torso

### Features and benefits

- Breathable, soft and washable textiles
  - High wearer comfort
- Individually adaptable dorsal splint made of aluminium
  - Straightforward adaptation to anatomical conditions
- Easy to put on and take off, similar to a backpack
  - Easy handling
- Very light, non-bulky design
  - Very good to wear under clothing

### Indications

- Osteoporotic changes in the thoracic/lumbar spine
- Osteoporotic fractures in the area of the thoracic/lumbar spine
- Osteochondrosis in the thoracic spine/lumbar spine
- Kyphosis (without fused vertebrae)
- Scheuermann's disease
- Degenerative changes in the thoracic spine and/or lumbar spine

### Modes of action

- Supports sensorimotor function and activates muscular straightening of the torso
- Improves muscular strength in the torso
- Promotes bone preservation in the thoracic spine
- Stabilises the thoracic spine
- Reduces the risk of falling
- Promotes mobility
- Can relieve pain

### Information material

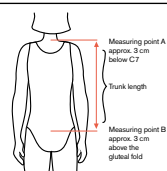
646D1118=EN	Orthotic fittings for back pain information for doctors and technicians
646D1117=EN	Osteoporosis information for patients
646F288=EN	Indication matrix for the back
646F195=GB	Anatomical wall chart "The spine"

### Spare parts

29R261	Abdominal pad for Dorso Osteo Care
29R260	Shoulder strap for Dorso Osteo Care
504K8	Clip studs for Dorso Osteo Care

Further information on accessories and spare parts is found in section 8.

### Technical data



Article number	For size	Trunk length
50R20=S	S	39 - 41,5 cm
50R20=M	M	42 - 44,5 cm





## Smartspine extension brace

Reference number 50R231

Thoracolumbar brace with pulley system, straightens the thoracic spine and activates muscular stabilisation

### Features and benefits

- Mechanical advantage pulley system
  - Maximises abdominal compression with minimal pull force
- One-hand pulley system
  - Compresses and conforms to individual patient anatomy
- Soft and padded shoulder straps
  - For increased patient compliance
- Back pack design
  - Provides support from the upper thoracic spine to the tail bone

### Indications

- Thoracic back pain
- Thoracic kyphosis without fused vertebrae
- Scheuermann's disease
- Stable thoracic compression fractures without neurological defects
- Degenerative changes in the thoracic spine
- Thoracic facet syndrome
- Osteochondrosis of the thoracic spine
- Osteoporosis
- Osteoporotic fractures in the area of the thoracic/lumbar spine

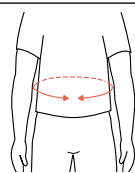
### Modes of action

- Straightens the thoracic spine and activates muscular stabilisation
- Supports sensorimotor function
- Relieves the thoracic spine through active straightening and muscular stabilisation while increasing the intra-abdominal pressure
- Helps relieve pain

### Information material

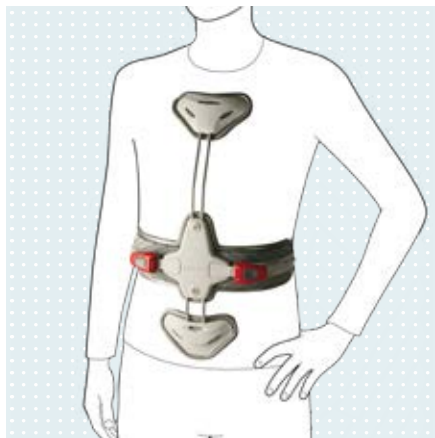
646D1010=EN	Smartspine braces information for specialist dealers
646D1118=EN	Orthotic fittings for back pain information for doctors and technicians
646D1117=EN	Osteoporosis information for patients
646F288=EN	Indication matrix for the back
646F195=GB	Anatomical wall chart "The spine"

### Technical data



Article number	For size	Body circumference	Side	Panel height
50R231=S	S	76,0 - 89,0 cm	both sides	43,0 cm
50R231=M	M	89,0 - 101,5 cm	both sides	43,0 cm
50R231=L	L	101,5 - 114,5 cm	both sides	48,5 cm
50R231=XL	XL	114,5 - 127,0 cm	both sides	48,5 cm

# Pelvis, back and torso



## Dorso Arexa

Reference number 28R140N

Hyperextension brace with functional design, reclines the spine at the thoracolumbar transition

### Features and benefits

- One size for fittings up to a waist circumference of 150 cm
  - Reduced inventory levels, optimised for clinical fitting processes
- Custom circumference adjustment thanks to click-lock extension elements
  - Can be adjusted to the individual anatomical situation
- Continuously adjustable height of the sternal and symphysis pad
  - Optimal fit
- Auto-adaptive sternum and symphysis pad as well as soft padding
  - High wearer comfort
- Waterproof
  - Can be worn in the shower and for water therapy

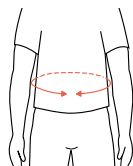
### Indications

- Stable vertebral body fractures in the thoracic spine/lumbar spine at Th10 through L2 without neurological deficits
- Osteoporotic changes in the spine

### Modes of action

- Reclines the spine at the thoracolumbar transition
- Relieves the ventral segments of the vertebral bodies

### Technical data



Article number	For size	Waist circumference
28R140N	Universal	Up to 150 cm

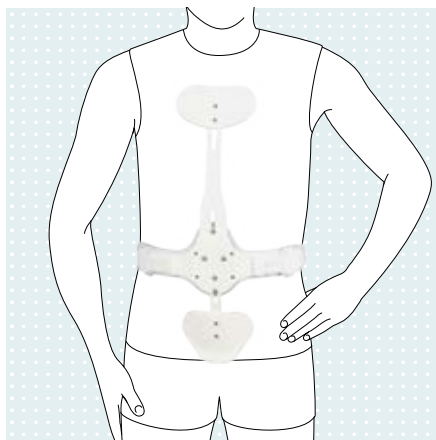
### Information material

646D640=EN	Dorso Arexa information for specialist dealers
646D1118=EN	Orthotic fittings for back pain information for doctors and technicians
646D1114=EN	Fractures information for patients
646F288=EN	Indication matrix for the back
646F195=GB	Anatomical wall chart "The spine"

### Spare parts

29R351	Waistband for Dorso Arexa
29R331	Sternal pad for Dorso Arexa

Further information on accessories and spare parts is found in section 8.



## Hyperextension orthosis

Reference number 28R14

Hyperextension brace according to the three-point principle, reclines the spine at the thoracolumbar transition

### Features and benefits

- Individual adaptation of the circumference and height
  - High wearer comfort
- Height-adjustable sternal and symphysis pad
  - Optimum and straightforward adaptation

### Indications

- Stable vertebral body fractures in the thoracic spine/lumbar spine at Th10 through L2 without neurological deficits
- Osteoporotic changes in the spine

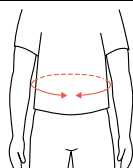
### Modes of action

- Reclines the spine at the thoracolumbar transition
- Relieves the ventral segments of the vertebral bodies

### Information material

646D1118=EN	Orthotic fittings for back pain information for doctors and technicians
646D1114=EN	Fractures information for patients
646F288=EN	Indication matrix for the back
646F195=GB	Anatomical wall chart "The spine"

### Technical data



Article number	For size	Waist circumference
28R14=S	S	60 - 75 cm
28R14=M	M	75 - 90 cm
28R14=L	L	90 - 105 cm
28R14=XL	XL	105 - 115 cm



## Hyperextension orthosis

Reference number 28R16

Hyperextension brace in frame construction with flexible pelvic band that can be fixed in place, reclines the spine at the thoracolumbar transition

### Features and benefits

- Flexible pelvic band that can be fixed into place
  - Optimum fit for standing and sitting
- Movable sternal pad
  - Secure, firm fit in all situations
- Padding with hook-and-loop fastener
  - Straightforward adaptation and high level of wearer comfort
- Adaptation of circumference and height
  - Individually adjustable
- Water-resistant and lightweight
  - Highly user-friendly

### Indications

- Stable vertebral body fractures in the thoracic spine/lumbar spine at Th10 through L2 without neurological deficits
- Osteoporotic changes in the spine

### Modes of action

- Reclines the spine at the thoracolumbar transition
- Relieves the ventral segments of the vertebral bodies
- Limits lateral tilt and torso rotation

### Information material

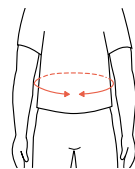
646D1118=EN	Orthotic fittings for back pain information for doctors and technicians
646D1114=EN	Fractures information for patients
646F288=EN	Indication matrix for the back
646F195=GB	Anatomical wall chart "The spine"

### Spare parts

29R244	Pad set for 28R16 hyperextension orthosis
--------	---

Further information on accessories and spare parts is found in section 8.

### Technical data



Article number	For size	Pelvis circumference
28R16=S	S	60 - 75 cm
28R16=M	M	75 - 90 cm
28R16=L	L	90 - 105 cm
28R16=XL	XL	105 - 115 cm
28R16=XXL	XXL	115 - 125 cm



## Smartspine TLSO

Reference number 50R230

Thoracolumbar brace with pulley system, straightens the thoracic spine and activates muscular stabilisation

### Features and benefits

- Mechanical advantage pulley system
  - Maximises abdominal compression with minimal pull force
- One-hand pulley system
  - Compresses and conforms to individual patient anatomy
- Soft and padded shoulder straps
  - For increased patient compliance
- Tool-free linear thoracic adjustment with articulating sternal pads
  - Quick and easy adjustment
- Posterior cutout (from inferior of scapula to sacrococcygeal junction)
  - Relief for the spine
- Removable lateral panels
  - Degree of stabilisation adjustable in 2 stages

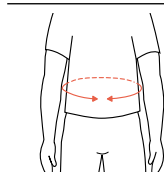
### Indications

- Thoracic back pain
- Thoracic kyphosis without fused vertebrae
- Scheuermann's disease
- Stable thoracic compression fractures without neurological defects
- Severe degeneration of the thoracic spine/lumbar spine
- Stable vertebral body fractures of the lumbar spine/lower thoracic spine
- Severe disc degeneration in the thoracic spine/lumbar spine
- Thoracic facet syndrome

### Modes of action

- Straightens the thoracic spine and activates muscular stabilisation
- Supports sensorimotor function
- Relieves the thoracic and lumbar spine through active straightening and exterior stabilisation while increasing the intra-abdominal pressure
- Helps relieve pain

### Technical data



Article number	For size	Body circumference	Panel height
50R230=S	S	76,5 - 89,0 cm	43,0 cm
50R230=M	M	89,0 - 101,5 cm	43,0 cm
50R230=L	L	101,5 - 114,5 cm	48,5 cm
50R230=XL	XL	114,5 - 127,0 cm	48,5 cm
50R230=XXL	XXL	127,0 - 140,0 cm	48,5 cm

### Information material

646D1010=EN	Smartspine braces information for specialist dealers
646D1118=EN	Orthotic fittings for back pain information for doctors and technicians
646D1114=EN	Fractures information for patients
646F288=EN	Indication matrix for the back
646F195=GB	Anatomical wall chart "The spine"

# Pelvis, back and torso



## Dyneva

Reference number 50R300N

Lumbar brace that dynamically straightens the lumbar spine and normalises tense muscles

### Features and benefits

- Dynamic construction
  - Support in every movement
- Dynamic lateral springs
  - Reduction of muscle frequency
- Open back and lightweight construction
  - Comfortable to wear under clothing, low formation of perspiration in the back area
- Individually adjustable straps
  - Straightforward adjustment of spring force to individual needs
- Height-adjustable and mouldable frame, removable back pads
  - Optimum fit for the patient
- Lower frame can be exchanged
  - Can be adjusted to accommodate individual patient requirements

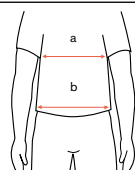
### Indications

- Lumbar spinal stenosis
- Lumbar facet syndrome
- Lumbar radiculopathy (sciatica)
- Lumbar instability (spondylolisthesis, spondylolysis)
- Spondylarthrosis of the lumbar spine
- Intervertebral disc protrusion/prolapse in the area of the lumbar spine
- General degenerative changes with reduced intervertebral disc height

### Modes of action

- The patented spring regulates muscle strength
- Straightens the lumbar spine during movement
- Functional correction of the lumbar spine due to straightening effect
- Modulates and relieves (decompresses) the lumbar spine area by applying torque via dynamic springs
- Can alleviate pain and increase mobility

### Technical data



Article number	For size	Distance a	Distance b
50R300N=XS	XS	27 cm	30 cm
50R300N=S	S	30 cm	33 cm
50R300N=M	M	33 cm	36 cm
50R300N=L	L	36 cm	39 cm
50R300N=XL	XL	39 cm	42 cm
50R300N=XXL	XXL	42 cm	45 cm

### Information material

646D893=EN	Dyneva information for specialist dealers
646D1118=EN	Orthotic fittings for back pain information for doctors and technicians
646D1209=EN_HQ	Clinically proven advantages - Dyneva
646D892=EN	Degenerative disc diseases information for patients
646F288=EN	Indication matrix for the back
646F195=GB	Anatomical wall chart "The spine"

### Spare parts

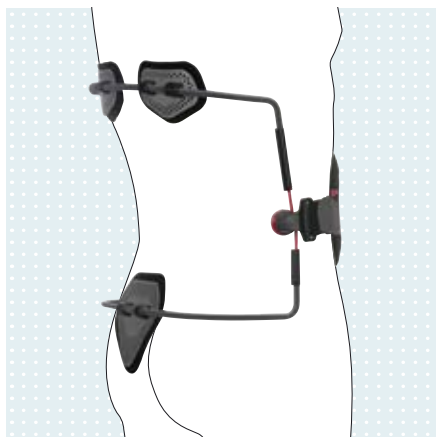
29R393	Pad set for Dyneva/Dyneva light
29R390	Frame pad for Dyneva/Dyneva light
29R396	Clip set for Dyneva/Dyneva light
29R397	Side panel set for abdominal belt for Dyneva
29R398	Strap guide loop set for Dyneva/Dyneva light
743E10	Measuring tool for Dyneva
29R414	Lower tube frame

### Accessories

50R300=FIT-KIT	Dyneva FIT KIT
----------------	----------------

Further information on accessories and spare parts is found in section 8.





## Dyneva light

Reference number 50R301N

Lumbar brace that dynamically straightens the lumbar spine and normalises tense muscles

### Features and benefits

- Dynamic construction
  - Support for every movement
- Dynamic lateral springs
  - Reduction of muscle frequency
- Open back and lightweight construction
  - Comfortable to wear under clothing and minimal perspiration in the back area
- Individually adjustable straps
  - Spring force can be easily adjusted to individual needs
- Height-adjustable and mouldable frame, removable back pads
  - Optimum fit for the patient
- Lower frame can be exchanged
  - Can be adjusted to the individual anatomical situation

### Indications

- Lumbar spinal stenosis
- Lumbar facet syndrome
- Lumbar radiculopathy (sciatica)
- Lumbar instability (spondylolisthesis, spondylolysis)
- Spondylarthrosis of the lumbar spine
- Intervertebral disc protrusion/prolapse in the area of the lumbar spine
- General degenerative changes with reduced intervertebral disc height

### Modes of action

- The patented spring regulates muscle strength
- Straightens the lumbar spine during movement
- Functional correction of the lumbar spine due to straightening effect
- Modulates and relieves (decompresses) the lumbar spine area by applying torque via dynamic springs
- Can alleviate pain and increase mobility

### Information material

646D893=EN	Dyneva information for specialist dealers
646D1209=EN_HQ	Clinically proven advantages - Dyneva
646D892=EN	Degenerative disc diseases information for patients
646F288=EN	Indication matrix for the back
646F195=GB	Anatomical wall chart "The spine"

### Spare parts

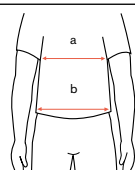
29R393	Pad set for Dyneva/Dyneva light
29R390	Frame pad for Dyneva/Dyneva light
29R396	Clip set for Dyneva/Dyneva light
29R395	Abdominal pad for Dyneva light
29R398	Strap guide loop set for Dyneva/Dyneva light
743E10	Measuring tool for Dyneva
29R414	Lower tube frame

### Accessories

50R300=FIT-KIT	Dyneva FIT KIT
----------------	----------------

Further information on accessories and spare parts is found in section 8.

### Technical data



Article number	For size	Distance a	Distance b
50R301N=XS	XS	27 cm	30 cm
50R301N=S	S	30 cm	33 cm
50R301N=M	M	33 cm	36 cm
50R301N=L	L	36 cm	39 cm
50R301N=XL	XL	39 cm	42 cm
50R301N=XXL	XXL	42 cm	45 cm










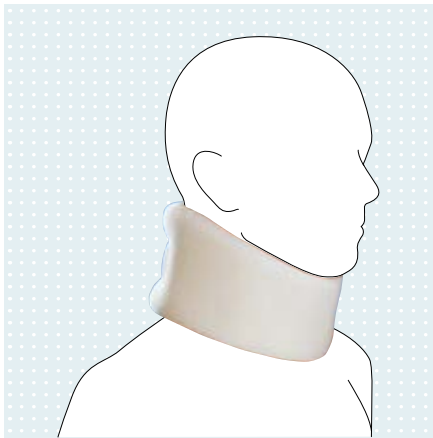
# Cervical spine



# Cervical spine

## Product overview

Ref. number	Product name	Image	Short description	Page
50C20	Necky Color		Anatomically shaped cervical brace with adjustable circumference, provides warmth and support	83
50C30	Necky Color Forte		Cervical brace with integrated, flexible plastic reinforcement, provides warmth and support	84
50C91	Smartspine Universal Collar		Cervical brace to immobilise the cervical spine	85



## Necky Color

Reference number 50C20

Anatomically shaped cervical brace with adjustable circumference, provides warmth and support

### Features and benefits

- Anatomical shape
  - Optimal fit
- Recesses for chin and larynx
  - High wearer comfort
- Adjustable hook-and-loop closure fits 37 - 47 cm circumference
  - Individually adjustable
- Washable
  - Hygienic

### Indications

- Cervical syndrome
- Hypermobility of the cervical spine
- Rheumatic complaints in the area of the cervical spine
- Pain due to excessive strain
- Whiplash injury
- Degenerative changes in the cervical spine

### Modes of action

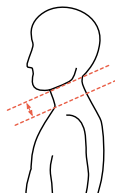
- Provides warmth and support
- Limits range of motion

### Information material

646D1118=EN Orthotic fittings for back pain information for doctors and technicians

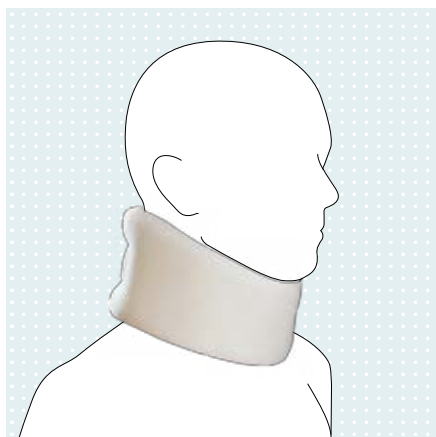
646D1113=EN Cervical spine problems information for patients

### Technical data



Article number	Colour	Neck height
50C20=8-0	Champagne	8 cm
50C20=8-1	Grey	8 cm
50C20=8-56	Jeans blue	8 cm
50C20=10-0	Champagne	10 cm
50C20=10-1	Grey	10 cm
50C20=10-56	Jeans blue	10 cm
50C20=12-0	Champagne	12 cm
50C20=12-1	Grey	12 cm
50C20=12-56	Jeans blue	12 cm

# Cervical spine



## Necky Color Forte

Reference number 50C30

Cervical brace with integrated, flexible plastic reinforcement, provides warmth and support

### Features and benefits

- Integrated flexible plastic reinforcement
  - High level of stabilisation
- Breathable, shape-retaining foam core
  - High wearer comfort
- Anatomically shaped recess for chin and larynx
  - Optimal fit
- Adjustable hook-and-loop closure fits 37 - 47 cm circumference
  - Individually adjustable
- Washable
  - Hygienic

### Indications

- Cervical syndrome
- Hypermobility of the cervical spine
- Rheumatic complaints in the area of the cervical spine
- Pain due to excessive strain
- Whiplash injury
- Degenerative changes in the cervical spine

### Modes of action

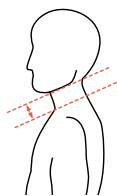
- Provides warmth and support
- High level of support
- Limits range of motion

### Information material

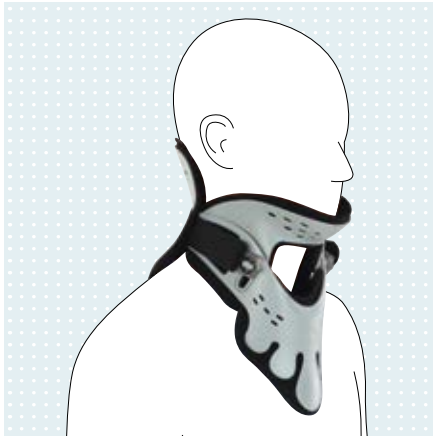
646D1118=EN Orthotic fittings for back pain information for doctors and technicians

646D1113=EN Cervical spine problems information for patients

### Technical data



Article number	Colour	Neck height
50C30=8-0	Champagne	8 cm
50C30=8-1	Grey	8 cm
50C30=8-56	Jeans blue	8 cm
50C30=10-0	Champagne	10 cm
50C30=10-1	Grey	10 cm
50C30=10-56	Jeans blue	10 cm
50C30=12-0	Champagne	12 cm
50C30=12-1	Grey	12 cm
50C30=12-56	Jeans blue	12 cm



## Smartspine Universal Collar

Reference number 50C91

Cervical brace to immobilise the cervical spine

### Features and benefits

- Two piece design
  - Easy to put on
- Unique dual height adjustment
  - Can be adjusted to suit individual requirements (one size fits all)
- Large trachea opening
  - Makes it possible to feel the carotid pulse and perform minor tracheotomy
- Removable soft foam liner
  - Increases patient comfort
- Hook-and-loop closures
  - Easy to customise

### Indications

- Acute pain syndromes of the cervical spine
- Stenosis of the cervical spine
- Whiplash injury
- Stable fracture of the cervical spine
- Dislocation/dislocation fracture of the cervical spine (postoperative)
- Injury/trauma to the cervical spine
- Radiculopathy in the area of the cervical spine

### Modes of action

- Immobilises the cervical spine
- Controls unwanted flexion, extension and rotation of the cervical spine
- Promotes improved spinal alignment

### Technical data

Article number	For size
50C91	Universal

### Information material

646D1010=EN Smartspine braces information for specialist dealers

646D1118=EN Orthotic fittings for back pain information for doctors and technicians

646D1113=EN Cervical spine problems information for patients

### Spare parts

29C21 Replacement pad set for Smartspine universal collar

Further information on accessories and spare parts is found in section 8.














# Upper limbs



















Visit [www.ottobock.com](http://www.ottobock.com) to obtain up-to-date product information at any time.

# Upper limbs

## Product overview

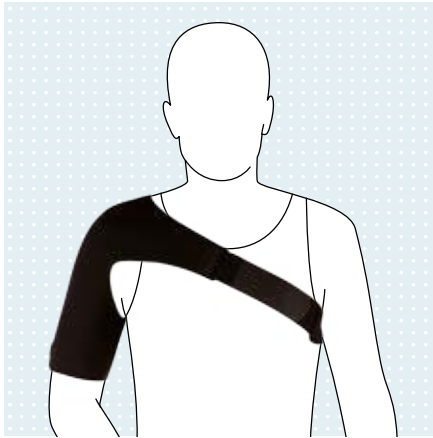
Ref. number	Product name	Image	Short description	Page
7126	Shoulder protection		Neoprene shoulder support, stabilises the shoulder joint in case of irritation in the shoulder region	90
5055	Acro Comfort		Shoulder support made of temperature-regulating material, stabilises the shoulder joint in case of irritation in the shoulder region	91
50A8	Omo Immobil Sling		Shoulder joint brace, immobilises and relieves the shoulder joint with interior rotation in case of acute and chronic pain	92
50A9	Omo Immobil Sling, abduction		Shoulder joint brace, immobilises and relieves the shoulder joint in 15° abduction in case of acute and chronic pain	93
50A10	Omo Immobil		Shoulder joint brace, immobilises and relieves the shoulder joint in 0°, 15°, 30°, 60° or 90° abduction after posterior shoulder dislocation	94
50A11	Omo Immobil Rotation		Shoulder joint brace, immobilises and relieves the shoulder joint in 0°, 15°, 30°, 60° or 90° abduction and 10°, 20° or 30° exterior rotation after anterior shoulder dislocation	95
50A7	Epi Sensa		Elbow support made of three-dimensional flat-knitted fabric with integrated pad, relieves the elbow joint and optimises its functioning	96
50A3	Epi Forsa Plus		Epicondylitis brace with a stable and soft, padded plastic core, relieves the local tendon insertion	97
4801N	Epiflex		Semi-rigid shaped plastic brace, relieves the local tendon insertion	98



Ref. number	Product name	Image	Short description	Page
50P22	Rhizo Arexa		Thumb brace with lateral aluminium bars, stabilises and relieves the thumb joints	99
4085	Thumboform Long		Long thumb support made of dirt-repellent material, stabilises and relieves the thumb joints	100
50P70	Manu Carezza		Wrist support with a sporty, practical, lightweight design in a universal size, supports the wrist	101
50P13	Manu Sensa		Wrist support made of three-dimensional flat-knitted fabric with integrated, anatomically shaped pad, relieves the wrist and optimises its functioning	102
50P20	Manu Arexa		Wrist brace with aluminium splints which can be preformed in the volar, dorsal or ulnar areas, supports and stabilises the wrist	103
50P21	Manu Arexa Pollex		Wrist brace with aluminium splints which can be preformed in the volar and dorsal areas, supports and stabilises the wrist and thumb joints	104
4142	Manu 3D		Wrist support with thumb loop, stabilises the wrist joint	105
4143	Manu 3D Basic		Wrist support with adjustable thumb loop, stabilises the wrist joint	106
4146	Manu 3D Pollex		Wrist support with thumb loop, stabilises and relieves the wrist and thumb joints	107
4088	Wristoform		Soft wrist brace made of neoprene, excellent fit, stabilises and relieves the wrist joint	108
4055	Manu ComforT		Wrist support made of temperature-regulating material, stabilises and relieves the wrist	109
4058	Manu ComforT Stable		Wrist support made of temperature-regulating material, stabilises and relieves the wrist	110
50P50	Manu Junior		Easy-to-use children's wrist support, stabilises and relieves the wrist	111
50P51	Manu Junior Pollex		Easy-to-use children's wrist support, stabilises and relieves the wrist and thumb joints	112
50P10	Manu Immobil		Wrist brace with steel splint in the wrist joint area for immobilisation in a functional position	113
50P11	Manu Immobil Long		Wrist brace with steel splint in the wrist joint area and additional finger rest, immobilises the wrist and finger joints in a functional position	114

# Upper limbs

## Shoulder and elbow



### Information material

646F279=GB Anatomical wall chart "Shoulder and elbow"

## Shoulder protection

Reference number 7126

Neoprene shoulder support, stabilises the shoulder joint in case of irritation in the shoulder region

### Features and benefits

- Neoprene shoulder protector
  - Warming effect
- Anatomically shaped shoulder support
  - Good fit

### Indications

- Irritation in the area of the shoulder
- Degeneration of the rotator cuff
- Tendomyopathy in the area of the shoulder
- Joint wear (osteoarthritis) of the shoulder joint

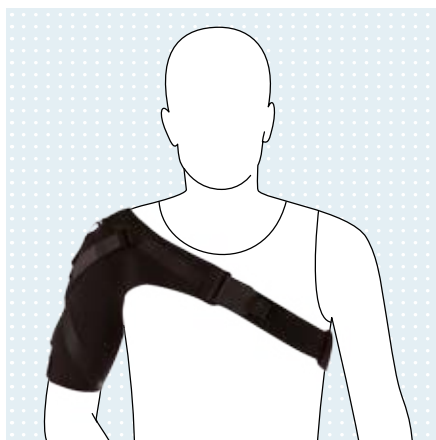
### Modes of action

- Stabilises the shoulder joint
- Can relieve pain

### Technical data



Article number	For size	Circumference at biceps
7126=XS	XS	24 - 28 cm
7126=S	S	28 - 32 cm
7126=M	M	32 - 35 cm
7126=L	L	35 - 38 cm
7126=XL	XL	38 - 42 cm



### Acro Comfort

Reference number 5055

Shoulder support made of temperature-regulating material, stabilises the shoulder joint in case of irritation in the shoulder region

#### Features and benefits

- Anatomically shaped shoulder support
  - Good fit
- Temperature-regulating material
  - Comfortable to wear, washable
- Strap system
  - Individually adjustable stability and flexibility
- Interior silicone nubs
  - Very secure, firm fit

#### Indications

- Irritation in the area of the shoulder
- Degeneration of the rotator cuff
- Tendomyopathy in the area of the shoulder
- Shoulder instability

#### Modes of action

- Stabilises the shoulder joint
- Supports targeted guidance of the shoulder
- Can relieve pain

#### Information material

646F279=GB Anatomical wall chart "Shoulder and elbow"

#### Technical data



Article number	For size	Circumference at biceps
5055=XS	XS	24 - 28 cm
5055=S	S	28 - 32 cm
5055=M	M	32 - 35 cm
5055=L	L	35 - 38 cm
5055=XL	XL	38 - 42 cm

# Upper limbs

## Shoulder and elbow



### Information material

646F279=GB Anatomical wall chart "Shoulder and elbow"

## Omo Immobil Sling

Reference number 50A8

Shoulder joint brace, immobilises and relieves the shoulder joint with interior rotation in case of acute and chronic pain

### Features and benefits

- Large closures
  - User friendly
- High-quality material
  - Breathable and skin-friendly
- Low weight
  - High wearer comfort
- Positionable thumb grip
  - Comfortable positioning of the hand and forearm


### Indications

- Acute or chronic shoulder pain
- Irritation in the area of the shoulder
- Frozen shoulder
- Separated shoulder
- Joint wear (osteoarthritis) of the shoulder joint
- Subcapital humerus fracture
- Anterior shoulder dislocation
- Bankart lesion

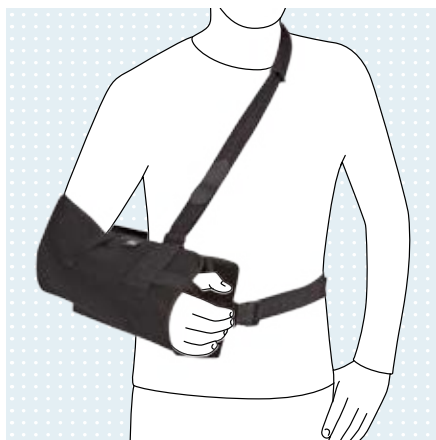
### Modes of action

- Immobilises and relieves the shoulder joint in an internal rotation position
- Can relieve pain

### Technical data



Article number	For size	Side	Lower arm length
50A8=S	S	both sides	29 - 34 cm
50A8=M	M	both sides	35 - 37 cm
50A8=L	L	both sides	38 - 41 cm



### Information material

646F279=GB Anatomical wall chart "Shoulder and elbow"

## Omo Immobil Sling, abduction

Reference number 50A9

Shoulder joint brace, immobilises and relieves the shoulder joint in 15° abduction in case of acute and chronic pain

### Features and benefits

- Waist cushion at 15° abduction
  - Comfortable positioning of the arm and hand
- Large closures
  - User friendly
- High-quality material
  - Breathable and skin-friendly
- Low weight
  - High wearer comfort
- Positionable thumb grip
  - Comfortable positioning of the hand and forearm

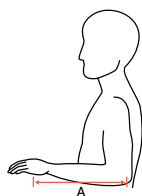
### Indications

- Acute or chronic shoulder pain
- Irritation in the area of the shoulder
- Biceps tendon and muscle injuries
- Dislocation of the shoulder joint

### Modes of action

- Immobilises and relieves the shoulder joint at 15° of abduction
- Can relieve pain

### Technical data



Article number	For size	Side	Lower arm length
50A9=S	S	both sides	29 - 34 cm
50A9=M	M	both sides	35 - 37 cm
50A9=L	L	both sides	38 - 41 cm

# Upper limbs

## Shoulder and elbow



### Information material

646F279=GB Anatomical wall chart "Shoulder and elbow"

### Spare parts

29A222 Exterior rotation kit for Omo Immobil

Further information on accessories and spare parts is found in section 8.

## Omo Immobil

Reference number 50A10

Shoulder joint brace, immobilises and relieves the shoulder joint in 0°, 15°, 30°, 60° or 90° abduction after posterior shoulder dislocation

### Features and benefits

- Individually adjustable abduction angles
  - Adjustable from 0° to 90° depending on medical requirements
- Sturdy tubular frame construction
  - Slim design
- Hook-and-loop pommel
  - Rapid abduction angle adjustment
- Washable padding
  - Hygienic
- For immobilisation of the shoulder in exterior rotation, expandable with service part 29A222
  - Optional retrofitting of exterior rotation
- For bilateral use
  - Reduced inventory levels

### Indications

- Dislocation of the shoulder joint
- Shoulder instability
- Shoulder joint implantation
- Rotator cuff repair or shoulder impingement syndrome

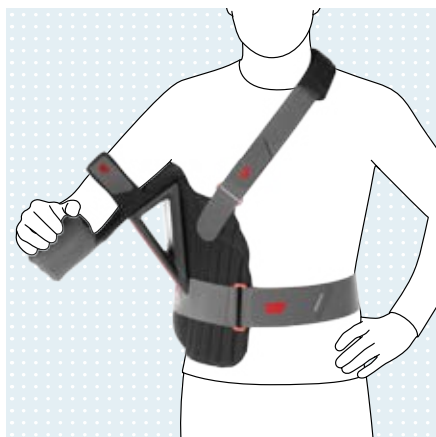
### Modes of action

- Immobilises and relieves the shoulder joint at 0°, 15°, 30°, 60° or 90° of abduction
- Can relieve pain

### Technical data



Article number	For size	Side	Body height
50A10=S	S	both sides	~ 150 - 165 cm
50A10=M	M	both sides	~ 165 - 175 cm
50A10=L	L	both sides	From 175 cm



### Information material

646F279=GB Anatomical wall chart "Shoulder and elbow"

## Omo Immobil Rotation

Reference number 50A11

Shoulder joint brace, immobilises and relieves the shoulder joint in 0°, 15°, 30°, 60° or 90° abduction and 10°, 20° or 30° exterior rotation after anterior shoulder dislocation

### Features and benefits

- Individually adjustable exterior rotation angle
  - Flexible and straightforward adjustment of exterior rotation
- Individually adjustable abduction angle
  - Adjustable from 0° to 90° depending on medical requirements
- Stable tubular frame construction
  - Slim design
- Hook-and-loop abductor
  - Rapid abduction angle adjustment
- High-quality washable pads
  - Hygienic and breathable

### Indications

- Anterior shoulder dislocation
- Bankart lesion
- Labral refixation following Bankart lesion

### Modes of action

- Immobilises and relieves the shoulder joint in 0°, 15°, 30°, 60° or 90° abduction and 10°, 20° or 30° exterior rotation
- Can relieve pain

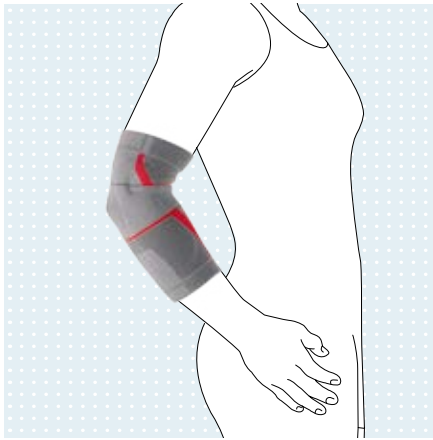
### Technical data



Article number	For size	Side	Body height
50A11=L-S	S	left (L)	~ 150 - 165 cm
50A11=R-S	S	right (R)	~ 150 - 165 cm
50A11=L-M	M	left (L)	~ 165 - 175 cm
50A11=R-M	M	right (R)	~ 165 - 175 cm
50A11=L-L	L	left (L)	From 175 cm
50A11=R-L	L	right (R)	From 175 cm

# Upper limbs

## Shoulder and elbow



### Epi Sensa

Reference number 50A7

Elbow support made of three-dimensional flat-knitted fabric with integrated pad, relieves the elbow joint and optimises its functioning

#### Features and benefits

- Three-dimensional flat-knitted fabric
  - Optimum anatomical fit and excellent wearer comfort
- Integrated, anatomically shaped pads
  - Targeted micro-massage
- Open mesh section on the inside of the elbow
  - Optimum adaptation to anatomical conditions
- Low-compression edges
  - Prevents pressure sores

#### Information material

646D544=EN Sensa line information for specialist dealers

646F279=GB Anatomical wall chart "Shoulder and elbow"

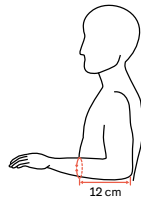
#### Indications

- Irritation in the area of the elbow
- Tennis elbow (lateral epicondylitis)
- Golfer's elbow (epicondylitis humeri ulnaris)
- Tendomyopathy in the area of the elbow
- Soft tissue disease (e.g. chronic bursitis) or injuries
- Joint effusion and periarticular swelling

#### Modes of action

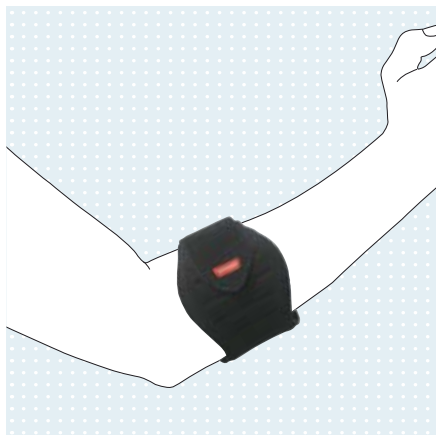
- Relieves the elbow joint and optimises its functioning
- Stimulates proprioception
- Supports sensorimotor function
- Activates muscular stabilisation
- Continuously optimises soft tissue compression
- Promotes the reduction of oedemas and haematomas
- Can relieve pain

#### Technical data



Article number	For size	Colour	Forearm circumference
50A7=XS-1	XS	Grey	17,0 - 19,0 cm
50A7=S-1	S	Grey	19,0 - 21,0 cm
50A7=M-1	M	Grey	21,0 - 23,0 cm
50A7=L-1	L	Grey	23,0 - 25,5 cm
50A7=XL-1	XL	Grey	25,5 - 28,0 cm
50A7=XXL-1	XXL	Grey	28,0 - 31,0 cm





### Epi Forsa Plus

Reference number 50A3

Epicondylitis brace with a stable and soft, padded plastic core, relieves the local tendon insertion

#### Features and benefits

- Elastic insert tape
  - Dynamic, continuous regulation of pressure
- Stable, softly padded plastic core
  - Optimum pressure distribution
- Pads can be repositioned
  - Targeted micro-massage

#### Indications

- Tennis elbow (lateral epicondylitis)
- Golfer's elbow (epicondylitis humeri ulnaris)

#### Modes of action

- Provides local relief for the tendon tissue on the epicondyle
- Targeted, controlled compression of the forearm muscles
- Promotes hyperaemia through friction massage
- Can relieve pain

#### Technical data

Article number

50A3=7

For size

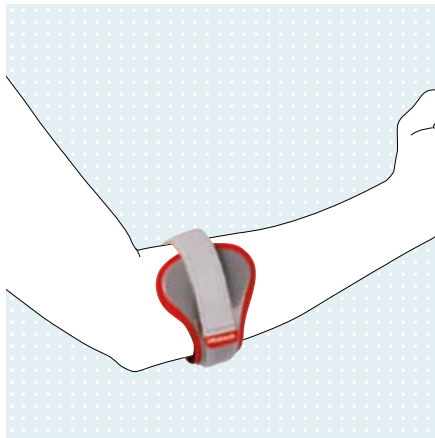
Universal

#### Information material

646F279=GB Anatomical wall chart "Shoulder and elbow"

# Upper limbs

## Shoulder and elbow



### Information material

646F279=GB Anatomical wall chart "Shoulder and elbow"

## Epiflex

Reference number 4801N

Semi-rigid shaped plastic brace, relieves the local tendon insertion

### Features and benefits

- Semi-rigid moulded plastic brace
  - Ergonomic and attractive design
- Straightforward to put on and easy to adjust:
  - Targeted compression
- Interior neoprene padding
  - Very secure, firm fit

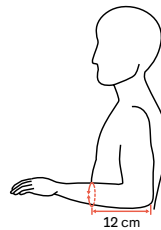
### Indications

- Tennis elbow (lateral epicondylitis)
- Golfer's elbow (epicondylitis humeri ulnaris)

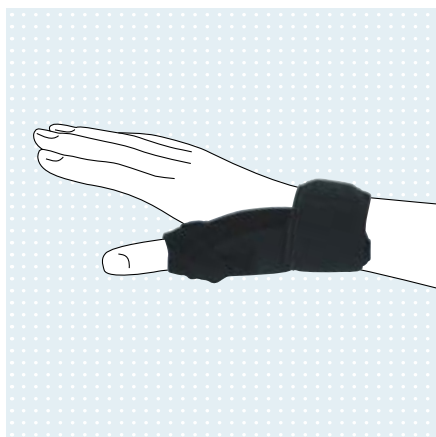
### Modes of action

- Provides local relief for the tendon tissue on the epicondyle
- Targeted, controlled compression of the forearm muscles
- Promotes hyperaemia through friction massage
- Can relieve pain

### Technical data



Article number	For size	Forearm circumference
4801N=S	S	24 - 25 cm
4801N=M	M	26 - 27 cm
4801N=L	L	28 - 30 cm
4801N=XL	XL	31 - 33 cm



### Rhizo Arexa

Reference number 50P22

Thumb brace with lateral aluminium bars, stabilises and relieves the thumb joints

#### Features and benefits

- Formable lateral aluminium splints
  - Stabilises the thumb without exerting pressure on the back of the thumb
- Seamless design
  - Comfortable to wear, especially in the sensitive thumb area
- Handy closure strap
  - Easy handling and individually adaptable
- Suitable for either side
  - Only one version required for the right and the left hand

#### Information material

646F609=EN Selection aid for hand orthoses

646F267=GB Anatomical wall chart "The hand"

#### Indications

- Overloading (tendinopathy)
- Ligament injury (lesion) in the area of the thumb
- Thumb sprain
- Subluxation/dislocation
- Thumb instability
- Irritation in the area of the thumb
- Partial paralysis
- Joint wear in the CMC joint of the thumb (osteoarthritis of the thumb)

#### Modes of action

- Stabilises and relieves the thumb joints
- Can relieve pain

#### Technical data



Article number	For size	Side	Wrist circumference
50P22=S	S	both sides	14-18 cm
50P22=M	M	both sides	18-22 cm

# Upper limbs

## Hand and fingers



### Information material

646F609=EN Selection aid for hand orthoses

646F267=GB Anatomical wall chart "The hand"

## Thumboform Long

Reference number 4085

Long thumb support made of dirt-repellent material, stabilises and relieves the thumb joints

### Features and benefits

- Neoprene
  - Warming effect
- Inner pocket to hold the plastic insert
  - Easy handling
- Splint made of thermoplastic material, individually mouldable
  - Optimal fit

### Indications

- Irritation in the area of the thumb
- Sprain
- Subluxation/dislocation
- Joint wear in the CMC joint of the thumb (osteoarthritis of the thumb)
- Ulnar collateral ligament injury of the metacarpophalangeal joint of the thumb (skier's thumb)

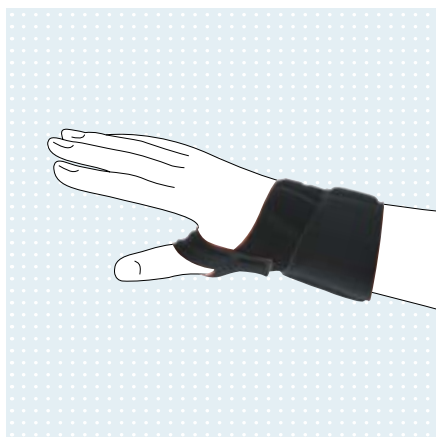
### Modes of action

- Stabilises and relieves the thumb joints
- Can relieve pain

### Technical data



Article number	Side	For size	Wrist circumference
4085=L-XS	left (L)	XS	13 - 14 cm
4085=R-XS	right (R)	XS	13 - 14 cm
4085=L-S	left (L)	S	14 - 16 cm
4085=R-S	right (R)	S	14 - 16 cm
4085=L-M	left (L)	M	16 - 18 cm
4085=R-M	right (R)	M	16 - 18 cm
4085=L-L	left (L)	L	18 - 20 cm
4085=R-L	right (R)	L	18 - 20 cm
4085=L-XL	left (L)	XL	20 - 22 cm
4085=R-XL	right (R)	XL	20 - 22 cm



### Manu Carezza

Reference number 50P70

Wrist support with a sporty, practical, lightweight design in a universal size, supports the wrist

#### Features and benefits

- Seamless design
  - Comfortable to wear
- Handy closure strap
  - Easy handling and individually adaptable
- Sporty design
  - Particularly suitable for everyday use and sports
- Universal size
  - One version fits all

#### Information material

646F609=EN Selection aid for hand orthoses

646F267=GB Anatomical wall chart "The hand"

#### Indications

- Irritation in the area of the wrist and thumb
- Wrist instability
- Scaphoid pseudarthrosis

#### Modes of action

- Relieves and supports the wrist and CMC joint of the thumb
- Can relieve pain

#### Technical data

Article number	For size	Wrist circumference
50P70	Universal	14-22 cm

# Upper limbs

## Hand and fingers



### Manu Sensa

Reference number 50P13

Wrist support made of three-dimensional flat-knitted fabric with integrated, anatomically shaped pad, relieves the wrist and optimises its functioning

#### Features and benefits

- Three-dimensional flat-knitted fabric with targeted compression zones
  - Optimum anatomical fit and excellent wearer comfort
- Integrated, anatomically shaped pad in the radial area
  - Targeted micro-massage
- Anatomically pre-shaped volar plastic splint
  - Individually adaptable
- Elastic wrist strap
  - Additional stability

#### Indications

- Irritation
- Rheumatoid arthritis
- Carpal tunnel syndrome
- Joint wear (osteoarthritis) of the wrist
- Wrist instability

#### Modes of action

- Relieves the wrist and optimises its functioning
- Stimulates proprioception
- Supports sensorimotor function
- Activates muscular stabilisation
- Continuously optimises soft tissue compression
- Promotes the reduction of oedemas and haematomas
- Limits the range of motion of the wrist in the palmar direction
- Can relieve pain

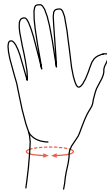
#### Information material

646D544=EN Sensa line information for specialist dealers

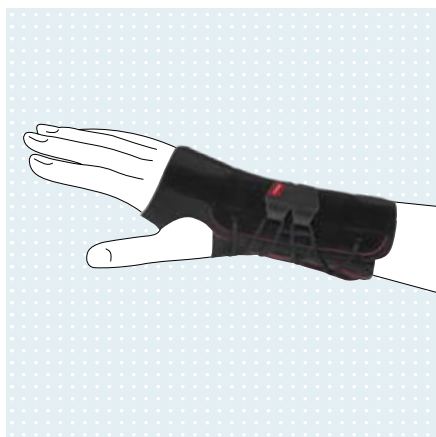
646F609=EN Selection aid for hand orthoses

646F267=GB Anatomical wall chart "The hand"

#### Technical data



Article number	For size	Side	Colour	Wrist circumference
50P13=R-XS-1	XS	right (R)	Grey	14 - 15 cm
50P13=L-XS-1	XS	left (L)	Grey	14 - 15 cm
50P13=R-S-1	S	right (R)	Grey	15 - 16 cm
50P13=L-S-1	S	left (L)	Grey	15 - 16 cm
50P13=L-M-1	M	left (L)	Grey	16 - 17 cm
50P13=R-M-1	M	right (R)	Grey	16 - 17 cm
50P13=L-L-1	L	left (L)	Grey	17 - 18 cm
50P13=R-L-1	L	right (R)	Grey	17 - 18 cm
50P13=L-XL-1	XL	left (L)	Grey	18 - 19 cm
50P13=R-XL-1	XL	right (R)	Grey	18 - 19 cm
50P13=L-XXL-1	XXL	left (L)	Grey	19 - 20 cm
50P13=R-XXL-1	XXL	right (R)	Grey	19 - 20 cm



### Manu Arexa

Reference number 50P20

Wrist brace with aluminium splints which can be preformed in the volar, dorsal or ulnar areas, supports and stabilises the wrist

#### Features and benefits

- Volar, dorsal or ulnar mouldable aluminium splints
  - Stabilises the wrist
- Suitable for either side
  - The orthosis can be used on the left or right side
- Seamless design
  - Comfortable to wear, especially in the sensitive thumb area
- Pull-2-Go closure
  - Easy, one-handed use

#### Information material

646F609=EN Selection aid for hand orthoses

646F267=GB Anatomical wall chart "The hand"

#### Indications

- Overloading (tendinopathy)
- Sprain
- Irritation in the area of the wrist
- Wrist instability
- Rheumatoid arthritis
- Carpal tunnel syndrome
- Partial paralysis

#### Modes of action

- Stabilises and relieves the wrist
- Can relieve pain

#### Technical data



Article number	For size	Side	Wrist circumference
50P20=S	S	both sides	14-16 cm
50P20=M	M	both sides	16-19 cm
50P20=L	L	both sides	19-22 cm

# Upper limbs

## Hand and fingers



### Information material

646F609=EN Selection aid for hand orthoses

646F267=GB Anatomical wall chart "The hand"

## Mano Arexa Pollex

Reference number 50P21

Wrist brace with aluminium splints which can be preformed in the volar and dorsal areas, supports and stabilises the wrist and thumb joints

### Features and benefits

- Volar and dorsal mouldable aluminium splints as well as coil spring for the thumb
  - Stabilises the wrist and thumb
- Seamless design
  - Comfortable to wear, especially in the sensitive thumb area
- Suitable for either side
  - The orthosis can be used on the left or right side
- Pull-2-Go closure
  - Easy, one-handed use

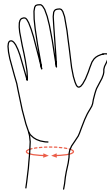
### Indications

- Sprains of the wrist or thumb
- Ligament injury (lesion) in the area of the wrist or thumb
- Subluxation/dislocation
- Partial arthrodesis in the area of the hand
- Rheumatoid arthritis
- Irritation in the area of the wrist and thumb
- Partial paralysis
- Posttraumatic and postoperative immobilisation
- Night positioning

### Modes of action

- Stabilises and relieves the wrist
- Counteracts extension/flexion of the wrist and mobility of the thumb
- Coil spring on the outside of the thumb additionally stabilises the thumb
- Can relieve pain

### Technical data



Article number	For size	Side	Wrist circumference
50P21=S	<b>S</b>	<b>both sides</b>	14-16 cm
50P21=M	<b>M</b>	<b>both sides</b>	16-19 cm
50P21=L	<b>L</b>	<b>both sides</b>	19-22 cm





### Manu 3D

Reference number 4142

Wrist support with thumb loop, stabilises the wrist joint

#### Features and benefits

- Anatomical shape
  - Good fit
- Water-repellent material
  - Suitable for everyday use

#### Indications

- Irritation in the area of the wrist
- Sprain
- Subluxation/dislocation
- Carpal tunnel syndrome
- Tendovaginitis in the area of the hand
- Joint wear (osteoarthritis) of the wrist

#### Modes of action

- Supports and stabilises the wrist
- Can relieve pain

#### Information material

646F609=EN Selection aid for hand orthoses

646F267=GB Anatomical wall chart "The hand"

#### Spare parts

4003 Aluminium bar, short

Further information on accessories and spare parts is found in section 8.

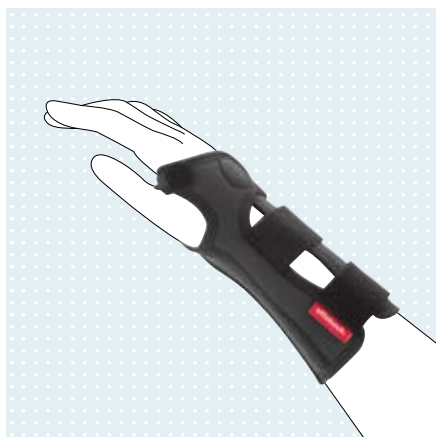
#### Technical data



Article number	For size	Side	Colour	Wrist circumference
4142=L-XS-1	XS	left (L)	Grey	14,0 - 15,0 cm
4142=L-XS-7	XS	left (L)	Black	14,0 - 15,0 cm
4142=L-S-1	S	left (L)	Grey	15,0 - 16,0 cm
4142=L-S-7	S	left (L)	Black	15,0 - 16,0 cm
4142=L-M-1	M	left (L)	Grey	16,0 - 17,0 cm
4142=L-M-7	M	left (L)	Black	16,0 - 17,0 cm
4142=L-L-1	L	left (L)	Grey	17,0 - 18,5 cm
4142=L-L-7	L	left (L)	Black	17,0 - 18,5 cm
4142=L-XL-1	XL	left (L)	Grey	18,5 - 20,0 cm
4142=L-XL-7	XL	left (L)	Black	18,5 - 20,0 cm
4142=L-XXL-1	XXL	left (L)	Grey	20,0 - 22,0 cm
4142=L-XXL-7	XXL	left (L)	Black	20,0 - 22,0 cm
4142=R-XS-1	XS	right (R)	Grey	14,0 - 15,0 cm
4142=R-XS-7	XS	right (R)	Black	14,0 - 15,0 cm
4142=R-S-1	S	right (R)	Grey	15,0 - 16,0 cm
4142=R-S-7	S	right (R)	Black	15,0 - 16,0 cm
4142=R-M-1	M	right (R)	Grey	16,0 - 17,0 cm
4142=R-M-7	M	right (R)	Black	16,0 - 17,0 cm
4142=R-L-1	L	right (R)	Grey	17,0 - 18,5 cm
4142=R-L-7	L	right (R)	Black	17,0 - 18,5 cm
4142=R-XL-1	XL	right (R)	Grey	18,5 - 20,0 cm
4142=R-XL-7	XL	right (R)	Black	18,5 - 20,0 cm
4142=R-XXL-1	XXL	right (R)	Grey	20,0 - 22,0 cm
4142=R-XXL-7	XXL	right (R)	Black	20,0 - 22,0 cm

# Upper limbs

## Hand and fingers



### Information material

646F609=EN Selection aid for hand orthoses

646F267=GB Anatomical wall chart "The hand"

### Spare parts

4003 Aluminium bar, short

Further information on accessories and spare parts is found in section 8.

## Manu 3D Basic

Reference number 4143

Wrist support with adjustable thumb loop, stabilises the wrist joint

### Features and benefits

- Anatomical shape
  - Good fit
- Water-repellent material
  - Suitable for everyday use
- Thumb loop
  - Adjustable with hook-and-loop closure

### Indications

- Irritation in the area of the wrist
- Sprain
- Subluxation/dislocation
- Tendovaginitis in the area of the hand
- Joint wear (osteoarthritis) of the wrist


### Modes of action

- Supports and stabilises the wrist
- Can relieve pain

### Technical data



Article number	For size	Side	Colour	Wrist circumference
4143=L-XS-1	XS	left (L)	Grey	14,0 - 15,0 cm
4143=R-XS-1	XS	right (R)	Grey	14,0 - 15,0 cm
4143=L-XS-7	XS	left (L)	Black	14,0 - 15,0 cm
4143=R-XS-7	XS	right (R)	Black	14,0 - 15,0 cm
4143=L-S-1	S	left (L)	Grey	15,0 - 16,0 cm
4143=R-S-1	S	right (R)	Grey	15,0 - 16,0 cm
4143=L-S-7	S	left (L)	Black	15,0 - 16,0 cm
4143=R-S-7	S	right (R)	Black	15,0 - 16,0 cm
4143=L-M-1	M	left (L)	Grey	16,0 - 17,0 cm
4143=R-M-1	M	right (R)	Grey	16,0 - 17,0 cm
4143=L-M-7	M	left (L)	Black	16,0 - 17,0 cm
4143=R-M-7	M	right (R)	Black	16,0 - 17,0 cm
4143=L-L-1	L	left (L)	Grey	18,0 - 18,5 cm
4143=R-L-1	L	right (R)	Grey	18,0 - 18,5 cm
4143=L-L-7	L	left (L)	Black	18,0 - 18,5 cm
4143=R-L-7	L	right (R)	Black	18,0 - 18,5 cm
4143=L-XL-1	XL	left (L)	Grey	18,5 - 20,0 cm
4143=R-XL-1	XL	right (R)	Grey	18,5 - 20,0 cm
4143=L-XL-7	XL	left (L)	Black	18,5 - 20,0 cm
4143=R-XL-7	XL	right (R)	Black	18,5 - 20,0 cm
4143=L-XXL-1	XXL	left (L)	Grey	20,0 - 22,0 cm
4143=R-XXL-1	XXL	right (R)	Grey	20,0 - 22,0 cm
4143=L-XXL-7	XXL	left (L)	Black	20,0 - 22,0 cm
4143=R-XXL-7	XXL	right (R)	Black	20,0 - 22,0 cm



### Manu 3D Pollex

Reference number 4146

Wrist support with thumb loop, stabilises and relieves the wrist and thumb joints

#### Features and benefits

- Anatomical shape
  - Good fit
- Water-repellent material
  - Suitable for everyday use
- Functional thumb position
  - Targeted support for the thumb
- Wide straps
  - Easy handling
- Anatomically pre-shaped, individually mouldable plastic splint
  - Volar support

#### Indications

- Irritation in the area of the wrist and thumb
- Sprain
- Subluxation/dislocation
- Tenosynovitis in the area of the hand and thumb
- De Quervain's tenosynovitis
- Ulnar collateral ligament injury of the metacarpophalangeal joint of the thumb (skier's thumb)
- Joint wear in the CMC joint of the thumb (osteoarthritis of the thumb)

#### Modes of action

- Stabilises and relieves the wrist and thumb joints
- Can relieve pain

#### Technical data



Article number	For size	Side	Colour	Wrist circumference
4146=L-XS-1	XS	left (L)	Grey	14,0 - 15,0 cm
4146=R-XS-1	XS	right (R)	Grey	14,0 - 15,0 cm
4146=L-XS-7	XS	left (L)	Black	14,0 - 15,0 cm
4146=R-XS-7	XS	right (R)	Black	14,0 - 15,0 cm
4146=L-S-1	S	left (L)	Grey	15,0 - 16,0 cm
4146=R-S-1	S	right (R)	Grey	15,0 - 16,0 cm
4146=L-S-7	S	left (L)	Black	15,0 - 16,0 cm
4146=R-S-7	S	right (R)	Black	15,0 - 16,0 cm
4146=L-M-1	M	left (L)	Grey	16,0 - 17,0 cm
4146=R-M-1	M	right (R)	Grey	16,0 - 17,0 cm
4146=L-M-7	M	left (L)	Black	16,0 - 17,0 cm
4146=R-M-7	M	right (R)	Black	16,0 - 17,0 cm
4146=L-L-1	L	left (L)	Grey	17,0 - 18,5 cm
4146=R-L-1	L	right (R)	Grey	17,0 - 18,5 cm
4146=L-L-7	L	left (L)	Black	17,0 - 18,5 cm
4146=R-L-7	L	right (R)	Black	17,0 - 18,5 cm
4146=L-XL-1	XL	left (L)	Grey	18,5 - 20,0 cm
4146=R-XL-1	XL	right (R)	Grey	18,5 - 20,0 cm
4146=L-XL-7	XL	left (L)	Black	18,5 - 20,0 cm
4146=R-XL-7	XL	right (R)	Black	18,5 - 20,0 cm
4146=L-XXL-1	XXL	left (L)	Grey	20,0 - 22 cm
4146=R-XXL-1	XXL	right (R)	Grey	20,0 - 22 cm
4146=L-XXL-7	XXL	left (L)	Black	20,0 - 22 cm
4146=R-XXL-7	XXL	right (R)	Black	20,0 - 22 cm

#### Information material

646F609=EN Selection aid for hand orthoses

646F267=GB Anatomical wall chart "The hand"

#### Spare parts

4003 Aluminium bar, short

Further information on accessories and spare parts is found in section 8.

# Upper limbs

## Hand and fingers



### Wristoform

Reference number 4088

Soft wrist brace made of neoprene, excellent fit, stabilises and relieves the wrist joint

#### Features and benefits

- Neoprene
  - Impermeable to water
- Volar splint and dorsal insert made of thermoplastic material
  - Improved stability
- Dorsal thermoplastic insert
  - Individually adaptable
- Wide, non-elastic hook-and-loop strap
  - Improved stability
- Thumb loop
  - Adjustable with hook-and-loop closure

#### Indications

- Wrist instability
- Irritation in the area of the wrist
- Sprain
- Subluxation/dislocation
- Tendovaginitis in the area of the hand
- Complex wrist injury
- Carpal tunnel syndrome

#### Modes of action

- Stabilises and relieves the wrist
- Can relieve pain

#### Technical data



Article number	For size	Side	Wrist circumference
4088=L-XS	XS	left (L)	13 - 14 cm
4088=R-XS	XS	right (R)	13 - 14 cm
4088=L-S	S	left (L)	14 - 16 cm
4088=R-S	S	right (R)	14 - 16 cm
4088=L-M	M	left (L)	16 - 18 cm
4088=R-M	M	right (R)	16 - 18 cm
4088=L-L	L	left (L)	18 - 20 cm
4088=R-L	L	right (R)	18 - 20 cm
4088=L-XL	XL	left (L)	20 - 22 cm
4088=R-XL	XL	right (R)	20 - 22 cm

#### Information material

646F609=EN Selection aid for hand orthoses

646F267=GB Anatomical wall chart "The hand"

#### Spare parts

4014 Plastic splint, hard, 18 cm

Further information on accessories and spare parts is found in section 8.



### Manu ComforT

Reference number 4055

Wrist support made of temperature-regulating material, stabilises and relieves the wrist

#### Features and benefits

- Temperature-regulating material
  - Comfortable to wear, washable
- Two dorsal coil springs
  - Additional stability
- Hook-and-loop closures with O-rings
  - Additional stability
- Wide central hook-and-loop strap
  - Improved stability

#### Indications

- Wrist instability
- Irritation in the area of the wrist
- Sprain
- Subluxation/dislocation
- Carpal tunnel syndrome
- Tendovaginitis in the area of the hand
- Joint wear (osteoarthritis) of the wrist

#### Modes of action

- Stabilises and relieves the wrist
- Can relieve pain

#### Technical data



Article number	For size	Side	Wrist circumference
4055=L-XS	XS/S	left (L)	13 - 16 cm
4055=R-XS	XS/S	right (R)	13 - 16 cm
4055=L-M	M/L	left (L)	16 - 19 cm
4055=R-M	M/L	right (R)	16 - 19 cm
4055=L-XL	XL/XXL	left (L)	19 - 23 cm
4055=R-XL	XL/XXL	right (R)	19 - 23 cm

#### Information material

646F267=GB Anatomical wall chart "The hand"

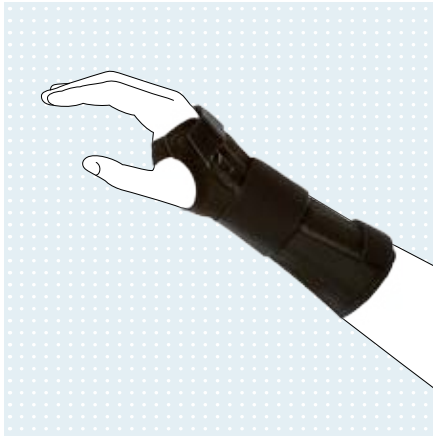
#### Spare parts

4003 Aluminium bar, short

Further information on accessories and spare parts is found in section 8.

# Upper limbs

## Hand and fingers



### Mano ComforT Stable

Reference number 4058

Wrist support made of temperature-regulating material, stabilises and relieves the wrist

#### Features and benefits

- Temperature-regulating material
  - Comfortable to wear, washable
- Two dorsal coil springs
  - Additional stability
- Hook-and-loop closures with O-rings
  - Easy handling
- Wide central hook-and-loop strap
  - Improved stability

#### Information material

646F609=EN Selection aid for hand orthoses

646F267=GB Anatomical wall chart "The hand"

#### Spare parts

4014 Plastic splint, hard, 18 cm

Further information on accessories and spare parts is found in section 8.

#### Indications

- Wrist instability
- Irritation in the area of the wrist
- Sprain
- Subluxation/dislocation
- Carpal tunnel syndrome
- Tendovaginitis in the area of the hand
- Joint wear (osteoarthritis) of the wrist
- Wrist drop due to paresis of the radial nerve

#### Modes of action

- Stabilises and relieves the wrist
- Can relieve pain

#### Technical data



Article number	For size	Side	Wrist circumference
4058=L-XS	XS/S	left (L)	13 - 16 cm
4058=R-XS	XS/S	right (R)	13 - 16 cm
4058=L-M	M/L	left (L)	16 - 19 cm
4058=R-M	M/L	right (R)	16 - 19 cm
4058=L-XL	XL/XXL	left (L)	19 - 23 cm
4058=R-XL	XL/XXL	right (R)	19 - 23 cm



### Mano Junior

Reference number 50P50

Easy-to-use children's wrist support, stabilises and relieves the wrist

#### Features and benefits

- Aluminium splint, mouldable in volar area
  - Stabilises the wrist
- Child-friendly fit
  - Fit was specially developed for children's hands
- Flexible hook-and-loop closures
  - Very easy to use
- High-quality, slim material
  - Great design and good fit

#### Indications

- Congenital malformation on the wrist and carpus
- Overloading (tendinopathy)
- Ligament injury (lesion) in the area of the wrist
- Wrist sprain
- Wrist instability
- Impingement syndrome (ulnocarpal)
- Juvenile rheumatoid arthritis
- Irritation in the area of the wrist
- Scaphoid pseudarthrosis

#### Modes of action

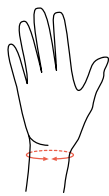
- Stabilises and relieves the wrist
- Counteracts extension/flexion of the wrist
- Can relieve pain

#### Information material

646F609=EN Selection aid for hand orthoses

646F267=GB Anatomical wall chart "The hand"

#### Technical data



Article number	For size	Side	Wrist circumference
50P50=L-S	S	left (L)	9-11 cm
50P50=R-S	S	right (R)	9-11 cm
50P50=L-M	M	left (L)	11-13 cm
50P50=R-M	M	right (R)	11-13 cm
50P50=L-L	L	left (L)	13-15 cm
50P50=R-L	L	right (R)	13-15 cm

# Upper limbs

## Hand and fingers



### Manu Junior Pollex

Reference number 50P51

Easy-to-use children's wrist support, stabilises and relieves the wrist and thumb joints

#### Features and benefits

- Aluminium splint, mouldable in volar area and additional support for thumb
  - Stabilises the wrist and thumb
- Child-friendly fit
  - Fit was specially developed for children's hands
- Flexible hook-and-loop closures
  - Very easy to use
- High-quality, slim material
  - Great design and good fit

#### Information material

646F609=EN Selection aid for hand orthoses

646F267=GB Anatomical wall chart "The hand"

#### Indications

- Congenital malformation on the wrist, carpus or thumb
- Overloading (tendinopathy)
- Ligament injury (lesion) in the area of the wrist or thumb
- Sprains of the wrist or thumb
- Instability in the wrist or thumb
- Impingement syndrome (ulnocarpal)
- Juvenile rheumatoid arthritis
- Irritation in the area of the wrist and thumb
- Partial paralysis
- Carpal tunnel syndrome

#### Modes of action

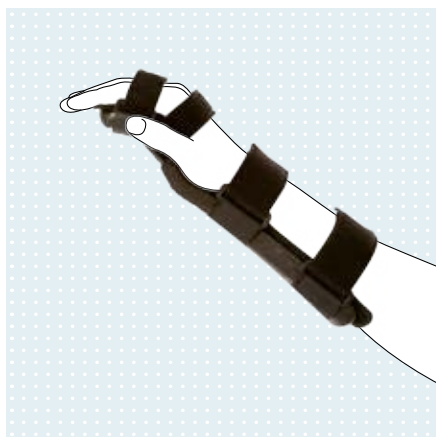
- Stabilises and relieves the wrist
- Counteracts extension/flexion of the wrist
- Can relieve pain

#### Technical data



Article number	For size	Side	Wrist circumference
50P51=L-S	S	left (L)	9-11 cm
50P51=R-S	S	right (R)	9-11 cm
50P51=L-M	M	left (L)	11-13 cm
50P51=R-M	M	right (R)	11-13 cm
50P51=L-L	L	left (L)	13-15 cm
50P51=R-L	L	right (R)	13-15 cm





### Manu Immobil

Reference number 50P10

Wrist brace with steel splint in the wrist joint area for immobilisation in a functional position

#### Features and benefits

- Steel splint in the wrist joint area
  - Individually adaptable
- SpaceTex material
  - Wicks away moisture
- Washable
  - Hygienic

#### Indications

- Fracture and dislocation of the hand/wrist
- Condition after wrist, carpal or metacarpal surgery
- Irritation in the area of the wrist
- Carpal tunnel syndrome
- Joint wear (osteoarthritis) of the wrist
- Severe sprains

#### Modes of action

- Immobilises the wrist in a functional position
- Can relieve pain

#### Technical data

Article number	For size	Side
50P10	Universal	both sides


#### Information material

646F609=EN Selection aid for hand orthoses

646F267=GB Anatomical wall chart "The hand"

# Upper limbs

## Hand and fingers



### Manu Immobil Long

Reference number 50P11

Wrist brace with steel splint in the wrist joint area and additional finger rest, immobilises the wrist and finger joints in a functional position

#### Features and benefits

- Steel splint in the wrist joint area
  - Individually adaptable
- Washable
  - Hygienic
- Finger rest
  - Functional positioning of the fingers

#### Indications

- Fracture and dislocation of the hand/wrist and finger
- Condition after wrist, carpal or metacarpal surgery
- Irritation in the area of the wrist and finger joints
- Carpal tunnel syndrome
- Joint wear (osteoarthritis) of the wrist
- Severe sprains

#### Modes of action

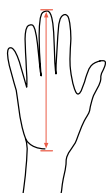
- Immobilises the wrist and finger joints in a functional position
- Can relieve pain

#### Information material

646F609=EN Selection aid for hand orthoses

646F267=GB Anatomical wall chart "The hand"

#### Technical data



Article number	For size	Side	Wrist circumference
50P11=M	M	both sides	Up to 18 cm
50P11=L	L	both sides	From 18 cm


























# NeuroRehabilitation



# NeuroRehabilitation

## Product overview

Ref. number	Product name	Image	Short description	Page
28U70	GoOn		Ankle foot orthosis for lifting the foot in neutral position	119
28U90	Ankle-foot orthosis		Ankle-foot orthosis for lifting the foot in neutral position.	120
28U50	Malleo Neurexa pro		Thermoplastic ankle-foot orthosis with dynamic pronation strap.	121
28U11	WalkOn		Dynamic ankle-foot orthosis made of carbon, for lifting the foot and active energy return while walking.	122
28U22	WalkOn Flex		Dynamic ankle-foot orthosis made of composite material, for lifting the foot and active energy return while walking.	123
28U23	WalkOn Trimable		Dynamic ankle-foot orthosis made of carbon, for lifting the foot and active energy return while walking.	124
28U24	WalkOn Reaction		Dynamic ankle-foot orthosis made of carbon, for lifting the foot with slight anterior support for the knee joint and for active energy return while walking.	125
28U25	WalkOn Reaction plus		Dynamic ankle-foot orthosis made of carbon, for lifting the foot with anterior support for the knee joint and for active energy return while walking.	126
28U25	WalkOn Reaction junior		Dynamic ankle-foot orthosis made of carbon for children.	127
28FS100	L100 Go System		The L100 Go was designed for users with drop foot and is based on the principle of functional electrical stimulation. Stimulation takes place via one channel.	128
28FS300	L300 Go system		The L300 Go system is a multi-channel system. This version is a useful treatment option for users for whom adequate dorsiflexion is not possible with single-channel stimulation and who also have instability of the knee or weak thigh muscles.	129
28KS300	L300 Go System Plus Upgrade		The L300 Go Plus Upgrade is used in combination with the L300 Go and offers additional support for knee instability and weakness of the thigh muscles.	130
28KS310	L300 Go System Plus Stand Alone		The L300 Go System Plus Stand Alone consists of the thigh system. The system offers support for knee instability and weakness of the thigh muscles.	131
28FS300=PROGRAMMER	Clinician's programmer kit		The L300 Go clinician's programmer kit is used to carry out the individual L300 Go settings for the patient.	132
28FS300=CLINIC-KIT	Clinical kit/basic equipment for professionals		The clinical kit is used to identify patients for whom the L100 Go or L300 Go is a suitable fitting solution.	133
8165	Genu Neurexa		Knee guiding orthosis for the prevention of hyperextension, primarily following a stroke.	134
28P30	Manu Neurexa plus		Wrist stabilisation orthosis with adjustable wrist joint, can be combined with hand support rest and Omo Neurexa plus.	135
5065N	Omo Neurexa plus		Shoulder orthosis, stabilises and relieves the paretic shoulder.	136
28PS200	H200 Wireless		Based on functional electrical stimulation, the H200 Wireless can improve the hand's active range of motion and provide support for simple grasping movements in everyday life.	137



## GoOn

Reference number 28U70

Ankle foot orthosis for lifting the foot in neutral position

### Features and benefits

- Universal size (adult size)
  - One size fits all users
- Front support attached directly to the foot
  - Very secure, firm fit
- Spring elements made of individual filaments
  - Controlled lifting force, moderate guidance and torsion control of the foot
- Viscoelastic cushion
  - Minimised pressure on the top of the foot
- Easy handling and soft materials
  - High acceptance
- Dorsal spring construction
  - Can be worn with or without footwear, regardless of heel height. If the orthosis is worn without footwear, an additional hook-and-loop closure is required (included in the scope of delivery)
- Orthosis does not cover the heel and forefoot
  - High proprioception
- Easy to wash
  - Hygienic

### Information material

646D1127=EN_MASTER	28U70 information for practitioners
646D1249=EN_INT	Lower limb stroke information for practitioners
646H15=EN_INT	Stroke user information
646D792=EN_INT	Mobilisation following a stroke
646F340=EN_INT	Stroke indication matrix
647G1225=ALL_INT	28U70 Instructions for use

### Spare parts

29U25	Y-hook-and-loop
29U70	Pad for GoOn incl. straps and Y-hook-and-loop
29U74	Viscoelastic pressure pad

Further information on accessories and spare parts is found in section 8.

### Indications

- Drop foot caused by
  - Fatigue syndrome
  - Problems with balance
  - Dementia
  - Parkinson's disease
  - Stroke
  - Traumatic brain injury
  - Multiple sclerosis
  - Neural muscular atrophy
  - Peroneal paralysis (paresis)

### Modes of action

- Light support for drop foot

### Technical data



Article number	For size
28U70	Universal



## Ankle-foot orthosis

Reference number 28U90

Ankle-foot orthosis for lifting the foot in neutral position.

### Features and benefits

- Thin-walled design
  - Inconspicuous under clothing and in the shoe
- Long sole
  - Precise guidance of the foot, sole can be shortened as needed
- Low weight
  - No added strain
- Calf pad, easy to remove and washable
  - Good wearer comfort
- Pad with strap suitable for left-hand or right-hand use
  - Straightforward adaptation to the patient

### Indications

- Drop foot caused by
  - Peroneal paralysis (paresis)
  - Stroke
  - Traumatic brain injury
  - Multiple sclerosis
  - Neural muscular atrophy

### Modes of action

- Passive, flexible limitation of plantar flexion
- Dynamically returns the foot to the neutral position

### Information material

646D1249=EN_INT	Lower limb stroke information for practitioners
646H15=EN_INT	Stroke user information
646D792=EN_INT	Mobilisation following a stroke
646F340=EN_INT	Stroke indication matrix
647G955=ALL_INT	28U90 instructions for use

### Spare parts

29U90	Calf pad with strap
-------	---------------------

Further information on accessories and spare parts is found in section 8.

### Technical data



Article number	Shoe size	Side	Colour
28U90=L35-37-0	35 - 37	left (L)	Beige
28U90=R35-37-0	35 - 37	right (R)	Beige
28U90=L35-37-7	35 - 37	left (L)	Black
28U90=R35-37-7	35 - 37	right (R)	Black
28U90=L37-39-0	37 - 39	left (L)	Beige
28U90=R37-39-0	37 - 39	right (R)	Beige
28U90=L37-39-7	37 - 39	left (L)	Black
28U90=R37-39-7	37 - 39	right (R)	Black
28U90=L39-41-0	39 - 41	left (L)	Beige
28U90=R39-41-0	39 - 41	right (R)	Beige
28U90=L39-41-7	39 - 41	left (L)	Black
28U90=R39-41-7	39 - 41	right (R)	Black
28U90=L41-44-0	41 - 44	left (L)	Beige
28U90=R41-44-0	41 - 44	right (R)	Beige
28U90=L41-44-7	41 - 44	left (L)	Black
28U90=R41-44-7	41 - 44	right (R)	Black
28U90=L44-47-0	44 - 47	left (L)	Beige
28U90=R44-47-0	44 - 47	right (R)	Beige
28U90=L44-47-7	44 - 47	left (L)	Black
28U90=R44-47-7	44 - 47	right (R)	Black





## Malleo Neurexa pro

Reference number 28U50

Thermoplastic ankle-foot orthosis with dynamic pronation strap.

### Features and benefits

- Can be worn barefoot as well as with shoes
  - Flexible
- Dynamic pronation strap
  - Corrects supination
- Can be used as both a day or night splint
  - Prevents contractures

### Indications

- Drop foot without/with moderate supination of the foot due to spasticity
  - Stroke
  - Traumatic brain injury
  - Multiple sclerosis
  - Neural muscular atrophy
  - Isolated peroneal paralysis

### Modes of action

- The special guidance of the closure straps with the combination of the elastic pronation strap ensures effective correction, even with acute hypertonicity of the lower leg musculature.
- Yields when spasticity occurs
- Returns the foot to the neutral position after relaxation

### Information material

646D507=EN_INT	Neurexa line – information for practitioners
646D1249=EN_INT	Lower limb stroke information for practitioners
646H15=EN_INT	Stroke user information
646D792=EN_INT	Mobilisation following a stroke
646F340=EN_INT	Stroke indication matrix
647G1107=ALL_INT	28U50 instructions for use

### Spare parts

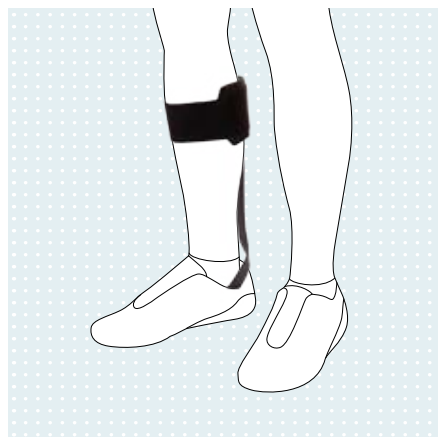
29S1	Hook-and-loop closure
29S2	Strap piece
29S24	Calf pad
29U34	Component set

Further information on accessories and spare parts is found in section 8.

### Technical data



Article number	Shoe size	Side
28U50=L35-37	35-37	left (L)
28U50=R35-37	35-37	right (R)
28U50=L37-39	37-39	left (L)
28U50=R37-39	37-39	right (R)
28U50=L39-41	39-41	left (L)
28U50=R39-41	39-41	right (R)
28U50=L41-44	41-44	left (L)
28U50=R41-44	41-44	right (R)



## WalkOn

Reference number 28U11

Dynamic ankle-foot orthosis made of carbon, for lifting the foot and active energy return while walking.

### Features and benefits

- Made of carbon fibre prepreg
  - Energy is stored and returned during the gait cycle
- Slim design
  - Inconspicuous to wear
- Low weight
  - High acceptance
- Two comfortable calf bands made of climate-regulating material
  - Skin-friendly padding, washable and exchangeable
- Medial guidance of the longitudinal arch by the pylon
  - Prevents supination in solid footwear
- Dorsal pylon/spring to calf band
  - Good control at heel strike and toe-off

### Indications

- Drop foot caused by
  - Peroneal paralysis (paresis)
  - Stroke
  - Traumatic brain injury
  - Multiple sclerosis
  - Neural muscular atrophy

### Modes of action

- Supports dorsiflexion
- Promotes dynamic rollover
- Increases the stride length by improving muscle dynamics
- Promotes exterior rotation of the foot at heel strike
- Promotes a physiological gait pattern
- Reduces the risk of falling

### Information material

646D387=EN_INT	WalkOn line – information for practitioners
646H14=ALL_INT	WalkOn line user information
646D1249=EN_INT	Lower limb stroke information for practitioners
646H15=EN_INT	Stroke user information
646D792=EN_INT	Mobilisation following a stroke
646F340=EN_INT	Stroke indication matrix
646F447=EN_INT	WalkOn selection tool
647G1530=ALL_INT	28U11 / 28U22 / 28U23 instructions for use

### Spare parts

623Z39	Calf pad
--------	----------

### Accessories

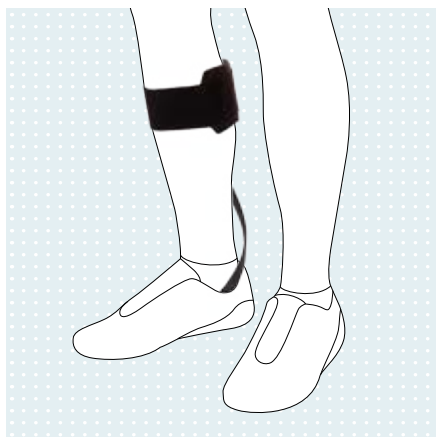
28Z10	Lateral pronation strap
28T1N	WalkOn FIT KIT

Further information on accessories and spare parts is found in section 8.

### Technical data



Article number	Shoe size	Side	Height
28U11=L36-39	36 - 39	left (L)	35 cm
28U11=R36-39	36 - 39	right (R)	35 cm
28U11=L39-42	39 - 42	left (L)	36 cm
28U11=R39-42	39 - 42	right (R)	36 cm
28U11=L42-45	42 - 45	left (L)	37 cm
28U11=R42-45	42 - 45	right (R)	37 cm
28U11=L45-48	45 - 48	left (L)	39 cm
28U11=R45-48	45 - 48	right (R)	39 cm



## WalkOn Flex

Reference number 28U22

Dynamic ankle-foot orthosis made of composite material, for lifting the foot and active energy return while walking.

### Features and benefits

- Made of fibreglass prepreg
  - Easy energy storage and return during the gait cycle
- Trimable sole
  - Straightforward adaptation
- Slim design
  - Inconspicuous to wear
- Low weight
  - High acceptance
- Two comfortable calf bands made of climate-regulating material
  - Skin-friendly padding, washable and exchangeable
- Medial guidance of the longitudinal arch by the pylon
  - Prevents supination in solid footwear
- Spiral-shaped spring to calf band
  - Greater flexibility at heel strike, natural exterior rotation of the foot, less stability during pronation and supination than WalkOn/WalkOn Trimable

### Indications

- Drop foot caused by
  - Peroneal paralysis (paresis)
  - Stroke
  - Traumatic brain injury
  - Multiple sclerosis
  - Neural muscular atrophy

### Modes of action

- Supports dorsiflexion
- Promotes dynamic rollover
- Increases the stride length by improving muscle dynamics
- Promotes exterior rotation of the foot at heel strike
- Promotes a physiological gait pattern
- Reduces the risk of falling

### Technical data



Article number	Shoe size	Side	Height
28U22=L36-39	36 - 39	left (L)	35 cm
28U22=R36-39	36 - 39	right (R)	35 cm
28U22=L39-42	39 - 42	left (L)	36 cm
28U22=R39-42	39 - 42	right (R)	36 cm
28U22=L42-45	42 - 45	left (L)	37 cm
28U22=R42-45	42 - 45	right (R)	37 cm
28U22=L45-48	45 - 48	left (L)	39 cm
28U22=R45-48	45 - 48	right (R)	39 cm

### Information material

646D387=EN_INT	WalkOn line – information for practitioners
646H14=ALL_INT	WalkOn line user information
646D1249=EN_INT	Lower limb stroke information for practitioners
646H15=EN_INT	Stroke user information
646D792=EN_INT	Mobilisation following a stroke
646F340=EN_INT	Stroke indication matrix
646F447=EN_INT	WalkOn selection tool
647G1530=ALL_INT	28U11 / 28U22 / 28U23 instructions for use

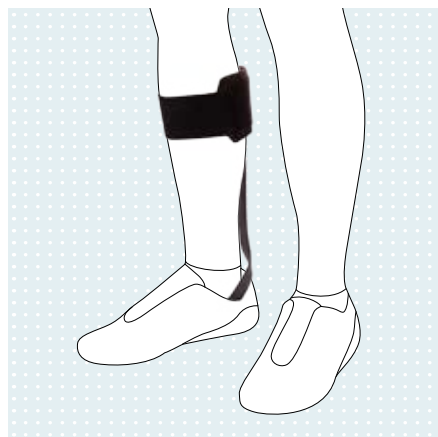
### Spare parts

29U5	Calf pad
------	----------

### Accessories

28Z10	Lateral pronation strap
28T2	WalkOn Flex FIT KIT

Further information on accessories and spare parts is found in section 8.



## WalkOn Trimable

Reference number 28U23

Dynamic ankle-foot orthosis made of carbon, for lifting the foot and active energy return while walking.

### Features and benefits

- Made of carbon fibre prepreg
  - Energy is stored and returned during the gait cycle
- Slim design
  - Inconspicuous to wear
- Trimable sole
  - Straightforward adaptation
- Low weight
  - High acceptance
- Two comfortable calf bands made of climate-regulating material
  - Skin-friendly padding, washable and exchangeable
- Medial guidance of the longitudinal arch by the pylon
  - Prevents supination in solid footwear
- Dorsal pylon/spring to calf band
  - Good control at heel strike and toe-off

### Indications

- Drop foot caused by
  - Peroneal paralysis (paresis)
  - Stroke
  - Traumatic brain injury
  - Multiple sclerosis
  - Neural muscular atrophy

### Modes of action

- Supports dorsiflexion
- Promotes dynamic rollover
- Increases the stride length by improving muscle dynamics
- Promotes exterior rotation of the foot at heel strike
- Promotes a physiological gait pattern
- Reduces the risk of falling

### Technical data



Article number	Shoe size	Side	Height
28U23=L36-39	36 - 39	left (L)	35 cm
28U23=R36-39	36 - 39	right (R)	35 cm
28U23=L39-42	39 - 42	left (L)	36 cm
28U23=R39-42	39 - 42	right (R)	36 cm
28U23=L42-45	42 - 45	left (L)	37 cm
28U23=R42-45	42 - 45	right (R)	37 cm
28U23=L45-48	45 - 48	left (L)	39 cm
28U23=R45-48	45 - 48	right (R)	39 cm

### Information material

646D387=EN_INT	WalkOn line – information for practitioners
646H14=ALL_INT	WalkOn line user information
646D1249=EN_INT	Lower limb stroke information for practitioners
646H15=EN_INT	Stroke user information
646D792=EN_INT	Mobilisation following a stroke
646F340=EN_INT	Stroke indication matrix
646F447=EN_INT	WalkOn selection tool
647G1530=ALL_INT	28U11 / 28U22 / 28U23 instructions for use

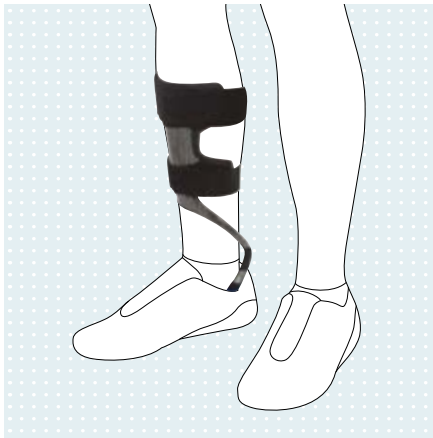
### Spare parts

623Z39	Calf pad
--------	----------

### Accessories

28Z10	Lateral pronation strap
28T1N	WalkOn FIT KIT

Further information on accessories and spare parts is found in section 8.



## WalkOn Reaction

Reference number 28U24

Dynamic ankle-foot orthosis made of carbon, for lifting the foot with slight anterior support for the knee joint and for active energy return while walking.

### Features and benefits

- Made of carbon fibre prepreg
  - Energy is stored and returned during the gait cycle
- Slim design
  - Inconspicuous to wear
- Trimable sole
  - Straightforward adaptation
- Low weight
  - High acceptance
- Shin pads with integrated closures made of climate-regulating material
  - Skin-friendly padding, washable and exchangeable
- Anterior support
  - Good control at heel strike and toe-off
- Lateral pronation strap
  - In conjunction with the lateral pronation strap, it is possible to reduce varus deviation of the foot and ankle and supination of the forefoot. This should always be supported by a corrective insole (included in the scope of delivery).

### Indications

- Drop foot without or with moderate spasticity
- Minor impairment of the foot lowering musculature and minor impairment of knee extension

### Modes of action

- Promotes a largely symmetrical and fluid physiological gait with support for knee extension and flexion, depending on what is needed
- Its energy return supports toe-off and heel strike
- Prevents uncontrolled foot contact and foot slap at heel strike and supports knee extension during toe-off
- Influences the statics in the frontal and sagittal plane when standing due to the alignment of the orthosis

### Information material

646D387=EN_INT	WalkOn line – information for practitioners
646H14=ALL_INT	WalkOn line user information
646D1249=EN_INT	Lower limb stroke information for practitioners
646H15=EN_INT	Stroke user information
646D792=EN_INT	Mobilisation following a stroke
646F340=EN_INT	Stroke indication matrix
646F447=EN_INT	WalkOn selection tool
647G816=ALL_INT	28U24/28U25 instructions for use

### Spare parts

28Z10	Lateral pronation strap
29U23	Shin pad
29U24	Pad incl. hook-and-loop closures
29U25	Y-hook-and-loop

### Accessories

28T3	WalkOn Reaction FIT KIT
------	-------------------------

Further information on accessories and spare parts is found in section 8.

### Technical data



Article number	Shoe size	Side	Height
28U24=L36-39	36 - 39	left (L)	33,3 cm
28U24=R36-39	36 - 39	right (R)	33,3 cm
28U24=L39-42	39 - 42	left (L)	35,5 cm
28U24=R39-42	39 - 42	right (R)	35,5 cm
28U24=L42-45	42 - 45	left (L)	37,7 cm
28U24=R42-45	42 - 45	right (R)	37,7 cm
28U24=L45-48	45 - 48	left (L)	40,0 cm
28U24=R45-48	45 - 48	right (R)	40,0 cm



## WalkOn Reaction plus

Reference number 28U25

Dynamic ankle-foot orthosis made of carbon, for lifting the foot with anterior support for the knee joint and for active energy return while walking.

### Features and benefits

- Made of carbon fibre prepreg
  - Energy is stored and returned during the gait cycle
- Slim design
  - Discreet to wear
- Trimable sole
  - Straightforward adaptation
- Lightweight
  - Promotes high user acceptance
- Shin pads with integrated closures made of climate-regulating material
  - Skin-friendly padding, washable and straightforward to change
- Anterior support
  - Good control at heel strike and toe-off
- Dyneema-reinforced spring
  - Increases the resistance of the orthosis
- Lateral pronation strap
  - In conjunction with the lateral pronation strap, it is possible to reduce varus deviation of the foot and ankle and supination of the forefoot. This should always be supported by a corrective insole (included in the scope of delivery).

### Information material

646D387=EN_INT	WalkOn line – information for practitioners
646H14=ALL_INT	WalkOn line user information
646D1249=EN_INT	Lower limb stroke information for practitioners
646H15=EN_INT	Stroke user information
646D792=EN_INT	Mobilisation following a stroke
646F340=EN_INT	Stroke indication matrix
646F447=EN_INT	WalkOn selection tool
647G816=ALL_INT	28U24/28U25 instructions for use

### Spare parts

28Z10	Lateral pronation strap
29U23	Shin pad
29U24	Pad incl. hook-and-loop closures
29U25	Y-hook-and-loop

### Accessories

28T4	WalkOn Reaction plus FIT KIT
------	------------------------------

Further information on accessories and spare parts is found in section 8.

### Indications

- Drop foot, without or with mild to moderate spasticity
- Suitable in case of additional loss of the foot lowering musculature and/or slight to moderate weakness of the knee extensors (muscle strength level 3 according to Janda)
- Also suitable in case of foot deformities that can be corrected with the 28Z10 pronation strap and insoles.

### Modes of action

- Enables a largely physiological gait with higher stiffness than the familiar WalkOn Reaction. This means that even more effective support for knee extension and flexion can be provided thanks to the more powerful spring force
- Its energy return supports toe-off and heel strike
- Prevents uncontrolled foot contact and foot slap at heel strike and supports knee extension during toe-off
- Influences the statics in the frontal and sagittal plane when standing due to the alignment of the orthosis

### Technical data



Article number	Shoe size	Side	Height
28U25=L36-39	36 - 39	left (L)	33,3 cm
28U25=R36-39	36 - 39	right (R)	33,3 cm
28U25=L39-42	39 - 42	left (L)	35,5 cm
28U25=R39-42	39 - 42	right (R)	35,5 cm
28U25=L42-45	42 - 45	left (L)	37,7 cm
28U25=R42-45	42 - 45	right (R)	37,7 cm
28U25=L45-48	45 - 48	left (L)	40,0 cm
28U25=R45-48	45 - 48	right (R)	40,0 cm



## WalkOn Reaction junior

Reference number 28U25

Dynamic ankle-foot orthosis made of carbon for children.

### Features and benefits

- Highly dynamic characteristics
  - More control when walking
- Low weight and open heel
  - High wearer comfort
- Open heel and anatomically designed frontal support element
  - No pressure points
- Shin pad
  - Better compliance
- Combination with additional dynamic ankle-foot orthoses (DAFOs) possible
  - Enhanced functions
- All fabric parts can be washed and replaced
  - Hygienic

### Indications

- Infantile cerebral palsy
- Drop foot, without or with mild to moderate spasticity
- Hemiparesis
- Diparesis

### Modes of action

- Supports dorsiflexion
- Promotes dynamic rollover
- Increases the stride length by improving muscle dynamics
- Promotes exterior rotation of the foot at heel strike
- Promotes a physiological gait pattern
- Reduces the risk of falling

### Information material

646D1128=EN_INT	WalkOn Reaction junior information for practitioners
646D387=EN_INT	WalkOn line – information for practitioners
646H14=ALL_INT	WalkOn line user information
646D1249=EN_INT	Lower limb stroke information for practitioners
647G816=ALL_INT	28U24/28U25 instructions for use

### Spare parts

28Z10	Lateral pronation strap
29U24	Pad incl. hook-and-loop closures
29U25	Y-hook-and-loop

### Accessories

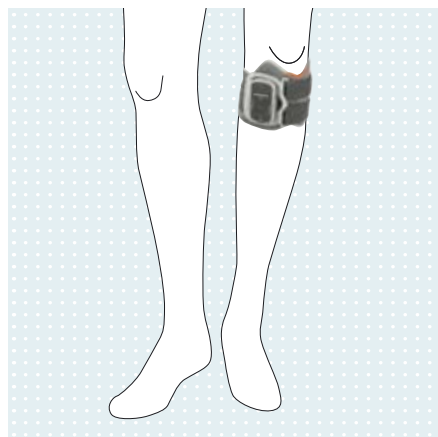
28T5	WalkOn Reaction junior FIT KIT
------	--------------------------------

Further information on accessories and spare parts is found in section 8.

### Technical data



Article number	Shoe size	Side	Height
28U25=L24-27	24 - 27	left (L)	20,5 cm
28U25=R24-27	24 - 27	right (R)	20,5 cm
28U25=L27-30	27 - 30	left (L)	24,5 cm
28U25=R27-30	27 - 30	right (R)	24,5 cm
28U25=L30-33	30 - 33	left (L)	27,0 cm
28U25=R30-33	30 - 33	right (R)	27,0 cm
28U25=L33-36	33 - 36	left (L)	29,4 cm
28U25=R33-36	33 - 36	right (R)	29,4 cm



## L100 Go System

Reference number 28FS100

The L100 Go was designed for users with drop foot and is based on the principle of functional electrical stimulation. Stimulation takes place via one channel.

### Features and benefits

- User app for control and activity measurement
  - Easy handling
- 3D motion detection in real time
  - Reliable stimulation at the right time
- Easy to put on with one hand
  - Reliable application for the patient
- Electrode connections marked in colour
  - Reliable application for the technician/therapist and patient
- Textile electrodes for moistening
  - Easy handling and positioning
- Integrated 10 m walking test
  - Outcome and results can be analysed
- Intuitive fitting
  - Reliable application for the technician/therapist and patient

### Indications

- Drop foot caused by
  - Peroneal paralysis (paresis)
  - Stroke
  - Traumatic brain injury
  - Multiple sclerosis
  - Neural muscular atrophy

### Modes of action

- An electrical stimulation impulse causes the dorsiflexion musculature to contract, lifting the foot during the swing phase

### Technical data

Article number	Side	Lower leg circumference
28FS100=L	left (L)	29-51 cm
28FS100=R	right (R)	29-51 cm

### Information material

646D1249=EN_INT	Lower limb stroke information for practitioners
646D1243=EN_INT	FES information for practitioners
646H15=EN_INT	Stroke user information
646D792=EN_INT	Mobilisation following a stroke
646F340=EN_INT	Stroke indication matrix
647G1428=EN	L100 Go system quick reference guide
647G1427=EN	L100 Go system instructions for use (user)

### Spare parts

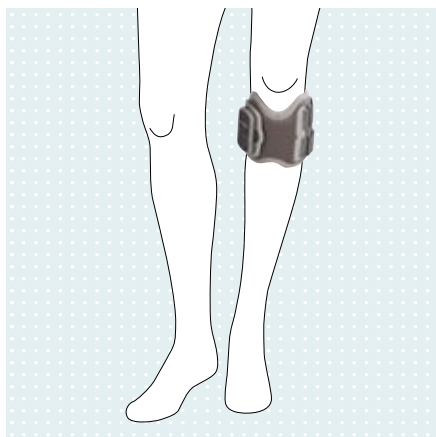
28FS300S	Quick fit electrode
28FS300S	Round textile electrode
28FS300S	Hydrogel electrode
28FS300S=LG4-4U00	Textile electrode adapter set, 45 mm
28FS300S=LG4-5E00	Hydrogel electrode adapter set, 45 mm
28FS300S=LG3-5L00	Cable cover (for adapter sets)
28FS300S=LG4-7100	Magnetic charging cable
28FS300S=LG4-7200	System charger with charging adapters
28FS100S	L100 Go cuff
28FS300S=LG4-5300	Stimulator/EPG

Further information on accessories and spare parts is found in section 8.

Exclusive Distributor for







## L300 Go system

Reference number 28FS300

The L300 Go system is a multi-channel system. This version is a useful treatment option for users for whom adequate dorsiflexion is not possible with single-channel stimulation and who also have instability of the knee or weak thigh muscles.

### Features and benefits

- Intuitive fitting
  - Reliable application for the technician/therapist and patient
- Easy to put on with one hand
  - Reliable application for the patient
- 3D motion detection in real time
  - Reliable stimulation at the right time
- User app for control and activity measurement
  - Remote control and heel switch are only required as an option
- Integrated 10 m walking test
  - Outcome and results can be analysed
- Thigh stimulator optionally available in two versions
  - Knee instabilities in the sagittal plane can be treated with or without the L300 Go
- Textile electrodes for moistening
  - Easy handling and positioning
- Various electrode designs
  - Better results due to more precise stimulation
- Electrode connections marked in colour
  - Safe and easy for patient to use

### Indications

- Drop foot caused by
  - Peroneal paralysis (paresis)
  - Stroke
  - Traumatic brain injury
  - Multiple sclerosis
  - Neural muscular atrophy

### Modes of action

- An electrical stimulation impulse causes the dorsiflexion musculature to contract, lifting the foot during the swing phase

### Technical data

Article number	For size	Side	Lower leg circumference
28FS300=L-S	S	left (L)	22-31 cm
28FS300=R-S	S	right (R)	22-31 cm
28FS300=L-L	L	left (L)	29-51 cm
28FS300=R-L	L	right (R)	29-51 cm

### Information material

646D1249=EN_INT	Lower limb stroke information for practitioners
646D1243=EN_INT	FES information for practitioners
646H15=EN_INT	Stroke user information
646D792=EN_INT	Mobilisation following a stroke
646F340=EN_INT	Stroke indication matrix
647G1363=EN	L300 Go system quick reference guide (user)
647G2004=EN	L300 Go system instructions for use (user)
647G2005=EN	L300 Go system instructions for use (practitioners)

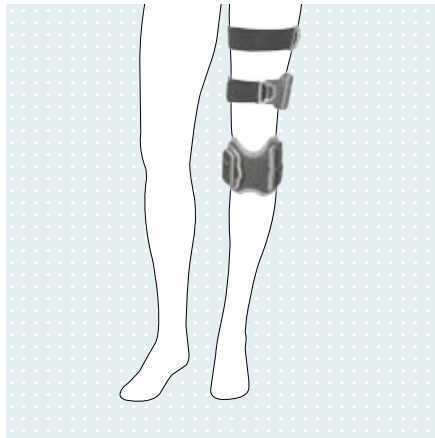
### Spare parts

28FS300S	Quick fit electrode
28FS300S	Small quick fit electrode
28FS300S	Steering electrode
28FS300S	Round textile electrode
28FS300S	Hydrogel electrode
28FS300S=LG4-5E00	Hydrogel electrode adapter set, 45 mm
28FS300S=LG4-4U00	Textile electrode adapter set, 45 mm
28FS300S=LG3-5L00	Cable cover (for adapter sets)
28FS300S=LG4-5300	Stimulator/EPG
28FS300S	Lower leg cuff
28FS300S	Lower leg FS strap
28FS300S=LG3-4A00	Strap cover, lower leg cuff
28FS300S	Inlays
28FS300S=LG4-7100	Magnetic charging cable
28FS300S=LG4-7200	System charger with charging adapters
28FS300S=20-0005	Carrying strap for remote control

### Accessories

28FS300A	Foot sensor
28FS300A=LG3-5K00	Adhesive pads for foot sensor
28FS300A=LG4-5200	Remote control
28FS300A-LG4-5201	Protective cover for remote control

Further information on accessories and spare parts is found in section 8.



## L300 Go System Plus Upgrade

Reference number 28KS300

The L300 Go Plus Upgrade is used in combination with the L300 Go and offers additional support for knee instability and weakness of the thigh muscles.

### Features and benefits

- User app for control and activity measurement
  - Remote control and heel switch are only required as an option
- 3D motion detection in real time
  - Reliable stimulation at the right time
- Easy to put on with one hand
  - Reliable application for the patient
- Electrode connections marked in colour
  - Safe and easy for patient to use
- Textile electrodes for moistening
  - Easy handling and positioning
- Integrated 10 m walking test
  - Outcome and results can be analysed
- Intuitive fitting
  - Reliable application for the technician/therapist and patient
- Various electrode designs
  - Better results due to more precise stimulation

### Indications

- Drop foot in case of
  - Stroke
  - Traumatic brain injury
  - Multiple sclerosis
  - Neural muscular atrophy

### Modes of action

- An electrical stimulation impulse causes the knee-extending or knee-flexing musculature to contract, stabilising the knee

### Information material

646D1249=EN_INT	Lower limb stroke information for practitioners
646D1243=EN_INT	FES information for practitioners
646H15=EN_INT	Stroke user information
646D792=EN_INT	Mobilisation following a stroke
646F340=EN_INT	Stroke indication matrix
647G1365=EN	L300 Go Plus Upgrade and L300 Go Stand Alone quick reference guide (user)
647G1364=EN	L300 Go Plus Upgrade and L300 Go Stand Alone quick reference guide (practitioners)
647G1363=EN	L300 Go system quick reference guide (user)
647G2004=EN	L300 Go system instructions for use (user)
647G2005=EN	L300 Go system instructions for use (practitioners)

### Spare parts

28KS300S=L3P-5D00	Textile electrode for thigh, offset
28KS300S=L4P-5D00	Textile electrode for thigh, central
28KS300S=L4P-4A00	Strap cover, thigh cuff
28KS300S=L4P-8200	Strap holder for thigh cuff
28KS300S	Thigh strap incl. buckles
28KS300S	Thigh cuff
28KS300S=L4P-5300	Stimulator/EPG, peripher
28FS300S=LG4-7100	Magnetic charging cable

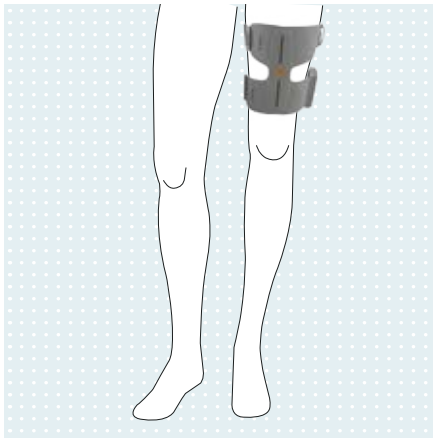
Further information on accessories and spare parts is found in section 8.

Exclusive Distributor for



### Technical data

Article number	For size	Side	Upper thigh circumference	Lower thigh circumference
28KS300=L-L	L	left (L)	53-85 cm	33-50 cm
28KS300=R-L	L	right (R)	53-85 cm	33-50 cm



## L300 Go System Plus Stand Alone

Reference number 28KS310

The L300 Go System Plus Stand Alone consists of the thigh system. The system offers support for knee instability and weakness of the thigh muscles.

### Features and benefits

- User app for control and activity measurement
  - Remote control and heel switch are only required as an option
- 3D motion detection in real time
  - Reliable stimulation at the right time
- Easy to put on with one hand
  - Reliable application for the patient
- Electrode connections marked in colour
  - Safe and easy for patient to use
- Textile electrodes for moistening
  - Easy handling and positioning
- Integrated 10 m walking test
  - Outcome and results can be analysed
- Intuitive fitting
  - Reliable application for the technician/therapist and patient
- Various electrode designs
  - Better results due to more precise stimulation

### Indications

- Drop foot in case of
  - Stroke
  - Traumatic brain injury
  - Multiple sclerosis
  - Neural muscular atrophy

### Modes of action

- An electrical stimulation impulse causes the knee-extending or knee-flexing musculature to contract, stabilising the knee

### Information material

646D1249=EN_INT	Lower limb stroke information for practitioners
646D1243=EN_INT	FES information for practitioners
646H15=EN_INT	Stroke user information
646D792=EN_INT	Mobilisation following a stroke
646F340=EN_INT	Stroke indication matrix
647G1365=EN	L300 Go Plus Upgrade and L300 Go Stand Alone quick reference guide (user)
647G1364=EN	L300 Go Plus Upgrade and L300 Go Stand Alone quick reference guide (practitioners)
647G1363=EN	L300 Go system quick reference guide (user)
647G2004=EN	L300 Go system instructions for use (user)
647G2005=EN	L300 Go system instructions for use (practitioners)

### Spare parts

28KS300S=L3P-5D00	Textile electrode for thigh, offset
28KS300S=L4P-5D00	Textile electrode for thigh, central
28KS300S=L4P-4A00	Strap cover, thigh cuff
28KS300S=L4P-8200	Strap holder for thigh cuff
28KS300S	Thigh strap incl. buckles
28FS300S=LG4-5300	Stimulator/EPG
28KS300S	Thigh cuff
28FS300S=LG4-7100	Magnetic charging cable

### Accessories

28FS300A	Foot sensor
28FS300A=LG3-5K00	Adhesive pads for foot sensor

Further information on accessories and spare parts is found in section 8.

### Technical data

Article number	Side
28KS310=L-L	left (L)
28KS310=R-L	right (R)



## Clinician's programmer kit

Reference number 28FS300=PROGRAMMER

The L300 Go clinician's programmer kit is used to carry out the individual L300 Go settings for the patient.

### Technical data

---

#### Article number

28FS300=PROGRAMMER

---

### Spare parts

28FS300S=LG4-BT01	Bluetooth dongle
28PS200S=20-0014	Clinician's programmer charger + adapter



## Clinical kit/basic equipment for professionals

Reference number 28FS300=CLINICKIT

The clinical kit is used to identify patients for whom the L100 Go or L300 Go is a suitable fitting solution.

### Technical data

#### Article number

28FS300=CLINICKIT

#### Spare parts

28FS300S=LG3-4900	Fitting cable
28FS300S=LG4-4U00	Textile electrode adapter set, 45 mm
28FS300S=LG3-4A00	Strap cover, lower leg cuff
28FS300S=LG4-5E00	Hydrogel electrode adapter set, 45 mm
28FS300S	Inlays
28FS300S=LG3-5L00	Cable cover (for adapter sets)
28FS300S=LG3-6500	Small electrode adapter set, 36 mm
28FS300S	Small quick fit electrode
28FS300S	Quick fit electrode
28FS300S	Round textile electrode
28FS300S	Steering electrode
28FS300S=20-0004	Stimulation tester
28KS300S	Cover for thigh cuff
28KS300S=L3P-5D00	Textile electrode for thigh, offset
28KS300S=L4P-4A00	Strap cover, thigh cuff
28KS300S=L4P-8200	Strap holder for thigh cuff



## Genu Neurexa

Reference number 8165

Knee guiding orthosis for the prevention of hyperextension, primarily following a stroke.

### Features and benefits

- Three-point principle, straps with guaranteed tensile strength, range of motion for splints can be limited, and/or continuously variable cross-strap against hyperextension
  - Counteracts hyperextension of the knee joint during the stance phase; hyperextension strap makes the brace suitable for gait training in therapy
- Brace splint joints adjustable in 10° increments
  - Limits extension and flexion of the knee joint, resulting in pressure distribution, not limited to the hyperextension strap but can also be assumed by extension stops.
- Climate-regulating material
  - High acceptance and wearer comfort
- Front closure
  - Several alternatives for applying the brace
- Machine washable at 40 °C
  - Hygienic

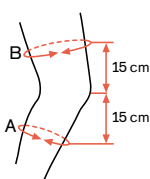
### Indications

- Paresis of leg muscles resulting in hyperextension of the knee following
  - Stroke
  - Intervertebral disc prolapse in the lumbar spine
  - Peripheral nerve damage

### Modes of action

- Supports and stabilises the knee joint
- Improves proprioception
- Supports sensorimotor function
- Prevents hyperextension
- Promotes the reduction of oedemas and haematomas
- Can relieve pain

### Technical data



Article number	For size	Colour	Lower leg circumference A	Thigh circumference B
8165=XS-7	XS	Black	32 - 35	38 - 42
8165=XS-9	XS	Beige	32 - 35	38 - 42
8165=S-7	S	Black	35 - 38	42 - 46
8165=S-9	S	Beige	35 - 38	42 - 46
8165=M-7	M	Black	38 - 41	46 - 50
8165=M-9	M	Beige	38 - 41	46 - 50
8165=L-7	L	Black	41 - 44	50 - 54
8165=L-9	L	Beige	41 - 44	50 - 54
8165=XL-7	XL	Black	44 - 48	54 - 58
8165=XL-9	XL	Beige	44 - 48	54 - 58

### Information material

646D507=EN\_INT Neurexa line – information for practitioners

646F340=EN\_INT Stroke indication matrix

647G601 8165 Instructions for use



## Manu Neurexa plus

Reference number 28P30

Wrist stabilisation orthosis with adjustable wrist joint, can be combined with hand support rest and Omo Neurexa plus.

### Features and benefits

- Only one universal size and side
  - Easy to position and adapt
- Can be combined with the 5065N=\* Omo Neurexa plus without using tools
  - Improved effect
- Can be combined with the 28P31 hand support rest without using tools
  - Can also be worn as a positioning orthosis
- High-quality TriTech climate fabric
  - High wearer comfort
  - Flexible fitting

### Indications

- Incomplete paralysis (paresis) of the forearm and hand musculature, for example due to hemiplegia following a stroke
- Intervertebral disc prolapse in the cervical spine
- Injury of the brachial plexus

### Modes of action

- Relieves the wrist in a continuously variable functional position
- Limits the range of motion of the wrist in the palmar direction
- Holds the hand with either palmar or dorsal support
- Supports gripping ability
- Can prevent malpositions
- Suitable for overnight positioning in combination with the 28P31 hand support rest
- Increased effectiveness for repositioning of the shoulder in combination with the 5065N=\* Omo Neurexa plus
- Can relieve pain

### Technical data

Article number	For size
28P30	Universal

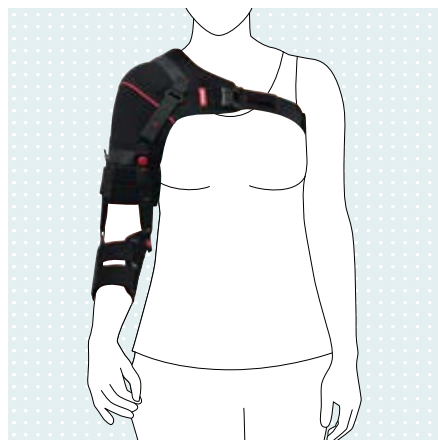
### Information material

646D1126=EN_INT	5065N/28P30 information for practitioners
646D507=EN_INT	Neurexa line – information for practitioners
646D1251=EN_INT	Upper limb stroke information for practitioners
646H15=EN_INT	Stroke user information
646D792=EN_INT	Mobilisation following a stroke
646F340=EN_INT	Stroke indication matrix
647G1282=ALL_INT	28P30 Instructions for use

### Accessories

28P31	Hand support rest for the Manu Neurexa plus
-------	---

Further information on accessories and spare parts is found in section 8.



## Omo Neurexa plus

Reference number 5065N

Shoulder orthosis, stabilises and relieves the paretic shoulder.

### Features and benefits

- Special orthosis design
  - Can be put on independently with one hand
- Design permits re-alignment of the humeral head
  - Reduces pain; proven to improve gait pattern
- Forearm and shoulder sections with silicone strips on the inside
  - Best possible positioning and firm fit, optimised transmission of tensile forces
- Various lengths of traction elements included in scope of delivery
  - Individual adaptation to various user heights
- Can be combined with the 28P30 Manu Neurexa plus without using tools
  - Improved effect
- TriTech climate-regulating material
  - High acceptance and wearer comfort
- Machine washable at 40°
  - Hygienic

### Indications

- Flaccid and painful restriction of movement in the shoulder and arm musculature
  - Hemiparesis
  - Plexus injury (lesion)
  - Peripheral nerve damage to the cervical spine
  - Neurologisch bedingte Subluxation der Schulter

### Modes of action

- Realigns the humeral head in the socket
- Improves body posture due to better sensorimotor control, resulting in a more physiological gait pattern
- Supports the arm position in extension with slight exterior rotation
- Reduces spasticity of the upper limbs
- Can relieve pain

### Information material

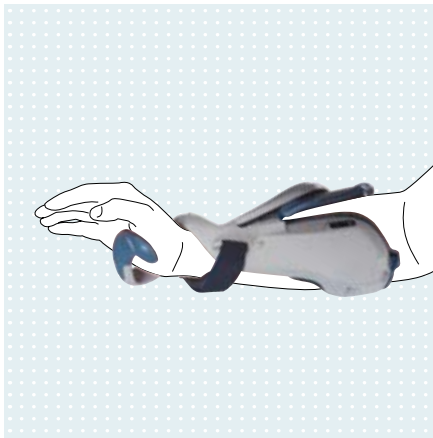
646D1126=EN_INT	5065N/28P30 information for practitioners
646D507=EN_INT	Neurexa line – information for practitioners
646D1251=EN_INT	Upper limb stroke information for practitioners
646H15=EN_INT	Stroke user information
646D792=EN_INT	Mobilisation following a stroke
646F340=EN_INT	Stroke indication matrix
647G1260	5065N Donning guide
647G1224	5065N Instructions for use

### Technical data



Article number	For size	Side	Colour	Chest circumference
5065N=L-XXS-7	XXS	left (L)	Black	73 - 78 cm
5065N=R-XXS-7	XXS	right (R)	Black	73 - 78 cm
5065N=L-XS-7	XS	left (L)	Black	79 - 86 cm
5065N=R-XS-7	XS	right (R)	Black	79 - 86 cm
5065N=L-S-7	S	left (L)	Black	87 - 94 cm
5065N=R-S-7	S	right (R)	Black	87 - 94 cm
5065N=L-M-7	M	left (L)	Black	96 - 102 cm
5065N=R-M-7	M	right (R)	Black	96 - 102 cm
5065N=L-L-7	L	left (L)	Black	103 - 110 cm
5065N=R-L-7	L	right (R)	Black	103 - 110 cm
5065N=L-XL-7	XL	left (L)	Black	111 - 118 cm
5065N=R-XL-7	XL	right (R)	Black	111 - 118 cm





## H200 Wireless

Reference number 28PS200

Based on functional electrical stimulation, the H200 Wireless can improve the hand's active range of motion and provide support for simple grasping movements in everyday life.

### Features and benefits

- Easy one-hand operation
  - Independent use by the patient
- Remote control for selecting the stimulation program
  - Fast switching from functional hand mode to training mode
- Functional electrical stimulation of the hand
  - Improves and utilises hand function
- Regular training possible with training mode
  - Counteracts spasticity, rebuilds musculature
- Training mode
  - Expands active range of motion

### Indications

- Stroke
- Brain injuries (craniocerebral trauma)
- Incomplete spinal cord injury
- Neurological disorders

### Modes of action

- An electrical stimulation impulse causes the forearm musculature to contract, lifting or opening the hand

### Information material

646D1251=EN_INT	Upper limb stroke information for practitioners
646D1243=EN_INT	FES information for practitioners
646D792=EN_INT	Mobilisation following a stroke
646F340=EN_INT	Stroke indication matrix
647G1400=EN	H200 Wireless system quick reference guide (user)
647G1401=EN	H200 Wireless system quick reference guide (practitioners)
647G1396=EN	H200 Wireless system instructions for use

### Spare parts

28PS200S	H200 Wireless orthosis
28PS200S=H2W-5D00	H200 Wireless textile electrodes
28PS200S	Set of mounting plates
28PS200S	FPL panel
28PS200S=HR2-5K00	Wrist loop
28PS200S	Wrist pad
28PS200S	Wrist pad covers
28PS200S	Ball of thumb supports
28PS200S	Screw for wrist pad
28PS200S=HR2-4C00	Screws for ball of thumb support
28PS200S	FPL panel screw
28PS200S=L3P-5G00	H200 Wireless system charger
28PS200S=LG3-5C00	Y system charging cable
28PS200S	Clinician programmer connection cable

### Accessories

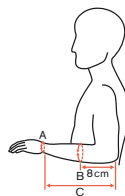
28PS200A=20-0007	Belt pouch for remote control
28PS200A	Flexor attachment plate
28PS200A=H2W-5600	H200 Wireless remote control
28PS200A=20-0005	Carrying strap for remote control
28PS200A=LG3-5H00	Wrist loop for remote control
28PS200S	Set of mounting plates
28PS200A	Extensor attachment plate

Further information on accessories and spare parts is found in section 8.

Exclusive Distributor for



### Technical data



Article number	For size	Side	Dimension A	Dimension B	Dimension C
28PS200=L-S	S	left (L)	Approx. 14.5–20 cm	Approx. 17–20 cm	> 24 cm
28PS200=R-S	S	right (R)	Approx. 14.5–20 cm	Approx. 17–20 cm	> 24 cm
28PS200=L-M	M	left (L)	Approx. 14.5–20 cm	> 20 cm	> 24 cm
28PS200=R-M	M	right (R)	Approx. 14.5–20 cm	> 20 cm	> 24 cm
28PS200=L-L	L	left (L)	Approx. 17–25 cm	> 20 cm	< 24 cm
28PS200=R-L	L	right (R)	Approx. 17–25 cm	> 20 cm	< 24 cm





# Accessories and spare parts



Visit [www.ottobock.com](http://www.ottobock.com) to obtain up-to-date product information at any time.

# Accessories and spare parts

## Product overview

Ref. number	Product name	Image	Short description	Page
28T1N	WalkOn FIT KIT		A WalkOn FIT KIT can be used to test the function of the orthosis. It consists of four test orthoses including pads and a bag.	148
28T2	WalkOn Flex FIT KIT		A WalkOn FIT KIT can be used to test the function of the orthosis. It consists of four test orthoses including pads and a bag.	148
28T3	WalkOn Reaction FIT KIT		A WalkOn Reaction FIT KIT can be used to test the function of the orthosis. This consists of eight trial orthoses including pads and bags.	148
28T4	WalkOn Reaction plus FIT KIT		A WalkOn Reaction FIT KIT can be used to test the function of the orthosis. It consists of eight test orthoses including pads and a bag.	148
28T5	WalkOn Reaction junior FIT KIT		A WalkOn Reaction junior FIT KIT can be used to test the function of the orthosis. This consists of eight trial orthoses including pads and bags.	149
50R300=FIT-KIT	Dyveva FIT KIT		A Dyveva FIT KIT can be used to test the function of the orthosis. This consists of upper and lower tube frames in all sizes, two abdominal pads as well as a measuring tool.	149
50T1	Agilium Freestep Classic FIT KIT		The FIT KIT can be used to test how the Agilium Freestep Classic works. This consists of four test orthoses.	149
50T2	Agilium Freestep 2.0 FIT KIT		The FIT KIT can be used to test how the Agilium Freestep 2.0 works. This consists of four test orthoses.	149
28FS100S	L100 Go cuff		The cuff is a spare part for the L100 Go.	150
28FS300A	Foot sensor		The foot sensor is available in a standard and a long version, and serves as a spare part for the L300 Go.	150
28FS300A=LG3-5K00	Adhesive pads for foot sensor		The adhesive pads for the foot sensor are a spare part for the L300 Go.	150
28FS300A=LG4-5200	Remote control		The remote control is used as a spare part for the L300 Go.	150
28FS300A-LG4-5201	Protective cover for remote control		The protective cover for the remote control serves as a spare part for the L300 Go.	150
28FS300S	Hydrogel electrode		The hydrogel electrode is used as a spare part for the L300 Go and L100 Go.	151
28FS300S	Inlays		The inlays are spare parts for the L300 Go and L100 Go.	151
28FS300S	Small quick fit electrode		The small Quick Fit electrode serves as a spare part for size S of the L300 Go.	151
28FS300S	Quick fit electrode		The quick fit electrode is used as a spare part for L300 Go and L100 Go.	151
28FS300S	Round textile electrode		The round textile electrode is used as a spare part for the L300 Go and L100 Go.	152
28FS300S	Steering electrode		The steering electrode is used as a spare part for the L300 Go.	152





# Accessories and spare parts

## Product overview

Ref. number	Product name	Image	Short description	Page
28FS300S	Lower leg FS strap		The lower leg strap is used as a spare part for the L300 Go.	152
28FS300S	Lower leg cuff		The lower leg cuff is a spare part for the L300 Go.	152
28FS300S=20-0004	Stimulation tester		The stimulation tester is a spare part for the L300 Go and L100 Go.	153
28FS300S=20-0005	Carrying strap for remote control		The neck strap is used as a spare part for the remote control of the L300 Go.	158
28FS300S=LG3-4900	Fitting cable		The fitting cable is a spare part for the L300 Go and L100 Go.	153
28FS300S=LG3-4A00	Strap cover, lower leg cuff		The strap covers for the lower leg cuff are accessories for the L100 Go and L300 Go.	153
28FS300S=LG3-5L00	Cable cover (for adapter sets)		The cable cover for the adapter set is used as a spare part for the L300 Go and L100 Go.	153
28FS300S=LG3-6500	Small electrode adapter set, 36 mm		The small electrode adapter set is used as a spare part for the L300 Go and L100 Go.	154
28FS300S=LG4-4U00	Textile electrode adapter set, 45 mm		The textile electrode adapter set is a spare part for the L300 Go and L100 Go.	154
28FS300S=LG4-5300	Stimulator/EPG		The stimulator/ EPG is a spare part for the L300 Go and L100 Go.	154
28FS300S=LG4-5E00	Hydrogel electrode adapter set, 45 mm		The hydrogel electrode adapter set is used as a spare part for the L300 Go and L100 Go.	154
28FS300S=LG4-7100	Magnetic charging cable		The magnetic charging cable is used as a spare part for the L300 Go and L100 Go.	154
28FS300S=LG4-7200	System charger with charging adapters		The system charger with charging adapters is a spare part for the L300 Go and L100 Go.	155
28FS300S=LG4-BT01	Bluetooth dongle		The Bluetooth dongle is used as a spare part for the L300 Go and L100 Go.	155
28KS300S	Cover for thigh cuff		Cover as an option for the thigh cuff for the L300 Go Upgrade and Stand Alone	155
28KS300S	Thigh strap incl. buckles		The thigh strap set is used as a spare part for the L300 Go System Plus Upgrade and Stand Alone.	155
28KS300S	Thigh cuff		The thigh cuff is used as a spare part for the L300 Go.	156
28KS300S=L3P-5D00	Textile electrode for thigh, offset		The offset textile electrodes are options for the L300 Go System Plus Upgrade and Stand Alone.	156
28KS300S=L4P-4A00	Strap cover, thigh cuff		The strap covers for the thigh are used as spare parts for the L300 Go.	156

# Accessories and spare parts

## Product overview

Ref. number	Product name	Image	Short description	Page
28KS300S=L4P-5300	Stimulator/EPG, peripher		The peripheral stimulator is a spare part for the 28KS300 L300 Go Upgrade system.	156
28KS300S=L4P-5D00	Textile electrode for thigh, central		The central textile electrode is an option for the L300 Go System Plus Upgrade and Stand Alone.	156
28KS300S=L4P-8200	Strap holder for thigh cuff		The strap holder for the thigh cuff is used as an option for the L300 Go System Plus Upgrade and Stand Alone.	157
28P31	Hand support rest for the Manu Neurexa plus		The optional hand support rest provides support for the fingers and hand in addition to the fitting with the Manu Neurexa plus. Particularly intended for use during therapy or at night as a night positioning orthosis.	157
28PS200A	Flexor attachment plate		Flexor attachment plate for H200 Wireless	157
28PS200A	Extensor attachment plate		The extensor attachment plate is a spare part for the H200 Wireless.	158
28PS200A=20-0005	Carrying strap for remote control		Neck strap for remote control for H200 Wireless	158
28PS200A=20-0007	Belt pouch for remote control		Belt pouch for the remote control of the H200 Wireless	158
28PS200A=H2W-5600	H200 Wireless remote control		Remote control for the H200 Wireless	159
28PS200A=LG3-5H00	Wrist loop for remote control		Wrist loop for the remote control for the H200 Wireless	159
28PS200S	Set of mounting plates		The set of mounting plates is a spare part for the H200 Wireless.	159
28PS200S	Clinician programmer connection cable		Connection cable for H200 Wireless clinician programmer	159
28PS200S	Ball of thumb supports		The ball of thumb supports are spare parts for the H200 Wireless.	160
28PS200S	FPL panel		The electrode holder close to the wrist is a spare part for the H200 Wireless.	160
28PS200S	FPL panel screw		The FPL panel screw is a spare part for the H200 Wireless.	160
28PS200S	H200 Wireless orthosis		The H200 Wireless orthosis is a spare part for the H200 Wireless.	160
28PS200S	Wrist pad		The wrist pads are spare parts for the H200 Wireless.	161
28PS200S	Wrist pad covers		The wrist pad covers are spare parts for the H200 Wireless.	161
28PS200S	Screw for wrist pad		The screw for the wrist pad is a spare part for the H200 Wireless.	161




















# Accessories and spare parts

## Product overview

Ref. number	Product name	Image	Short description	Page
28PS200S=20-0014	Clinician's programmer charger + adapter		The charger and the adapter are spare parts for the clinician programmer.	161
28PS200S=H2W-5D00	H200 Wireless textile electrodes		Textile electrodes for the H200 Wireless	162
28PS200S=HR2-4C00	Screws for ball of thumb support		The screws for the ball of thumb support are a spare part for the H200 Wireless.	162
28PS200S=HR2-5K00	Wrist loop		The wrist loop is a spare part for the H200 Wireless.	162
28PS200S=L3P-5G00	H200 Wireless system charger		The H200 Wireless system charger is a spare part for the H200 Wireless.	162
28PS200S=LG3-5C00	Y system charging cable		The Y system charger cable is a spare part for the H200 Wireless.	162
28Z10	Lateral pronation strap		A 28Z10 pronation strap can be used as an additional option to counteract spastic supination of the foot.	163
29A222	Exterior rotation kit for Omo Immobil		The 50A10 can be expanded with this service part for immobilisation of the shoulder in exterior rotation.	163
29C21	Replacement pad set for Smartspine universal collar		Replacement pad set for Smartspine universal collar.	163
29K110	Service set for Genu Arexa		The service kit of the Genu Arexa includes spare pads, spare straps and the stop set, among other things.	164
29K129	Sports cover for Patella Pro		The sports cover completely covers the Patella Pro so it can be used in contact sports.	164
29K182	Service set for Xeleton		The service kit for the Xeleton includes spare pads, spare straps and the stop set, among other things.	165
29K191	Service set for Xeleton for CI instabilities		The service kit includes a front thigh strap for treating CI instabilities.	166
29K192	Service set for Xeleton for PCL instabilities		The service kit consists of additional screws for converting the straps for PCL instabilities.	166
29K193	Undergarment for Xeleton		The underlayer can be used to protect especially sensitive skin.	166
29K194	Cover for Xeleton		The sports cover completely covers the Xeleton so it can be used in contact sports.	167
29K269	Spare set of screws for Agilium Freestep 2.0		The spare part set for the Agilium Freestep 2.0 consists of a pair of screws.	167
29K270	Spare set of pads Agilium Freestep 2.0		The spare part set consists of a calf pad, calf strap and hook-and-loop patches.	167
29K283	Patella support		The patella support is a spare part for the Patella Pro.	167

# Accessories and spare parts





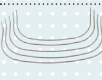










## Product overview

Ref. number	Product name	Image	Short description	Page
29K284	Strap set for Patella Pro		The strap set can be used for additional fixation of the Patella Pro.	168
29K309	Mesh fabric for Agilium Freestep Classic		The mesh fabric is a spare part for the Agilium Freestep Classic.	168
29K310	Customisable strap for Agilium Freestep Classic		The customisable strap is a spare part for the Agilium Freestep Classic.	168
29K311	Strap pad for Agilium Freestep Classic		The spare part set for the Agilium Freestep Classic consists of a belt pad.	169
29K312	Spare set of screws for Agilium Freestep Classic		The spare part set consists of a pair of screws for the Agilium Freestep Classic.	169
29K316	Pad and tibia pad for Agilium Reactive		The Agilium Reactive spare part set consists of the pad and tibia pad.	169
29K317	Strap- and padding set Agilium Reactive		The Agilium Reactive spare part set consists of spare straps and spare pads.	169
29L95	Shoulder harness closure for Tübingen hip flexion and abduction orthosis		The shoulder harness closure is a spare part for the Tübingen hip flexion and abduction orthosis.	170
29L99-1	Shoulder pad set for Tübingen hip flexion and abduction orthosis		The shoulder pad kit consists of shoulder pads as a spare part for the Tübingen hip flexion and abduction orthosis.	170
29L103	Abduction unit for hip abduction orthosis		The abduction unit is a spare part for the hip abduction orthosis.	170
29L106	Textile cover for thigh shells for Tübingen hip flexion and abduction orthosis		The textile cover for thigh shells is an accessory for the Tübingen hip flexion and abduction orthosis.	170
29R244	Pad set for 28R16 hyperextension orthosis		The set of pads for the hyperextension orthosis 28R16 consists of spare padding.	171
29R260	Shoulder strap for Dorso Osteo Care		The shoulder straps are a spare part for Dorso Osteo Care.	171
29R261	Abdominal pad for Dorso Osteo Care		Abdominal pad is a spare part for Dorso Osteo Care.	171
29R331	Sternal pad for Dorso Arexa		The sternal pad is a spare part for the Dorso Arexa.	171
29R343	Pad for back orthoses		The pad is suitable for use with Lumbo Carezza and Lumbo Direxa back orthoses.	172
29R351	Waistband for Dorso Arexa		The waistband is a spare part for Dorso Arexa.	172
29R390	Frame pad for Dyneva/Dyneva light		Extra padding for the tube frame of the Dyneva/Dyneva light.	172
29R393	Pad set for Dyneva/Dyneva light		The set of pads for the Dyneva/Dyneva light consists of spare padding for the shoulder pads and the sacral pad.	172

















# Accessories and spare parts

## Product overview

Ref. number	Product name	Image	Short description	Page
29R395	Abdominal pad for Dyneva light		Die Bauchpelotte ist ein Ersatzteil für Dyneva light und in 3 Größen verfügbar.	172
29R396	Clip set for Dyneva/Dyneva light		The clip set consists of two spare clips for the Dyneva/Dyneva light.	173
29R397	Side panel set for abdominal belt for Dyneva		The abdominal strap of the Dyneva can be extended with the additional side panels.	173
29R398	Strap guide loop set for Dyneva/Dyneva light		Strap guide loops as spare parts for the Dyneva/Dyneva light	173
29R414	Lower tube frame		The Dyneva and Dyneva light can be individually adapted to users' anatomical conditions by exchanging the lower tubular frame (one size smaller or larger).	173
29S1	Hook-and-loop closure		Hook-and-loop closure for Malleo Neurexa pro and Dyna Ankle.	174
29S2	Strap piece		Strap piece for Malleo Neurexa pro and Dyna Ankle	174
29S24	Calf pad		The calf pad is a spare part for the Malleo Neurexa pro.	174
29S35	Heel wedges in 15°/30° for Walker, high		Heel wedges in 15°/30° as inserts for the Malleo Immobil Air Walker, high and Infinity Air Walker, high. For the right and left sides, respectively.	175
29S38	Rain cover for Walker, high		Rain cover for Malleo Immobil Air Walker, high.	175
29S39	Rain cover for Walker, low		Rain cover for Malleo Immobil Air Walker, low/Malleo Immobil Walker, low/Infinity Air Walker, low.	175
29S45	Night cover for Walker		The night cover is suitable for the Malleo Immobil Walker, Malleo Immobil Air Walker and Infinity Air Walker.	176
29S46	Gel pad set for Malleo Direxa Stirrup		Gel-Pad Set zur Kühlung des Sprunggelenks in der Akutphase.	176
29S47	Heel wedges for Walker, high		The 10°/16°/22° heel wedges are suitable for the Infinity Air Walker, high and Malleo Immobil Air Walker, high.	176
29S142	Replacement liner for Malleo Immobil Air Walker, high		The spare liner is suitable for the Malleo Immobil Air Walker, high.	177
29S143	Replacement liner for Malleo Immobil Air Walker, low		The spare liner is suitable for the Malleo Immobil Air Walker, low.	177
29S191	Replacement liner for Infinity Air Walker, high		The spare liner is suitable for the Infinity Air Walker, high.	177
29S192	Replacement liner for Infinity Air Walker, low		The spare liner is suitable for the Infinity Air Walker, low.	177

# Accessories and spare parts

## Product overview

Ref. number	Product name	Image	Short description	Page
29U5	Calf pad		The calf pad is a spare part for the 28U22 WalkOn Flex.	178
29U23	Shin pad		Shin pad for WalkOn Reaction and WalkOn Reaction plus	178
29U24	Pad incl. hook-and-loop closures		Pad for 28U24 and 28U25 incl. hook-and-loop closures	178
29U25	Y-hook-and-loop		The Y-hook-and-loop is a spare part for the 28U24 and 28U25.	179
29U34	Component set		The component set is a spare part for the 28U50 Malleo Neurexa pro.	179
29U70	Pad for GoOn incl. straps and Y-hook-and-loop		The pad including straps and Y-hook-and-loop is a spare part for the GoOn.	179
29U74	Viscoelastic pressure pad		The viscoelastic pressure pad is a spare part for the GoOn.	179
29U90	Calf pad with strap		Calf strap with closure for 28U90 ankle-foot orthosis	180
29Y191	Beaded cord for Tübingen hip flexion and abduction orthosis		The Beaded cord is a spare part for Tübingen hip flexion and abduction orthosis	180
4003	Aluminium bar, short		The aluminium bar is suitable for the 4142, 4143, 4146 and 4055.	180
4014	Plastic splint, hard, 18 cm		The plastic bar is suitable for the 4058 and 4088.	181
504K8	Clip studs for Dorso Osteo Care		Clip studs as spare part for Dorso Osteo Care	181
623Z39	Calf pad		WalkOn calf pad	181
743E10	Measuring tool for Dyneva		Measuring tool for size selection of Dyneva and Dyneva light	181



# Accessories and spare parts

## Fit Kits



### WalkOn FIT KIT

Reference number 28T1N

A WalkOn FIT KIT can be used to test the function of the orthosis. It consists of four test orthoses including pads and a bag.

#### Technical data

Article number	Accessories for	Side	Shoe size
28T1N	28U23 WalkOn Trimable 28U11 WalkOn	left (L) right (R)	36 - 48



### WalkOn Flex FIT KIT

Reference number 28T2

A WalkOn FIT KIT can be used to test the function of the orthosis. It consists of four test orthoses including pads and a bag.

#### Technical data

Article number	Accessories for	Side	Shoe size
28T2	28U22 WalkOn Flex	left (L) right (R)	36 - 48



### WalkOn Reaction FIT KIT

Reference number 28T3

A WalkOn Reaction FIT KIT can be used to test the function of the orthosis. This consists of eight trial orthoses including pads and bags.

#### Technical data

Article number	Accessories for	Side	Shoe size
28T3	28U24 WalkOn Reaction	left (L) right (R)	36 - 48



### WalkOn Reaction plus FIT KIT

Reference number 28T4

A WalkOn Reaction FIT KIT can be used to test the function of the orthosis. It consists of eight test orthoses including pads and a bag.

#### Technical data

Article number	Accessories for	Side	Shoe size
28T4	28U25 WalkOn Reaction plus	left (L) right (R)	36-48



### WalkOn Reaction junior FIT KIT

Reference number 28T5

A WalkOn Reaction junior FIT KIT can be used to test the function of the orthosis. This consists of eight trial orthoses including pads and bags.

#### Technical data

Article number	Accessories for	Side	Shoe size
28T4	28U25 WalkOn Reaction plus	left (L) right (R)	36-48



### Dyneva FIT KIT

Reference number 50R300=FIT-KIT

A Dyneva FIT KIT can be used to test the function of the orthosis. This consists of upper and lower tube frames in all sizes, two abdominal pads as well as a measuring tool.

#### Technical data

Article number
50R300=FIT-KIT



### Agilium Freestep Classic FIT KIT

Reference number 50T1

The FIT KIT can be used to test how the Agilium Freestep Classic works. This consists of four test orthoses.

#### Technical data

Article number
50T1



### Agilium Freestep 2.0 FIT KIT

Reference number 50T2

The FIT KIT can be used to test how the Agilium Freestep 2.0 works. This consists of four test orthoses.

#### Technical data

Article number
50T2

# Accessories and spare parts



## L100 Go cuff

Reference number 28FS100S

The cuff is a spare part for the L100 Go.

### Technical data

Article number	Side
28FS100S=LG1-5X01	left (L)
28FS100S=LG1-5Y01	right (R)



## Foot sensor

Reference number 28FS300A

The foot sensor is available in a standard and a long version, and serves as a spare part for the L300 Go.

### Technical data

Article number	Size
28FS300A=LG4-5400	Standard
28FS300A=LG4-5500	Long



## Adhesive pads for foot sensor

Reference number 28FS300A=LG3-5K00

The adhesive pads for the foot sensor are a spare part for the L300 Go.

### Technical data

Article number	Package contents
28FS300A=LG3-5K00	2 pieces




## Remote control

Reference number 28FS300A=LG4-5200

The remote control is used as a spare part for the L300 Go.

### Technical data

Article number
28FS300A=LG4-5200




## Protective cover for remote control

Reference number 28FS300A-LG4-5201

The protective cover for the remote control serves as a spare part for the L300 Go.

### Technical data

Article number
28FS300A=LG4-5201



## Hydrogel electrode

Reference number 28FS300S

The hydrogel electrode is used as a spare part for the L300 Go and L100 Go.

### Technical data

Article number	Size
28FS300S=LG3-5F00	45 mm
28FS300S=LG3-6700	36 mm




## Inlays

Reference number 28FS300S

The inlays are spare parts for the L300 Go and L100 Go.

### Technical data

Article number	Size	Side
28FS300S=LG3-6A10	small	right (R)
28FS300S=LG3-6B10	small	left (L)
28FS300S=LG4-4R00	Standard	right (R)
28FS300S=LG4-4T00	Standard	left (L)



## Small quick fit electrode

Reference number 28FS300S

The small Quick Fit electrode serves as a spare part for size S of the L300 Go.

### Technical data

Article number	Description
28FS300S=LG3-6800	Small quick fit electrode A (standard)
28FS300S=LG3-6900	Small quick fit electrode B



## Quick fit electrode

Reference number 28FS300S

The quick fit electrode is used as a spare part for L300 Go and L100 Go.

### Technical data

Article number	Side
28FS300S=LG4-1100	left (L)
28FS300S=LG4-1000	right (R)

# Accessories and spare parts



## Round textile electrode

Reference number 28FS300S

The round textile electrode is used as a spare part for the L300 Go and L100 Go.

### Technical data

Article number	Size	Diameter
28FS300S=LG3-6600	36 mm	36 mm
28FS300S=LG3-4V00	45 mm	45 mm



## Steering electrode

Reference number 28FS300S

The steering electrode is used as a spare part for the L300 Go.

### Technical data

Article number	Side
28FS300S=SCE-1100	left (L)
28FS300S=SCE-1000	right (R)



## Lower leg FS strap

Reference number 28FS300S

The lower leg strap is used as a spare part for the L300 Go.

### Technical data

Article number	For size
28FS300S=LG4-5S00	Universal
28FS300S=LG4-5900	S
28FS300S=LG4-5A00	M
28FS300S=LG4-5B00	L
28FS300S=LG4-6300	XS
28FS300S=LG4-6400	XXS



## Lower leg cuff

Reference number 28FS300S

The lower leg cuff is a spare part for the L300 Go.

### Technical data

Article number	Side	For size
28FS300S=LG4-6200	left (L)	S
28FS300S=LG4-6100	right (R)	S
28FS300S=LG4-5800	left (L)	L
28FS300S=LG4-5700	right (R)	L





## Stimulation tester

Reference number 28FS300S=20-0004

The stimulation tester is a spare part for the L300 Go and L100 Go.

### Technical data

#### Article number

28FS300S=20-0004



## Carrying strap for remote control

Reference number 28FS300S=20-0005

The neck strap is used as a spare part for the remote control of the L300 Go.

### Technical data

#### Article number

28FS300S=20-0005



## Fitting cable

Reference number 28FS300S=LG3-4900

The fitting cable is a spare part for the L300 Go and L100 Go.

### Technical data

#### Article number

28FS300S=LG3-4900



## Strap cover, lower leg cuff

Reference number 28FS300S=LG3-4A00

The strap covers for the lower leg cuff are accessories for the L100 Go and L300 Go.


### Technical data

#### Article number

28FS300S=LG3-4A00

#### Package contents

20 pieces



## Cable cover (for adapter sets)

Reference number 28FS300S=LG3-5L00


The cable cover for the adapter set is used as a spare part for the L300 Go and L100 Go.

### Technical data

#### Article number

28FS300S=LG3-5L00

# Accessories and spare parts



## Small electrode adapter set, 36 mm

Reference number 28FS300S=LG3-6500

The small electrode adapter set is used as a spare part for the L300 Go and L100 Go.


### Technical data

---

**Article number**

28FS300S=LG3-6500

---



## Textile electrode adapter set, 45 mm

Reference number 28FS300S=LG4-4U00

The textile electrode adapter set is a spare part for the L300 Go and L100 Go.

### Technical data

---

**Article number**

28FS300S=LG4-4U00

---



## Stimulator/EPG

Reference number 28FS300S=LG4-5300

The stimulator/ EPG is a spare part for the L300 Go and L100 Go.


### Technical data

---

**Article number**

28FS300S=LG4-5300

---



## Hydrogel electrode adapter set, 45 mm

Reference number 28FS300S=LG4-5E00

The hydrogel electrode adapter set is used as a spare part for the L300 Go and L100 Go.

### Technical data

---

**Article number**

28FS300S=LG4-5E00

---



## Magnetic charging cable

Reference number 28FS300S=LG4-7100

The magnetic charging cable is used as a spare part for the L300 Go and L100 Go.

### Technical data

---

**Article number**

28FS300S=LG4-7100

---



## System charger with charging adapters

Reference number 28FS300S=LG4-7200

The system charger with charging adapters is a spare part for the L300 Go and L100 Go.

### Technical data

Article number
28FS300S=LG4-7200



## Bluetooth dongle

Reference number 28FS300S=LG4-BT01

The Bluetooth dongle is used as a spare part for the L300 Go and L100 Go.

### Technical data

Article number
28FS300S=LG4-BT01



## Cover for thigh cuff

Reference number 28KS300S

Cover as an option for the thigh cuff for the L300 Go Upgrade and Stand Alone

### Technical data

Article number	Side
28KS300S=L4P-8100	left (L)
28KS300S=L4P-8000	right (R)



## Thigh strap incl. buckles

Reference number 28KS300S

The thigh strap set is used as a spare part for the L300 Go System Plus Upgrade and Stand Alone.

### Technical data

Article number	Size
28KS300S=L4P-7000	small
28KS300S=L4P-7100	medium
28KS300S=L4P-7200	large

# Accessories and spare parts




## Thigh cuff

Reference number 28KS300S

The thigh cuff is used as a spare part for the L300 Go.

### Technical data

Article number	Side
28KS300S=L4P-5400	left (L)
28KS300S=L4P-5500	right (R)



## Textile electrode for thigh, offset

Reference number 28KS300S=L3P-5D00

The offset textile electrodes are options for the L300 Go System Plus Upgrade and Stand Alone.

### Technical data

Article number
28KS300S=L3P-5D00



## Strap cover, thigh cuff

Reference number 28KS300S=L4P-4A00

The strap covers for the thigh are used as spare parts for the L300 Go.

### Technical data

Article number	Package contents
28KS300S=L4P-4A00	10 pieces




## Stimulator/EPG, peripher

Reference number 28KS300S=L4P-5300

The peripheral stimulator is a spare part for the 28KS300 L300 Go Upgrade system.

### Technical data

Article number
28KS300S=L4P-5300



## Textile electrode for thigh, central

Reference number 28KS300S=L4P-5D00

The central textile electrode is an option for the L300 Go System Plus Upgrade and Stand Alone.

### Technical data

Article number
28KS300S=L4P-5D00



## Strap holder for thigh cuff


Reference number 28KS300S=L4P-8200

The strap holder for the thigh cuff is used as an option for the L300 Go System Plus Upgrade and Stand Alone.

### Technical data

#### Article number

28KS300S=L4P-8200



## Hand support rest for the Manu Neurexa plus

Reference number 28P31

The optional hand support rest provides support for the fingers and hand in addition to the fitting with the Manu Neurexa plus. Particularly intended for use during therapy or at night as a night positioning orthosis.


### Technical data

#### Reference number

28P31

#### For size

Universal



## Flexor attachment plate

Reference number 28PS200A

Flexor attachment plate for H200 Wireless

### Technical data

Article number	For size	Side
28PS200A=HR2-7400	S/M	right (R)
28PS200A=HR2-7500	S/M	right (R)
28PS200A=HR2-7600	S/M	right (R)
28PS200A=HR2-7B00	S/M	left (L)
28PS200A=HR2-7C00	S/M	left (L)
28PS200A=HR2-7D00	S/M	left (L)
28PS200A=HR2-7J00	L	right (R)
28PS200A=HR2-7K00	L	right (R)
28PS200A=HR2-7L00	L	right (R)
28PS200A=HR2-7T00	L	left (L)
28PS200A=HR2-7U00	L	left (L)
28PS200A=HR2-7V00	L	left (L)

# Accessories and spare parts




## Extensor attachment plate

Reference number 28PS200A

The extensor attachment plate is a spare part for the H200 Wireless.

### Technical data

Article number	For size	Side
28PS200A=HR2-7000	S/M	right (R)
28PS200A=HR2-7100	S/M	right (R)
28PS200A=HR2-7200	S/M	right (R)
28PS200A=HR2-7300	S/M	right (R)
28PS200A=HR2-7700	S/M	left (L)
28PS200A=HR2-7800	S/M	left (L)
28PS200A=HR2-7900	S/M	left (L)
28PS200A=HR2-7A00	S/M	right (R)
28PS200A=HR2-7E00	L	right (R)
28PS200A=HR2-7F00	L	right (R)
28PS200A=HR2-7G00	L	right (R)
28PS200A=HR2-7H00	L	right (R)
28PS200A=HR2-7M00	L	left (L)
28PS200A=HR2-7N00	L	left (L)
28PS200A=HR2-7P00	L	left (L)
28PS200A=HR2-7R00	L	right (R)




## Carrying strap for remote control

Reference number 28PS200A=20-0005

Neck strap for remote control for H200 Wireless

### Technical data

Article number
28PS200A=20-0005



## Belt pouch for remote control

Reference number 28PS200A=20-0007

Belt pouch for the remote control of the H200 Wireless

### Technical data

Article number
28PS200A=20-0007



## H200 Wireless remote control

Reference number 28PS200A=H2W-5600

Remote control for the H200 Wireless

### Technical data

#### Article number

28PS200A=H2W-5600



## Wrist loop for remote control

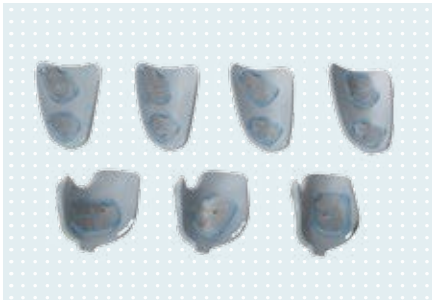
Reference number 28PS200A=LG3-5H00

Wrist loop for the remote control for the H200 Wireless

### Technical data

#### Article number

28PS200A=LG3-5H00




## Set of mounting plates

Reference number 28PS200S

The set of mounting plates is a spare part for the H200 Wireless.

### Technical data

Article number	For size	Side
28PS200S=HR2-4200	S/M	left (L)
28PS200S=HR2-4300	S/M	right (R)
28PS200S=HR2-4400	L	left (L)
28PS200S=HR2-4500	L	right (R)



## Clinician programmer connection cable

Reference number 28PS200S

Connection cable for H200 Wireless clinician programmer

### Technical data

#### Article number

28PS200S=20-0013

28PS200S=HR2-5J00

28PS200S=LG3-5D00

# Accessories and spare parts




## Ball of thumb supports

Reference number 28PS200S

The ball of thumb supports are spare parts for the H200 Wireless.

### Technical data

Article number	For size	Size	Side
28PS200S=HR2-6A00	S/M	medium	left (L)
28PS200S=HR2-6B00	S/M	large	left (L)
28PS200S=HR2-6C00	S/M	medium	right (R)
28PS200S=HR2-6D00	S/M	large	right (R)



## FPL panel

Reference number 28PS200S

The electrode holder close to the wrist is a spare part for the H200 Wireless.

### Technical data

Article number	For size	Side
28PS200S=H2W-6300	S/M	right (R)
28PS200S=H2W-6400	S/M	left (L)
28PS200S=H2W-6500	L	right (R)
28PS200S=H2W-6600	L	left (L)



## FPL panel screw

Reference number 28PS200S

The FPL panel screw is a spare part for the H200 Wireless.

### Technical data

Article number	For size
28PS200S=HR2-4900	S/M
28PS200S=HR2-4800	L



## H200 Wireless orthosis


Reference number 28PS200S

The H200 Wireless orthosis is a spare part for the H200 Wireless.

### Technical data

Article number	For size	Side
28PS200S=H2W-5700	S	left (L)
28PS200S=H2W-5800	S	right (R)
28PS200S=H2W-5900	M	left (L)
28PS200S=H2W-5A00	M	right (R)
28PS200S=H2W-5B00	L	left (L)
28PS200S=H2W-5C00	L	right (R)






## Wrist pad

Reference number 28PS200S

The wrist pads are spare parts for the H200 Wireless.

### Technical data

Article number	For size	Size	Side
28PS200S=HR2-6J00	S/M	Thin	left (L)
28PS200S=HR2-6M00	S/M	Thin	right (R)
28PS200S=HR2-6H00	S/M	Medium	left (L)
28PS200S=HR2-6L00	S/M	Medium	right (R)
28PS200S=HR2-6G00	S/M	Thick	left (L)
28PS200S=HR2-6K00	S/M	Thick	right (R)
28PS200S=HR2-6600	L	Thin	left (L)
28PS200S=HR2-6900	L	Thin	right (R)
28PS200S=HR2-6500	L	Medium	left (L)
28PS200S=HR2-6800	L	Medium	right (R)
28PS200S=HR2-6400	L	Thick	left (L)
28PS200S=HR2-6700	L	Thick	right (R)



## Wrist pad covers

Reference number 28PS200S

The wrist pad covers are spare parts for the H200 Wireless.

### Technical data

Article number	For size
28PS200S=H2W-6A00	S/M
28PS200S=H2W-6B00	L




## Screw for wrist pad

Reference number 28PS200S

The screw for the wrist pad is a spare part for the H200 Wireless.

### Technical data

Article number	For size
28PS200S=HR2-4A00	S/M
28PS200S=HR2-4B00	L



## Clinician's programmer charger + adapter

Reference number 28PS200S=20-0014

The charger and the adapter are spare parts for the clinician programmer.

### Technical data

Article number
28PS200S=20-0014

# Accessories and spare parts



## H200 Wireless textile electrodes

Reference number 28PS200S=H2W-5D00

Textile electrodes for the H200 Wireless

### Technical data

---

**Article number**

28PS200S=H2W-5D00

---



## Screws for ball of thumb support

Reference number 28PS200S=HR2-4C00

The screws for the ball of thumb support are a spare part for the H200 Wireless.

### Technical data

---

**Article number**

28PS200S=HR2-4C00

---



## Wrist loop

Reference number 28PS200S=HR2-5K00

The wrist loop is a spare part for the H200 Wireless.


### Technical data

---

**Article number**

28PS200S=HR2-5K00

---



## H200 Wireless system charger

Reference number 28PS200S=L3P-5G00

The H200 Wireless system charger is a spare part for the H200 Wireless.


### Technical data

---

**Article number**

28PS200S=L3P-5G00

---



## Y system charging cable

Reference number 28PS200S=LG3-5C00

The Y system charger cable is a spare part for the H200 Wireless.

### Technical data

---

**Article number**

28PS200S=LG3-5C00

---




## Lateral pronation strap

Reference number 28Z10

A 28Z10 pronation strap can be used as an additional option to counteract spastic supination of the foot.

### Technical data

Article number	Spare part/accessories for	For size
28Z10	28U11 WalkOn 28U22 WalkOn Flex 28U23 WalkOn Trimable 28U24 WalkOn Reaction 28U25 WalkOn Reaction plus	Universal



## Exterior rotation kit for Omo Immobil

Reference number 29A222

The 50A10 can be expanded with this service part for immobilisation of the shoulder in exterior rotation.

### Technical data

Article number	Accessories for	For size	Side
29A222=L-S/M	50A10=S Omo Immobil 50A10=M Omo Immobil	S/M	left (L)
29A222=R-S/M	50A10=S Omo Immobil 50A10=M Omo Immobil	S/M	right (R)
29A222=L-L	50A10=L Omo Immobil	L	left (L)
29A222=R-L	50A10=L Omo Immobil	L	right (R)



## Replacement pad set for Smartspine universal collar


Reference number 29C21

Replacement pad set for Smartspine universal collar.

### Technical data

Article number	For size
29C21	Universal

# Accessories and spare parts



## Service set for Genu Arexa

Reference number 29K110

The service kit of the Genu Arexa includes spare pads, spare straps and the stop set, among other things.

### Technical data

Article number	Spare part for	For size	Side
29K110=L-S	50K13=L-S Genu Arexa	S	left (L)
29K110=R-S	50K13=R-S Genu Arexa	S	right (R)
29K110=L-M	50K13=L-M Genu Arexa	M	left (L)
29K110=R-M	50K13=R-M Genu Arexa	M	right (R)
29K110=L-L	50K13=L-L Genu Arexa	L	left (L)
29K110=R-L	50K13=R-L Genu Arexa	L	right (R)
29K110=L-XL	50K13=L-XL Genu Arexa	XL	left (L)
29K110=R-XL	50K13=R-XL Genu Arexa	XL	right (R)
29K110=L-XXL	50K13=L-XXL Genu Arexa	XXL	left (L)
29K110=R-XXL	50K13=R-XXL Genu Arexa	XXL	right (R)



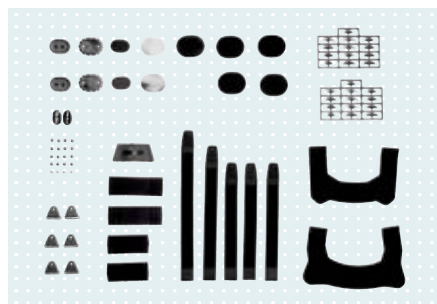
## Sports cover for Patella Pro

Reference number 29K129

The sports cover completely covers the Patella Pro so it can be used in contact sports.

### Technical data

Article number	Accessories for	For size
29K129=XS	8320N=L-XS Patella Pro 8320N=L-XXS Patella Pro 8320N=R-XS Patella Pro 8320N=R-XXS Patella Pro	XS
29K129=S/M	8320N=L-M Patella Pro 8320N=L-S Patella Pro 8320N=R-M Patella Pro 8320N=R-S Patella Pro	S/M
29K129=L/XL	8320N=L-XL Patella Pro 8320N=R-L Patella Pro 8320N=R-XL Patella Pro 8320N=L-L Patella Pro	L/XL
29K129=XXL	8320N=L-XXL Patella Pro 8320N=R-XXL Patella Pro	XXL



## Service set for Xeleton

Reference number 29K182

The service kit for the Xeleton includes spare pads, spare straps and the stop set, among other things.

### Technical data

Article number	Spare part for	For size	Side
29K182=L-XS	50K30=L-XS-7-1 Xeleton 50K30=L-XS-7-2 Xeleton	XS	left (L)
29K182=R-XS	50K30=R-XS-7-1 Xeleton 50K30=R-XS-7-2 Xeleton	XS	right (R)
29K182=L-S	50K30=L-S-7-1 Xeleton 50K30=L-S-7-2 Xeleton	S	left (L)
29K182=R-S	50K30=R-S-7-1 Xeleton 50K30=R-S-7-2 Xeleton	S	right (R)
29K182=L-M	50K30=L-M-7-1 Xeleton 50K30=L-M-7-2 Xeleton	M	left (L)
29K182=R-M	50K30=R-M-7-1 Xeleton 50K30=R-M-7-2 Xeleton	M	right (R)
29K182=L-L	50K30=L-L-7-1 Xeleton 50K30=L-L-7-2 Xeleton	L	left (L)
29K182=R-L	50K30=R-L-7-1 Xeleton 50K30=R-L-7-2 Xeleton	L	right (R)
29K182=L-XL	50K30=L-XL-7-1 Xeleton 50K30=L-XL-7-2 Xeleton	XL	left (L)
29K182=R-XL	50K30=R-XL-7-1 Xeleton 50K30=R-XL-7-2 Xeleton	XL	right (R)
29K182=L-XXL	50K30=L-XXL-7-1 Xeleton 50K30=L-XXL-7-2 Xeleton	XXL	left (L)
29K182=R-XXL	50K30=R-XXL-7-1 Xeleton 50K30=R-XXL-7-2 Xeleton	XXL	right (R)
29K182=L-XXXL	50K30=L-XXXL-7-1 Xeleton 50K30=L-XXXL-7-2 Xeleton	XXXL	left (L)
29K182=R-XXXL	50K30=R-XXXL-7-1 Xeleton 50K30=R-XXXL-7-2 Xeleton	XXXL	right (R)

# Accessories and spare parts



## Service set for Xeleton for CI instabilities

Reference number 29K191

The service kit includes a front thigh strap for treating CI instabilities.

### Technical data

Article number	Spare part for	For size	Side
29K191=XS	50K30=L-XS-7-2 Xeleton 50K30=R-XS-7-1 Xeleton 50K30=R-XS-7-2 Xeleton 50K30=L-XS-7-1 Xeleton	XS	both sides
29K191=S	50K30=R-S-7-1 Xeleton 50K30=R-S-7-2 Xeleton 50K30=L-S-7-1 Xeleton 50K30=L-S-7-2 Xeleton	S	both sides
29K191=M	50K30=R-M-7-1 Xeleton 50K30=R-M-7-2 Xeleton 50K30=L-M-7-1 Xeleton 50K30=L-M-7-2 Xeleton	M	both sides
29K191=L	50K30=L-L-7-1 Xeleton 50K30=L-L-7-2 Xeleton 50K30=R-L-7-1 Xeleton 50K30=R-L-7-2 Xeleton	L	both sides
29K191=XL	50K30=R-XL-7-1 Xeleton 50K30=R-XL-7-2 Xeleton 50K30=L-XL-7-1 Xeleton 50K30=L-XL-7-2 Xeleton	XL	both sides
29K191=XXL	50K30=L-XXL-7-1 Xeleton 50K30=L-XXL-7-2 Xeleton 50K30=R-XXL-7-1 Xeleton 50K30=R-XXL-7-2 Xeleton	XXL	both sides
29K191=XXXL	50K30=L-XXXL-7-1 Xeleton 50K30=L-XXXL-7-2 Xeleton 50K30=R-XXXL-7-1 Xeleton 50K30=R-XXXL-7-2 Xeleton	XXXL	both sides



## Service set for Xeleton for PCL instabilities

Reference number 29K192

The service kit consists of additional screws for converting the straps for PCL instabilities.

### Technical data

Article number	For size
29K192	Universal



## Undergarment for Xeleton

Reference number 29K193

The underlayer can be used to protect especially sensitive skin.

### Technical data

Article number	For size
29K193=XS/S	XS/S
29K193=M/L/XL	M/L/XL
29K193=XXL/XXXL	XXL/XXXL



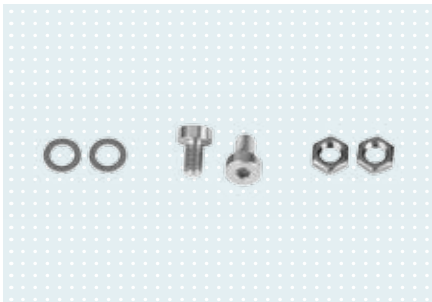
## Cover for Xeleton

Reference number 29K194

The sports cover completely covers the Xeleton so it can be used in contact sports.

### Technical data

Article number	For size
29K194=XS/S	XS/S
29K194=M/L/XL	M/L/XL
29K194=XXL/XXXL	XXL/XXXL




## Spare set of screws for Agilium Freestep 2.0

Reference number 29K269

The spare part set for the Agilium Freestep 2.0 consists of a pair of screws.

### Technical data

Article number	For size
29K269	Universal



## Spare set of pads Agilium Freestep 2.0

Reference number 29K270

The spare part set consists of a calf pad, calf strap and hook-and-loop patches.

### Technical data

Article number	For size
29K270	Universal



## Patella support

Reference number 29K283

The patella support is a spare part for the Patella Pro.

### Technical data

Article number	For size
29K283	Universal

# Accessories and spare parts



## Strap set for Patella Pro

Reference number 29K284

The strap set can be used for additional fixation of the Patella Pro.

### Technical data

Article number	For size
29K284	Universal



## Mesh fabric for Agilium Freestep Classic

Reference number 29K309

The mesh fabric is a spare part for the Agilium Freestep Classic.

### Technical data

Article number	Spare part for	Size
29K309=36-39	50K4=L36-39-LG Agilium Freestep Classic 50K4=R36-39-LG Agilium Freestep Classic 50K4=L36-39 Agilium Freestep Classic 50K4=R36-39 Agilium Freestep Classic	36 - 39
29K309=39-42	50K4=L39-42-LG Agilium Freestep Classic 50K4=R39-42-LG Agilium Freestep Classic 50K4=L39-42 Agilium Freestep Classic 50K4=R39-42 Agilium Freestep Classic	39 - 42
29K309=42-45	50K4=L42-45-LG Agilium Freestep Classic 50K4=R42-45-LG Agilium Freestep Classic 50K4=L42-45 Agilium Freestep Classic 50K4=R42-45 Agilium Freestep Classic	42 - 45
29K309=45-48	50K4=L45-48-LG Agilium Freestep Classic 50K4=R45-48-LG Agilium Freestep Classic 50K4=L45-48 Agilium Freestep Classic 50K4=R45-48 Agilium Freestep Classic	45 - 48



## Customisable strap for Agilium Freestep Classic

Reference number 29K310

The customisable strap is a spare part for the Agilium Freestep Classic.

### Technical data

Article number	For size	Side
29K310	Universal	both sides



# Accessories and spare parts




## Strap pad for Agilium Freestep Classic

Reference number 29K311

The spare part set for the Agilium Freestep Classic consists of a belt pad.

### Technical data

Article number	For size
29K311	Universal




## Spare set of screws for Agilium Freestep Classic

Reference number 29K312

The spare part set consists of a pair of screws for the Agilium Freestep Classic.

### Technical data

Article number	For size
29K312	Universal



## Pad and tibia pad for Agilium Reactive

Reference number 29K316

The Agilium Reactive spare part set consists of the pad and tibia pad.

### Technical data

Article number	For size
29K316	Universal



## Strap- and padding set Agilium Reactive

Reference number 29K317

The Agilium Reactive spare part set consists of spare straps and spare pads.

### Technical data

Article number	Spare part for
29K317=L	50K324=L-1 Agilium Reactive
29K317=R	50K324=R-1 Agilium Reactive

# Accessories and spare parts




## Shoulder harness closure for Tubingen hip flexion and abduction orthosis

Reference number 29L95

The shoulder harness closure is a spare part for the Tubingen hip flexion and abduction orthosis.

### Technical data

Article number	Side
29L95=L	left (L)
29L95=R	right (R)



## Shoulder pad set for Tubingen hip flexion and abduction orthosis

Reference number 29L99-1

The shoulder pad kit consists of shoulder pads as a spare part for the Tubingen hip flexion and abduction orthosis.

### Technical data

Article number	Spare part for	For size
29L99-1=S-M	28L10=S Tübingen hip flexion and abduction orthosis 28L10=M Tübingen hip flexion and abduction orthosis	S/M
29L99-1=L	28L10=L Tübingen hip flexion and abduction orthosis	L



## Abduction unit for hip abduction orthosis

Reference number 29L103

The abduction unit is a spare part for the hip abduction orthosis.

### Technical data

Article number	For size
29L103	Universal



## Textile cover for thigh shells for Tubingen hip flexion and abduction orthosis

Reference number 29L106

The textile cover for thigh shells is an accessory for the Tubingen hip flexion and abduction orthosis.

### Technical data

Article number	Accessories for	For size
29L106=S	28L10=S Tübingen hip flexion and abduction orthosis	S
29L106=M	28L10=M Tübingen hip flexion and abduction orthosis	M
29L106=L	28L10=L Tübingen hip flexion and abduction orthosis	L




## Pad set for 28R16 hyperextension orthosis

Reference number 29R244

The set of pads for the hyperextension orthosis 28R16 consists of spare padding.

### Technical data

Article number	For size
29R244=S	S
29R244=M	M
29R244=L	L
29R244=XL	XL
29R244=XXL	XXL



## Shoulder strap for Dorso Osteo Care

Reference number 29R260

The shoulder straps are a spare part for Dorso Osteo Care.

### Technical data

Article number	For size
29R260	Universal



## Abdominal pad for Dorso Osteo Care

Reference number 29R261

Abdominal pad is a spare part for Dorso Osteo Care.

### Technical data

Article number	For size
29R261	Universal



## Sternal pad for Dorso Arexa


Reference number 29R331

The sternal pad is a spare part for the Dorso Arexa.

### Technical data

Article number	Size
29R331=S	Short
29R331=L	Long

# Accessories and spare parts




## Pad for back orthoses

Reference number 29R343

The pad is suitable for use with Lumbo Carezza and Lumbo Direxa back orthoses.

### Technical data

Article number	For size
29R343	Universal



## Waistband for Dorso Arexa

Reference number 29R351

The waistband is a spare part for Dorso Arexa.

### Technical data

Article number	Size
29R351	Universal



## Frame pad for Dyneva/Dyneva light

Reference number 29R390

Extra padding for the tube frame of the Dyneva/Dyneva light.

### Technical data

Article number	For size
29R390	Universal



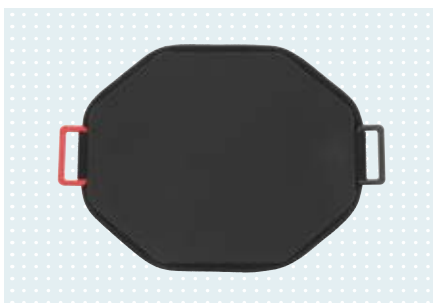
## Pad set for Dyneva/Dyneva light

Reference number 29R393

The set of pads for the Dyneva/Dyneva light consists of spare padding for the shoulder pads and the sacral pad.

### Technical data

Article number	For size
29R393	Universal




## Abdominal pad for Dyneva light

Reference number 29R395

The abdominal pad is a spare part for Dyneva light and is available in 3 sizes.

### Technical data

Article number
29R395=1
29R395=2
29R395=3



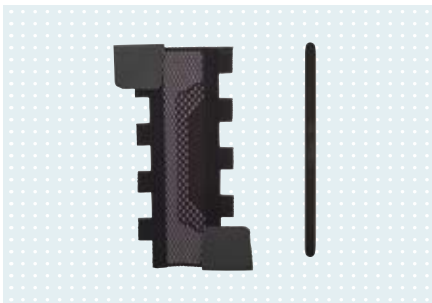
## Clip set for Dyneva/Dyneva light

Reference number 29R396

The clip set consists of two spare clips for the Dyneva/Dyneva light.

### Technical data

Article number	For size
29R396	Universal



## Side panel set for abdominal belt for Dyneva

Reference number 29R397

The abdominal strap of the Dyneva can be extended with the additional side panels.

### Technical data

Article number	For size
29R397	Universal



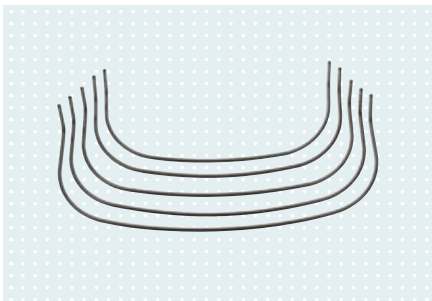
## Strap guide loop set for Dyneva/Dyneva light

Reference number 29R398

Strap guide loops as spare parts for the Dyneva/Dyneva light

### Technical data

Article number	For size
29R398	Universal



## Lower tube frame


Reference number 29R414

The Dyneva and Dyneva light can be individually adapted to users' anatomical conditions by exchanging the lower tubular frame (one size smaller or larger).

### Technical data

Article number	For size
29R398	Universal

# Accessories and spare parts




## Hook-and-loop closure

Reference number 29S1

Hook-and-loop closure for Malleo Neurexa pro and Dyna Ankle.

### Technical data

Article number	Spare part for	Side	Length
29S1=L35-37	50S1=L35-37 28U50=L35-37	left (L)	15,0 cm
29S1=R35-37	50S1=R35-37 28U50=R35-37	right (R)	15,0 cm
29S1=L37-39	50S1=L37-39 28U50=L37-39	left (L)	16,5 cm
29S1=R37-39	50S1=R37-39 28U50=R37-39	right (R)	16,5 cm
29S1=L39-41	50S1=L39-41 28U50=L39-41	left (L)	18,0 cm
29S1=R39-41	28U50=R39-41 50S1=R39-41	right (R)	18,0 cm
29S1=L41-44	50S1=L41-44 28U50=L41-44	left (L)	20,0 cm
29S1=R41-44	28U50=R41-44 50S1=R41-44	right (R)	20,0 cm




## Strap piece

Reference number 29S2

Strap piece for Malleo Neurexa pro and Dyna Ankle

### Technical data

Article number	Spare part for	Size	Length
29S2=35-37	28U50 Malleo Neurexa pro 50S1 Dyna Ankle	35-37	29 cm
29S2=37-41	28U50 Malleo Neurexa pro 50S1 Dyna Ankle	37-41	33 cm
29S2=41-44	28U50 Malleo Neurexa pro 50S1 Dyna Ankle	41-44	37 cm



## Calf pad

Reference number 29S24

The calf pad is a spare part for the Malleo Neurexa pro.

### Technical data

Article number	Size
29S24=35-39	35-39
29S24=39-44	39-44



## Heel wedges in 15°/30° for Walker, high

Reference number 29S35

Heel wedges in 15°/30° as inserts for the Malleo Immobil Air Walker, high and Infinity Air Walker, high. For the right and left sides, respectively.

### Technical data

Article number	Accessories for	For size	Side
29S35=L-S/M	50S12-1=M Malleo Immobil Air Walker, high 50S12-1=S Malleo Immobil Air Walker, high 50S19=M Infinity Air Walker, high 50S19=S Infinity Air Walker, high	S/M	left (L)
29S35=R-S/M	50S12-1=M Malleo Immobil Air Walker, high 50S12-1=S Malleo Immobil Air Walker, high 50S19=M Infinity Air Walker, high 50S19=S Infinity Air Walker, high	S/M	right (R)
29S35=L-L/XL	50S12-1=XL Malleo Immobil Air Walker, high 50S12-1=L Malleo Immobil Air Walker, high 50S19=XL Infinity Air Walker, high 50S19=L Infinity Air Walker, high	L/XL	left (L)
29S35=R-L/XL	50S12-1=XL Malleo Immobil Air Walker, high 50S12-1=L Malleo Immobil Air Walker, high 50S19=XL Infinity Air Walker, high 50S19=L Infinity Air Walker, high	L/XL	right (R)



## Rain cover for Walker, high

Reference number 29S38

Rain cover for Malleo Immobil Air Walker, high.

### Technical data

Article number	Accessories for	For size
29S38=S/M	50S12-1=M Malleo Immobil Air Walker, high 50S12-1=S Malleo Immobil Air Walker, high	S/M
29S38=L/XL	50S12-1=XL Malleo Immobil Air Walker, high 50S12-1=L Malleo Immobil Air Walker, high	L/XL



## Rain cover for Walker, low

Reference number 29S39

Rain cover for Malleo Immobil Air Walker, low/Malleo Immobil Walker, low/Infinity Air Walker, low.

### Technical data

Article number	Accessories for	For size
29S39=S/M	50S14-1=M Malleo Immobil Air Walker, low 50S14-1=S Malleo Immobil Air Walker, low 50S23=S Infinity Air Walker, low 50S23=M Infinity Air Walker, low	S/M
29S39=L/XL	50S14-1=XL Malleo Immobil Air Walker, low 50S14-1=L Malleo Immobil Air Walker, low 50S23=L Infinity Air Walker, low 50S23=XL Infinity Air Walker, low	L/XL

# Accessories and spare parts



## Night cover for Walker

Reference number 29S45

The night cover is suitable for the Malleo Immobil Walker, Malleo Immobil Air Walker and Infinity Air Walker.

### Technical data

Article number	Table helper variable	For size
29S45	50S11-1 Malleo Immobil Walker - low, 50S12-1 Malleo Immobil Air Walker - high, 50S14-1 Malleo Immobil Air Walker - low, 50S19 Infinity Air Walker - high, 50S23 Infinity Air Walker - low	Universal



## Gel pad set for Malleo Direxa Stirrup

Reference number 29S46

Gel pad set for cooling the ankle in the acute phase.

### Technical data

Article number	For size
29S46	Universal



## Heel wedges for Walker, high

Reference number 29S47

The 10°/16°/22° heel wedges are suitable for the Infinity Air Walker, high and Malleo Immobil Air Walker, high.

### Technical data

Article number	Accessories for	For size	Side
29S47=L	50S19=S Infinity Air Walker, high 50S19=M Infinity Air Walker, high 50S19=L Infinity Air Walker, high 50S19=XL Infinity Air Walker, high 50S12-1=S Malleo Immobil Air Walker, high 50S12-1=M Malleo Immobil Air Walker, high 50S12-1=L Malleo Immobil Air Walker, high 50S12-1=XL Malleo Immobil Air Walker, high	Universal	left (L)
29S47=R	50S19=S Infinity Air Walker, high 50S19=M Infinity Air Walker, high 50S19=L Infinity Air Walker, high 50S19=XL Infinity Air Walker, high 50S12-1=S Malleo Immobil Air Walker, high 50S12-1=M Malleo Immobil Air Walker, high 50S12-1=L Malleo Immobil Air Walker, high 50S12-1=XL Malleo Immobil Air Walker, high	Universal	right (R)





## Replacement liner for Malleo Immobil Air Walker, high

Reference number 29S142

The spare liner is suitable for the Malleo Immobil Air Walker, high.

### Technical data

Article number	Spare part for	For size
29S142=S	50S12-1=S Malleo Immobil Air Walker, high	S
29S142=M	50S12-1=M Malleo Immobil Air Walker, high	M
29S142=L	50S12-1=L Malleo Immobil Air Walker, high	L
29S142=XL	50S12-1=XL Malleo Immobil Air Walker, high	XL



## Replacement liner for Malleo Immobil Air Walker, low

Reference number 29S143

The spare liner is suitable for the Malleo Immobil Air Walker, low.

### Technical data

Article number	Spare part for	For size
29S143=S	50S14-1=S Malleo Immobil Air Walker, low	S
29S143=M	50S14-1=M Malleo Immobil Air Walker, low	M
29S143=L	50S14-1=L Malleo Immobil Air Walker, low	L
29S143=XL	50S14-1=XL Malleo Immobil Air Walker, low	XL



## Replacement liner for Infinity Air Walker, high

Reference number 29S191

The spare liner is suitable for the Infinity Air Walker, high.

### Technical data

Article number	Spare part for	For size
29S191=S	50S19=S Infinity Air Walker, high	S
29S191=M	50S19=M Infinity Air Walker, high	M
29S191=L	50S19=L Infinity Air Walker, high	L
29S191=XL	50S19=XL Infinity Air Walker, high	XL



## Replacement liner for Infinity Air Walker, low

Reference number 29S192

The spare liner is suitable for the Infinity Air Walker, low.

### Technical data

Article number	Spare part for	For size
29S192=S	50S23=S Infinity Air Walker, low	S
29S192=M	50S23=M Infinity Air Walker, low	M
29S192=L	50S23=L Infinity Air Walker, low	L
29S192=XL	50S23=XL Infinity Air Walker, low	XL

# Accessories and spare parts



## Calf pad

Reference number 29U5

The calf pad is a spare part for the 28U22 WalkOn Flex.

### Technical data

Article number	Side	Size
29U5=L2	left	31–42
29U5=R2	right	31–42
29U5=L1	left	43–50
29U5=R1	right	43–50



## Shin pad

Reference number 29U23

Shin pad for WalkOn Reaction and WalkOn Reaction plus

### Technical data

Article number	Spare part for	Size
29U23	28U24 WalkOn Reaction 28U25 WalkOn Reaction plus	Universal



## Pad incl. hook-and-loop closures

Reference number 29U24

Pad for 28U24 and 28U25 incl. hook-and-loop closures

### Technical data

Article number	Spare part for	Side	Size
29U24=L24-27	28U25=L24-27	left (L)	24 - 27
29U24=R24-27	28U25=R24-27	right (R)	24 - 27
29U24=L27-30		left (L)	27 - 30
29U24=R27-30	28U25=R27-30	right (R)	27 - 30
29U24=L30-33	28U25=L30-33	left (L)	30 - 33
29U24=R30-33	28U25=R30-33	right (R)	30 - 33
29U24=L33-36	28U25=L33-36	left (L)	33 - 36
29U24=R33-36	28U25=R33-36	right (R)	33 - 36
29U24=L36-39	28U24=L36-39 28U25=L36-39	left (L)	36 - 39
29U24=R36-39	28U24=R36-39 28U25=R36-39 28U25=R36-39	right (R)	36 - 39
29U24=L39-42	28U24=L39-42 28U25=L39-42	left (L)	39 - 42
29U24=R39-42	28U24=R39-42 28U25=R39-42	right (R)	39 - 42
29U24=L42-45	28U24=L42-45 28U25=L42-45	left (L)	42 - 45
29U24=R42-45	28U24=R42-45 28U25=R42-45	right (R)	42 - 45
29U24=L45-48	28U25=L45-48 28U24=L45-48	left (L)	45 - 48
29U24=R45-48	28U25=R45-48 28U24=R45-48 28U24=R45-48	right (R)	45 - 48




## Y-hook-and-loop

Reference number 29U25

The Y-hook-and-loop is a spare part for the 28U24 and 28U25.

### Technical data

Article number	Spare part for	Size	Quantity unit
29U25=1	28U24 WalkOn Reaction 28U25 WalkOn Reaction plus 28U25 WalkOn Reaction junior 28U70 GoOn	1	Piece
29U25=2	28U24 WalkOn Reaction 28U25 WalkOn Reaction plus 28U25 WalkOn Reaction junior 28U70 GoOn	2	Piece



## Component set

Reference number 29U34

The component set is a spare part for the 28U50 Malleo Neurexa pro.

### Technical data

Article number
29U34




## Pad for GoOn incl. straps and Y-hook-and-loop

Reference number 29U70

The pad including straps and Y-hook-and-loop is a spare part for the GoOn.

### Technical data

Article number	Spare part for	Size
29U70	28U70 GoOn	Universal



## Viscoelastic pressure pad

Reference number 29U74

The viscoelastic pressure pad is a spare part for the GoOn.

### Technical data

Article number	Spare part for	Size
29U74	28U70 GoOn	Universal

# Accessories and spare parts



## Calf pad with strap

Reference number 29U90

Calf strap with closure for 28U90 ankle-foot orthosis

### Technical data

Article number	Spare part for	Size	Colour
29U90=35-37-7	28U90=R35-37-7 28U90=L35-37-7	35-37	Black
29U90=35-37-9	28U90=L35-37-0 28U90=R35-37-0	35-37	Beige
29U90=37-39-7	28U90=L37-39-7 28U90=R37-39-7	37-39	Black
29U90=37-39-9	28U90=L37-39-0 28U90=R37-39-0	37-39	Beige
29U90=39-41-7	28U90=L39-41-7 28U90=R39-41-7	39-41	Black
29U90=39-41-9	28U90=L39-41-0 28U90=R39-41-0	39-41	Beige
29U90=41-44-7	28U90=L41-44-7 28U90=R41-44-7	41-44	Black
29U90=41-44-9	28U90=L41-44-0 28U90=R41-44-0	41-44	Beige
29U90=44-47-7	28U90=L44-47-7 28U90=R44-47-7	44-47	Black
29U90=44-47-9	28U90=L44-47-0 28U90=R44-47-0	44-47	Beige



## Beaded cord for Tübingen hip flexion and abduction orthosis

Reference number 29Y191

The beaded cord is a spare part for Tübingen hip flexion and abduction orthosis

### Technical data

Article number	For size
29Y191	Universal



## Aluminium bar, short


Reference number 4003

The aluminium bar is suitable for the 4142, 4143, 4146 and 4055.

### Technical data

Article number	For size
0400300009.	Universal

# Accessories and spare parts




## Plastic splint, hard, 18 cm

Reference number 4014

The plastic bar is suitable for the 4058 and 4088.

### Technical data

Article number	For size
0401400099	Universal



## Clip studs for Dorso Osteo Care

Reference number 504K8

Clip studs as spare part for Dorso Osteo Care

### Technical data

Article number	Contents
504K8	12 pcs.



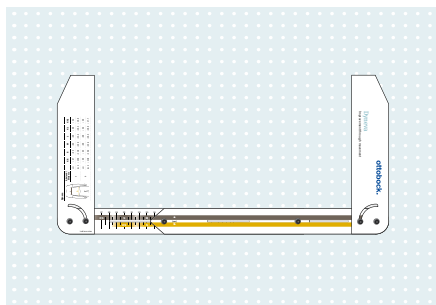
## Calf pad

Reference number 623Z39

WalkOn calf pad

### Technical data

Article number	Side	Size
623Z39=L-N	left (L)	36-48
623Z39=R-N	right (R)	36-48



## Measuring tool for Dyneva

Reference number 743E10

Measuring tool for size selection of Dyneva and Dyneva light

### Technical data

Article number
743E10



- Replacement liner  
for Infinity Air Walker, low..... 177
- Replacement liner  
for Malleo Immobil Air Walker, high..... 177
- Replacement liner  
for Malleo Immobil Air Walker, low ..... 177
- Replacement pad set  
for Smartspine universal collar..... 163
- Rhizo Arexa ..... 99
- Round textile electrode..... 152
- ## S
- Screw for wrist pad ..... 161
- Screws for ball of thumb support..... 162
- Service set for Genu Arexa ..... 164
- Service set for Xeleton..... 165
- Service set for Xeleton for CI instabilities..... 166
- Service set for Xeleton for PCL instabilities .... 166
- Set of mounting plates..... 159
- Shin pad ..... 178
- Shoulder harness closure  
for Tubingen hip flexion and abduction orthosis..  
170
- Shoulder pad set for Tubingen hip flexion and  
abduction orthosis..... 170
- Shoulder protection..... 90
- Shoulder strap for Dorso Osteo Care..... 171
- Side panel set for abdominal belt  
for Dyneva ..... 173
- Small electrode adapter set, 36 mm..... 154
- Small quick fit electrode ..... 151
- Smartspine extension brace..... 73
- Smartspine LSO high ..... 69
- Smartspine LSO low..... 64
- Smartspine LSO standard ..... 66
- Smartspine SI Support..... 57
- Smartspine TLSO ..... 77
- Smartspine Universal Collar ..... 85
- Spare set of pads Agilium Freestep 2.0 ..... 167
- Spare set of screws for Agilium Freestep 2.0... 167
- Spare set of screws  
for Agilium Freestep Classic..... 169
- Sports cover for Patella Pro..... 164
- Steering electrode..... 152
- Sternal pad for Dorso Arexa..... 171
- Stimulation tester ..... 153
- Stimulator/EPG..... 154
- Stimulator/EPG, peripher ..... 156
- Strap- and padding set Agilium Reactive ..... 169
- Strap cover, lower leg cuff..... 153
- Strap cover, thigh cuff..... 156
- Strap guide loop set  
for Dyneva/Dyneva light..... 173
- Strap holder for thigh cuff..... 157
- Strap pad for Agilium Freestep Classic ..... 169
- Strap piece..... 174
- Strap set for Patella Pro ..... 168
- Symphysis support ..... 56
- System charger with charging adapters ..... 155
- ## T
- Textile cover for thigh shells for Tubingen hip  
flexion and abduction orthosis ..... 170
- Textile electrode adapter set, 45 mm..... 154
- Textile electrode for thigh, central..... 156
- Textile electrode for thigh, offset ..... 156
- Thigh cuff..... 156
- Thigh strap incl. buckles..... 155
- Thumboform Long ..... 100
- Tubingen hip flexion and abduction orthosis ... 49
- ## U
- Undergarment for Xeleton ..... 166
- ## V
- Viscoelastic pressure pad ..... 179
- ## W
- WalkOn..... 122
- WalkOn Flex ..... 123
- WalkOn Reaction ..... 125
- WalkOn Reaction FIT KIT..... 148
- WalkOn Reaction junior..... 127
- WalkOn Reaction junior FIT KIT ..... 149
- WalkOn Reaction plus ..... 126
- WalkOn Reaction plus FIT KIT ..... 148
- WalkOn Trimable ..... 124
- Wrist loop ..... 162
- Wrist loop for remote control ..... 159
- Wristoform..... 108
- Wrist pad ..... 161
- Wrist pad covers ..... 161
- ## X
- Xeleton ..... 40
- ## Y
- Y-hook-and-loop ..... 179











