

Fusing Physical and Virtual Worlds into Interactive Mixed Reality



Ruofei Du | Google, San Francisco | me@duruofei.com
Virtual | Mobile Immersive Computing by Prof. Bo Han

Self Intro

www.duruofei.com



Publications

Projects

Videos

Talks

Artsy



© Ruofei Du (杜若飞) | 2020 | DuWebKit

Featured Publications



DepthLab: Real-Time 3D Interaction With Depth Maps for Mobile Augmented Reality

Ruofei Du, Eric Turner, Maksym Dzitsiuk, Luca Prasso, Ivo Duarte, Jason Dourgarian, Joao Afonso, Jose Pascoal, Josh Gladstone, Nuno Cruces, Shahram Izadi, Adarsh Kowdle, Konstantine Tsotsos, and David Kim

Proceedings of the 33rd Annual ACM Symposium on User Interface Software and Technology (UIST), 2020.


[pdf](#), [lowres](#) | [website](#), [code](#), [demo](#), [supp](#) | [cite](#)



Geollery: A Mixed Reality Social Media Platform [Juried Demo at CHI 2019](#)

Ruofei Du, David Li, and Amitabh Varshney
Proceedings of the 2019 CHI Conference on Human Factors in Computing Systems (CHI), 2019.


[pdf](#), [doi](#) | [website](#), [video](#), [slides](#), [demo](#) | [cite](#)



Montage4D: Real-Time Seamless Fusion and Stylization of Multiview Video Textures

Ruofei Du, Ming Chuang, Wayne Chang, Hugues Hoppe, and Amitabh Varshney

Journal of Computer Graphics Techniques (JCGT), 2019.



Social Street View: Blending Immersive Street Views With Geo-Tagged Social Media [Best Paper Award](#)

Ruofei Du and Amitabh Varshney
Proceedings of the 21st International Conference on Web3D Technology (Web3D), 2016.



About

Ruofei Du is a Research Scientist at Google and works on creating novel interactive technologies for VR and AR. Ruofei holds a Ph.D. in **Computer Science** from **University of Maryland, College Park**, advised by **Prof. Varshney**. Their **research** covers a wide range of topics in VR and AR, including mobile augmented reality (**DepthLab**), mixed-reality social platforms (**Geollery** and **Social Street View**), 4D video-based rendering (**Montage4D** and **VideoFields**), foveated rendering (**KFR** and **EFR**), and deep learning in graphics (**SketchySceneColorization**). I am passionate about inventing interactive technologies with computer graphics, 3D vision, and HCI. Feel free to visit my **research**, **arts**, **blog**, **youtube**, **github**, and **shadertoy demos** for fun!

[Personal website](#)

[Google scholar](#)

Research Areas



Human-Computer Interaction and Visualization



Machine Intelligence



Machine Perception



Authored publications

[Google publications](#)

Filters

Sort by: Year

9 publications

Research areas	<p>A Log-Rectilinear Transformation for Foveated 360-degree Video Streaming David Li, Ruofei Du, Adharsh Babu, Camelia D. Brumar, Amitabh Varshney · <i>IEEE Transactions on Visualization and Computer Graphics</i>, pp. 1-10 (to appear)</p>	
Year	<p>3D-Kernel Foveated Rendering for Light Fields Xiaoxu Meng, Ruofei Du, Joseph F. JaJa, Amitabh Varshney · <i>IEEE Transactions on Visualization and Computer Graphics</i> (2020)</p>	
	<p>CollaboVR: A Reconfigurable Framework for Creative Collaboration in Virtual Reality Zhenyi He, Ruofei Du, Ken Perlin · <i>2020 IEEE International Symposium on Mixed and Augmented Reality (ISMAR)</i>, IEEE, pp. 11</p>	
	<p>DepthLab: Real-time 3D Interaction with Depth Maps for Mobile Augmented Reality Ruofei Du, Eric Lee Turner, Maksym Dzitsiuk, Luca Prasso, Ivo Duarte, Jason Dourgarian, Joao Afonso, Jose Pascoal, Josh Gladstone, Nuno Moura e Silva Cruces, Shahram Izadi, Adarsh Kowdle, Konstantine Nicholas John Tsotsos, David Kim · <i>Proceedings of the 33rd Annual ACM Symposium on User Interface Software and Technology, ACM</i> (2020), pp. 15</p>	
	<p>Experiencing Real-time 3D Interaction with Depth Maps for Mobile Augmented Reality in DepthLab Ruofei Du, Eric Lee Turner, Maksym Dzitsiuk, Luca Prasso, Ivo Duarte, Jason Dourgarian, Joao Afonso, Jose Pascoal, Josh Gladstone, Nuno Moura e Silva Cruces, Shahram Izadi, Adarsh Kowdle, Konstantine Nicholas John Tsotsos, David Kim · <i>Adjunct Publication of the 33rd Annual ACM Symposium on User Interface Software and Technology, ACM</i> (2020), pp. 3</p>	
	<p>Eye-dominance-guided Foveated Rendering Xiaoxu Meng, Ruofei Du, Amitabh Varshney · <i>IEEE Transaction on Visualization and Computer Graphics</i>, vol. 26 (2020), pp. 1972-1980</p>	
	<p>MeteoVis: Visualizing Meteorological Events in Virtual Reality David Li, Eric Lee, Elijah Schwelling, Mason G. Quick, Patrick Meyers, Ruofei Du, Amitabh Varshney · <i>Extended Abstracts of the 2020 CHI Conference on Human Factors in Computing Systems</i>, ACM, Honolulu, Hawaii, pp. 9</p>	
	<p>Language-based Colorization of Scene Sketches Changqing Zou, Haoran Mo, Chengying Gao, Ruofei Du, Hongbo Fu · <i>ACM Transactions on Graphics</i>, vol. 38, pp. 16</p>	
	<p>ORC Layout: Adaptive GUI Layout with OR-Constraints Yue Jiang, Ruofei Du, Christof Lutteroth, Wolfgang Stuerzlinger · <i>Proceedings of the 2019 CHI Conference on Human Factors in Computing Systems (CHI 2019)</i>, ACM, pp. 1-12</p>	

Self Intro

Ruofei Du (杜若飞)


Self Intro

Ruofei Du (杜若飞)

Social Street View,
Web3D '16
Best Paper Award



SketchyScene
SIGGRAPH Asia '19,
ECCV '18



User
Interaction

CollaboVR
ISMAR '20



VideoFields
Web3D '16



LogRectilinear
IEEE VR '21
TVCG Honorable Mention



Montage4D
I3D '18
JCGT '19


Kernel Foveated
Rendering,
I3D '18, VR '20, TVCG '20




Multiview / 360
Videos

Meshes


Depth Map



DepthLab
UIST '20



Geollery,
CHI '19, Web3D '19, VR '19



DepthLab: Real-time 3D Interaction with Depth Maps for Mobile Augmented Reality

Ruofei Du, Eric Turner, Maksym Dzitsiuk, Luca Prasso, Ivo Duarte,
Jason Dourgarian, Joao Afonso, Jose Pascoal, Josh Gladstone, Nuno Cruces,
Shahram Izadi, Adarsh Kowdle, Konstantine Tsotsos, David Kim

Google | ACM UIST 2020

Introduction

Mobile Augmented Reality




Introduction

Google's ARCore




Introduction

Google's ARCore



ARCore



Introduction

Mobile Augmented Reality



Introduction

Motivation

Is direct placement and rendering of 3D objects sufficient for realistic AR experiences?

Introduction


Depth Lab

Not always!

Introduction



Depth Lab

Virtual content looks like it's "*pasted on the screen*" rather than "*in the world*"!



Introduction

Motivation



Introduction



Motivation



How can we bring these advanced features to mobile AR experiences without relying on dedicated sensors or the need for computationally expensive surface reconstruction?

Introduction

Depth Map



Introduction

Depth Lab



- Google** • *Pixel 2, Pixel 2 XL, Pixel 3, Pixel 3 XL, Pixel 3a, Pixel 3a XL, Pixel 4, Pixel 4 XL*
- Huawei** • *Honor 10, Honor V20, Mate 20 Lite, Mate 20, Mate 20 X, Nova 3, Nova 4, P20, P30, P30 Pro*
- LG** • *G8X ThinQ, V35 ThinQ, V50S ThinQ, V60 ThinQ 5G*
- OnePlus** • *OnePlus 6, OnePlus 6T, OnePlus 7, OnePlus 7 Pro, OnePlus 7 Pro 5G, OnePlus 7T, OnePlus 7T Pro*
- Oppo** • *Reno Ace*
- Samsung** • *Galaxy A80, Galaxy Note8, Galaxy Note9, Galaxy Note10, Galaxy Note10 5G, Galaxy Note10+, Galaxy Note10+ 5G, Galaxy S8, Galaxy S8+, Galaxy S9, Galaxy S9+, Galaxy S10e, Galaxy S10, Galaxy S10+, Galaxy S10 5G, Galaxy S20, Galaxy S20+ 5G, Galaxy S20 Ultra 5G*
- Sony** • *Xperia XZ2, Xperia XZ2 Compact, Xperia XZ2 Premium, Xperia XZ3*
- Xiaomi** • *Pocophone F1*

And growing...

<https://developers.google.com/ar/discover/supported-devices>

Introduction

Depth Lab

Is there *more* to realism than occlusion?

Introduction

Depth Lab

Surface interaction?

Introduction

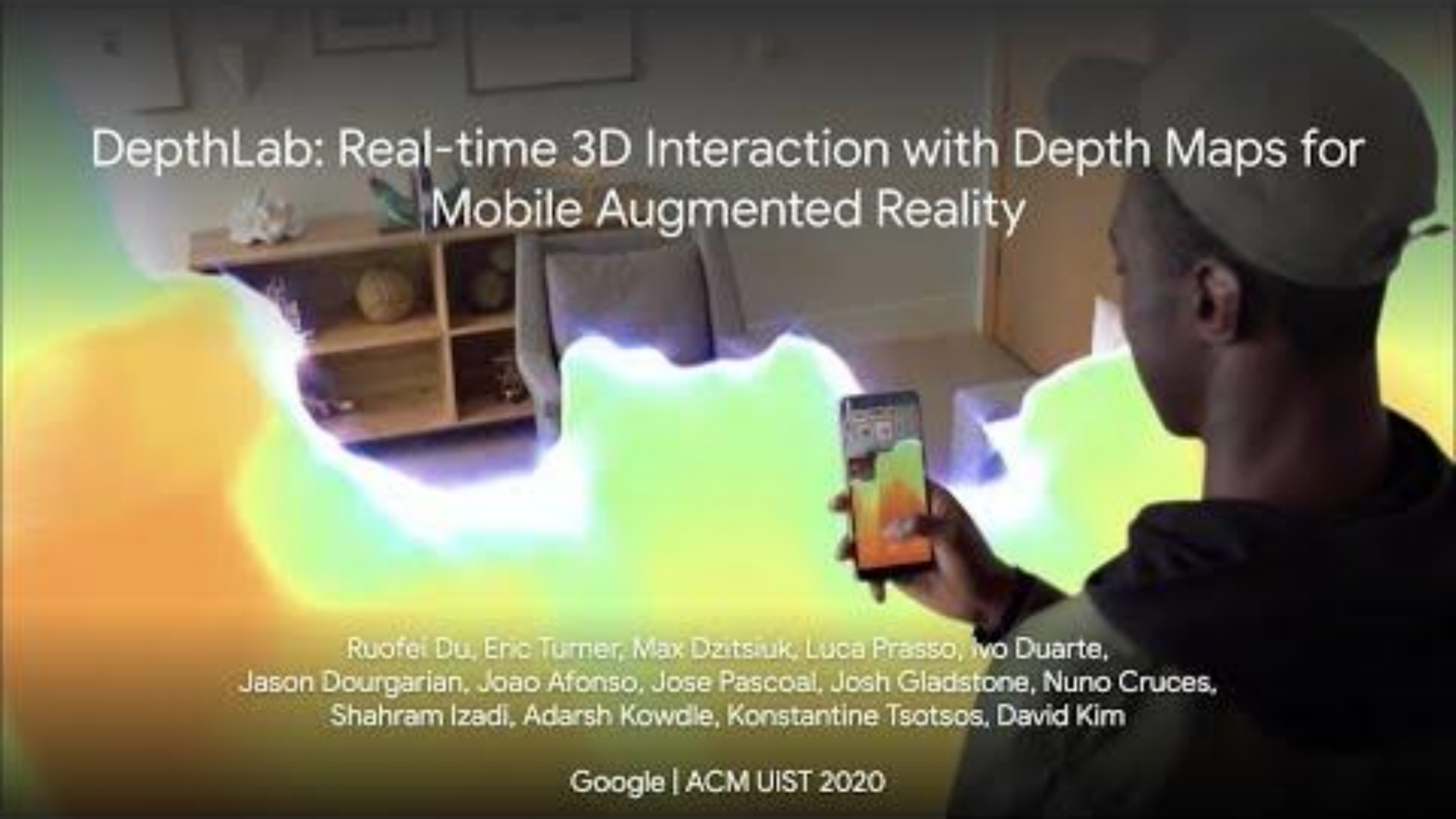
Depth Lab

Realistic Physics?

Introduction

Depth Lab

Path Planning?

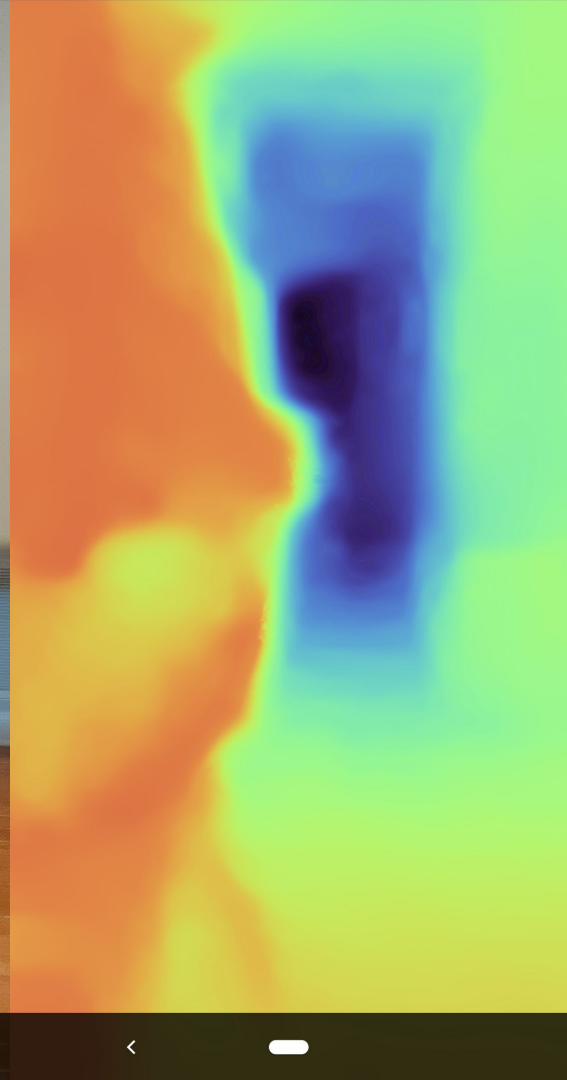


DepthLab: Real-time 3D Interaction with Depth Maps for Mobile Augmented Reality

Ruofei Du, Eric Turner, Max Dzitsiuk, Luca Prasso, Ivo Duarte,
Jason Dourgarian, Joao Afonso, Jose Pascoal, Josh Gladstone, Nuno Cruces,
Shahram Izadi, Adarsh Kowdle, Konstantine Tsotsos, David Kim

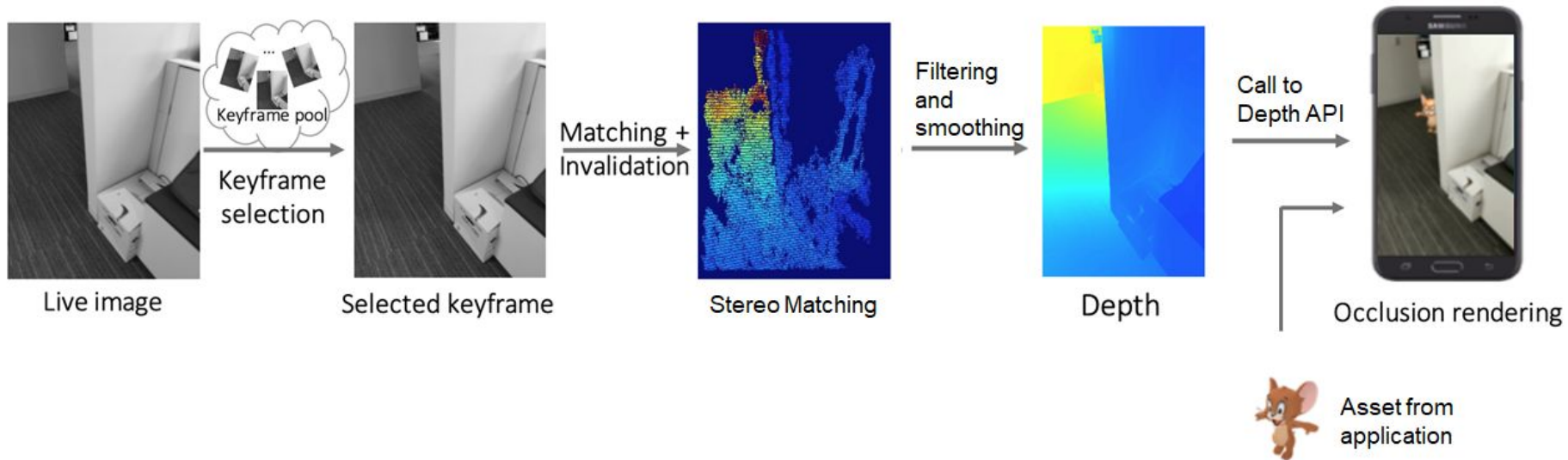
Introduction

Depth Lab



Related Work

Valentin et al.



Introduction

Depth Lab




Introduction

Depth Lab



Introduction

Depth Generation



Introduction

Depth Lab



Target Image



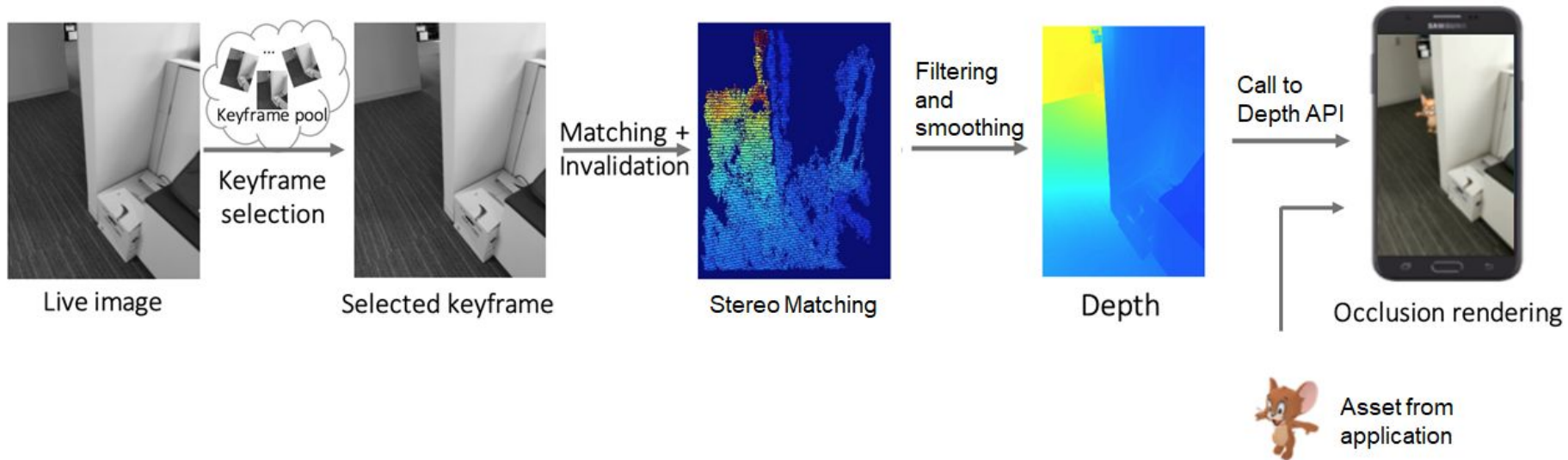
Traditional Planar Stereo



Arbitrary Camera Motion

Related Work

Valentin et al.



Introduction

Depth Lab



Introduction

Depth Lab



Up to 8 meters, with
the best within 0.5m to 5m

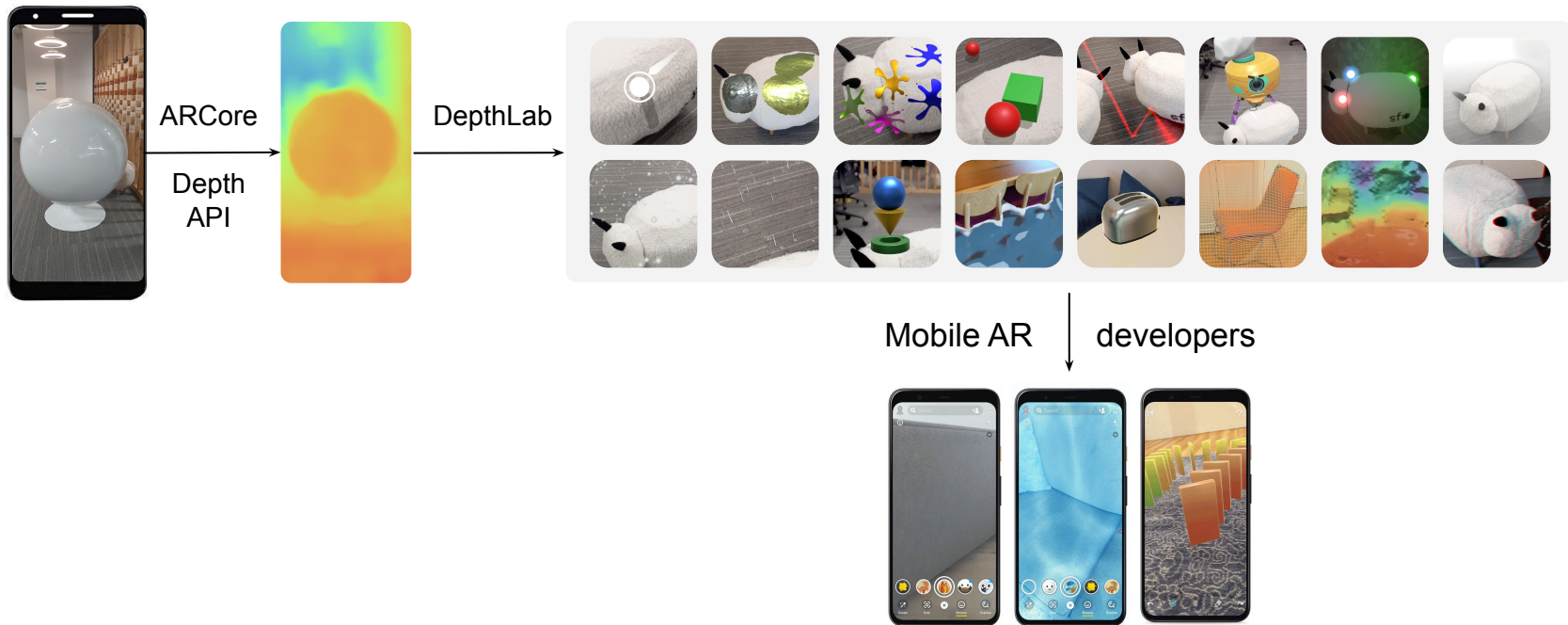
Motivation

Gap from raw depth to applications



Introduction

Depth Lab



Design Process

3 Brainstorming Sessions

3 brainstorming sessions

18 participants

39 aggregated ideas

Design Process

3 Brainstorming Sessions



Supplementary Material for DepthLab: Real-time 3D Interaction with Depth Maps for Mobile Augmented Reality

Ruofei Du, Eric Turner, Maksym Dzitsiuk, Luca Prasso, Ivo Duarte, Jason Dourgarian, Joao Afonso, Jose Pascoal, Josh Gladstone, Nuno Cruces, Shahram Izadi, Adarsh Kowdle, Konstantine Tsotsos, David Kim*
Google LLC

GEOMETRY-AWARE AR FEATURES

In this section, we list all ideas from our brainstorming sessions and discuss their depth representation requirements, use cases, and whether each is implemented in DepthLab [5]. Note that ideas 9, 21, 24, 25 are not available as open source code yet, but can be easily reproduced with the provided algorithms.

Depth Representation Requirement: Localized Depth




Figure 1. Implementation examples of geometry-aware AR features 1-5 with localized depth use cases. Please refer to the supplementary video for live demonstration.

- 3D oriented cursor:** Render a 3D cursor centered in the screen center. The 3D cursor should change its orientation and scale according to the surface normal and distance when moving along physical surfaces. Implemented in DepthLab: Yes.

Depth Representation Requirement: Surface Depth




Figure 2. Implementation examples of geometry-aware AR features 6-9.

- Virtual shadows:** Render geometry-aware shadows [11] that are cast onto physical surfaces. The shadow may be rendered on any mobile AR application with virtual ob-

- Avatar path planning:** Navigate a virtual object to move naturally between two points in physical environments. Implemented in DepthLab: Yes.
- Collision-aware placement:** Test if a virtual object's volume collides with observed environment surfaces. Implemented in DepthLab: Yes.

- Physical simulation:** Simulate physical phenomena for augmented reality objects, e.g. collision. Implemented in DepthLab: Yes.
- AR graffiti:** Allow the user to touch on the screen and implement in DepthLab: Yes.
- AR painting:** Allow the user to throw color balloons onto physical surfaces. Implemented in DepthLab: Yes.




Figure 3. Implementation examples of geometry-aware AR features 15-25 with dense depth.

- Rain effects:** Similar in behavior to the snow effect, the rain particles should also splat on the surface using the estimated normal vector from the localized depth. Implemented in DepthLab: Yes.
- Fog effects:** Render screen-space post-processing effects, where far objects are overlaid with thicker fog. The user may interactively adjust the fog intensity in real time. Implemented in DepthLab: Yes.
- Edge highlighting:** Highlight the edges of the observed environment according to the depth map. Unlike edge detection in a color image, highlighting depth edges may offer texture. Implemented in DepthLab: Yes.
- Depth-based segmentation:** Segment the foreground, background, or objects between a certain range of depth values from the color image. It may be useful for telepresence tasks. Implemented in DepthLab: Yes.
- False-color visualization and animated transition effects:** Visualize the depth map based on a specific transfer function and animate the transition from one transfer function to close

REFERENCES

[1] Karan Ahuja, Chris Harrison, Mayank Goel, and Robert Xiao. 2019. McCap: Whole-Body Digitization for Low-Cost VR/AR Headsets. In *Proceedings of the Annual ACM Symposium on User Interface Software and Technology (UIST '19)*. ACM, New York, NY, USA, 453–462. DOI: <http://dx.doi.org/10.1145/3332165.3347889>

[2] Troels I. Andersen, Sune Kristensen, Bjørn W. Nielsen, and Kaj Grønbaek. 2004. Designing an augmented reality board game with children: the battlebuddy 3D experience. In *Proceedings of the 2004 conference on Interaction design and children: building a community*, 137–138.

[3] Sujal Bista, Icaro Lins Leitao da Cunha, and Amitabh Varshney. 2017. Kinetic Depth Images: Flexible Generation of Depth Perception. *The Visual Computer* 33, 10 (01 October 2017), 1357–1369.

[4] Ming Chuang and Michael Kazhdan. 2011. Interactive and anisotropic geometry processing using the screened Poisson equation. In *ACM SIGGRAPH 2011 papers*, 1–10.

[5] Ruofei Du, Eric Turner, Max Dzitsiuk, Luca Prasso, Ivo Duarte, Jason Dourgarian, Joao Afonso, Adarsh Kowdle, Konstantine Tsotsos, and David Kim. 2019. DepthLab: Real-time 3D Interaction with Depth Maps for Mobile Augmented Reality. *arXiv preprint arXiv:1908.08111*.

[6] Karan Ahuja, Chris Harrison, Mayank Goel, and Robert Xiao. 2019. McCap: Whole-Body Digitization for Low-Cost VR/AR Headsets. In *Proceedings of the Annual ACM Symposium on User Interface Software and Technology (UIST '19)*. ACM, New York, NY, USA, 453–462. DOI: <http://dx.doi.org/10.1145/3332165.3347889>

[7] Troels I. Andersen, Sune Kristensen, Bjørn W. Nielsen, and Kaj Grønbaek. 2004. Designing an augmented reality board game with children: the battlebuddy 3D experience. In *Proceedings of the 2004 conference on Interaction design and children: building a community*, 137–138.

[8] Ming Chuang and Michael Kazhdan. 2011. Interactive and anisotropic geometry processing using the screened Poisson equation. In *ACM SIGGRAPH 2011 papers*, 1–10.

[9] Ruofei Du, Eric Turner, Max Dzitsiuk, Luca Prasso, Ivo Duarte, Jason Dourgarian, Joao Afonso, Adarsh Kowdle, Konstantine Tsotsos, and David Kim. 2019. DepthLab: Real-time 3D Interaction with Depth Maps for Mobile Augmented Reality. *arXiv preprint arXiv:1908.08111*.

[10] Karan Ahuja, Chris Harrison, Mayank Goel, and Robert Xiao. 2019. McCap: Whole-Body Digitization for Low-Cost VR/AR Headsets. In *Proceedings of the Annual ACM Symposium on User Interface Software and Technology (UIST '19)*. ACM, New York, NY, USA, 453–462. DOI: <http://dx.doi.org/10.1145/3332165.3347889>

[11] Troels I. Andersen, Sune Kristensen, Bjørn W. Nielsen, and Kaj Grønbaek. 2004. Designing an augmented reality board game with children: the battlebuddy 3D experience. In *Proceedings of the 2004 conference on Interaction design and children: building a community*, 137–138.

[12] Ming Chuang and Michael Kazhdan. 2011. Interactive and anisotropic geometry processing using the screened Poisson equation. In *ACM SIGGRAPH 2011 papers*, 1–10.

[13] Ruofei Du, Eric Turner, Max Dzitsiuk, Luca Prasso, Ivo Duarte, Jason Dourgarian, Joao Afonso, Adarsh Kowdle, Konstantine Tsotsos, and David Kim. 2019. DepthLab: Real-time 3D Interaction with Depth Maps for Mobile Augmented Reality. *arXiv preprint arXiv:1908.08111*.

[14] Karan Ahuja, Chris Harrison, Mayank Goel, and Robert Xiao. 2019. McCap: Whole-Body Digitization for Low-Cost VR/AR Headsets. In *Proceedings of the Annual ACM Symposium on User Interface Software and Technology (UIST '19)*. ACM, New York, NY, USA, 453–462. DOI: <http://dx.doi.org/10.1145/3332165.3347889>

[15] Troels I. Andersen, Sune Kristensen, Bjørn W. Nielsen, and Kaj Grønbaek. 2004. Designing an augmented reality board game with children: the battlebuddy 3D experience. In *Proceedings of the 2004 conference on Interaction design and children: building a community*, 137–138.

[16] Ming Chuang and Michael Kazhdan. 2011. Interactive and anisotropic geometry processing using the screened Poisson equation. In *ACM SIGGRAPH 2011 papers*, 1–10.

[17] Ruofei Du, Eric Turner, Max Dzitsiuk, Luca Prasso, Ivo Duarte, Jason Dourgarian, Joao Afonso, Adarsh Kowdle, Konstantine Tsotsos, and David Kim. 2019. DepthLab: Real-time 3D Interaction with Depth Maps for Mobile Augmented Reality. *arXiv preprint arXiv:1908.08111*.

[18] Karan Ahuja, Chris Harrison, Mayank Goel, and Robert Xiao. 2019. McCap: Whole-Body Digitization for Low-Cost VR/AR Headsets. In *Proceedings of the Annual ACM Symposium on User Interface Software and Technology (UIST '19)*. ACM, New York, NY, USA, 453–462. DOI: <http://dx.doi.org/10.1145/3332165.3347889>

[19] Troels I. Andersen, Sune Kristensen, Bjørn W. Nielsen, and Kaj Grønbaek. 2004. Designing an augmented reality board game with children: the battlebuddy 3D experience. In *Proceedings of the 2004 conference on Interaction design and children: building a community*, 137–138.

[20] Ming Chuang and Michael Kazhdan. 2011. Interactive and anisotropic geometry processing using the screened Poisson equation. In *ACM SIGGRAPH 2011 papers*, 1–10.

[21] Ruofei Du, Eric Turner, Max Dzitsiuk, Luca Prasso, Ivo Duarte, Jason Dourgarian, Joao Afonso, Adarsh Kowdle, Konstantine Tsotsos, and David Kim. 2019. DepthLab: Real-time 3D Interaction with Depth Maps for Mobile Augmented Reality. *arXiv preprint arXiv:1908.08111*.

[22] Karan Ahuja, Chris Harrison, Mayank Goel, and Robert Xiao. 2019. McCap: Whole-Body Digitization for Low-Cost VR/AR Headsets. In *Proceedings of the Annual ACM Symposium on User Interface Software and Technology (UIST '19)*. ACM, New York, NY, USA, 453–462. DOI: <http://dx.doi.org/10.1145/3332165.3347889>

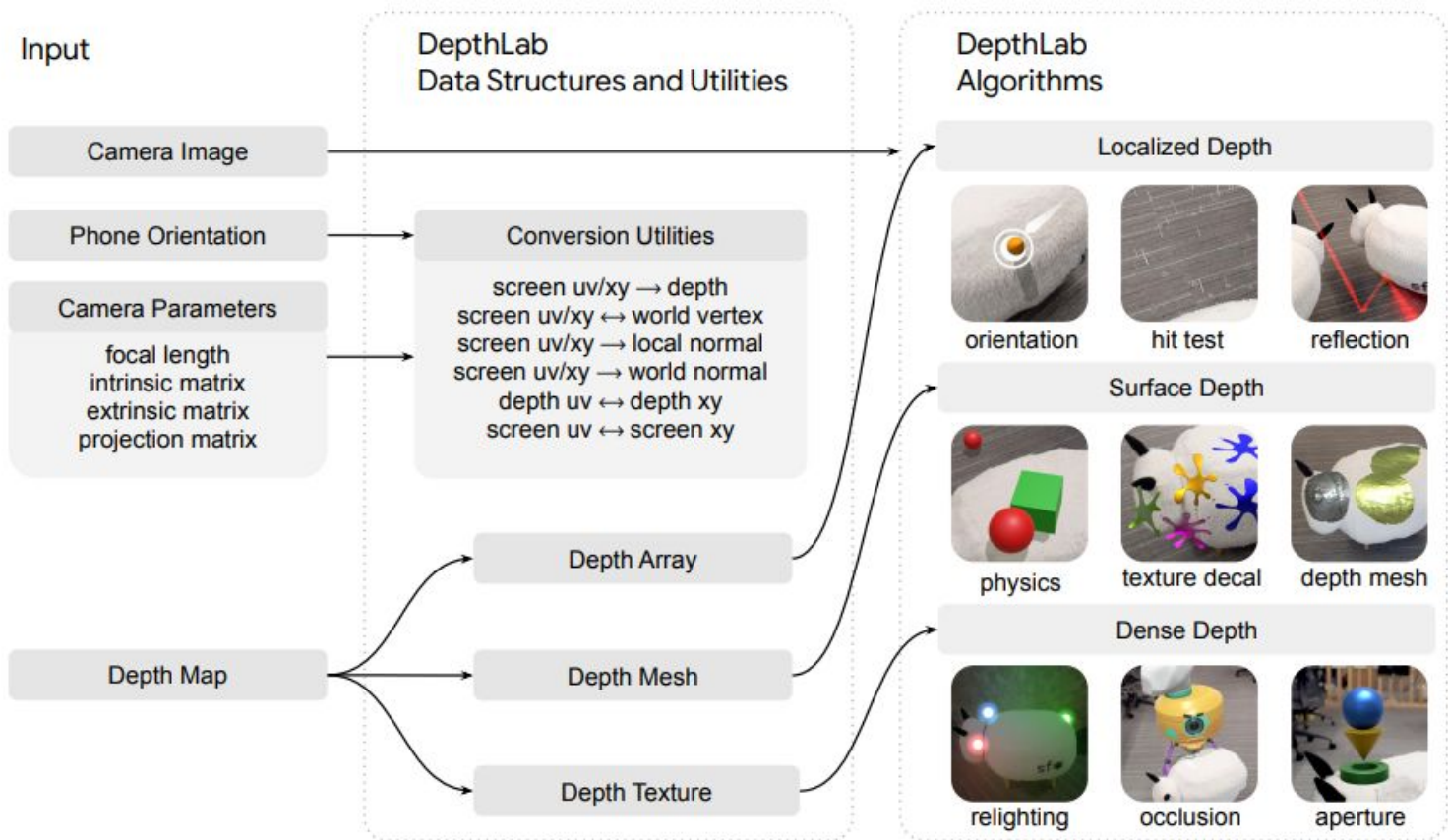
[23] Troels I. Andersen, Sune Kristensen, Bjørn W. Nielsen, and Kaj Grønbaek. 2004. Designing an augmented reality board game with children: the battlebuddy 3D experience. In *Proceedings of the 2004 conference on Interaction design and children: building a community*, 137–138.

[24] Ming Chuang and Michael Kazhdan. 2011. Interactive and anisotropic geometry processing using the screened Poisson equation. In *ACM SIGGRAPH 2011 papers*, 1–10.

[25] Ruofei Du, Eric Turner, Max Dzitsiuk, Luca Prasso, Ivo Duarte, Jason Dourgarian, Joao Afonso, Adarsh Kowdle, Konstantine Tsotsos, and David Kim. 2019. DepthLab: Real-time 3D Interaction with Depth Maps for Mobile Augmented Reality. *arXiv preprint arXiv:1908.08111*.


System

Architecture overview



Data Structure


Depth Array



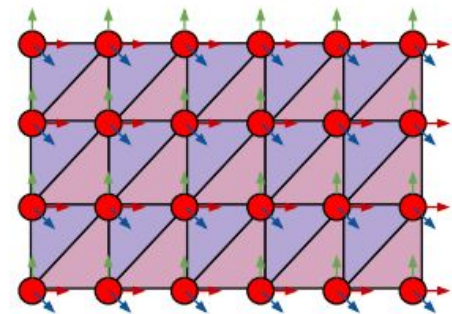
2D array (160x120 and above) of 16-bit integers

Data Structure

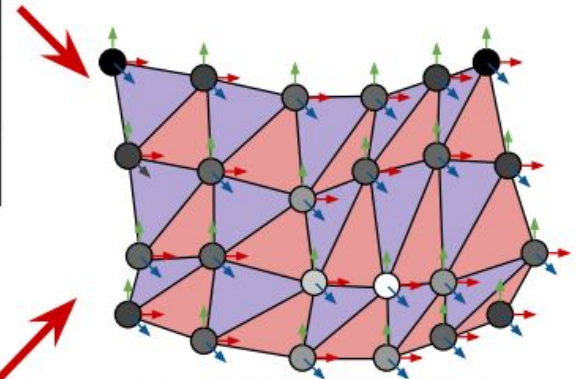
Depth Mesh



(a) input depth map



(b) template mesh




(c) real-time depth mesh



winding order of the template mesh

Data Structure

Depth Texture



System

Architecture


	Localized Depth	Surface Depth	Dense Depth
CPU	✓	✓	X (non-real-time)
GPU	N/A	✓ (compute shader)	✓ (fragment shader)
Prerequisite	point projection normal estimation	depth mesh triplanar mapping	anti-aliasing multi-pass rendering
Data Structure	depth array	depth mesh	depth texture
Example Use Cases	physical measure oriented 3D cursor path planning	collision & physics virtual shadows texture decals	scene relighting aperture effects occluded objects

Localized Depth

Coordinate System Conversion

Conversion Utilities



screen uv/xy \rightarrow depth
screen uv/xy \leftrightarrow world vertex
screen uv/xy \rightarrow local normal
screen uv/xy \rightarrow world normal
depth uv \leftrightarrow depth xy
screen uv \leftrightarrow screen xy



Localized Depth

Normal Estimation

$$\mathbf{n}_p = (\mathbf{v}_p - \mathbf{v}_{p+(1,0)}) \times (\mathbf{v}_p - \mathbf{v}_{p+(0,1)})$$



Localized Depth

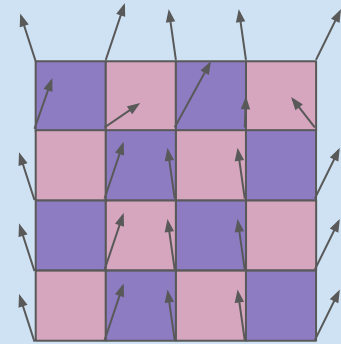
Normal Estimation

Algorithm 1: Estimation of the Normal Vector of a Screen Point in DepthLab.

Input : A screen point $\mathbf{p} \leftarrow (x, y)$ and focal length f .




Output : The estimated normal vector \mathbf{n} .

```
1 Set the sample radius:  $r \leftarrow 2$  pixels.
2 Initialize the counts along two axes:  $c_X \leftarrow 0, c_Y \leftarrow 0$ .
3 Initialize the correlation along two axes:  $\rho_X \leftarrow 0, \rho_Y \leftarrow 0$ .
4 for  $\Delta x \in [-r, r]$  do
5     for  $\Delta y \in [-r, r]$  do
6         Continue if  $\Delta x = 0$  and  $\Delta y = 0$ .
7         Set neighbor's coordinates:  $\mathbf{q} \leftarrow [x + \Delta x, y + \Delta y]$ .
8         Set  $\mathbf{q}$ 's distance in depth:  $d_{\mathbf{pq}} \leftarrow \|\mathbf{D}(\mathbf{p}), \mathbf{D}(\mathbf{q})\|$ .
9         Continue if  $d_{\mathbf{pq}} = 0$ .
10        if  $\Delta x \neq 0$  then
11             $c_X \leftarrow c_X + 1$ .
12             $\rho_X \leftarrow \rho_X + d_{\mathbf{pq}}/\Delta x$ .
13        end
14        if  $\Delta y \neq 0$  then
15             $c_Y \leftarrow c_Y + 1$ .
16             $\rho_Y \leftarrow \rho_Y + d_{\mathbf{pq}}/\Delta y$ .
17        end
18    end
19 end
20 Set pixel size:  $\lambda \leftarrow \frac{\mathbf{D}(\mathbf{p})}{f}$ .
21 return the normal vector  $\mathbf{n}$ :  $\left(-\frac{\rho_Y}{\lambda c_Y}, -\frac{\rho_X}{\lambda c_X}, -1\right)$ .
```





Localized Depth

Normal Estimation



Localized Depth

Avatar Path Planning




Localized Depth

Rain and Snow

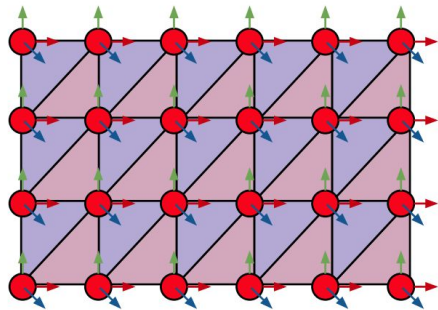


Surface Depth

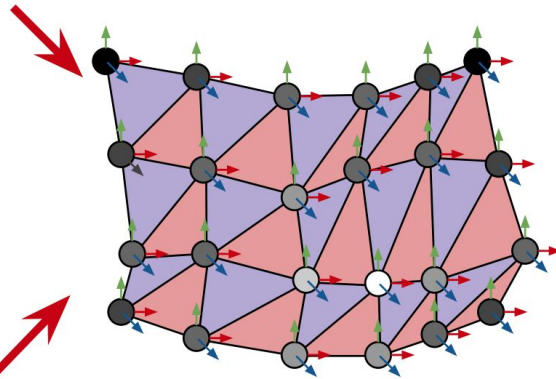
Use Cases



(a) input depth map



(b) template mesh



(c) real-time depth mesh




winding order of the template mesh



Surface Depth

Physics collider


Physics with depth mesh.



Surface Depth

Texture decals


Texture decals with depth mesh.



Surface Depth

3D Photo




Projection mapping with
depth mesh.



Preview

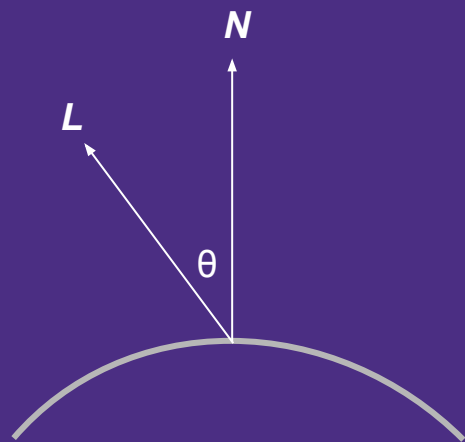
Dense Depth

Depth Texture - Antialiasing




Dense Depth

Real-time relighting




Dense Depth

Why normal map does not work?



Relighting



Switch Mode

Dense Depth

Real-time relighting

Algorithm 3: Ray-marching-based Real-time Relighting.

Input : Depth map \mathbf{D} , the camera image \mathbf{I} , camera intrinsic matrix \mathbf{K} , L light sources $\mathcal{L} = \{\mathcal{L}^i, i \in L\}$ with each light's location $\mathbf{v}_{\mathcal{L}}$ and intensity in RGB channels $\phi_{\mathcal{L}}$.

Output : Relighted image \mathbf{O} .

```
1 for each image pixel  $\mathbf{p} \in$  depth map  $\mathbf{D}$  in parallel do
2   Sample  $\mathbf{p}$ 's depth value  $d \leftarrow \mathbf{D}(\mathbf{p})$ .
3   Compute the corresponding 3D vertex  $\mathbf{v}_{\mathbf{p}}$  of the screen
   point  $\mathbf{p}$  using the camera intrinsic matrix  $\mathbf{v}_{\mathbf{p}}$  with  $\mathbf{K}$ :
    $\mathbf{v}_{\mathbf{p}} = \mathbf{D}(\mathbf{p}) \cdot \mathbf{K}^{-1} [\mathbf{p}, 1]$ 
4   Initialize relighting coefficients of  $\mathbf{v}_{\mathbf{p}}$  in RGB:  $\phi_{\mathbf{p}} \leftarrow \mathbf{0}$ .
5   for each light  $\mathcal{L} \in$  light sources  $\mathcal{L}$  do
6     Set the current photon coordinates  $\mathbf{v}_o \leftarrow \mathbf{v}_{\mathbf{p}}$ .
7     Set the current photon energy  $E_o \leftarrow 1$ .
8     while  $\mathbf{v}_o \neq \mathbf{v}_{\mathcal{L}}$  do
9       Compute the weighted distance between the
       photon to the physical environment
        $\Delta d \leftarrow \alpha |\mathbf{v}_o^{xy} - \mathbf{v}_{\mathcal{L}}^{xy}| + (1 - \alpha) |\mathbf{v}_o^z - \mathbf{v}_{\mathcal{L}}^z|$ ,  $\alpha = 0.5$ .
10      Decay the photon energy:  $E_o \leftarrow 95\% E_o$ 
11      Accumulate the relighting coefficients:
        $\phi_{\mathbf{p}} \leftarrow \phi_{\mathbf{p}} + \Delta d E_o \phi_{\mathcal{L}}$ .
12      March the photon towards the light source:
        $\mathbf{v}_o \leftarrow \mathbf{v}_o + (\mathbf{v}_{\mathcal{L}} - \mathbf{v}_o) / S$ , here  $S = 10$ , depending
       on the mobile computing budget.
13    end
14  end
15  Sample pixel's original color:  $\Phi_{\mathbf{p}} \leftarrow \mathbf{I}(\mathbf{p})$ .
16  Apply relighting effect:
    $\mathbf{O}(\mathbf{p}) \leftarrow \gamma \cdot |\mathbf{0.5} - \phi_{\mathbf{p}}| \cdot \Phi_{\mathbf{p}}^{1.5 - \phi_{\mathbf{p}}} - \Phi_{\mathbf{p}}$ , here  $\gamma \leftarrow 3$ .
17 end
```

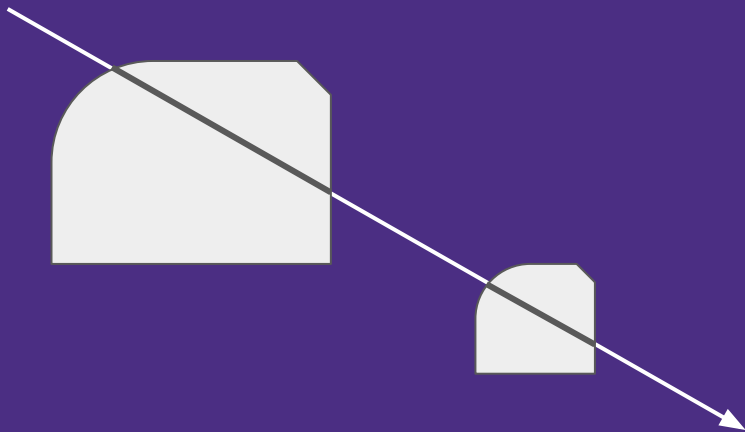


Relighting

Switch
Mode

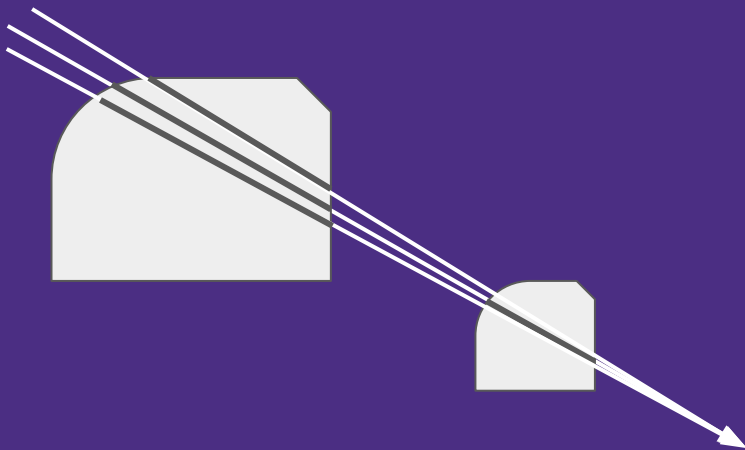
Dense Depth

Real-time relighting



Dense Depth

Real-time relighting



[go/realtime-relighting](#), [go/relit](#)





Dense Depth

Wide-aperture effect



Dense Depth


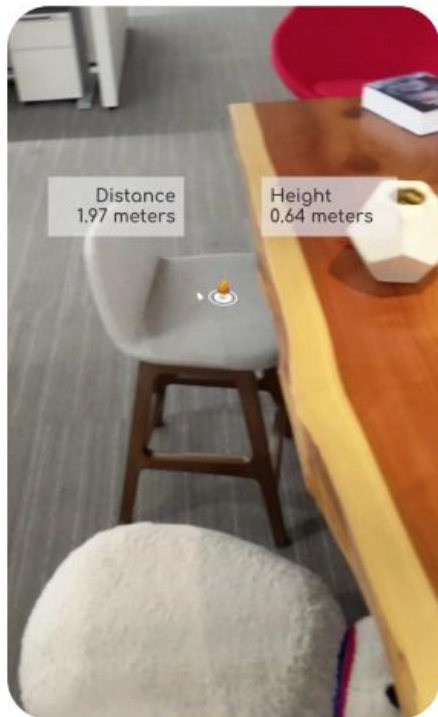
Occlusion-based rendering



Fog

Experiments

DepthLab minimum viable application



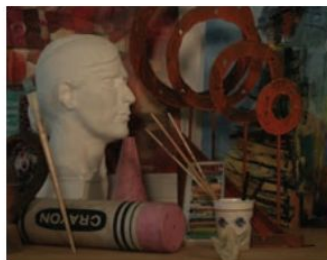
Experiments

General Profiling of MVP


Procedure	Timings (ms)
DepthLab's overall processing and rendering in Unity	8.32
DepthLab's data structure update and GPU uploading	1.63
Point Depth: normal estimation algorithm	< 0.01
Surface Depth: depth mesh update algorithm	2.41
Per-pixel Depth: visualization with single texture fetch	0.32

Experiments


Relighting



input color



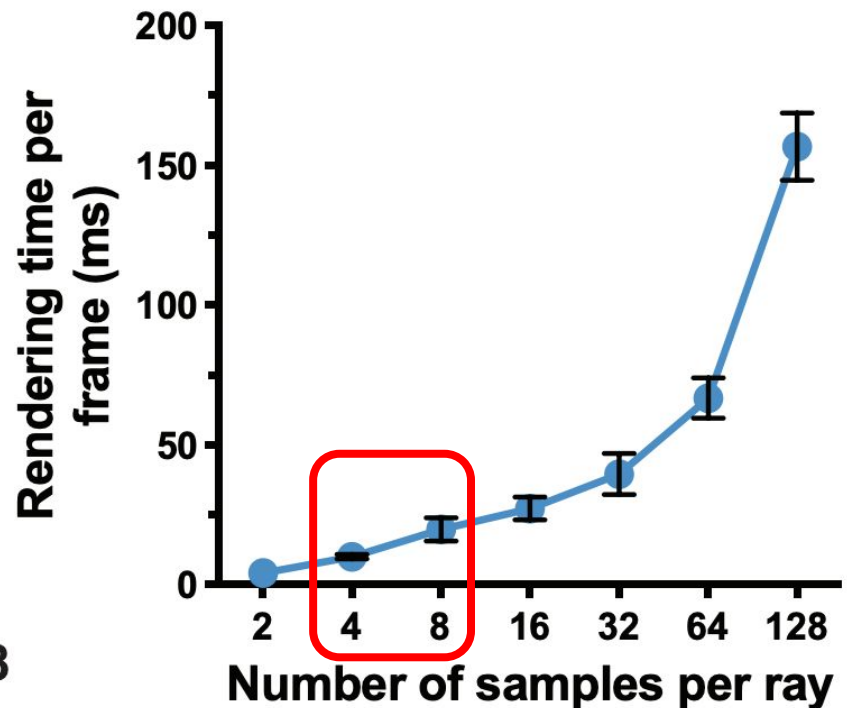
output with #samples=8



input depth

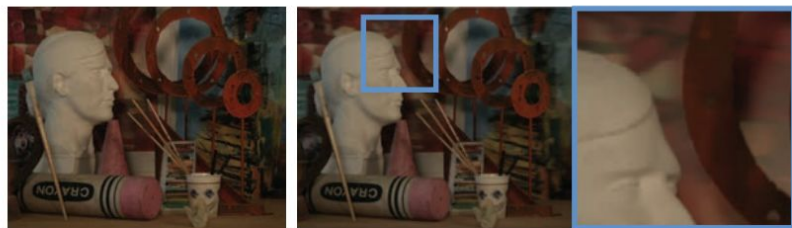


output with #samples=128




Experiments

Aperture effects

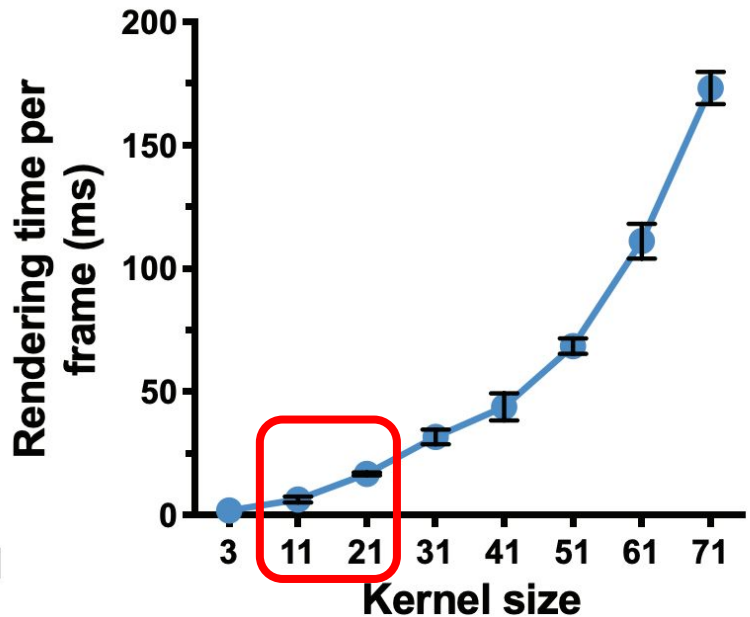


input color output with kernel size=21



input depth output with kernel size=71

(a) examples of aperture effects



(b) performance benchmark

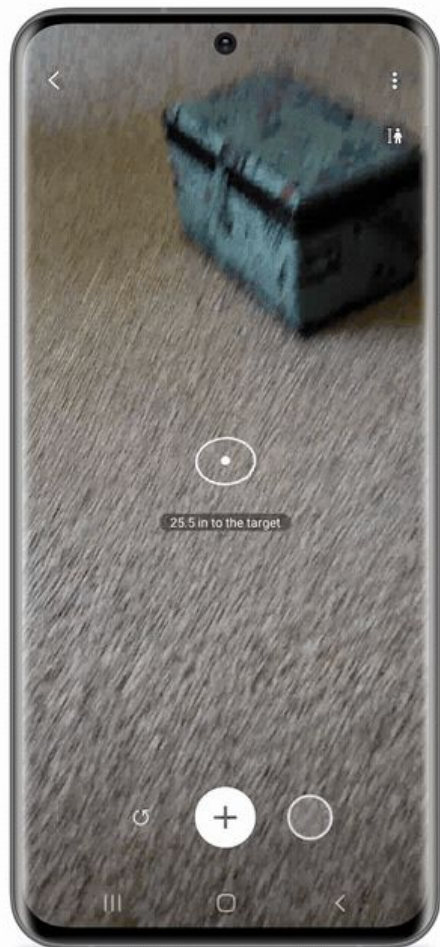
Discussion

Deployment with partners




Discussion

Deployment with partners



Discussion

Deployment with partners



Limitations

Design space of dynamic depth

Dynamic Depth? HoloDesk, HyperDepth, Digits, Holoportation for mobile AR?



Envision

Design space of dynamic
depth



GitHub

Please feel free to fork!



googleamples / arcore-depth-lab

Unwatch 28 Unstar 333 Fork 66

Code Issues 3 Pull requests Actions Projects Wiki Security Insights Settings

master 1 branch 0 tags

Go to file Add file Code

ruofeidu Updated README.md with latest UIST 2020 publication. c111eda on Jul 31 6 commits
Assets Added a demo scene of stereo photo mode. 3 months ago
ProjectSettings Added a demo scene of stereo photo mode. 3 months ago
CONTRIBUTING.md Initial commit. 3 months ago
LICENSE Initial commit. 3 months ago
README.md Updated README.md with latest UIST 2020 publication. 2 months ago

README.md

ARCore Depth Lab - Depth API Samples for Unity

Copyright 2020 Google LLC. All rights reserved.

Depth Lab is a set of ARCore Depth API samples that provides assets using depth for advanced geometry-aware features in AR interaction and rendering. Some of these features have been used in this [Depth API overview video](#).

ARCore Depth API is enabled on a subset of ARCore-certified Android devices. iOS devices (iPhone, iPad) are not supported. Find the list of devices with Depth API support (marked with **Supports Depth API**) here: <https://developers.google.com/ar/discover/supported-devices>. See the [ARCore developer documentation](#) for more information.

Download the pre-built ARCore Depth Lab app on [Google Play Store](#) today.



Sample features

The sample scenes demonstrate three different ways to access depth:

1. **Localized depth:** Sample single depth values at certain texture coordinates (CPU).
 - Character locomotion on uneven terrain
 - Collision checking for AR object placement
 - Laser beam reflections
 - Oriented 3D reticles

About

ARCore Depth Lab is a set of Depth API samples that provides assets using depth for advanced geometry-aware features in AR interaction and rendering. (UIST 2020)

arcore arcore-unity depth mobile ar interaction

Readme

View license

Releases

No releases published
[Create a new release](#)

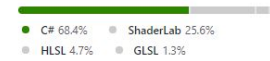
Packages

No packages published
[Publish your first package](#)

Contributors 2

- kidavid David Kim
- ruofeidu Ruofei Du

Languages



Play Store

Try it yourself!



ARCore Depth Lab

Google Samples Tools


★★★★★ 40 

 Everyone

 You don't have any devices.

Installed





DepthLab: Real-time 3D Interaction with Depth Maps for Mobile Augmented Reality

Ruofei Du, Eric Turner, Maksym Dzitsiuk, Luca Prasso, Ivo Duarte,
Jason Dourgarian, Joao Afonso, Jose Pascoal, Josh Gladstone, Nuno Cruces,
Shahram Izadi, Adarsh Kowdle, Konstantine Tsotsos, David Kim

Google | ACM UIST 2020

Thank you!

DepthLab | UIST 2020



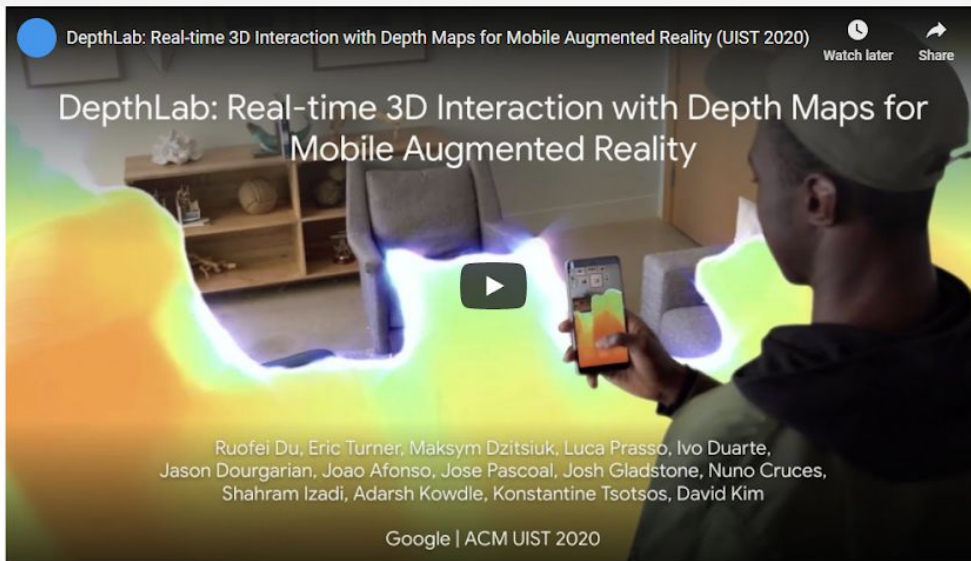
DEPTHLAB: REAL-TIME 3D INTERACTION WITH DEPTH MAPS FOR MOBILE AUGMENTED REALITY

ACM UIST 2020

[Download PDF \(6 MB\)](#) or [Low-Res PDF \(4 MB\)](#)

Ruofei Du, Eric Turner, Maksym Dzitsiuk, Luca Prasso, Ivo Duarte,
[Jason Dourgarian](#), Joao Afonso, Jose Pascoal, Josh Gladstone, Nuno Cruces,
Shahram Izadi, Adarsh Kowdle, Konstantine Tsotsos, David Kim

Google LLC



Demo

DepthLab | UIST 2020



DEPTHLAB: REAL-TIME 3D INTERACTION WITH DEPTH MAPS FOR MOBILE AUGMENTED REALITY

ACM UIST 2020

[Download PDF \(6 MB\)](#) or [Low-Res PDF \(4 MB\)](#)

Ruofei Du, Eric Turner, Maksym Dzitsiuk, Luca Prasso, Ivo Duarte,
[Jason Dourgarian](#), Joao Afonso, Jose Pascoal, Josh Gladstone, Nuno Cruces,
Shahram Izadi, Adarsh Kowdle, Konstantine Tsotsos, David Kim

Google LLC



Project Geollery.com: Reconstructing a Live Mirrored World With Geotagged Social Media



Ruofei Du[†], David Li[†], and Amitabh Varshney

{ruofei, dli7319, varshney}@umiacs.umd.edu | www.Geollery.com | Web3D 2019, Los Angeles, USA



UNIVERSITY OF
MARYLAND

UMIACS

THE AUGMENTARIUM
VIRTUAL AND AUGMENTED REALITY LAB
AT THE UNIVERSITY OF MARYLAND



COMPUTER SCIENCE
UNIVERSITY OF MARYLAND, COLLEGE PARK



coarse detail




fine detail



building polygons



360° images

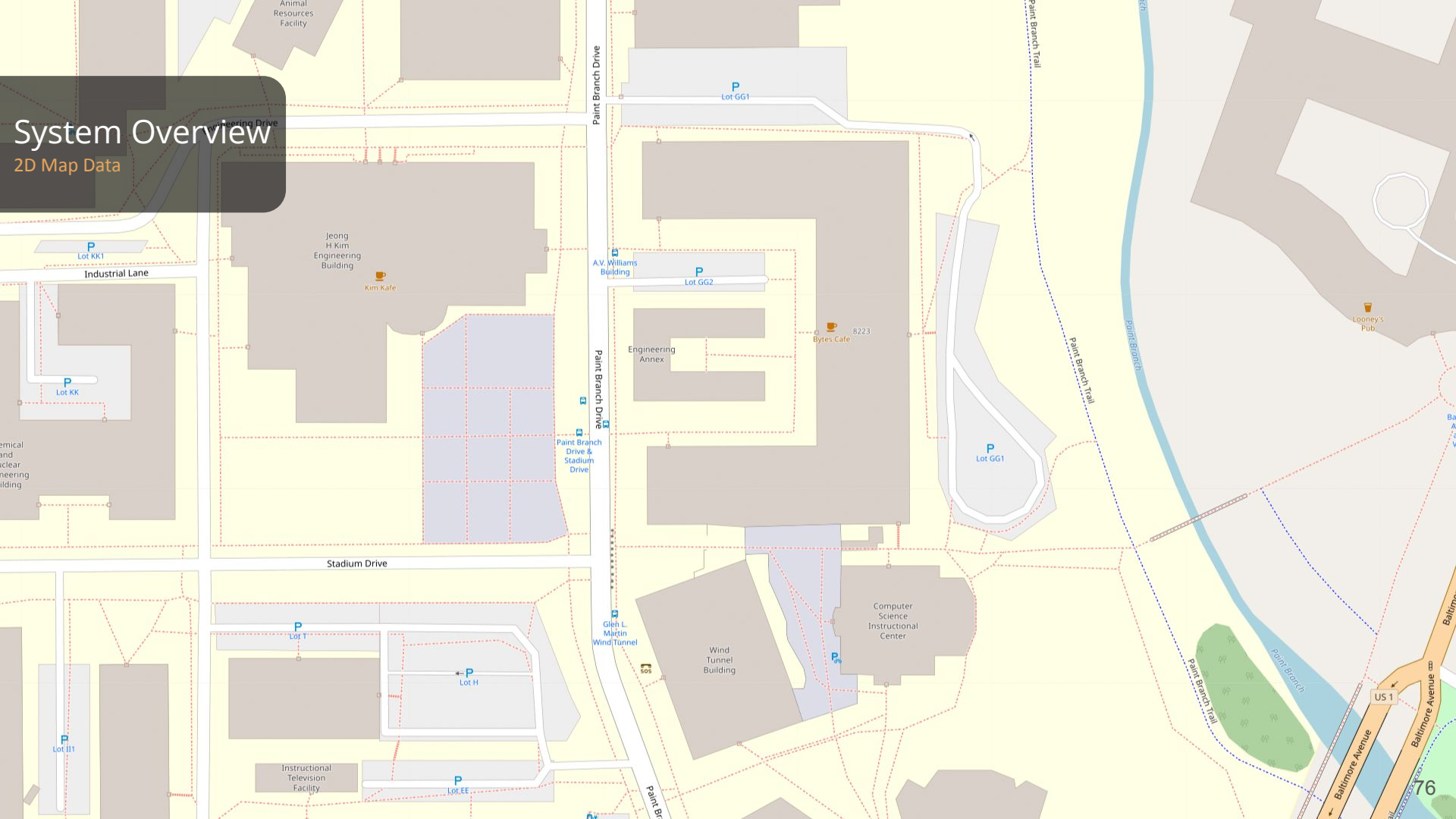


depth maps




System Overview

2D Map Data



System Overview

2D Map Data



System Overview

+Avatar +Trees +Clouds



System Overview

+Avatar +Trees +Clouds +Night



System Overview

Street View Panoramas



System Overview

Street View Panoramas

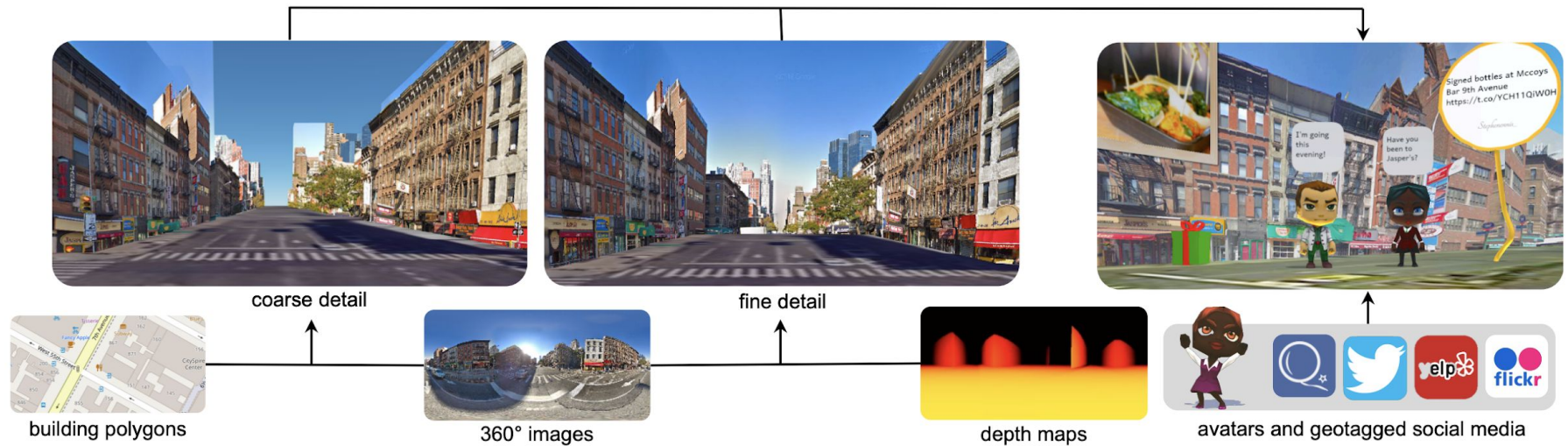
System Overview

Street View Panoramas



System Overview

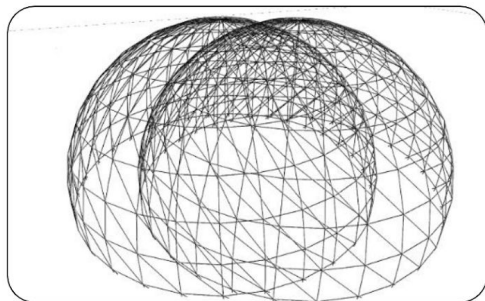
Geollery Workflow



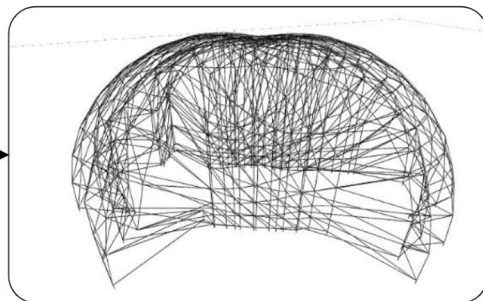
All data we used is publicly and widely available on the Internet.

Rendering Pipeline

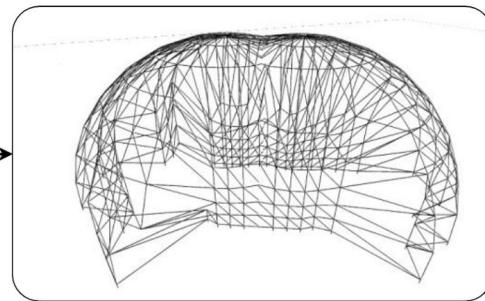
Close-view Rendering




(a) initial spherical geometries




(b) depth correction



(c) intersection removal



(d) texturing individual geometry



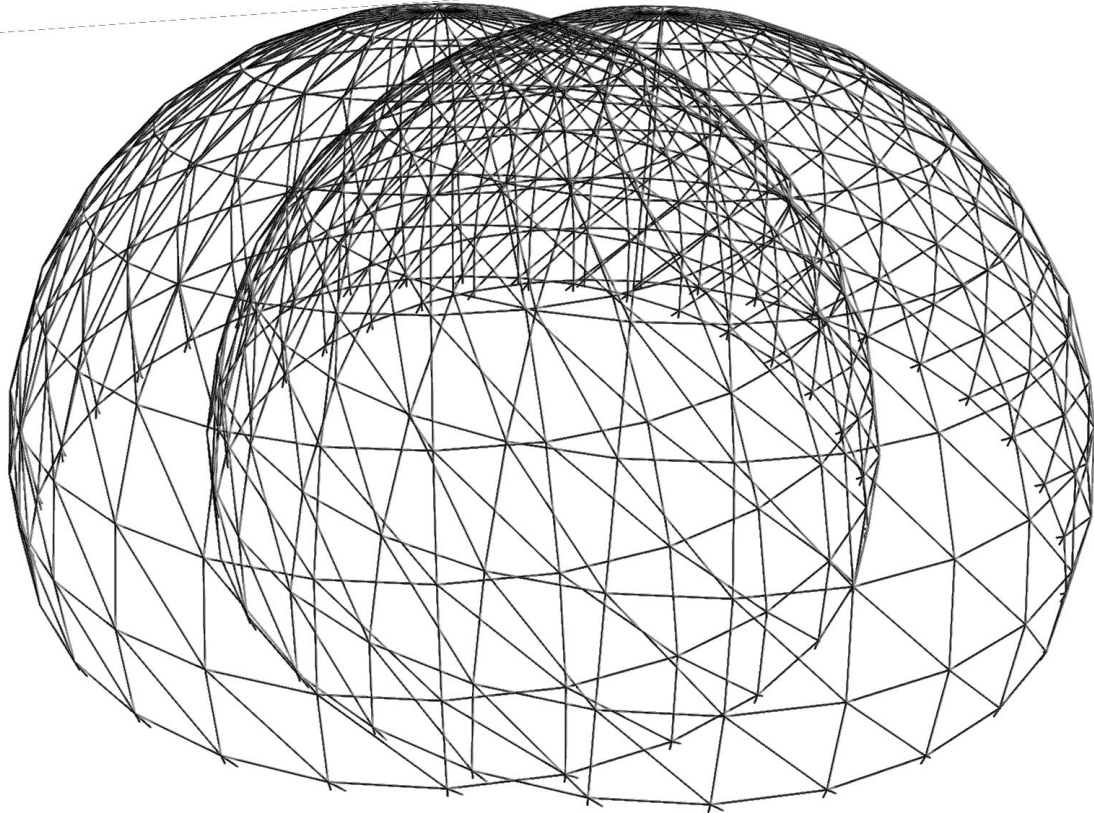
(e) texturing with alpha blending



(f) rendering results in fine detail

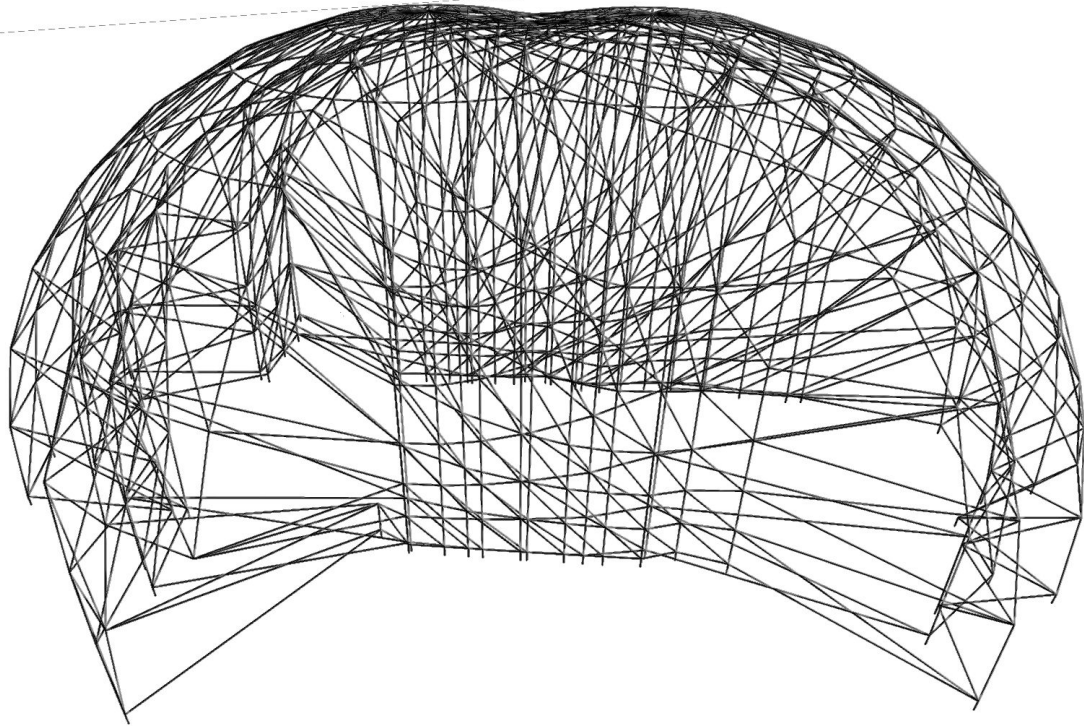
Rendering Pipeline

Initial spherical geometries



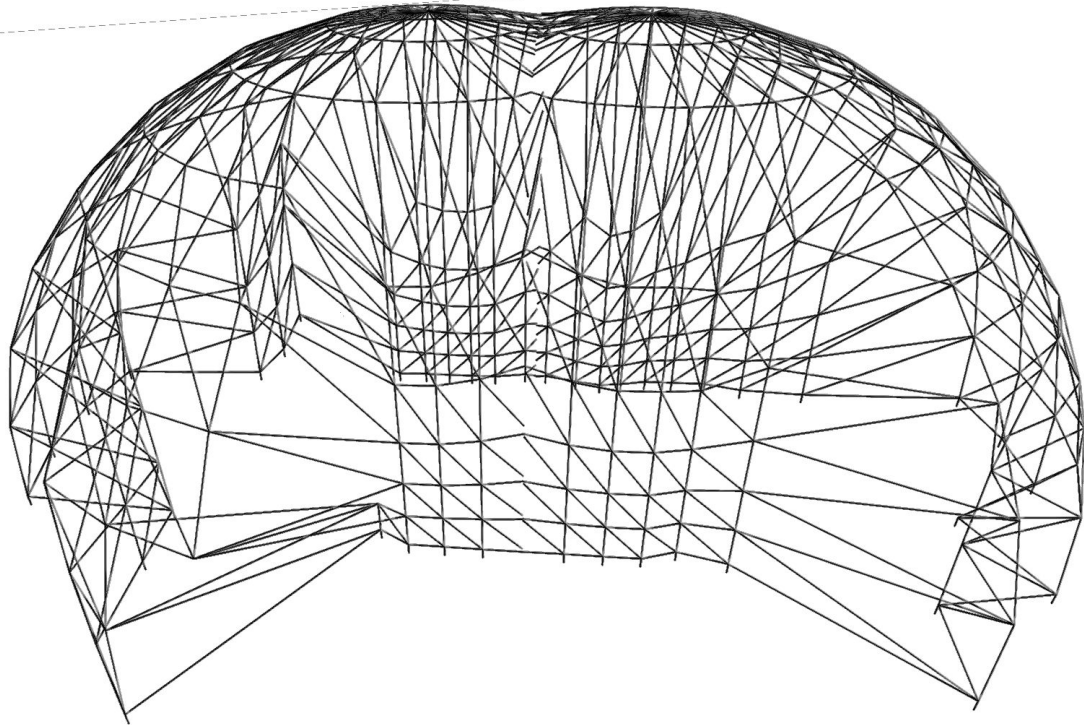
Rendering Pipeline

Depth correction




Rendering Pipeline

Intersection removal




Rendering Pipeline

Texturing individual geometry




Rendering Pipeline

Texturing with alpha blending




Rendering Pipeline

Rendering result in the fine detail



Rendering Pipeline

Rendering result in the fine detail



Rendering Pipeline

Rendering result in the fine detail



Rendering Pipeline

Experimental Features



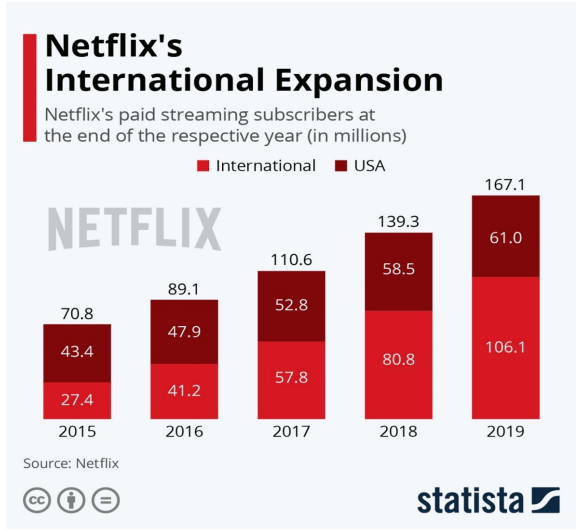
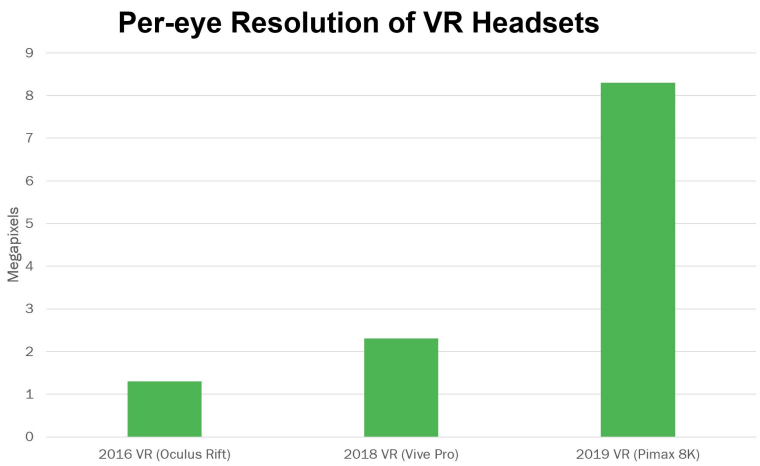
A Log-Rectilinear Transformation for Foveated 360-Degree Video Streaming

David Li, Ruofei Du, Adharsh Babu, Camelia Brumar, and Amitabh Varshney
IEEE Transactions on Visualization and Computer Graphics (TVCG), 2021.

Introduction

VR headset & video streaming

- 360 Cameras and VR headsets are increasing in resolution.
- Video streaming is quickly increasing in popularity.



Introduction

VR + eye tracking

- Commercial VR headsets are getting eye-tracking capabilities.



HTC Vive Eye



Varjo VR-3




Fove

Introduction

360 videos

- 360 cameras capture the scene in every direction with a full 360 degree spherical field of regard.
- These videos are typically stored in the equirectangular projection parameterized by spherical coordinates (θ, φ) .



Scene



Captured 360 Video

Introduction

360 videos

- When viewed in a VR headset, 360° videos cover the entire field-of-view for more immersive experiences.
- However, transmitting the full field-of-regard either has worse perceived quality or requires far more bandwidth than for conventional videos.

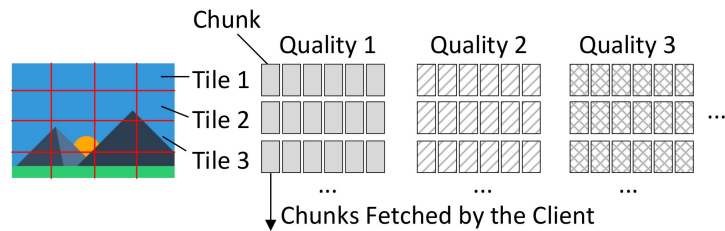



Captured 360 Video



Projection to Field of View

- Existing work in 360° streaming focuses on viewport dependent streaming by using tiling to transmit only visible regions based on the user's head rotation.

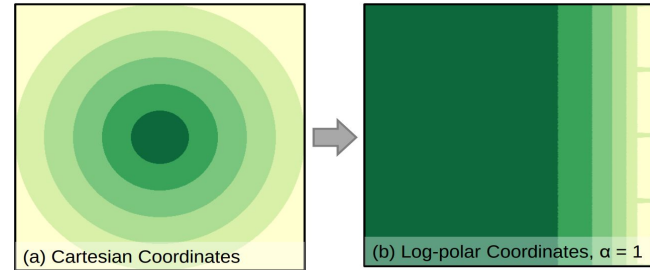


Tiling Illustration
Image from (Liu et al. with Prof. Bo, 2017)

Introduction

Foveated rendering

- Foveated rendering renders the fovea region of the viewport at a high-resolution and the peripheral region at a lower resolution.
- Kernel Foveated Rendering (Meng *et al.*, PACMCGIT 2018) uses a log-polar transformation to render foveated images in real-time.





Log-polar Transformation,
Image from (Meng *et al.*, 2018)

Introduction

Log-Polar Foveated Streaming

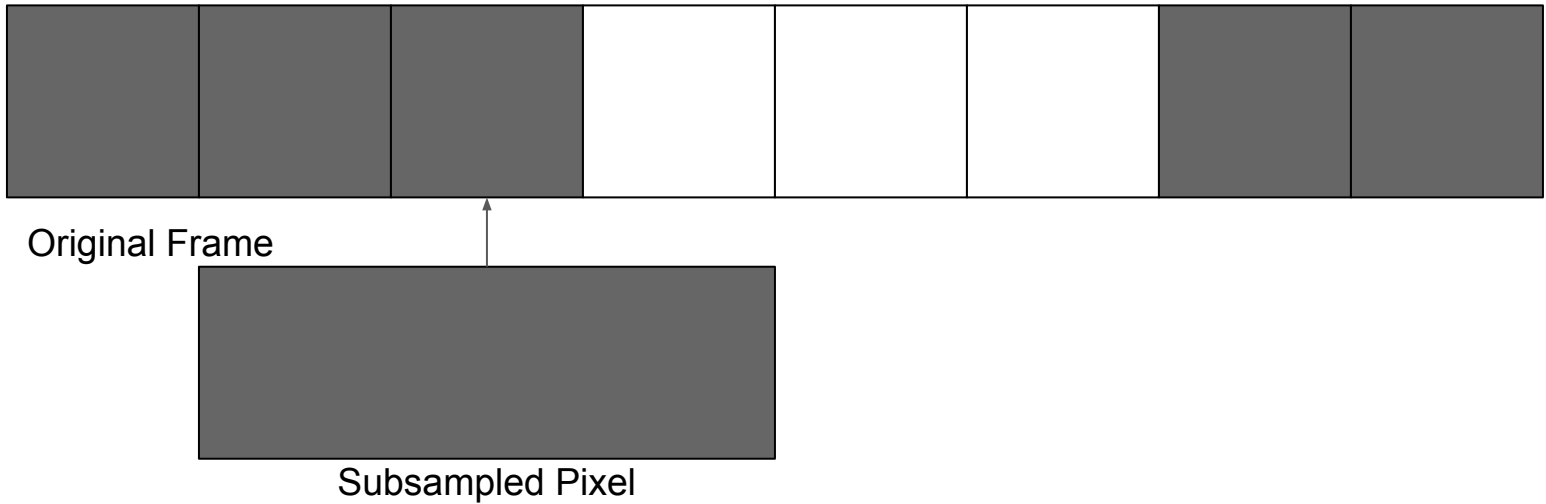
- Applying log-polar subsampling to videos results in flickering and aliasing artifacts in the foveated video.



- Can foveation techniques from rendering be used to optimize 360 video streaming?
- How can we reduce foveation artifacts by leveraging the full original video frame?

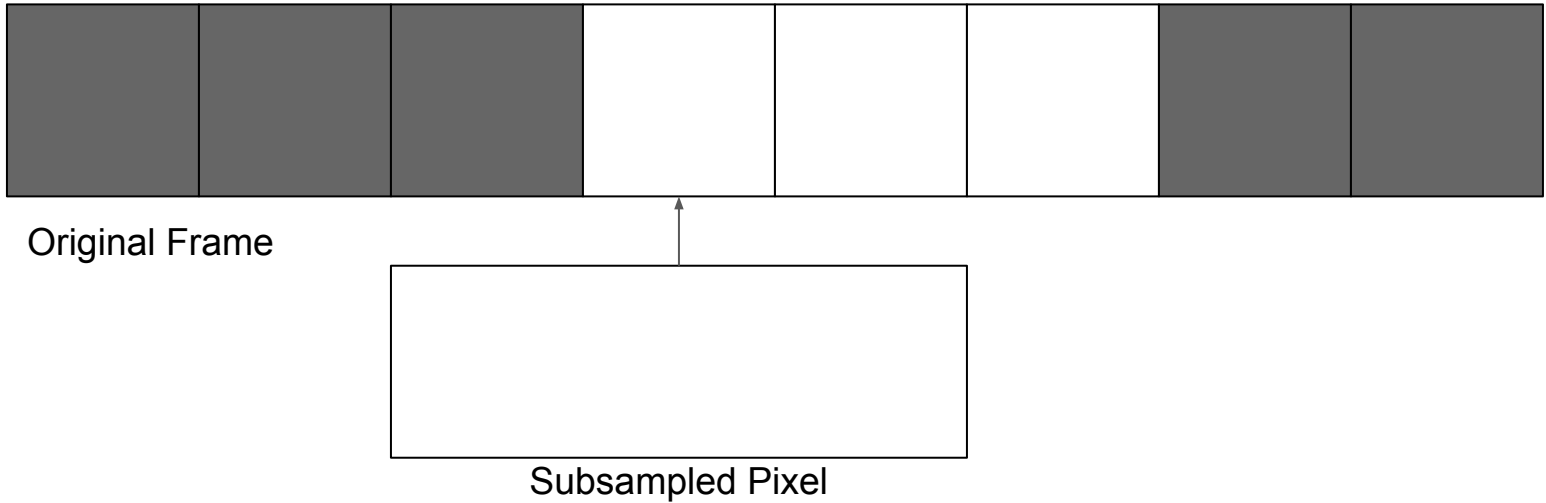
Log-Polar Foveated Streaming

- Artifacts are caused by subsampling of the original video frame.



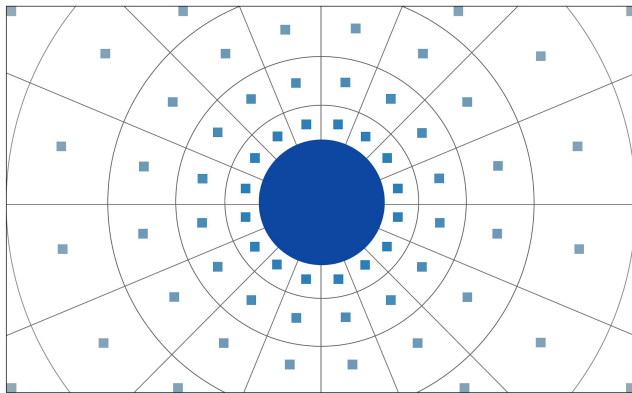
Log-Polar Foveated Streaming

- Artifacts are caused by subsampling of the original video frame.



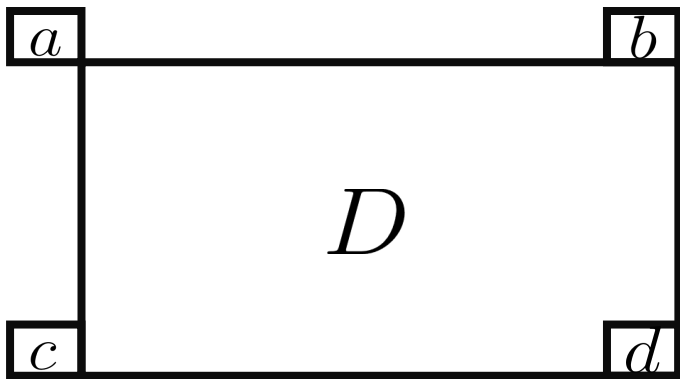
Log-Polar Foveated Streaming

- Subsampled pixels should represent an average over an entire region of the original video frame.
- Computationally, this would take $O(\text{region size})$ time to compute for each sample.



Summed-Area a Tables

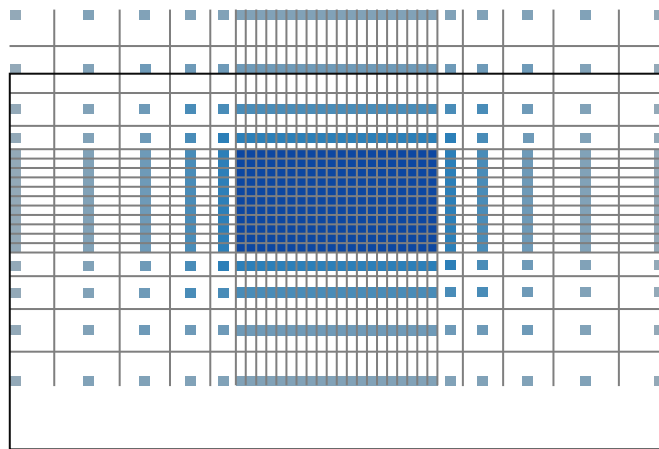
- One way to compute averages quickly is using summed-area tables, also known as integral images.
- Sampling a summed area table only takes $O(1)$ time.



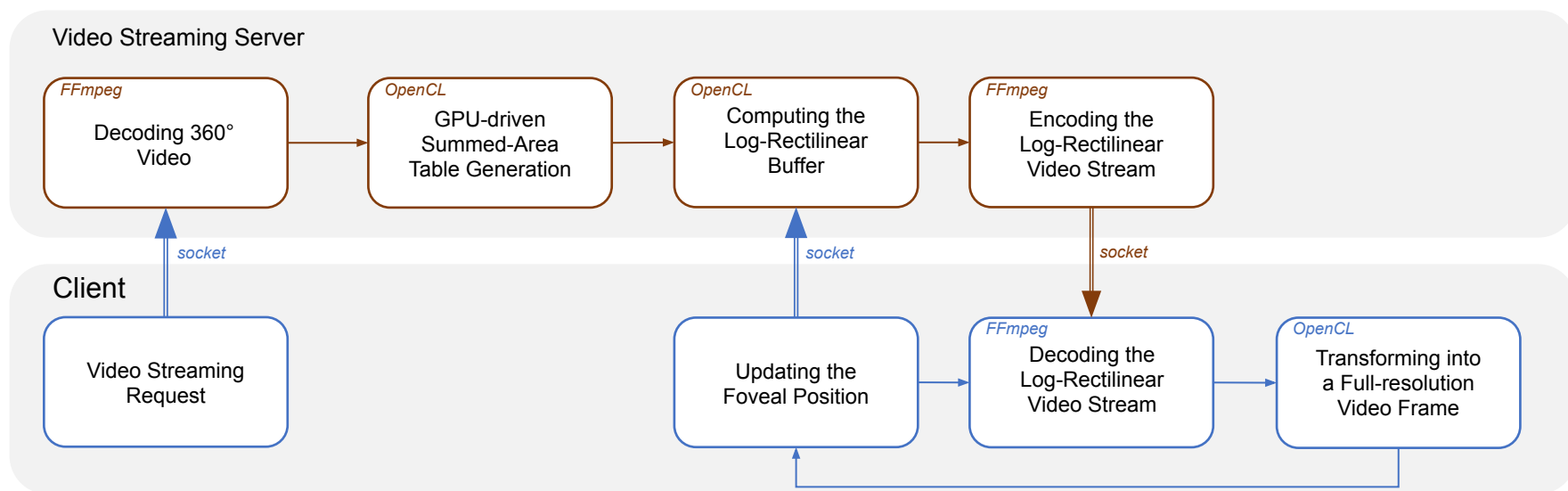
$$\text{Sum}(D) = a - b - c + d$$

Log-Rectilinear Transformation

- Apply exponential drop off along x-axis and y-axis independently.
- Rectangular regions allow the use of summed area tables for subsampling.
- A one-to-one mapping near the focus region preserves the resolution of the original frame.




Foveated Streaming



Qualitative Results

- Shown with gaze at the center of the viewport



Quantitative Results

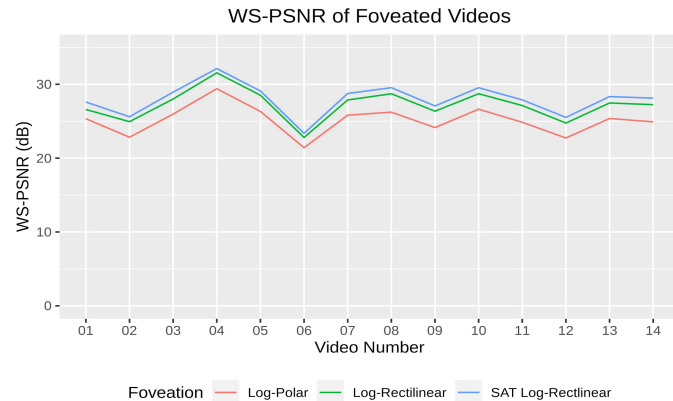
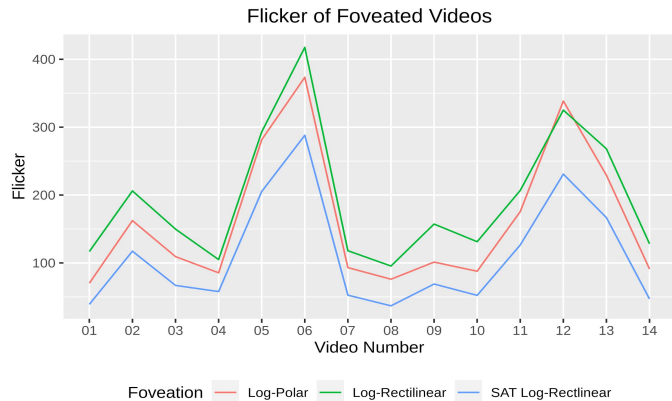
We perform quantitative evaluations comparing the log-rectilinear transformation and the log-polar transformation in 360° video streaming.

- Performance overhead of summed-area tables.
- Full-frame quality.
- Bandwidth usage.

Sampling Method	Decoding (ms)	Processing (ms)	Sampling (ms)	Encoding (ms)	Total (ms)
Log-Polar	6.14	1.91	0.55	2.86	11.46
Log-Rectilinear	6.13	1.91	0.53	2.85	11.43
SAT Log-Rectilinear	6.14	3.00	0.46	2.84	12.44

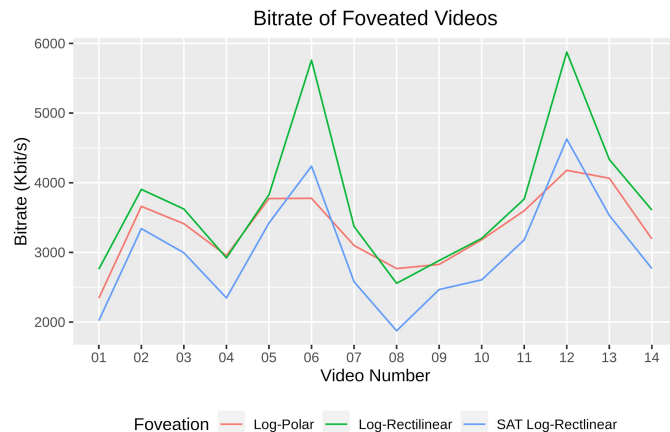
Quantitative Results

- Pairing the log-rectilinear transformation with summed area table filtering yields lower flickering while also reducing bandwidth usage and returning high weighted-to-spherical signal to noise ratio (WS-PSNR) results.



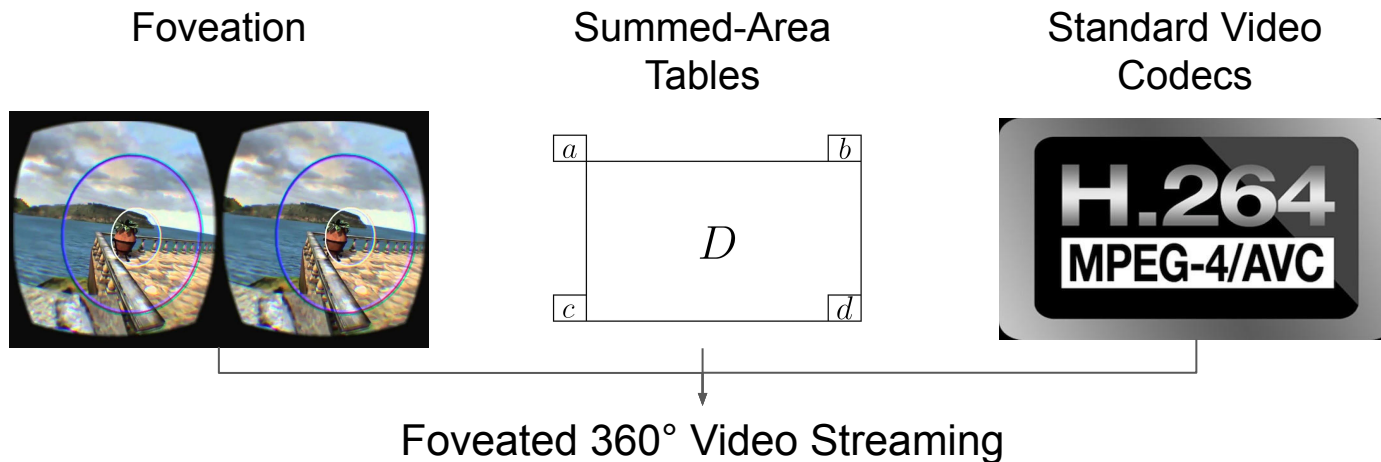
Quantitative Results

- Pairing the log-rectilinear transformation with summed area table filtering yields lower flickering while also reducing bandwidth usage and returning high weighted-to-spherical signal to noise ratio (WS-PSNR) results.



Conclusion

- We present a log-rectilinear transformation which utilizes foveation, summed-area tables, and standard video codecs for foveated 360° video streaming.



CollaboVR: A Reconfigurable Framework for Creative Collaboration in Virtual Reality



Zhenyi He*



Ruofei Du†



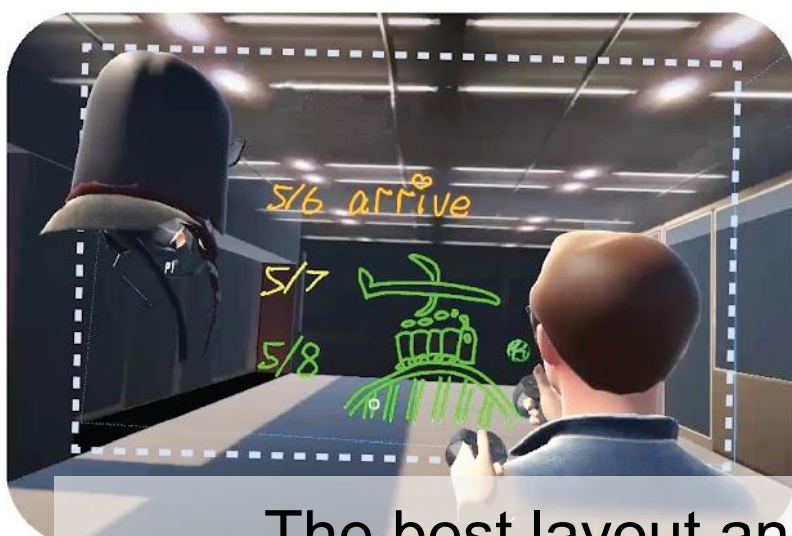
Ken Perlin*

*Future Reality Lab, New York University †Google LLC




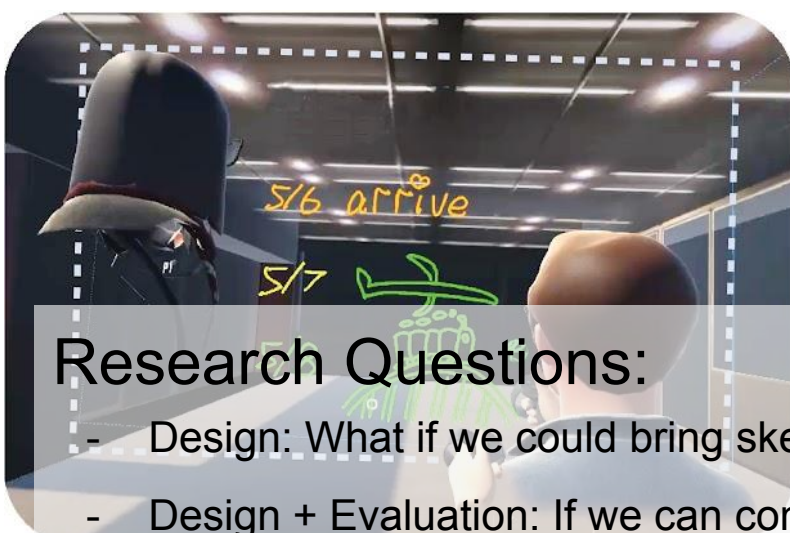






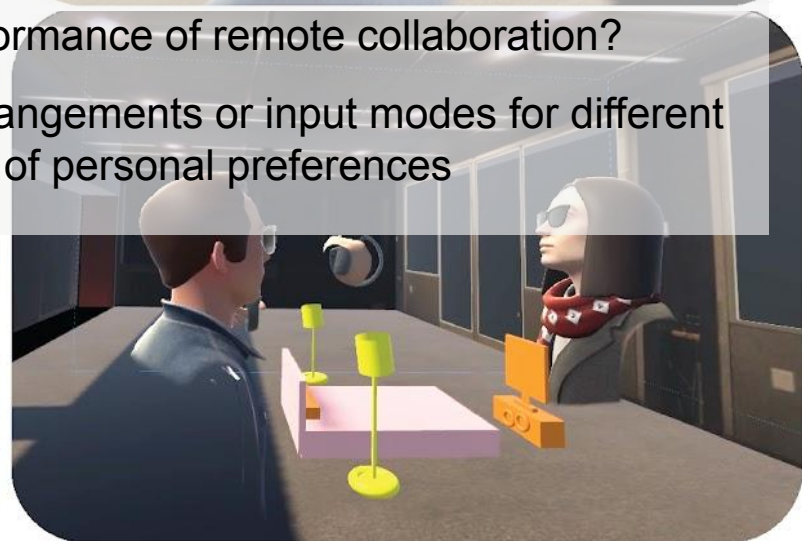
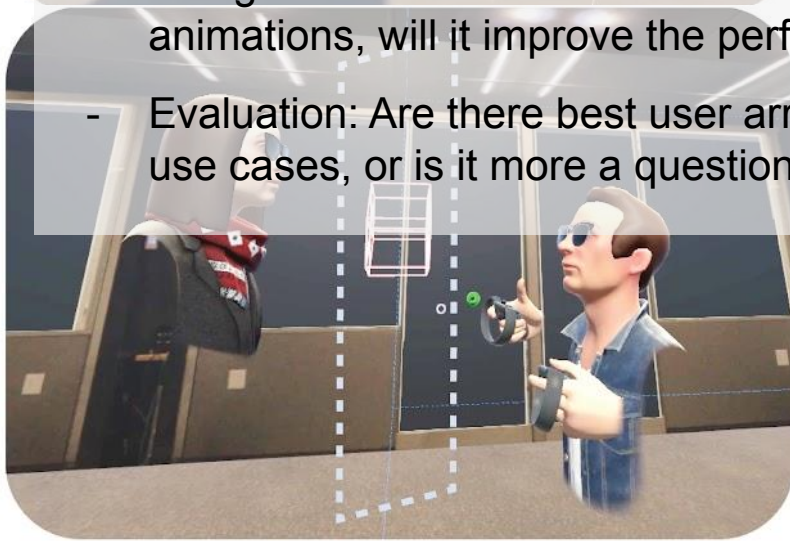
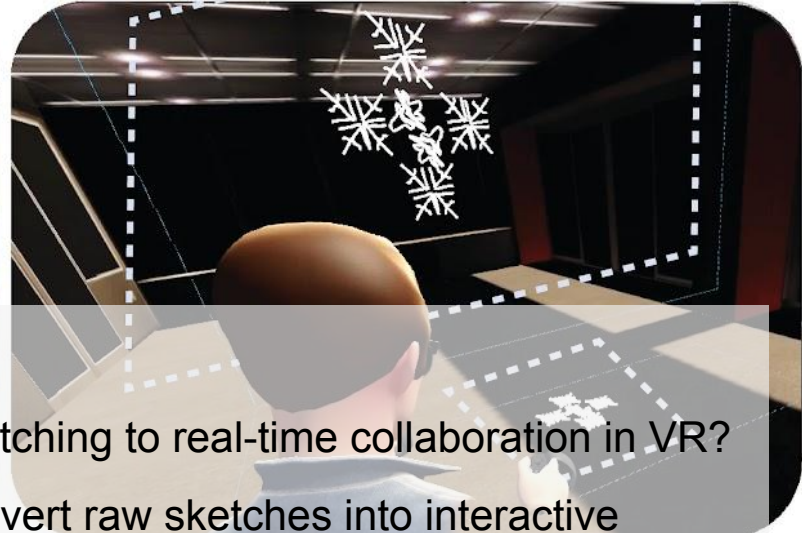
The best layout and interaction mode?





Research Questions:


- Design: What if we could bring sketching to real-time collaboration in VR?
- Design + Evaluation: If we can convert raw sketches into interactive animations, will it improve the performance of remote collaboration?
- Evaluation: Are there best user arrangements or input modes for different use cases, or is it more a question of personal preferences



CollaboVR: A Reconfigurable Framework for Creative Collaboration in Virtual Reality



(a) Discussing travel schedules in *integrated layout* with remote participants.



(b) Presenting the topic of four dimensional shapes in *mirrored layout*.



(c) Sketching a baroque pattern in *projective layout* to remote users.



(d) Collaborative design session of furniture and apartment arrangements.




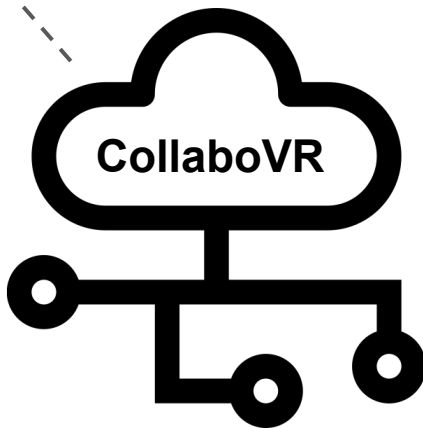


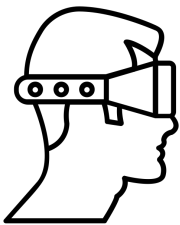
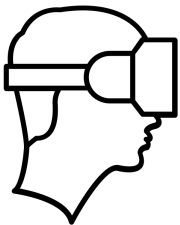
ISMAR2020

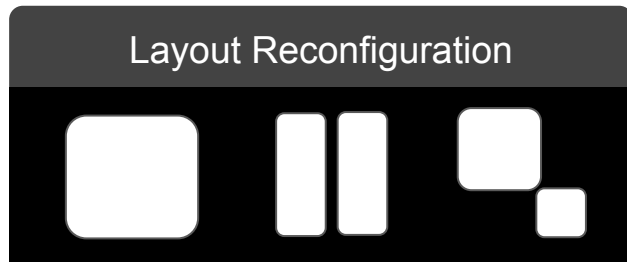
IEEE International Symposium on
Mixed and Augmented Reality



FUTURE
REALITY
LAB





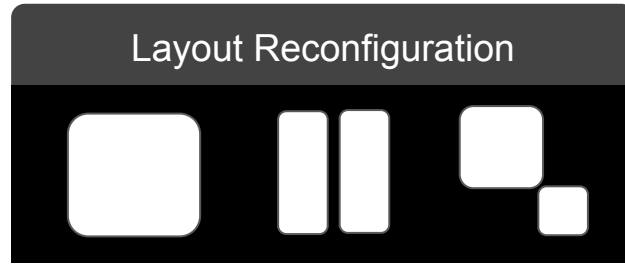


User Arrangements

- (1) side-by-side
- (2) face-to-face
- (3) hybrid

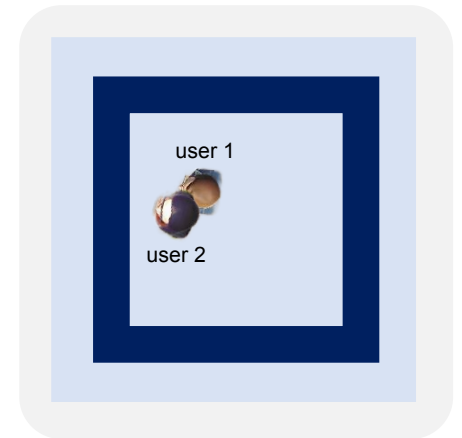
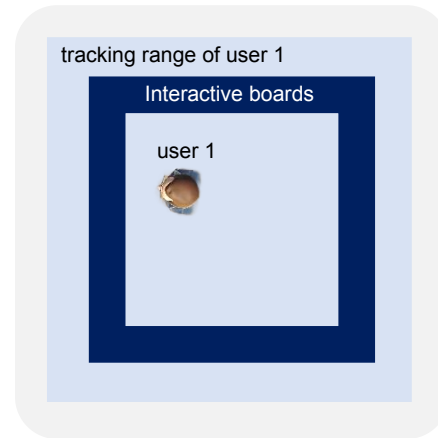
Input Modes

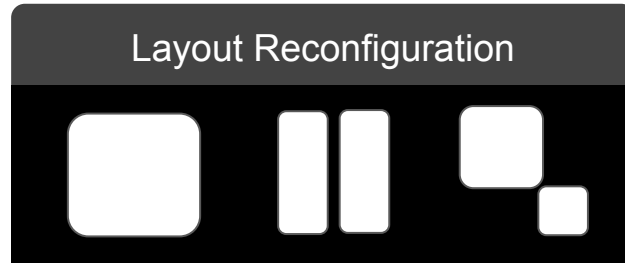
- (1) direct
- (2) projection



User Arrangements

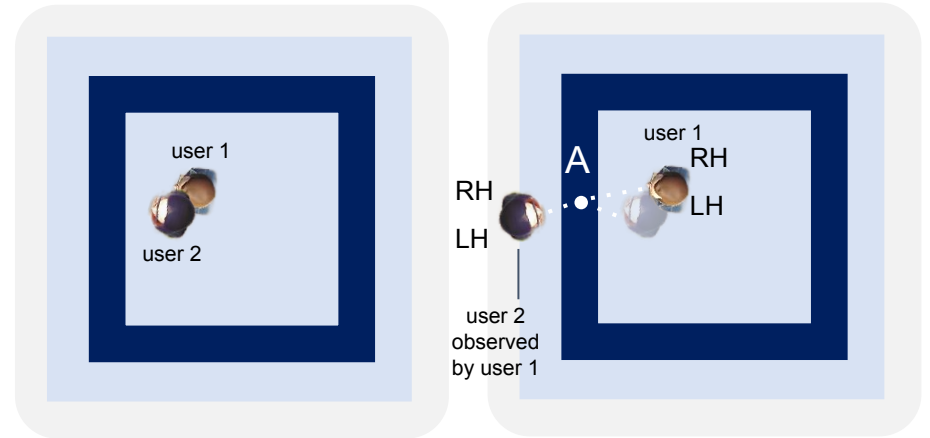
(1) side-by-side

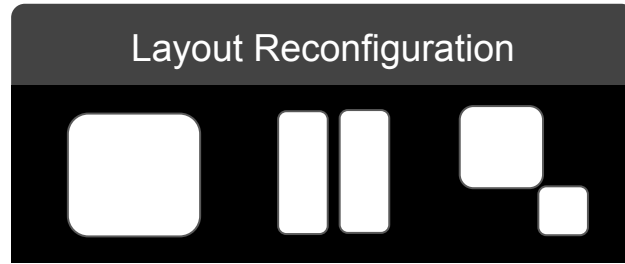




User Arrangements

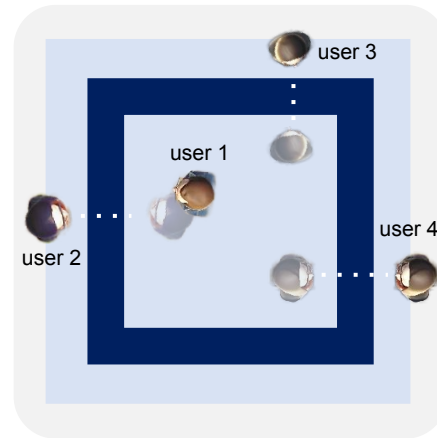
- (1) side-by-side
- (2) face-to-face

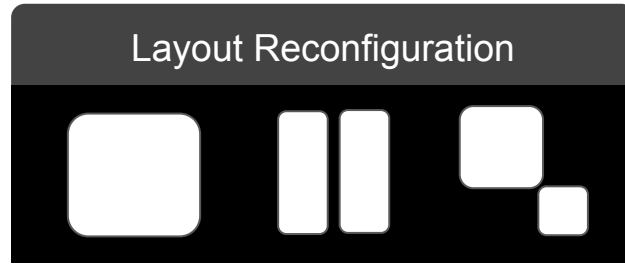




User Arrangements

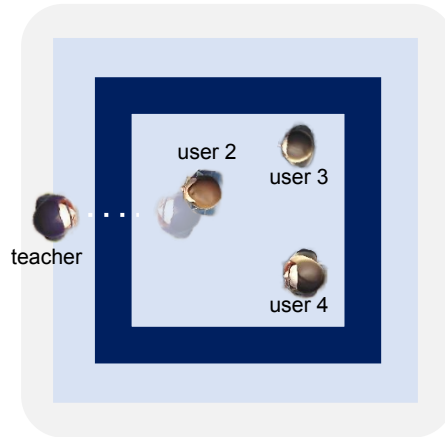
- (1) side-by-side
- (2) face-to-face





User Arrangements

- (1) side-by-side
- (2) face-to-face
- (3) hybrid




Layout Reconfiguration



Input Modes

- (1) direct
- (2) projection

Layout Reconfiguration




Input Modes

(1) direct

(2) projection

Layout Reconfiguration

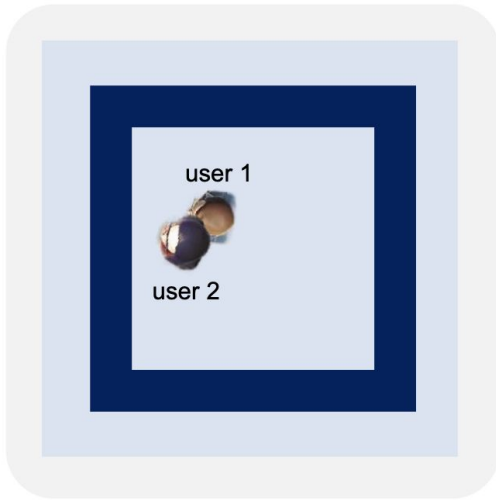


Input Modes

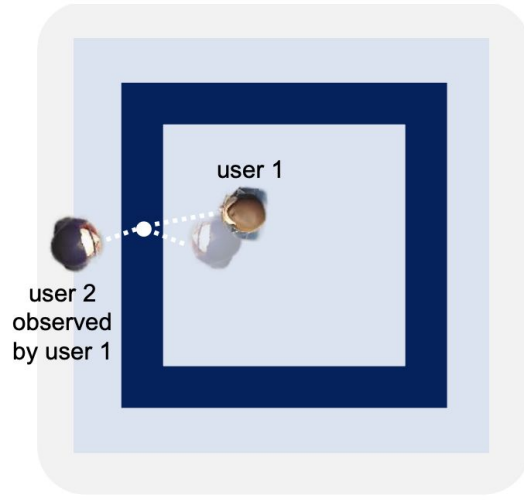
(1) direct

(2) projection

C1: Integrated Layout



C2: Mirrored Layout



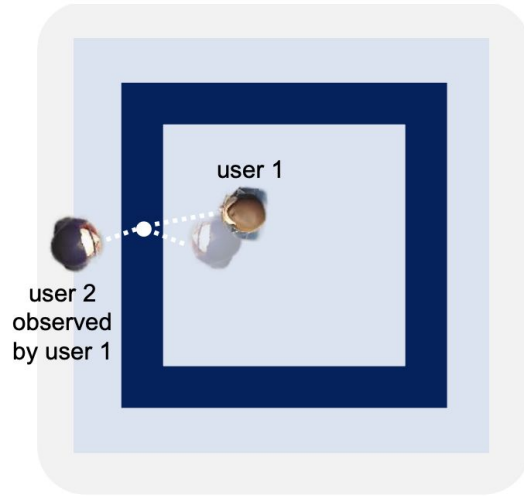
C3: Projective Layout



C1: Integrated Layout



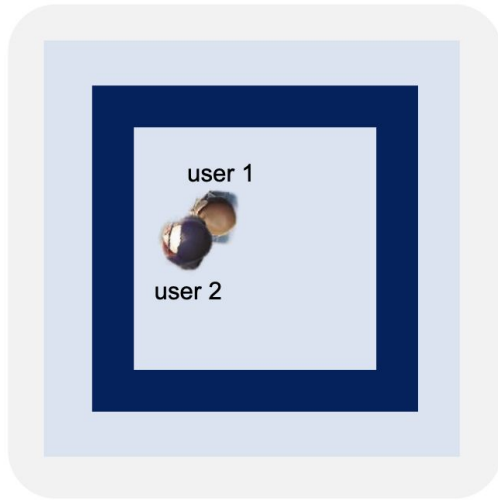
C2: Mirrored Layout



C3: Projective Layout



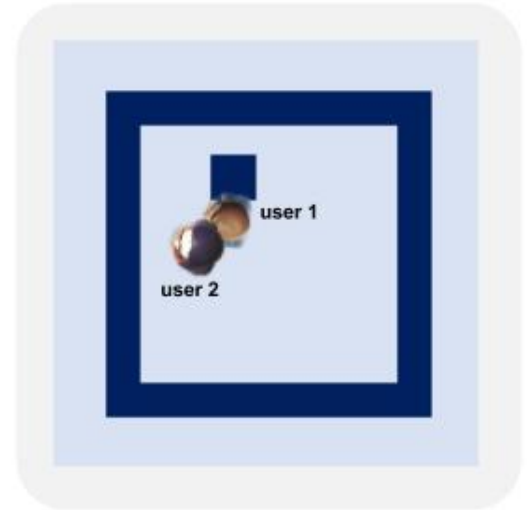
C1: Integrated Layout



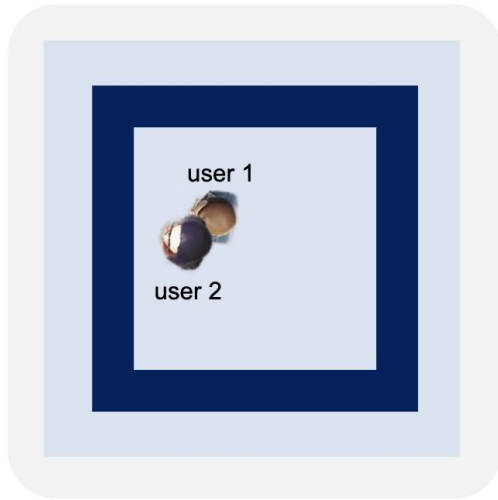
C2: Mirrored Layout



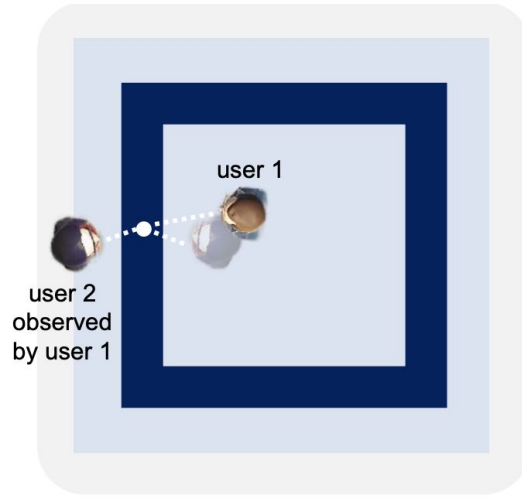
C3: Projective Layout



C1: Integrated Layout



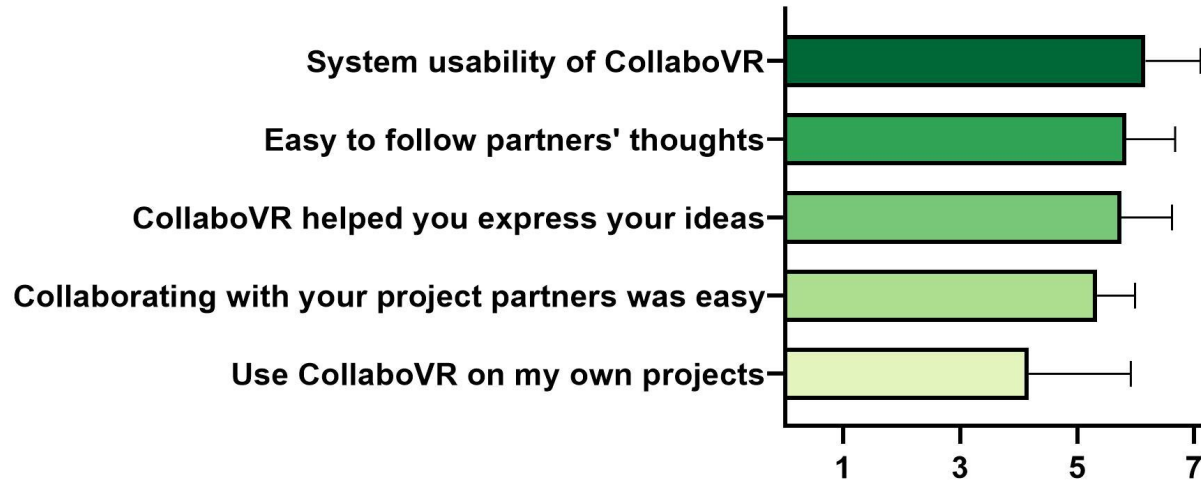
C2: Mirrored Layout



C3: Projective Layout

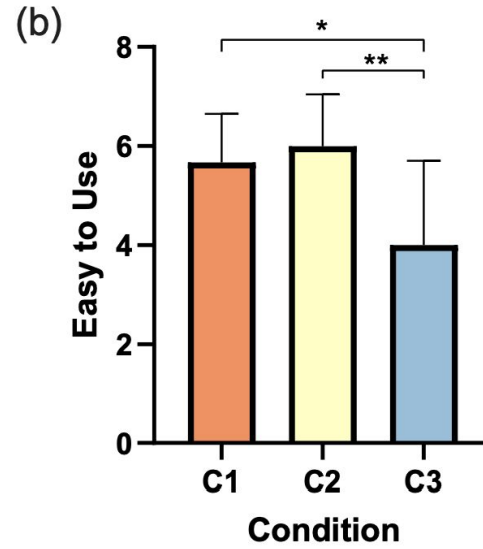
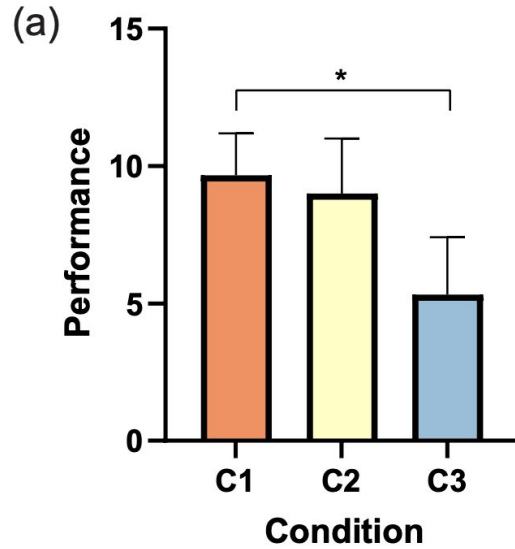


Evaluation

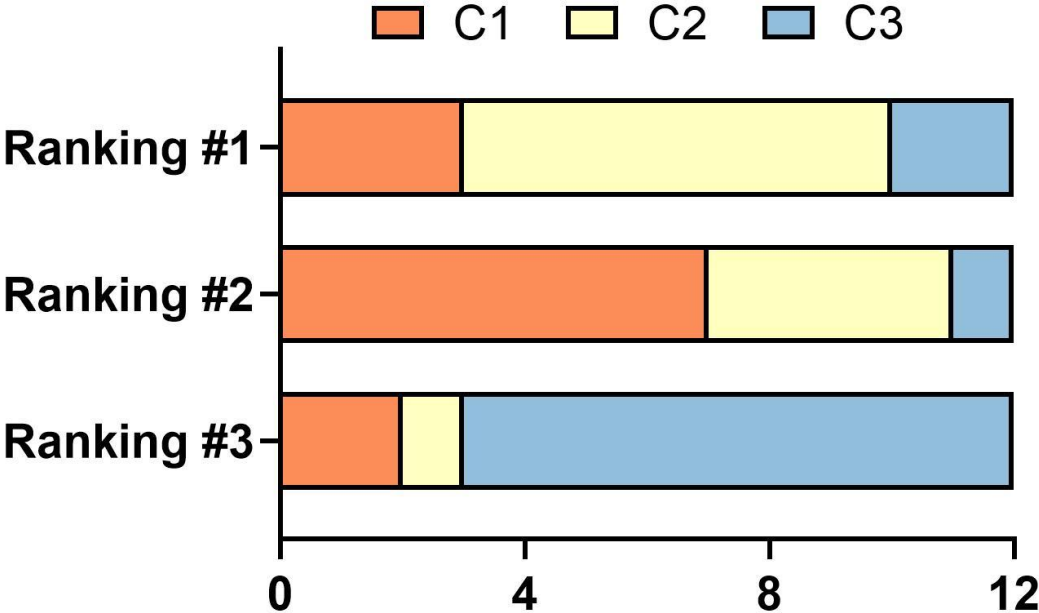


Overview of subjective feedback on CollaboVR

Evaluation



Evaluation



Takeaways

1. Developing CollaboVR, a reconfigurable end-to-end collaboration system.
2. Designing custom configurations for real-time user arrangements and input modes.
3. Quantitative and qualitative evaluation of CollaboVR.
4. Open-sourcing our software at <https://github.com/snowymo/CollaboVR>.

more live demos...



Create Board



Draw

Manipulate Sketch

Color Palette

DrawToggle

CollaboVR: A Reconfigurable Framework for Creative Collaboration in Virtual Reality



Zhenyi He*



Ruofei Du†




Ken Perlin*

*Future Reality Lab, New York University †Google LLC



Future Directions

The Ultimate XR Platform



Future Directions

Fuses Past Events



An aerial night photograph of a city street intersection. The scene is dominated by several multi-story buildings. The central building is a modern, rectangular structure with a flat roof and a grid of windows, many of which are illuminated from within. To its right, another building features a prominent blue neon light strip along its facade. The streets are busy with traffic, including cars and a bus, their headlights and taillights creating streaks of light. In the lower-left and lower-right corners, there are circular architectural features, possibly skylights or courtyards, with intricate designs. The overall atmosphere is one of a vibrant, modern urban environment at night.

Future Directions
With the present

Future Directions

And look into the future



Future Directions

Change the way we
communicate in 3D and
consume the information



Future Directions

Consume the information
throughout the world



Fusing Physical and Virtual Worlds into Interactive Mixed Reality

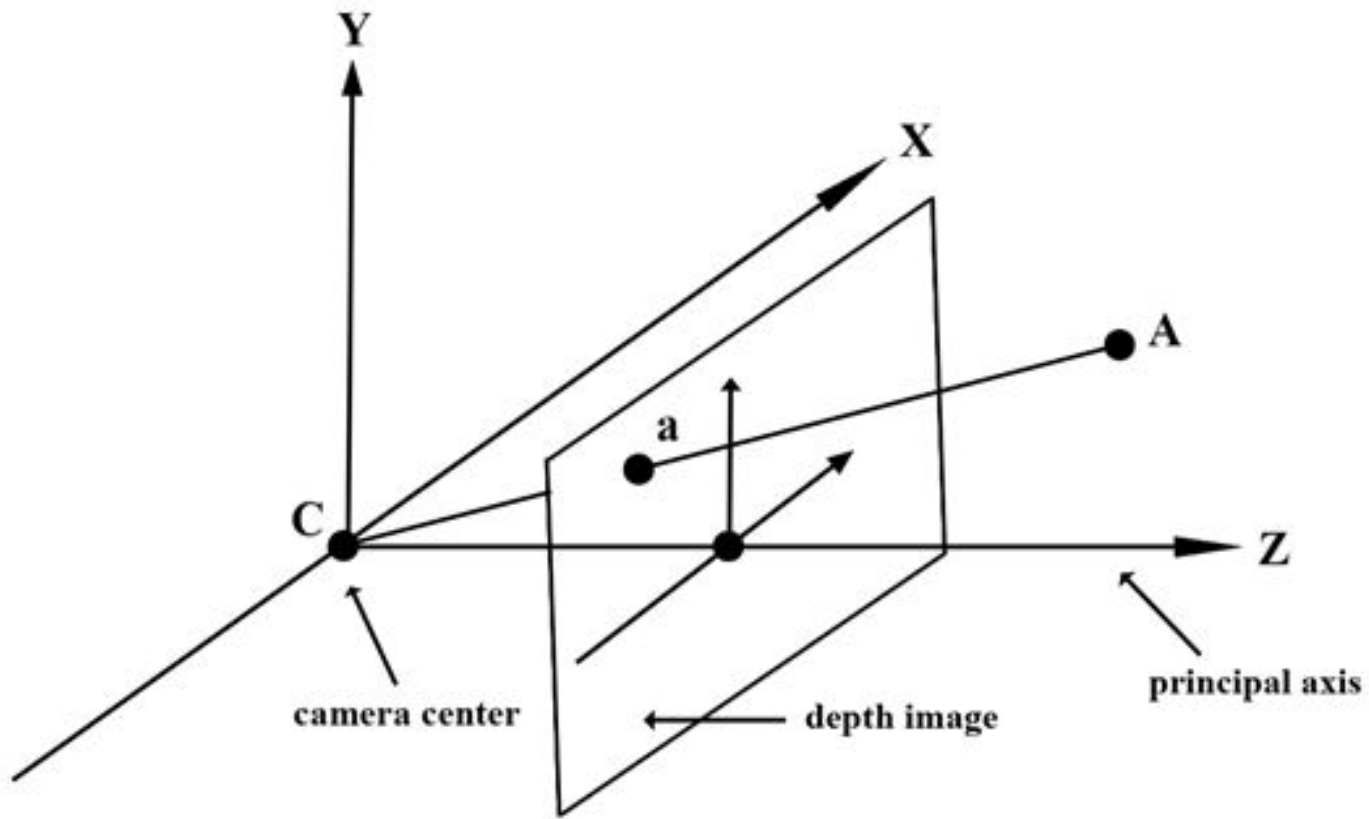


Ruofei Du | Google, San Francisco | me@duruofei.com

Virtual | Mobile Immersive Computing by Prof. Bo Han | March 19, 2021

Introduction

Depth Map




Introduction

Depth Lab




(a) oriented reticles and splats



(b) ray-marching-based scene relighting




(c) depth visualization and particles



(d) geometry-aware collisions



(e) 3D-anchored focus and aperture effect



(f) occlusion and path planning

Thank you!

www.duruofei.com



DepthLab: Real-Time 3D Interaction With Depth Maps for Mobile Augmented Reality

Ruofei Du, Eric Turner, Maksym Dzitsiuk, Luca Prasso, Ivo Duarte, Jason Dourgarian, Joao Afonso, Jose Pascoal, Josh Gladstone, Nuno Cruces, Shahram Izadi, Adarsh Kowdle, Konstantine Tsotsos, and David Kim

Proceedings of the 33rd Annual ACM Symposium on User Interface Software and Technology (UIST), 2020.


[pdf](#), [lowres](#) | [website](#), [code](#), [demo](#), [supp](#) | [cite](#)

Occlusion is a critical component for AR realism!

Correct occlusion helps ground content in reality, and makes virtual objects feel as if they are actually in your space.

Introduction

Motivation



Depth Mesh

Generation

Algorithm 2: Real-time Depth Mesh Generation.

Input : Depth map \mathbf{D} , its dimension $w \times h$, and depth discontinuity threshold $\Delta d_{\max} = 0.5$.

Output : Lists of mesh vertices \mathbb{V} and indices \mathbb{I} .

In the initialization stage on the CPU:



```
1 for  $x \in [0, w - 1]$  do
2   for  $y \in [0, h - 1]$  do
3     Set the pivot index:  $I_0 \leftarrow y \cdot w + x$ .
4     Set the neighboring indices:
5        $I_1 \leftarrow I_0 + 1, I_2 \leftarrow I_0 + w, I_3 \leftarrow I_2 + 1$ .
6     Add the vertex  $(x/w, y/h, 0)$  to  $\mathbb{V}$ .
7   end
8 end
```

In the rendering stage on the CPU or GPU:

```
8 for each vertex  $v \in \mathbb{V}$  do
9   Look up  $v$ 's corresponding screen point  $\mathbf{p}$ .
10  Fetch  $v$ 's depth value  $d_0 \leftarrow \mathbf{D}(\mathbf{p})$ .
11  Fetch  $v$ 's neighborhoods' depth values:
12     $d_1 \leftarrow \mathbf{D}(\mathbf{p} + (1, 0)), d_2 \leftarrow \mathbf{D}(\mathbf{p} + (0, 1)),$ 
13     $d_3 \leftarrow \mathbf{D}(\mathbf{p} + (1, 1))$ .
14  Compute average depth  $\bar{d} \leftarrow \frac{d_0 + d_1 + d_2 + d_3}{4}$ .
15  Let  $\mathbf{d} \leftarrow [d_0, d_1, d_2, d_3]$ .
16  if any ( $\text{step}(\Delta d_{\max}, |\mathbf{d} - \bar{d}|)$ ) = 1 then
17    | Discard  $v$  due to large depth discontinuity.
18  end
19 end
```

Localized Depth

Avatar Path Planning



Dense Depth

Depth Texture



(a) relighting effect




(b) aperture effect




(c) fog effect

Introduction


Depth Map



(a) input depth map
(bilinearly filtered)



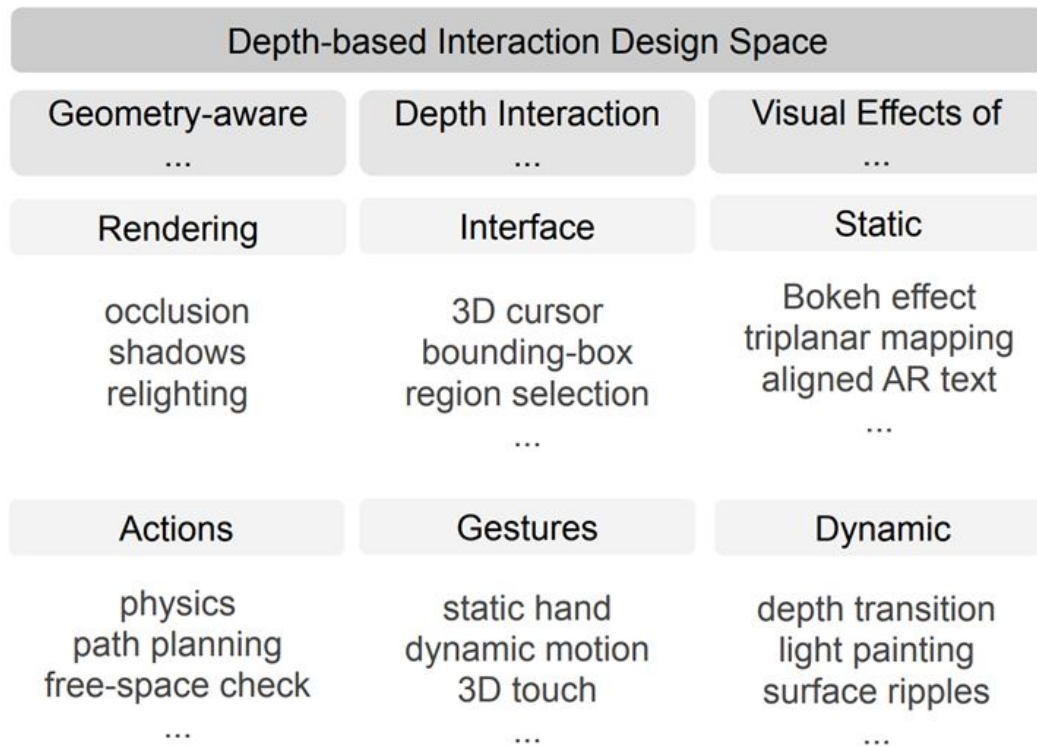
(b) result depth map
with FXAA



(c) result with
depth-guided FXAA

Taxonomy

Depth Usage



Introduction

Depth Map




Figure 12. Given a dense depth texture, a camera image, and virtual light sources, we altered the lighting of the physical environment by tracing occlusions along the light rays in real time.

Introduction

Depth Map



Figure 13. Wide-aperture effect focused on a world-anchored point on a flower from different perspectives. Unlike traditional photography software, which only anchors the focal plane to a screen point, DepthLab allows users to anchor the focal point to a physical object and keep the object in focus from even when the viewpoint changes. Please zoom in to compare the focus and out-of-focus regions.