

UC Irvine

UC Irvine Previously Published Works

Title

Sparse Representations for Object- and Ego-Motion Estimations in Dynamic Scenes

Permalink

<https://escholarship.org/uc/item/7p53p8zv>

Journal

IEEE Transactions on Neural Networks and Learning Systems, 32(6)

ISSN

2162-237X

Authors

Kashyap, HIRAK J
Fowlkes, CHARLESS C
Krichmar, JEFFREY L

Publication Date

2021-06-01

DOI

10.1109/tnnls.2020.3006467

Peer reviewed

Sparse Representations for Object- and Ego-Motion Estimations in Dynamic Scenes

Hirak J. Kashyap^{1b}, *Member, IEEE*, Charless C. Fowlkes, *Member, IEEE*,
and Jeffrey L. Krichmar^{1b}, *Senior Member, IEEE*

Abstract—Disentangling the sources of visual motion in a dynamic scene during self-movement or ego motion is important for autonomous navigation and tracking. In the dynamic image segments of a video frame containing independently moving objects, optic flow relative to the next frame is the sum of the motion fields generated due to camera and object motion. The traditional ego-motion estimation methods assume the scene to be static, and the recent deep learning-based methods do not separate pixel velocities into object- and ego-motion components. We propose a learning-based approach to predict both ego-motion parameters and object-motion field (OMF) from image sequences using a convolutional autoencoder while being robust to variations due to the unconstrained scene depth. This is achieved by: 1) training with continuous ego-motion constraints that allow solving for ego-motion parameters independently of depth and 2) learning a sparsely activated overcomplete ego-motion field (EMF) basis set, which eliminates the irrelevant components in both static and dynamic segments for the task of ego-motion estimation. In order to learn the EMF basis set, we propose a new differentiable sparsity penalty function that approximates the number of nonzero activations in the bottleneck layer of the autoencoder and enforces sparsity more effectively than L1- and L2-norm-based penalties. Unlike the existing direct ego-motion estimation methods, the predicted global EMF can be used to extract OMF directly by comparing it against the optic flow. Compared with the state-of-the-art baselines, the proposed model performs favorably on pixelwise object- and ego-motion estimation tasks when evaluated on real and synthetic data sets of dynamic scenes.

Index Terms—Convolutional autoencoder, ego motion, object motion, overcomplete basis, sparse representation.

I. INTRODUCTION

OBJECT-MOTION and ego-motion estimation in videos of dynamic scenes are fundamental to autonomous navigation and tracking and have found considerable attention in the recent years due to the surge in technological developments for self-driving vehicles [1]–[9]. The task of 6DoF ego-motion

prediction is to estimate the six parameters that describe the 3-D translation and rotation of the camera between two successive frames. While object motion can be estimated either at instance level where each object is assumed rigid [10] or pixelwise without any rigidity assumption, that is, parts of objects can move differently [6], [11], pixelwise object-motion estimation is more useful since many objects in the real world, such as people, are not rigid [12].

In order to compute object velocity, the camera or observer's ego motion needs to be compensated [13]. Likewise, the presence of large moving objects can affect the perception of ego motion [14]. Both ego motion and object motion result in the movement of pixels between two successive frames, which is known as optic flow and encapsulates multiple sources of variation. Scene depth, ego motion, and velocity of independently moving objects determine pixel movements in videos. These motion sources of optic flow are ambiguous, particularly in the monocular case, and so the decomposition is not unique [4].

Several approaches for ego-motion estimation have been proposed. Feature-based methods compute ego motion based on motion of rigid background features between successive frames [15]–[20]. Another well-studied approach is to jointly estimate structure from motion (SfM) by minimizing warping error across the entire image [21]–[24]. While the traditional SfM methods are effective in many cases, they rely on accurate feature correspondences that are difficult to find in low texture regions, thin or complex structures, and occlusion regions. To overcome some of the issues with SfM approaches, Zhou *et al.* [2] proposed a deep learning-based SfM method using inverse warping loss, which was then further improved in [3], [5], and [25]. These deep learning methods rely on finding the rigid background segments for ego-motion estimation [2], [6], [26]. However, these methods do not separate pixel velocities into ego- and object-motion components. All these prior methods that solve for both object and ego motion use depth as additional input [11], [27], [28]. Joint estimation of object and ego motion from monocular RGB frames can be ambiguous [4]. However, the estimation of ego- and object-motion components from their composite optic flow could be improved by using the geometric constraints of the motion field to regularize a deep neural network-based predictor [19], [29].

We introduce a novel approach for predicting 6DoF ego motion and image velocity generated by moving objects in

Manuscript received October 15, 2019; revised April 2, 2020; accepted June 28, 2020. This work was supported in part by the NSF under Grant IIS-1813785, Grant CNS-1730158, and Grant IIS-1253538. (Corresponding author: Hirak J. Kashyap.)

Hirak J. Kashyap and Charless C. Fowlkes are with the Department of Computer Science, University of California at Irvine, Irvine, CA 92697 USA (e-mail: kashyaph@uci.edu).

Jeffrey L. Krichmar is with the Department of Cognitive Sciences, University of California at Irvine, Irvine, CA 92697 USA, and also with the Department of Computer Science, University of California at Irvine, Irvine, CA 92697 USA.

Color versions of one or more of the figures in this article are available online at <http://ieeexplore.ieee.org>.

Digital Object Identifier 10.1109/TNNLS.2020.3006467

2162-237X © 2020 IEEE. Personal use is permitted, but republication/redistribution requires IEEE permission.
See <https://www.ieee.org/publications/rights/index.html> for more information.

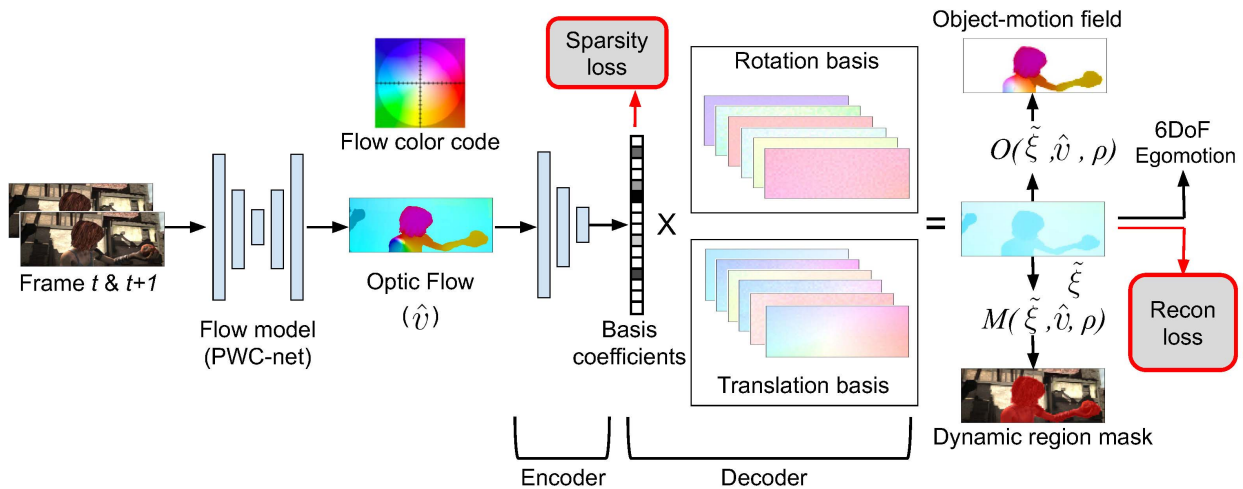


Fig. 1. Proposed sparse autoencoder framework for prediction of OMF and ego motion. Optic flow is obtained using PWC-net [30], which is used to predict unit depth EMF ($\tilde{\xi}$) and, subsequently, the 6DoF ego-motion parameters. The output of the encoder forms the basis coefficients, whereas the rotation and translation basis sets are learned during training. OMF and dynamic region masks are calculated using $\tilde{\xi}$, optic flow (\hat{v}), and inverse depth (ρ) through operations O and M , respectively. Red arrows denote loss calculation during training.

videos, considering motion-field decomposition in terms of ego- and object-motion sources in the dynamic image segments. Our approach first predicts the EMF covering both rigid background and dynamic segments, from which object-motion and 6DoF ego-motion parameters can be derived in closed form. Compared with the existing approaches, our method does not assume a static scene [15], [16], [31] and does not require dynamic segment mask [2], [6], [26] or depth [11], [27], [28] for ego-motion prediction from monocular RGB frames. This is achieved by using continuous ego-motion constraints to train a neural network-based predictor, which allows the network to remove variations due to depth and moving objects in the input frames [19], [29].

Fig. 1 shows the workflow of the proposed solution. To achieve robust EMF prediction in the presence of variations due to depth and moving objects, an overcomplete sparse basis set of rotational and translational ego motion is learned using a convolutional autoencoder with a nonzero basis activation penalty at the bottleneck layer. The proposed asymmetric autoencoder has a single-layer linear decoder that learns the translational and rotational ego-motion basis sets as connection weights, whereas a fully convolutional encoder provides the basis coefficients that are sparsely activated. In order to penalize the number of nonzero neuron activations at the bottleneck layer during training, we propose a continuous and differentiable sparsity penalty term that approximates L0-norm for rectified signals, such as ReLU activation output. Compared with the L1- and L2-norm penalties, the proposed sparsity penalty is advantageous since it penalizes similar to the uniform L0-norm operator and does not result in a large number of low magnitude activations.

We propose a new motion-field reconstruction loss comprising continuous ego-motion constraints for end-to-end training of the asymmetric convolutional autoencoder. Compared with the existing baseline methods [2]–[5], [11], [15], [17], [19], [27], [28], SparseMFE achieves state-of-the-art ego-motion and object-motion prediction performances on

standard benchmark KITTI and MPI Sintel data sets [1], [32]. Our proposed method for learning a sparse overcomplete basis set from the optic flow is effective, as evidenced by an ablation study of the bottleneck layer neurons, which shows that SparseMFE achieves state-of-the-art ego-motion performance on KITTI using only 3% basis coefficients.

In the remainder of this article, we describe the SparseMFE method in detail, compare our method with existing methods on benchmark data sets, and then discuss the advantages of our proposed method.

II. BACKGROUND

A. Related Work

1) *Ego-Motion Estimation*: Ego-motion algorithms are categorized as direct methods [21], [22] and feature-based methods [15], [17]–[20]. Direct methods minimize photometric image reconstruction error by estimating per pixel depth and camera motion; however, they are slow and need good initialization. On the other hand, feature-based methods use feature correspondences between two images to calculate camera motion. The feature-based methods can be divided into two subcategories: the first category of approaches uses a sparse discrete set of feature points and are called discrete approaches [15], [17], [20]. These methods are fast but are sensitive to independently moving objects. The second category uses optic flow induced by camera motion between the two frames to predict camera motion, also known as continuous approaches [19], [26], [33], [34]. This approach can take advantage of global flow pattern consistency to eliminate outliers although it requires correct scene structure estimate [35].

Deep neural networks have been used to formulate direct ego-motion estimation as a prediction problem to achieve state-of-the-art results. Zhou *et al.* [2] proposed deep neural networks that learned to predict depth and camera motion by training with a self-supervised inverse warping loss between

the source and the target frames. This self-supervised deep learning approach has since been adopted by other methods to further improve ego-motion prediction accuracy [3], [5], [25], [36]. Tung *et al.* [37] formulated the same problem in an adversarial framework where the generator synthesizes camera motion and scene structure that minimize the warping error to a target frame. These methods do not separate the pixel velocities in the dynamic segments into ego- and object-motion components.

2) *Object-Motion Estimation*: Compared with monocular ego-motion estimation, fewer methods have been proposed for object-motion estimation from monocular videos. The 3-D motion field or scene flow was first defined in [38] to describe the motion of moving objects in the scene. Many approaches use depth as additional input. Using RGBD input, scene flow was modeled as piecewise rigid flow superimposed with non-rigid residual from camera motion in [27]. In another RGBD method, dynamic region segmentation was used to solve static regions as visual odometry and the dynamic regions as moving rigid patches [28]. All of these methods assume rigidity prior and fail with increasingly nonrigid dynamic scenes. To mitigate this, 2-D scene flow or pixelwise object motion was estimated as nonrigid residual optic flow in the dynamic segments through supervised training of a deep neural network [11].

For RGB input, Vijayanarasimhan *et al.* [6] proposed neural networks to jointly optimize for depth, ego motion, and a fixed number of objects using inverse warping loss. Due to the inherent ambiguity in the mixture of motion sources in optic flow, an expectation–maximization framework was proposed to train deep neural networks to jointly optimize for depth, ego motion, and object motion [4]. These methods were only evaluated qualitatively on data sets with limited object movements.

3) *Sparse Autoencoder*: For high dimensional and noisy data, such as optic flow, a sparse overcomplete representation is an effective method for robust representation of underlying structures [39], [40]. It has been widely used in non-Gaussian noise removal applications from images [41], [42]. A similar representation was proposed to be used in the primary visual cortex in the brain to encode variations in natural scenes [43].

Multiple schemes of learning sparse representations have been proposed, such as sparse coding [44], sparse autoencoder [45], sparse winner-take-all circuits [46], and sparse RBMs [47]. Of these, autoencoders are of particular interest since they can be trained comparatively easily via either end-to-end error backpropagation or layerwise training in the case of stacked denoising autoencoders [48]. For both types of training, autoencoders learn separable information of the input in deep layers that are shown to be highly useful for downstream tasks, such as image classification [49], [50] and salient object detection [51].

To learn a representation of underlying motion sources in optic flow, an autoencoder with sparsity regularization is well suited due to its scalability to high-dimensional data and feature learning capabilities in the presence of noise [46], [52], [53]. In our method, we use a sparse autoencoder to represent

ego motion from noisy optic flow input by removing other components, such as depth and object motion.

Taken together, the existing monocular ego- and object-motion methods, except for [11], cannot estimate both 6DoF ego-motion and unconstrained pixelwise object motion in complex dynamic scenes. The method by Lv *et al.* [11] requires RGBD input for ego-motion prediction and dynamic segment labels for supervision. Therefore, in the following, we introduce our SparseMFE method that does not require the supervision of moving objects for training and estimates ego motion from RGB input in the presence of variations due to depth and independently moving objects.

B. Motion Field and Flow Parsing

Here, we analyze the geometry of instantaneous static scene motion under perspective projection. Although these equations were derived previously for ego motion [19], [26], [29], we illustrate their use in deriving a simplified expression of instantaneous velocities of independently moving objects.

Let us denote the instantaneous camera translation velocity as $t = (t_x, t_y, t_z)^T \in R^3$ and the instantaneous camera rotation velocity as $\omega = (\omega_x, \omega_y, \omega_z)^T \in R^3$. Given scene depth $Z(p_i)$ and its inverse $\rho(p_i) = (1/Z(p_i)) \in R$ at an image location $p_i = (x_i, y_i)^T \in R^2$ of a calibrated camera image, the image velocity $v(p_i) = (v_i, u_i)^T \in R^2$ due to camera motion is given by

$$v(p_i) = \rho(p_i)A(p_i)t + B(p_i)\omega \quad (1)$$

where

$$A(p_i) = \begin{bmatrix} f & 0 & -x_i \\ 0 & f & -y_i \end{bmatrix}$$

$$B(p_i) = \begin{bmatrix} -x_i y_i & f + x_i^2 & -y_i \\ -f - y_i^2 & x_i y_i & x_i \end{bmatrix}.$$

If p_i is normalized by the focal length f , then it is possible to replace f with 1 in the expressions for $A(p_i)$ and $B(p_i)$.

If the image size is N pixels, then the full expression of instantaneous velocity at all the points due to camera motion, referred to as EMF, can be expressed in a compressed form as

$$v = \rho A t + B \omega \quad (2)$$

where, A , B , and ρ entails the expressions $A(p_i)$, $B(p_i)$, and $\rho(p_i)$, respectively, for all the N points in the image as follows:

$$v = \begin{bmatrix} v(p_1) \\ v(p_2) \\ \vdots \\ v(p_N) \end{bmatrix} \in R^{2N \times 1}, \quad \rho A t = \begin{bmatrix} \rho_1 A(p_1) t \\ \rho_2 A(p_2) t \\ \vdots \\ \rho_N A(p_N) t \end{bmatrix} \in R^{2N \times 1}$$

$$B \omega = \begin{bmatrix} B(p_1) \omega \\ B(p_2) \omega \\ \vdots \\ B(p_N) \omega \end{bmatrix} \in R^{2N \times 1}.$$

Note that the rotational component of EMF is independent of depth.

The monocular continuous ego-motion computation uses this formulation to estimate the unknown parameters t and ω given the point velocities v generated by camera motion [19], [29]. However, instantaneous image velocities obtained from the standard optic flow methods on real data are usually different from the EMF [26]. The presence of moving objects further deviates the optic flow away from the EMF. Let us call the input optic flow as \hat{v} , which is different from v . Therefore, monocular continuous methods on real data solve the following minimization objective to find t , ω , and ρ

$$t^*, \omega^*, \rho^* = \underset{t, \omega, \rho}{\operatorname{argmin}} \|\rho At + B\omega - \hat{v}\|^2. \quad (3)$$

Following [19] and [54], without loss of generality, the objective function can be first minimized for ρ as

$$t^*, \omega^*, \rho^* = \underset{t, \omega}{\operatorname{argmin}} \underset{\rho}{\operatorname{argmin}} \|\rho At + B\omega - \hat{v}\|^2. \quad (4)$$

Therefore, the minimization for t^* and ω^* can be performed as

$$t^*, \omega^* = \underset{t, \omega}{\operatorname{argmin}} \|A^\perp t^T (B\omega - \hat{v})\|^2 \quad (5)$$

where $A^\perp t$ is orthogonal complement of At . This resulting expression does not depend on ρ and can be optimized directly to find optimal t^* and ω^* .

In dynamic scenes, the independently moving objects generate additional image velocities. Therefore, the resulting optic flow can be expressed as the sum of the flow components due to ego motion (\hat{v}_e) and object motion (\hat{v}_o). Following this, (5) can be generalized as

$$t^*, \omega^* = \underset{t, \omega}{\operatorname{argmin}} \|A^\perp t^T (B\omega - \hat{v}_e - \hat{v}_o)\|^2. \quad (6)$$

Since \hat{v}_o is independent of t and ω , it can be considered as non-Gaussian additive noise, and (6) provides a robust formulation of (5). After solving for t^* and ω^* , image velocity due to object motion across the entire image can be recovered as

$$\tilde{v}_o = \hat{v} - \rho At^* + B\omega^*. \quad (7)$$

We will refer to \tilde{v}_o as the predicted object-motion field (OMF). Equation (7) is equivalent to flow parsing, which is a mechanism proposed to be used by the human visual cortex to extract object velocity during self-movement [55].

Note that the expression is dependent on ρ . Although human observers are able to extract depth in the dynamic segments using stereo input and prior information about objects, the structure-from-motion methods cannot reliably estimate depth in the dynamic segments without prior information about objects [3], [5], [25], [36]. Since the separation into EMF and OMF in the dynamic segments cannot be automated without prior information about objects, the data sets of generic real-world scenes do not provide ground-truth OMF [1].

III. REPRESENTATION OF EGO-MOTION USING A SPARSE BASIS SET

We propose to represent ego motion as depth normalized translation EMF and rotational EMF, which can be converted

to 6DoF ego-motion parameters in closed form. In this setup, the minimization in (6) can be converted to an equivalent regression problem for depth normalized translational EMF and rotational EMF, denoted as $\tilde{\zeta}_t$ and $\tilde{\zeta}_\omega$, respectively. We hypothesize that regression with the EMF constraints from (1) will be more robust than direct 6DoF ego-motion prediction methods in the presence of variations due to depth and dynamic segments [2], [3], [5].

Regression of high-dimensional output is a difficult problem. However, significant progress has been made using deep neural networks and generative models [4], [6], [37], [56]. For structured data, such as EMF, the complexity of regression can be greatly reduced by expressing the target as a weighted linear combination of basis vectors drawn from a precomputed dictionary. Then, the regression will be a much simpler task of estimating the basis coefficients, which usually has orders of magnitude lower dimension than the target.

Suppose that $\tilde{\zeta}_t$ is the prediction for depth normalized translational EMF obtained as linear combination of basis vectors from a dictionary T . $\tilde{\zeta}_\omega$ is the prediction for rotational EMF calculated similarly from a dictionary R

$$\tilde{\zeta}_t = \sum_{j=1}^m \alpha_j T_j \quad (8)$$

$$\tilde{\zeta}_\omega = \sum_{j=1}^n \beta_j R_j \quad (9)$$

where α_j and β_j are the coefficients and $m, n \ll N$. Small values of m and n not only lead to computational efficiency, but they also allow each basis vector to be meaningful and generic.

On the other hand, having too few active basis vectors is counterproductive for predictions on unseen data with the non-Gaussian variations. For example, PCA finds a small set of uncorrelated basis vectors; however, it requires that the important components of the data have the largest variance. Therefore, in the presence of the non-Gaussian noise with high variance, the principal components deviate from the target distribution and generalize poorly to unseen data [57]. Furthermore, a smaller dictionary is more sensitive to the corruption of the coefficients due to noisy input.

Therefore, for high dimensional and noisy data, a redundant decomposition of (9) and (9) is preferred. Dictionaries with linearly dependent bases are called overcomplete, and they have been used widely for noise removal applications [39]–[41] and in signal processing [42], [58]. Overcomplete representations are preferred due to flexibility of representation for high-dimensional input, robustness, and sparse activation [39].

Despite the flexibility provided by overcompleteness, there is no guarantee that a large set of manually picked linearly dependent basis vectors will fit the structure of the underlying input distribution [39]. Therefore, an overcomplete dictionary must be learned from the data such that the basis vectors encode maximum structure in the distribution. However, the underdetermined problem of finding a large overcomplete dictionary becomes unstable when the input data are inaccurate

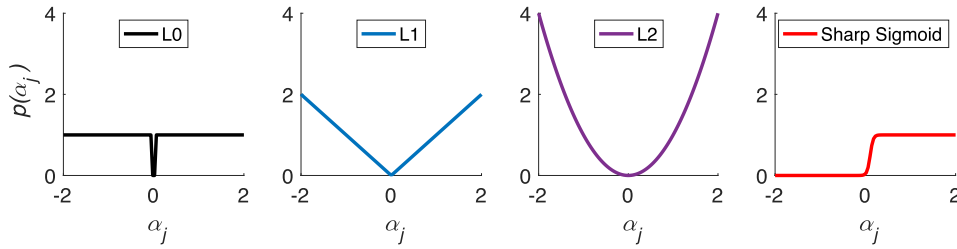


Fig. 2. L0-, L1-, and L2-norm penalties and the proposed sharp sigmoid penalty for basis coefficient α_j . It can be observed that for $\alpha_j \geq 0$, the sharp sigmoid penalty approximates the L0 penalty and is continuous and differentiable. The sharp sigmoid function shown above corresponds to $Q = 25$ and $B = 30$. The L1- and L2-norm penalties enforce shrinkage on larger values of α_j . Moreover, for a set of coefficients, L1- and L2-norm penalties cannot indicate the number of $\alpha_j > 0$ due to not having any upper bound.

or noisy [59]. Nevertheless, the ill-posedness can be greatly diminished using a sparsity prior on the activations of the basis vectors [41]–[43]. Considering sparse activation prior, the decomposition in (9) is constrained by

$$\|\alpha\|_0 < k. \quad (10)$$

$\|\alpha\|_0$ is the L0-(pseudo)norm of α and denotes the number of nonzero basis coefficients, with an upper bound k . The decomposition for $\tilde{\zeta}_\omega$ in (9) is similarly obtained and will not be stated for brevity.

Therefore, the objective function to solve for basis T and coefficients α can be written as

$$\operatorname{argmin}_{T, \alpha} \left\| \tilde{\zeta}_t - \sum_{j=1}^m \alpha_j T_j \right\|_1 \quad \text{s.t.} \quad \|\alpha\|_0 < k. \quad (11)$$

We use the L1-norm for the reconstruction error term since it is robust to input noise [60]. In contrast, the more commonly used L2-norm overfits to noise since it results in large errors for outliers [61]. As $\tilde{\zeta}_t$ components can be noisy, the L1-norm of reconstruction error is more suitable in our case.

The regularizer in (11), known as the best variable selector [62], requires a predetermined upper bound k , which may not be the optimal for all samples in a data set. Therefore, a penalized least squares form is preferred for optimization

$$\operatorname{argmin}_{T, \alpha} \left\| \tilde{\zeta}_t - \sum_{j=1}^m \alpha_j T_j \right\|_1 + \lambda_s \|\alpha\|_0. \quad (12)$$

The penalty term in (12) is computed as $\|\alpha\|_0 = \sum_{j=1}^m 1(\alpha_j \neq 0)$, where $1(\cdot)$ is the indicator function. However, the penalty term results in 2^m possible states of the coefficients α , and the exponential complexity is not practical for large values of m , as in the case of overcomplete basis [63]. Furthermore, the penalty function is not differentiable and cannot be solved using gradient-based methods.

Although functionally different, the penalty function in (12) is commonly approximated using an L1-norm penalty, which is differentiable and results in a computationally tractable convex optimization problem

$$\operatorname{argmin}_{T, \alpha} \left\| \tilde{\zeta}_t - \sum_{j=1}^m \alpha_j T_j \right\|_1 + \lambda_s \|\alpha\|_1. \quad (13)$$

Penalized regression of the form in (13) is known as Lasso [64], where the penalty $\|\alpha\|_1 = \sum_{j=1}^m |\alpha_j|$ shrinks the coefficients toward zero and can ideally produce a sparse solution. However, Lasso operates as a biased shrinkage operator as it penalizes larger coefficients more compared with smaller coefficients [63], [65]. As a result, it prefers solutions with many small coefficients than solutions with fewer large coefficients. When input has noise and correlated variables, Lasso results in a large set of activations, all shrunk toward zero, to minimize the reconstruction error [63].

To perform the best variable selection through a gradient-based optimization, we propose to use a penalty function that approximates L0-norm for rectified input based on the generalized logistic function with a high growth rate, which we call as sharp sigmoid penalty and is defined for the basis coefficient α_j as

$$p(\alpha_j) = \frac{1}{1 + Qe^{-B\alpha_j}} \quad (14)$$

where Q determines the response at $\alpha = 0$ and B determines the growth rate. The Q and B hyperparameters are tuned within a finite range such that: 1) zero activations are penalized with either zero or a negligible penalty and 2) small magnitude activations are penalized equally as the large magnitude activations (such as L0). The sharp sigmoid penalty is continuous and differentiable for all input values, making it a well-suited sparsity regularizer for gradient-based optimization methods. Thus, the objective function with sharp sigmoid sparsity penalty can be written as

$$\operatorname{argmin}_{T, \alpha} \left\| \tilde{\zeta}_t - \sum_{j=1}^m \alpha_j T_j \right\|_1 + \lambda_s \sum_{j=1}^m \frac{1}{1 + Qe^{-B\alpha_j}}. \quad (15)$$

Fig. 2 shows that the sharp-sigmoid penalty approximates the number of nonzero coefficients in rectified α . It provides a sharper transition between 0 and 1 compared with the sigmoid function and does not require additional shifting and scaling. To achieve dropout, such as weight regularization [66], a sigmoid derived hard concrete gate was proposed in [65] to penalize neural network connection weights. However, it does not approximate the number of nonzero weights and averages to the sigmoid function for noisy input.

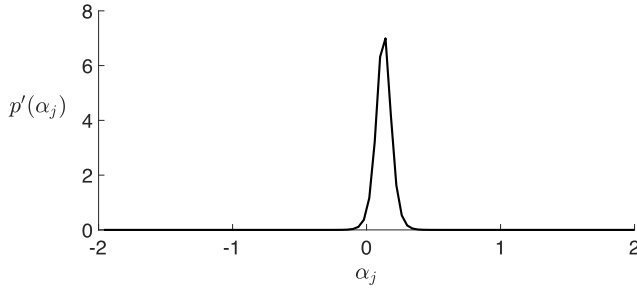


Fig. 3. Derivative of the sharp sigmoid penalty function $p(\alpha_j)$ with respect to coefficient α_j .

IV. JOINT OPTIMIZATION FOR BASIS VECTORS AND COEFFICIENTS

We now describe the proposed optimization method to find the basis sets T and R and coefficients α for translational and rotational EMF based on the objective function in (15). We let the optimization determine the coupling between the coefficients for rotation and translation; therefore, the coefficients α are shared between T and R . We write the objective in a framework of energy function $E(\zeta_t, \zeta_\omega | T, R, \alpha)$ as

$$T^*, R^*, \alpha^* = \operatorname{argmin}_{T, R, \alpha} E(\zeta_t, \zeta_\omega | T, R, \alpha) \quad (16)$$

where

$$E(\zeta_t, \zeta_\omega | T, R, \alpha) = \lambda_t \left\| \zeta_t - \sum_{j=1}^m \alpha_j T_j \right\|_1 + \lambda_\omega \left\| \zeta_\omega - \sum_{j=1}^m \alpha_j R_j \right\|_1 + \lambda_s \sum_{j=1}^m \frac{1}{1 + Qe^{-B\alpha_j}}. \quad (17)$$

There are three unknown variables T , R , and α to optimize such that the energy in (17) is minimal. This can be performed by optimizing over each variable one by one [43]. For example, expectation maximization procedure can be used to iteratively optimize over each unknown.

For gradient-based minimization over α_j , we may iterate until the derivative of $E(\zeta_t, \zeta_\omega | T, R, \alpha)$ with respect to each α_j is zero. For each input optic flow, α_j 's are solved by finding the equilibrium of the differential equation

$$\dot{\alpha}_j = \lambda_t T_j \operatorname{sgn} \left(\zeta_t - \sum_{j=1}^m \alpha_j T_j \right) + \lambda_\omega R_j \operatorname{sgn} \left(\zeta_\omega - \sum_{j=1}^m \alpha_j R_j \right) - \lambda_s p'(\alpha_j). \quad (18)$$

However, the third term of this differential that imposes self-inhibition on α_j is problematic. As shown in Fig. 3, the gradient $p'(\alpha_j)$ of the sharp sigmoid penalty with respect to the coefficient is mostly zero, except for a small interval of coefficient values close to zero. As a result, the α_j values outside this interval will have no effect on the minimization to impose sparsity. The sparsity term also has zero derivatives with respect to R and T ; therefore, (16) cannot be directly optimized over T , R , and α for sparsity when sharp sigmoid penalty is used.

Instead, we can cast it as a parameterized framework where the optimization is solved over a set of parameters θ_s that predicts the sparse coefficients α to minimize the energy form in (17). This predictive model can be written as $\alpha = f_{\theta_s}(\hat{v})$. The unknown variables R and T can be grouped along with θ_s as $\theta = \{T, R, \theta_s\}$ and optimized jointly to solve the objective

$$\theta^* = \operatorname{argmin}_{\theta} E(\zeta_t, \zeta_\omega, \alpha | \theta) \quad (19)$$

where $E(\zeta_t, \zeta_\omega, \alpha | \theta)$ is equivalent to the energy function in (17), albeit expressed in terms of variable θ .

The objective in (19) can be optimized efficiently using an autoencoder neural network with θ_s as its encoder parameters and $\{T, R\}$ as its decoder parameters. The encoder output or bottleneck layer activations provide the basis coefficients α . Following this approach, we propose Sparse Motion Field Encoder (SparseMFE) that learns to predict EMF due to self-rotation and translation from optic flow input. The predicted EMF allows direct estimation of 6DoF ego-motion parameters in the closed form and prediction of projected object velocities or OMF via flow parsing [55].

Fig. 4 shows the architecture of the proposed SparseMFE network. The network is an asymmetric autoencoder that has a multilayer fully convolutional encoder and a single-layer linear decoder. We will refer to the Conv1X-4 block at the end of the encoder consisting of $m = 1000$ neurons as the bottleneck layer of the SparseMFE network. The bottleneck layer predicts a latent space embedding of ego motion from input optic flow. This embedding operates as coefficients α for the basis vectors of dictionaries T and R learned as the fully connected decoder weights. The outputs of all Conv block in the encoder, including the bottleneck layer neurons, are nonnegative due to ReLU operations.

EMF Reconstruction Losses

The translational and rotational EMF reconstruction losses by SparseMFE are obtained as

$$L_t = \|\zeta_t - \tilde{\zeta}_t\|_1 \quad (20)$$

$$L_\omega = \|\zeta_\omega - \tilde{\zeta}_\omega\|_1 \quad (21)$$

where ζ_t is true translational EMF with $\rho = 1$, and ζ_ω is true rotational MF, obtained using (2).

As most data sets contain disproportionate amount of rotation and translation, we propose to scale L_t and L_ω relative to each other such that the optimization is unbiased. The scaling coefficients of L_t and L_ω for each input batch are calculated as

$$\lambda_t = \max \left(\frac{\|\zeta_\omega\|_2}{\|\zeta_t\|_2}, 1 \right) \quad (22)$$

$$\lambda_\omega = \max \left(\frac{\|\zeta_t\|_2}{\|\zeta_\omega\|_2}, 1 \right). \quad (23)$$

Sparsity Loss

The SparseMFE network is regularized during training for the sparsity of activation of the bottleneck layer neurons. This is implemented by calculating a sparsity loss (L_s) for

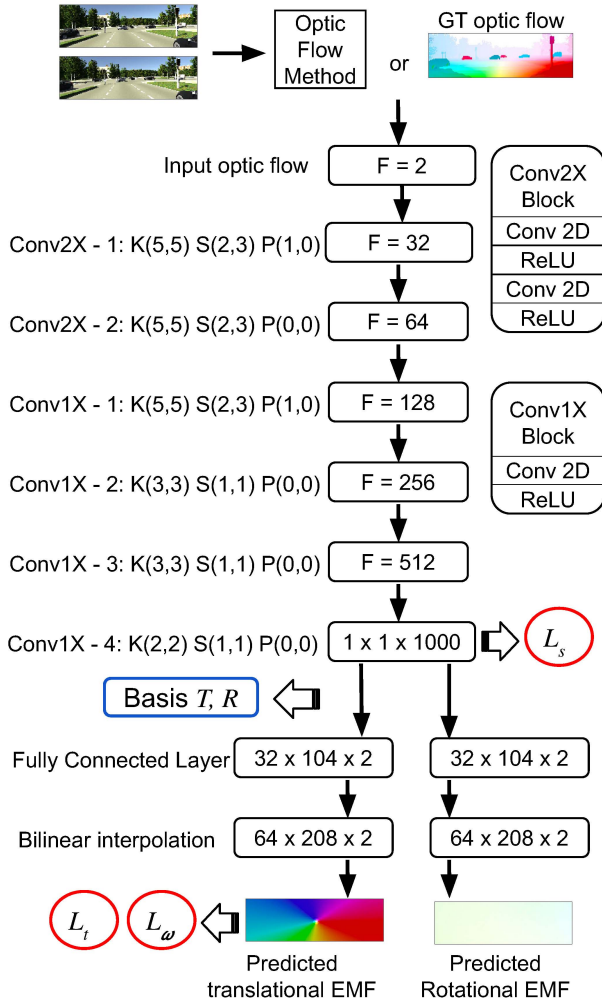


Fig. 4. Architecture of the proposed SparseMFE network. Conv blocks are fully convolutional layers of 2-D convolution and ReLU operations. The receptive field size is gradually increased such that each neuron in the Conv1X-4 layer operates across the entire image. Outputs of all Conv blocks are nonnegative due to ReLU operations. K, S, and P denote the kernel sizes, strides, and padding along vertical and horizontal directions of feature maps. F denotes the number of filters in each layer. The weights of the fully connected layer form the basis for translational and rotational ego-motion.

each batch of data and backpropagating it along with the EMF reconstruction loss during training. The value of L_s is calculated for each batch of data as the number of nonzero activations of the bottleneck layer neurons, also known as population sparsity. Although, to make this loss differentiable, we approximate a number of activations using sharp sigmoid penalty in (14), the penalty L_s is calculated as

$$L_s = \sum_{j=1}^m p(\alpha_j). \quad (24)$$

Combining EMF reconstruction loss and sparsity loss, the total loss for training is given by

$$L = \lambda_t L_t + \lambda_\omega L_\omega + \lambda_s L_s \quad (25)$$

where λ_s is a hyperparameter to scale sparsity loss.

V. EXPERIMENTAL RESULTS

We evaluate the performance of SparseMFE in ego motion and object velocity prediction tasks comparing with the baselines on the real KITTI odometry data set and the synthetic MPI Sintel data set [1], [32]. In addition, we analyze the EMF basis set learned by SparseMFE for sparsity and overcompleteness.

The predictions for 6DoF translation and rotation parameters are computed in closed form from $\tilde{\xi}_t$ and $\tilde{\xi}_\omega$, respectively, following the continuous ego-motion formulation

$$\tilde{t} = \tilde{\xi}_t / A \mid \rho = 1, \quad \tilde{\omega} = \tilde{\xi}_\omega / B. \quad (26)$$

Projected object velocities or OMF are obtained using (7).

A. Data Sets

1) *KITTI Visual Odometry Data Set*: We use the KITTI visual odometry data set [1] to evaluate ego-motion prediction performance by the proposed model. This data set provides eleven driving sequences (00–10) with RGB frames (we use only the left camera frames) and the ground-truth pose for each frame. Of these eleven sequences, we use sequences 00–08 for training our model and sequences 09 and 10 for testing, similar to [2], [3], [5], and [26]. This amounts to approximately 20.4k frames in the training set and 2792 frames in the test set. As ground-truth optic flow is not available for this data set, we use a pretrained PWC-Net [30] model to generate optic flow from the pairs of consecutive RGB frames for both training and testing.

2) *MPI Sintel Data Set*: The MPI Sintel data set contains scenes with the fast camera and object movement and also many scenes with large dynamic regions [32]. Therefore, this is a challenging data set for ego motion and OMF prediction. Similar to the other pixelwise object-motion estimation methods [11], we split the data set such that the test set contains scenes with a different proportion of dynamic regions in order to study the effect of moving objects on prediction accuracy. Of the 23 scenes in the data set, we select *alley_2*(1.8%), *temple_2*(5.8%), *market_5*(27.04%), *ambush_6*(38.96%), and *cave_4*(47.10%) sequences as the test set, where the number inside the parentheses specifies the percentage of dynamic regions in each sequence [11]. The rest 18 sequences are used to train SparseMFE.

B. Training

We use Adam optimizer [56] to train SparseMFE. Learning rate η is set to 10^{-4} and is chosen empirically by line search. The β_1 and β_2 parameters of Adam are set to 0.99 and 0.999, respectively. The sparsity coefficient λ_s for training is set to 10^2 , whose selection criterion is described later in Section V-E.

C. Ego-Motion Prediction

For the KITTI visual odometry data set [1], following the existing literature on learning-based ego-motion prediction [2]–[5], [26], absolute trajectory error (ATE) metric is used for ego-motion evaluation, which measures the distance

TABLE I
ATE ON THE KITTI VISUAL ODOMETRY TEST SET. THE
LOWEST ATE IS DENOTED IN BOLDFACE

Method	Seq 09	Seq 10
ORB-SLAM [17]	0.064±0.141	0.064±0.130
Robust ERL [19]	0.447±0.131	0.309±0.152
8-pt Epipolar + RANSAC [15]	0.013±0.016	0.011±0.009
Zhou et al. [2]	0.021±0.017	0.020±0.015
Lee and Fowlkes [26]	0.019±0.014	0.018±0.013
Yin et al. [3]	0.012±0.007	0.012±0.009
Mahjourian et al. [5]	0.013±0.010	0.012±0.011
Godard et al. [25]	0.023±0.013	0.018±0.014
Ranjan et al. [4]	0.012±0.007	0.012±0.008
SparseMFE	0.011±0.007	0.011±0.007
SparseMFE (top 5% coefficients)	0.011±0.007	0.011±0.007
SparseMFE (top 3% coefficients)	0.011±0.007	0.011±0.007
SparseMFE (top 1% coefficients)	0.011±0.008	0.012±0.008

between the corresponding points of the ground truth and the predicted trajectories. In Table I, we compare the proposed model against the existing methods on the KITTI odometry data set. Recent deep learning-based SfM models for direct 6DoF ego-motion prediction are compared as baselines since their ego-motion prediction method is comparable to SparseMFE. For reference, we also compare against a state-of-the-art visual SLAM method, ORB-SLAM [17], and epipolar geometry-based robust optimization methods [15], [19].

Table I shows that SparseMFE achieves the state-of-the-art ego-motion prediction accuracy on both test sequences 09 and 10 of the KITTI odometry test split compared with the state-of-the-art learning-based ego-motion methods [3]–[5] and geometric ego-motion estimation baselines [15], [17], [19].

In order to investigate the effectiveness of the learned sparse representation of ego motion, we evaluate ATE using only a few top percentile activations of basis coefficients in the bottleneck layer of SparseMFE. This metric tells about dimensionality reduction capabilities of an encoding scheme. As shown in Table I, SparseMFE achieves state-of-the-art ego-motion prediction on both sequences 09 and 10 using only the 3% most active basis coefficients for each input frame pair. Furthermore, when using this subset of coefficients only, the achieved ATE is equal to when using all the basis coefficients. This implies that SparseMFE is able to learn a sparse representation of ego motion.

On the MPI Sintel data set, we use the relative pose error (RPE) [67] metric for evaluation of ego-motion prediction, similar to the baseline method rigidity transform network (RTN) [11]. SparseMFE is comparable to this parametric method without any additional iterative refinement of ego motion. An off-line refinement step can be used with SparseMFE as well. However, off-line iterative refinement methods are independent of the pose prediction and, therefore, cannot be compared directly.

Table II compares ego-motion prediction performance of SparseMFE against the baseline RTN [11], ORB-SLAM [17], geometric ego-motion methods [15], [19], and nonparametric baselines SRSF [27] and VOSF [28] on the Sintel test split. SparseMFE and the geometric baselines do not use depth input for ego-motion prediction; however, RTN, SRSF, and VOSF

use RGBD inputs. For a fair comparison with RTN, both methods obtain optic flow using PWC-net [30]. SparseMFE achieves the lowest overall rotation prediction error compared with the existing methods, even when using only RGB frames as input. Although VOSF [28] achieves the lowest overall translation prediction error, it uses depth as an additional input to predict ego motion.

D. Object-Motion Prediction

We quantitatively and qualitatively evaluate SparseMFE on object-motion prediction using the Sintel test split. We compare it with RTN [11] and Semantic Rigidity [68] as the state-of-the-art learning-based baselines and SRSF [27] and VOSF [28] as nonparametric baselines for object-motion evaluation. RTN [11] trained using the Things3D data set [69] for generalization is also included. The standard endpoint error (EPE) metric is used, which measures the Euclidean distance between the ground truth and the predicted 2-D flow vectors generated by moving objects. These 2-D object flow vectors are herein referred to as OMF and with a different terminology “projected scene flow” in [11]. Table III shows that SparseMFE achieves the state-of-the-art OMF prediction accuracy on four out of five test sequences. The other methods become progressively inaccurate with larger dynamic regions. On the other hand, SparseMFE maintains OMF prediction accuracy even when more than 40% of the scene is occupied by moving objects, as in the case of the cave_4 sequence.

Fig. 5 shows the qualitative OMF performance of SparseMFE on each of the five sequences from the Sintel test split. Dynamic region mask is obtained by thresholding the residual optic flow from (7). While SparseMFE successfully recovers OMF for fast-moving objects, it is possible that some rigid background pixels with faster flow components are classified as dynamic regions, as for the examples from market_5 and cave_4 sequences. This can be avoided by using more data for training since these background residual flows are generalization errors stemming from ego-motion prediction and are absent in training set predictions.

We show the qualitative object-motion prediction results on real-world KITTI benchmark [70] in Fig. 6, which illustrates effective dynamic region prediction compared with ground-truth dynamic region masks. The benchmark does not provide ground-truth OMF, which is difficult to obtain for real-world scenes.

E. Sparsity Analysis

We analyze the effect of using the sparsity regularizer in the encoding of ego motion. The proposed sharp sigmoid penalty in (14) is compared against L1- and L2-norm sparsity penalties commonly used in sparse feature learning methods [71], [72]. ReLU nonlinearity at the bottleneck layer was proposed for sparse activations [53]. Since the bottleneck layer of SparseMFE uses ReLU nonlinearity, we also compare the case where no sparsity penalty is applied.

Fig. 7 shows the effectiveness of the proposed sharp sigmoid penalty in learning a sparsely activated basis set for ego-motion prediction. Fig. 7(a) shows the number of nonzero

TABLE II

RPE COMPARISON ON THE SINTEL TEST SET. THE LOWEST AND THE SECOND LOWEST RPE ON EACH SEQUENCE ARE DENOTED USING BOLDFACE AND UNDERLINE, RESPECTIVELY. ★ DENOTES THAT A METHOD USES RGBD INPUT FOR EGO-MOTION PREDICTION

	dynamic region <10%				dynamic region 10% - 40%				dyn. reg. >40%		All	
	alley_2		temple_2		market_5		ambush_6		cave_4		Average	
	RPE(t)	RPE(r)	RPE(t)	RPE(r)	RPE(t)	RPE(r)	RPE(t)	RPE(r)	RPE(t)	RPE(r)	RPE(t)	RPE(r)
ORB-SLAM [17]	0.030	0.019	0.174	0.022	0.150	0.016	0.055	<u>0.028</u>	0.017	0.028	0.089	0.022
Robust ERL [19]	0.014	0.022	0.354	0.019	0.259	0.035	0.119	0.107	<u>0.018</u>	0.046	0.157	0.041
8-pt + RANSAC [15]	0.058	0.002	0.216	0.006	<u>0.087</u>	0.012	0.096	0.041	<u>0.018</u>	0.019	0.095	<u>0.013</u>
SRSF [27]★	0.049	0.014	0.177	0.012	0.157	<u>0.011</u>	0.067	0.073	0.022	0.015	0.098	0.018
VOSF [28]★	0.104	0.032	0.101	0.016	0.061	0.001	0.038	0.019	0.044	0.005	0.075	0.014
RTN [11]★	0.035	0.028	<u>0.159</u>	0.012	0.152	0.021	<u>0.046</u>	0.049	0.023	0.021	<u>0.088</u>	0.022
SparseMFE	<u>0.020</u>	<u>0.005</u>	<u>0.172</u>	<u>0.010</u>	0.202	<u>0.011</u>	0.087	0.041	0.025	<u>0.011</u>	0.103	0.012

TABLE III

EPE COMPARISON OF OMF PREDICTION ON THE SINTEL TEST SPLIT. THE LOWEST EPE PER SEQUENCE IS DENOTED IN BOLDFACE

	dynamic region <10%		dynamic region 10% - 40%		dynamic region >40%		All	
	alley_2	temple_2	market_5	ambush_6	cave_4	Average		
	SRSF [27]	7.78	15.51	31.29	39.08	13.29	18.86	
VOSF [28]	1.54	8.91	35.17	24.02	9.28	14.61		
Semantic Rigidity [68]	0.48	5.19	13.02	19.11	6.50	7.39		
RTN (trained on Things3D [69]) [11]	0.52	9.82	16.99	52.21	5.07	11.88		
RTN [11]	0.48	3.27	11.35	19.08	4.75	6.12		
SparseMFE		0.29	4.59	11.27	4.82	4.32		

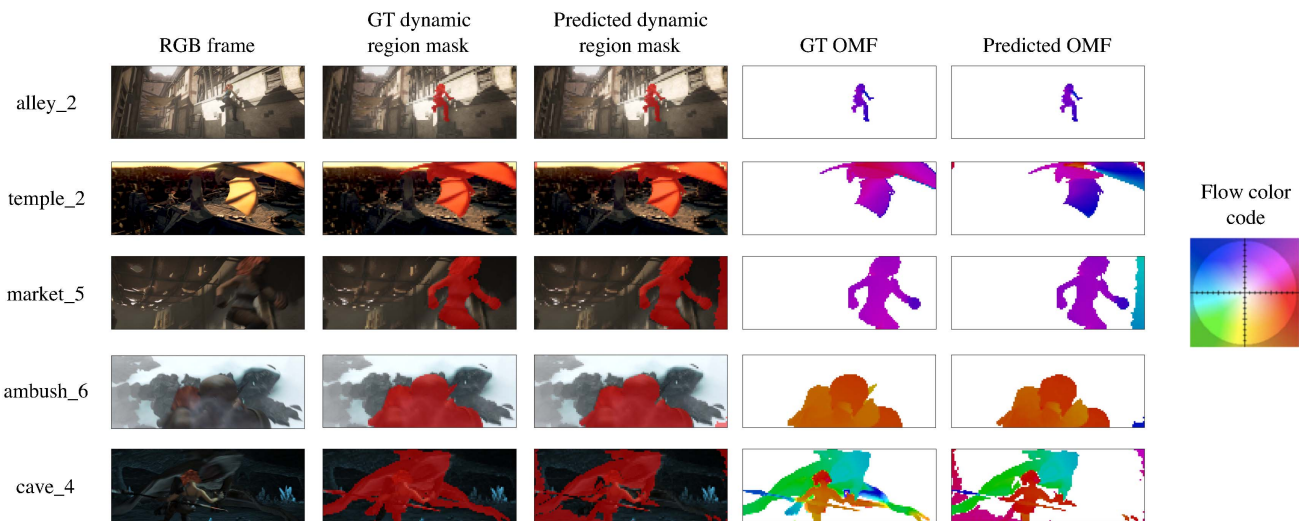


Fig. 5. Qualitative results of SparseMFE on the Sintel test split. The red overlay denotes the dynamic region masks.

activations in the bottleneck layer on the Sintel test split when the network is trained using different sparsity penalties. Sharp sigmoid penalty results in sparse and stable activations of basis coefficients for all Sintel test sequences. On the contrary, L0- and L1-norm penalties find dense solutions where large basis subsets are used for all sequences. Fig. 7(b) shows the activation heatmap of the bottleneck layer for the market_5 frame in Fig. 5 for the tested sparsity penalties. L0 and L1 penalties do not translate to the number of nonzero activations, rather work as a shrinkage operator on activation magnitude, to result in a large number of small activations in the bottleneck layer. On the other hand, the proposed sharp sigmoid penalty activates only a few neurons in that layer.

We conducted ablation experiments to study the effectiveness of L1, L2, and sharp sigmoid penalties in learning a sparse representation of ego motion. Fig. 8 shows the qualitative OMF and dynamic mask prediction performance on the alley_2 test frame from Fig. 5 by SparseMFE instances trained using either L1, L2, or sharp sigmoid penalties, with or without ablation. During ablation, we use only a fraction of the top bottleneck neuron activations (coefficients) and set the others to zero. The results show that sharp sigmoid penalty-based training provides stable OMF and dynamic mask prediction using only top 1% activations, whereas L2 sparsity penalty-based training results in loss of accuracy as neurons are removed from bottleneck layer. L1 penalty-based training results in erroneous OMF and mask predictions for




Fig. 6. Qualitative results of SparseMFE on KITTI benchmark real-world frames. Ground-truth OMF is not available; however, ground-truth dynamic region masks are provided in the benchmark. The ground-truth depth map is sparse, and the pixels where depth is not available are in black.

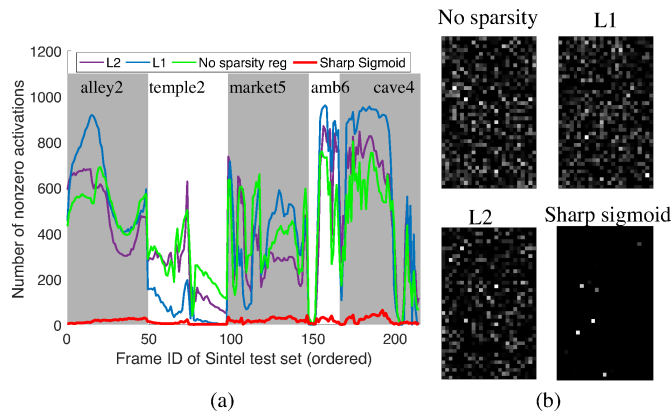


Fig. 7. Neuron activation profile in the bottleneck layer on the Sintel test split for different types of sparsity regularization. (a) Number of nonzero activations in the bottleneck layer for frame sequences in the Sintel test split. Line colors denote the sparsity regularization used. (b) Activation heatmap of the bottleneck for the market_5 frame shown in Fig. 5. All experiments are conducted after the network has converged to a stable solution.

this example. Another ablation study depicted in Fig. 9 shows that SparseMFE trained using sharp sigmoid sparsity penalty is more robust to random removal of neurons from the bottleneck layer compared with when trained using L1- and L2-norm sparsity penalties.

To study the effect of the sparsity loss coefficient λ_s on ego-motion prediction, we conducted a study by varying λ_s during training and using only a fraction of the most activated bottleneck layer neurons for ego-motion prediction during the test and setting the rest to zero. Fig. 10 shows the effect of ablation on the ego-motion prediction accuracy during test for λ_s values in the set $\{10^e | 0 \leq e < 4, e \in \mathbb{Z}\}$. As can be seen, $\lambda_s = 10^2$ achieves the smallest and stable ATE for a different amount of ablation. For smaller λ_s values, the prediction becomes inaccurate as more bottleneck layer neurons are removed. Although $\lambda_s = 10^3$ provides stable prediction, it is less accurate than $\lambda_s = 10^2$. The stability to ablation of neurons for larger λ_s values is a further indication of the effectiveness of the sharp sigmoid sparsity penalty in learning a sparse basis set of ego motion.

E. Ablation of Other Loss Terms

Similar to the ablation study for sparsity, we ablated the translational ($\lambda_t = 0$) and rotational ($\lambda_w = 0$) EMF

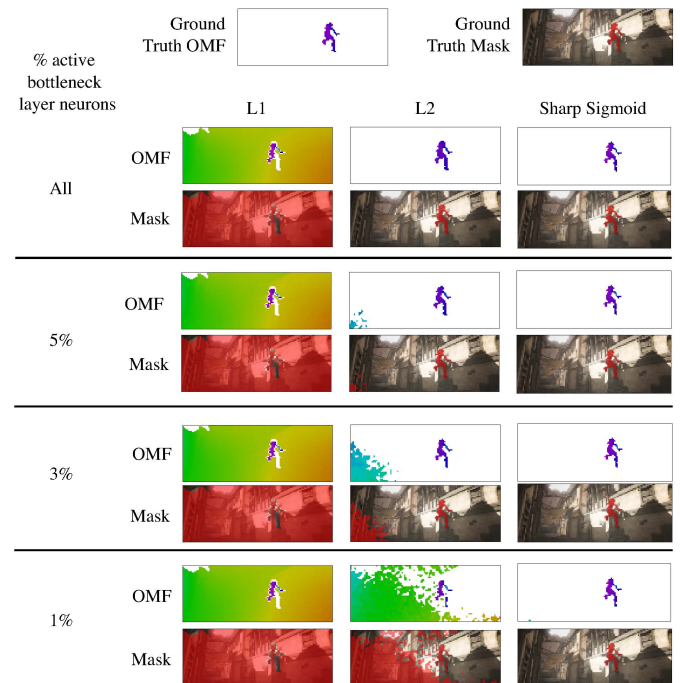


Fig. 8. Qualitative OMF and dynamic mask prediction results comparing L1, L2, and sharp sigmoid sparsity penalties, in terms of their robustness to removal of bottleneck layer neurons during testing.

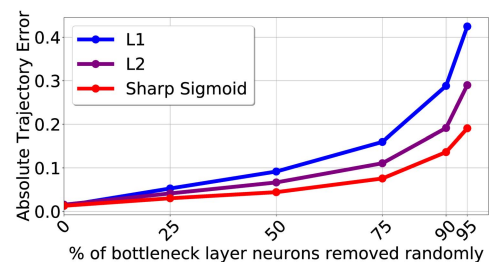


Fig. 9. Ablation study comparing L1, L2, and sharp sigmoid sparsity penalties for ego-motion inference on the KITTI test sequence 10.

reconstruction loss terms of the objective function in (25) to evaluate the contribution of these terms to the overall performance of the proposed method. As shown in Table IV, removal of the translational loss term or the rotational loss term during training reduces the test accuracy of ego-motion

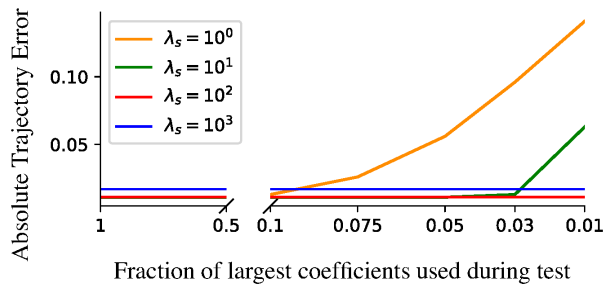


Fig. 10. Ablation experiment to study the effect of the sparsity loss coefficient λ_s on ego-motion prediction. During test, only a fraction of the bottleneck layer neurons are used for ego-motion prediction based on activation magnitude, and the rest are set to zero. ATE is averaged over all frames in KITTI test sequences 09 and 10.

TABLE IV
ATE ON THE KITTI VISUAL ODOMETRY TEST SET

Method	Seq 09	Seq 10
SparseMFE (w/o translation loss)	0.776 \pm 0.192	0.554 \pm 0.242
SparseMFE (w/o rotation loss)	0.019 \pm 0.013	0.017 \pm 0.014
SparseMFE (Full)	0.011\pm0.007	0.011\pm0.007

prediction. Moreover, the translational loss term contributes more than the rotational loss term toward the ego-motion prediction accuracy on the KITTI data set.

G. Learned Basis Set

We visualize the EMF basis sets R and T learned by SparseMFE in Fig. 11 by projecting them onto the 3-D Euclidean space in the camera reference frame using (26). It can be seen that the learned R and T are overcomplete, i.e., redundant and linearly dependent [39], [43]. The redundancy helps in two ways, first, to use different basis subsets to encode similar ego motion so that the individual bases are not always active. Second, if some basis subsets are turned off or get corrupted by noise, the overall prediction is still robust [39], [40]. Moreover, a pair of translational and rotational bases share the same coefficient to encode ego motion. In that sense, the bottleneck layer neurons are analogous to the parietal cortex neurons of the primate brain that jointly encode self-rotation and translation [73].

An observation from Fig. 11 is that the learned basis sets can be skewed if the training data set does not contain enough ego-motion variations. In most sequences of the VKITTI data set, the camera mostly moves with forward translation (positive Z-axis). The learned translation basis set from the VKITTI data set in Fig. 11(f) shows that most bases lie in the positive Z region, denoting forward translation. Although the KITTI data set has a similar translation bias, we augment the data set with backward sequences. As a result, the translation basis set learned from the KITTI data set does not have a skew toward forward translation, as shown in Fig. 11(b).

H. Running Time

Table V lists the average inference throughput of our proposed method and the comparison methods for frames of size 256×832 pixels. All methods were run on a system with

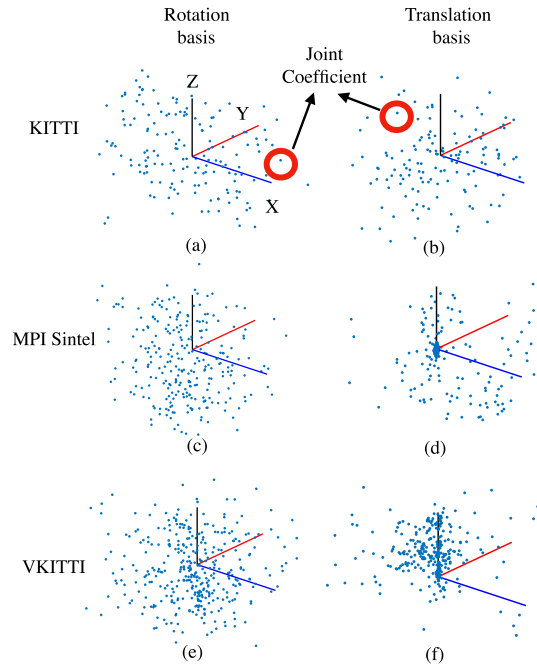


Fig. 11. Projection of the learned EMF basis set for rotational and translational ego motions to the Euclidean space in the camera reference frame, for KITTI (a, b), MPI Sintel (c, d), and VKITTI (e, f) datasets. The dots represent the learned bases, and the solid lines represent the positive X-, Y-, and Z-axes of the Euclidean space. The red circles indicate a pair of translation and rotation bases that share the same coefficient.

TABLE V
COMPARISON OF AVERAGE INFERENCE SPEED (FRAMES PER SECOND)

Method	SparseMFE	Lv [11]	Yin [3]	Ranjan [4]
Frames/sec	9.89	9.65	10.24	10.26
Method	ERL [19]	8-pt [15]	Zhou [2]	VOSF [28]
Frames/sec	4.18	4.61	10.21	12.5

12-core Intel i7 CPU of 3.5-GHz frequency, 32-GB RAM, and two Nvidia GeForce 1080Ti GPUs. We implemented our method using PyTorch. For the other methods, we used the source codes released by the authors. As indicated, SparseMFE provides moderate frames per second throughput compared with the baselines, slightly slower than [2]–[4], [28], and faster than [11], [15], [19]. The proposed method first computes optic flow using PWCnet [30] to predict ego and object motion, which limits the throughput. However, improved ego- and object-motion accuracy and sparse representation make SparseMFE a favorable solution for practical applications.

VI. CONCLUSION

Estimating camera and object velocity in dynamic scenes can be ambiguous, particularly when video frames are occupied by independently moving objects [4]. In this article, we propose a convolutional autoencoder, called SparseMFE, that predicts translational and rotational EMFs from the optic flow of successive frames, from which 6DoF ego-motion parameters, pixelwise nonrigid object motion, and dynamic region segmentation can be obtained in closed form. SparseMFE learns a sparse overcomplete basis set of EMFs in its linear decoder weights, extracting the latent structures in the noisy optic flow of training sequences. This is achieved using a

motion field reconstruction loss and a novel differentiable sparsity penalty that approximates L0-norm for rectified input. Experimental results indicate that the learned ego-motion basis generalizes well to unseen videos in regard to the existing methods. SparseMFE achieves state-of-the-art ego-motion prediction accuracy on the KITTI data set as well as state-of-the-art overall rotation prediction accuracy and comparable translation prediction accuracy on the MPI Sintel data set (see Tables I and II) [1], [32].

A benefit of our approach, in regard to the comparison methods, is that pixelwise object motion can be estimated directly from the predicted EMF using flow parsing [see (7)]. On the realistic MPI Sintel data set with large dynamic segments, SparseMFE achieves state-of-the-art OMF prediction performance (see Table III). Moreover, compared with the baseline methods, SparseMFE object-motion prediction performance is more robust to increase in dynamic segments in videos.

Apart from achieving state-of-the-art ego- and object-motion performances, our approach demonstrates an effective method for learning a sparse overcomplete basis set. This is evidenced by an ablation experiment of the basis coefficients, which shows that SparseMFE achieves state-of-the-art ego-motion prediction accuracy on the KITTI odometry data set using only the 3% most active basis coefficients, with all other coefficients set to zero (see Table I and Fig. 10). Moreover, the sharp sigmoid sparsity penalty proposed here is more effective in enforcing sparsity on the basis coefficients compared with L1- and L2-norm-based sparsity penalties used in common regularization methods, i.e., Lasso and ridge regression, respectively (see Fig. 7) [64], [74]. L1- and L2-norm penalties work as shrinkage operators on the coefficient values (see Fig. 2). On the other hand, the differentiable sharp sigmoid penalty is uniform for most positive activations and, therefore, results in fewer nonzero basis coefficients (see Figs. 7–9). Our approach provides a complete solution to recovering both ego-motion parameters and pixelwise object motion from successive image frames. Nonetheless, the regularization techniques developed in this article are also applicable to sparse feature learning from other high-dimensional data.

ACKNOWLEDGMENT

Authors are thankful to computing resources provided by CHASE-CI under NSF Grant CNS-1730158.

REFERENCES

- [1] A. Geiger, P. Lenz, and R. Urtasun, "Are we ready for autonomous driving? The KITTI vision benchmark suite," in *Proc. IEEE Conf. Comput. Vis. Pattern Recognit.*, Jun. 2012, pp. 3354–3361.
- [2] T. Zhou, M. Brown, N. Snavely, and D. G. Lowe, "Unsupervised learning of depth and ego-motion from video," in *Proc. IEEE Conf. Comput. Vis. Pattern Recognit.*, Jul. 2017, pp. 1851–1858.
- [3] Z. Yin and J. Shi, "GeoNet: Unsupervised learning of dense depth, optical flow and camera pose," in *Proc. IEEE Conf. Comput. Vis. Pattern Recognit.*, Jun. 2018, pp. 1983–1992.
- [4] A. Ranjan *et al.*, "Competitive collaboration: Joint unsupervised learning of depth, camera motion, optical flow and motion segmentation," in *Proc. IEEE Conf. Comput. Vis. Pattern Recognit.*, Jun. 2019, pp. 12240–12249.

- [5] R. Mahjourian, M. Wicke, and A. Angelova, "Unsupervised learning of depth and ego-motion from monocular video using 3D geometric constraints," in *Proc. IEEE Conf. Comput. Vis. Pattern Recognit.*, Jun. 2018, pp. 5667–5675.
- [6] S. Vijayanarasimhan, S. Ricco, C. Schmid, R. Sukthankar, and K. Fragkiadaki, "SfM-net: Learning of structure and motion from video," 2017, *arXiv:1704.07804*. [Online]. Available: <http://arxiv.org/abs/1704.07804>
- [7] Z. Kalal, K. Mikolajczyk, and J. Matas, "Tracking-learning-detection," *IEEE Trans. Pattern Anal. Mach. Intell.*, vol. 34, no. 7, pp. 1409–1422, Jul. 2012.
- [8] J. F. Henriques, R. Caseiro, P. Martins, and J. Batista, "High-speed tracking with kernelized correlation filters," *IEEE Trans. Pattern Anal. Mach. Intell.*, vol. 37, no. 3, pp. 583–596, Mar. 2015.
- [9] H. Cho, Y.-W. Seo, B. V. K. V. Kumar, and R. R. Rajkumar, "A multi-sensor fusion system for moving object detection and tracking in urban driving environments," in *Proc. IEEE Int. Conf. Robot. Autom.*, May 2014, pp. 1836–1843.
- [10] A. Byravan and D. Fox, "SE3-nets: Learning rigid body motion using deep neural networks," in *Proc. IEEE Int. Conf. Robot. Autom.*, May 2017, pp. 173–180.
- [11] Z. Lv, K. Kim, A. Troccoli, D. Sun, J. M. Rehg, and J. Kautz, "Learning rigidity in dynamic scenes with a moving camera for 3D motion field estimation," in *Proc. Eur. Conf. Comput. Vis.*, 2018, pp. 468–484.
- [12] A. Houenou, P. Bonnifait, V. Cherfaoui, and W. Yao, "Vehicle trajectory prediction based on motion model and maneuver recognition," in *Proc. IEEE/RSJ Int. Conf. Intell. Robots Syst.*, Nov. 2013, pp. 4363–4369.
- [13] A. Bak, S. Bouchafa, and D. Aubert, "Dynamic objects detection through visual odometry and stereo-vision: A study of inaccuracy and improvement sources," *Mach. Vis. Appl.*, vol. 25, no. 3, pp. 681–697, Apr. 2014.
- [14] G. P. Stein, O. Mano, and A. Shashua, "A robust method for computing vehicle ego-motion," in *Proc. IEEE Intell. Vehicles Symp.*, Oct. 2000, pp. 362–368.
- [15] R. I. Hartley, "In defense of the eight-point algorithm," *IEEE Trans. Pattern Anal. Mach. Intell.*, vol. 19, no. 6, pp. 580–593, Jun. 1997.
- [16] J. Fredriksson, V. Larsson, and C. Olsson, "Practical robust two-view translation estimation," in *Proc. IEEE Conf. Comput. Vis. Pattern Recognit.*, Jun. 2015, pp. 2684–2690.
- [17] R. Mur-Artal, J. M. M. Montiel, and J. D. Tardos, "ORB-SLAM: A versatile and accurate monocular SLAM system," *IEEE Trans. Robot.*, vol. 31, no. 5, pp. 1147–1163, Oct. 2015.
- [18] H. Strasdat, J. Montiel, and A. J. Davison, "Scale drift-aware large scale monocular SLAM," *Robot. Sci. Syst. VI*, vol. 2, no. 3, p. 7, 2010.
- [19] A. Jaegle, S. Phillips, and K. Daniilidis, "Fast, robust, continuous monocular egomotion computation," in *Proc. IEEE Int. Conf. Robot. Autom.*, May 2016, pp. 773–780.
- [20] D. Nistér, "An efficient solution to the five-point relative pose problem," *IEEE Trans. Pattern Anal. Mach. Intell.*, vol. 26, no. 6, pp. 756–777, Jun. 2004.
- [21] A. Concha and J. Civera, "DPPTAM: Dense piecewise planar tracking and mapping from a monocular sequence," in *Proc. IEEE/RSJ Int. Conf. Intell. Robots Syst.*, Sep. 2015, pp. 5686–5693.
- [22] J. Engel, T. Schöps, and D. Cremers, "LSD-SLAM: Large-scale direct monocular SLAM," in *Proc. Eur. Conf. Comput. Vis.*, 2014, pp. 834–849.
- [23] R. A. Newcombe, S. J. Lovegrove, and A. J. Davison, "DTAM: Dense tracking and mapping in real-time," in *Proc. Int. Conf. Comput. Vis.*, Nov. 2011, pp. 2320–2327.
- [24] Y. Furukawa, B. Curless, S. M. Seitz, and R. Szeliski, "Towards Internet-scale multi-view stereo," in *Proc. IEEE Comput. Soc. Conf. Comput. Vis. Pattern Recognit.*, Jun. 2010, pp. 1434–1441.
- [25] C. Godard, O. M. Aodha, M. Firman, and G. Brostow, "Digging into self-supervised monocular depth estimation," in *Proc. IEEE Int. Conf. Comput. Vis.*, Oct. 2019, pp. 3828–3838.
- [26] M. Lee and C. C. Fowlkes, "CeMNet: Self-supervised learning for accurate continuous ego-motion estimation," in *Proc. IEEE Conf. Comput. Vis. Pattern Recognit. Workshops*, Jun. 2019, pp. 354–363.
- [27] J. Quiroga, T. Brox, F. Devernay, and J. Crowley, "Dense semi-rigid scene flow estimation from RGBD images," in *Proc. Eur. Conf. Comput. Vis.*, 2014, pp. 567–582.

- [28] M. Jaimez, C. Kerl, J. Gonzalez-Jimenez, and D. Cremers, "Fast odometry and scene flow from RGB-D cameras based on geometric clustering," in *Proc. IEEE Int. Conf. Robot. Autom.*, May 2017, pp. 3992–3999.
- [29] D. J. Heeger and A. D. Jepson, "Subspace methods for recovering rigid motion I: Algorithm and implementation," *Int. J. Comput. Vis.*, vol. 7, no. 2, pp. 95–117, Jan. 1992.
- [30] D. Sun, X. Yang, M.-Y. Liu, and J. Kautz, "PWC-net: CNNs for optical flow using pyramid, warping, and cost volume," in *Proc. IEEE Conf. Comput. Vis. Pattern Recognit.*, Jun. 2018, pp. 8934–8943.
- [31] T. Zhang and C. Tomasi, "On the consistency of instantaneous rigid motion estimation," *Int. J. Comput. Vis.*, vol. 46, no. 1, pp. 51–79, 2002.
- [32] D. J. Butler, J. Wulff, G. B. Stanley, and M. J. Black, "A naturalistic open source movie for optical flow evaluation," in *Proc. Eur. Conf. Comput. Vis.*, 2012, pp. 611–625.
- [33] A. Giachetti, M. Campani, and V. Torre, "The use of optical flow for road navigation," *IEEE Trans. Robot. Autom.*, vol. 14, no. 1, pp. 34–48, Feb. 1998.
- [34] J. Campbell, R. Sukthankar, I. Nourbakhsh, and A. Pahwa, "A robust visual odometry and precipice detection system using consumer-grade monocular vision," in *Proc. IEEE Int. Conf. Robot. Autom.*, Apr. 2005, pp. 3421–3427.
- [35] M. J. Black and P. Anandan, "The robust estimation of multiple motions: Parametric and piecewise-smooth flow fields," *Comput. Vis. Image Understand.*, vol. 63, no. 1, pp. 75–104, Jan. 1996.
- [36] Z. Yang, P. Wang, Y. Wang, W. Xu, and R. Nevatia, "Every pixel counts: Unsupervised geometry learning with holistic 3D motion understanding," 2018, *arXiv:1806.10556*. [Online]. Available: <http://arxiv.org/abs/1806.10556>
- [37] H.-Y. F. Tung, A. W. Harley, W. Seto, and K. Fragkiadaki, "Adversarial inverse graphics networks: Learning 2D-to-3D lifting and image-to-image translation from unpaired supervision," in *Proc. IEEE Int. Conf. Comput. Vis.*, Oct. 2017, pp. 4364–4372.
- [38] S. Vedula, S. Baker, P. Rander, R. Collins, and T. Kanade, "Three-dimensional scene flow," in *Proc. IEEE Int. Conf. Comput. Vis.*, Sep. 1999, pp. 722–729.
- [39] M. S. Lewicki and T. J. Sejnowski, "Learning overcomplete representations," *Neural Comput.*, vol. 12, no. 2, pp. 337–365, Feb. 2000.
- [40] E. P. Simoncelli, W. T. Freeman, E. H. Adelson, and D. J. Heeger, "Shiftable multiscale transforms," *IEEE Trans. Inf. Theory*, vol. 38, no. 2, pp. 587–607, Mar. 1992.
- [41] M. Elad and M. Aharon, "Image denoising via sparse and redundant representations over learned dictionaries," *IEEE Trans. Image Process.*, vol. 15, no. 12, pp. 3736–3745, Dec. 2006.
- [42] D. L. Donoho, M. Elad, and V. N. Temlyakov, "Stable recovery of sparse overcomplete representations in the presence of noise," *IEEE Trans. Inf. Theory*, vol. 52, no. 1, pp. 6–18, Jan. 2006.
- [43] B. A. Olshausen and D. J. Field, "Sparse coding with an overcomplete basis set: A strategy employed by v1?" *Vis. Res.*, vol. 37, no. 23, pp. 3311–3325, Dec. 1997.
- [44] D. D. Lee and H. S. Seung, "Learning the parts of objects by non-negative matrix factorization," *Nature*, vol. 401, no. 6755, p. 788, 1999.
- [45] A. Coates, A. Ng, and H. Lee, "An analysis of single-layer networks in unsupervised feature learning," in *Proc. Int. Conf. Artif. Intell. Statist.*, 2011, pp. 215–223.
- [46] A. Makhzani and B. J. Frey, "Winner-take-all autoencoders," in *Proc. Adv. Neural Inf. Process. Syst.*, 2015, pp. 2791–2799.
- [47] H. Lee, C. Ekanadham, and A. Y. Ng, "Sparse deep belief net model for visual area V2," in *Proc. Adv. Neural Inf. Process. Syst.*, 2008, pp. 873–880.
- [48] P. Vincent, H. Larochelle, I. Lajoie, Y. Bengio, and P.-A. Manzagol, "Stacked denoising autoencoders: Learning useful representations in a deep network with a local denoising criterion," *J. Mach. Learn. Res.*, vol. 11, no. 12, pp. 3371–3408, Dec. 2010.
- [49] G. Cheng, P. Zhou, and J. Han, "Duplex metric learning for image set classification," *IEEE Trans. Image Process.*, vol. 27, no. 1, pp. 281–292, Jan. 2018.
- [50] P. Zhou, J. Han, G. Cheng, and B. Zhang, "Learning compact and discriminative stacked autoencoder for hyperspectral image classification," *IEEE Trans. Geosci. Remote Sens.*, vol. 57, no. 7, pp. 4823–4833, Jul. 2019.
- [51] J. Han, D. Zhang, X. Hu, L. Guo, J. Ren, and F. Wu, "Background prior-based salient object detection via deep reconstruction residual," *IEEE Trans. Circuits Syst. Video Technol.*, vol. 25, no. 8, pp. 1309–1321, Aug. 2015.
- [52] J. Deng, Z. Zhang, E. Marchi, and B. Schuller, "Sparse autoencoder-based feature transfer learning for speech emotion recognition," in *Proc. Humaine Assoc. Conf. Affect. Comput. Intell. Interact.*, 2013, pp. 511–516.
- [53] X. Glorot, A. Bordes, and Y. Bengio, "Deep sparse rectifier neural networks," in *Proc. Int. Conf. Artif. Intell. Statist.*, 2011, pp. 315–323.
- [54] T. Zhang and C. Tomasi, "Fast, robust, and consistent camera motion estimation," in *Proc. IEEE Conf. Comput. Vis. Pattern Recognit.*, Jun. 1999, pp. 164–170.
- [55] P. A. Warren and S. K. Rushton, "Optic flow processing for the assessment of object movement during ego movement," *Current Biol.*, vol. 19, no. 18, pp. 1555–1560, Sep. 2009.
- [56] D. P. Kingma and J. Ba, "Adam: A method for stochastic optimization," 2014, *arXiv:1412.6980*. [Online]. Available: <http://arxiv.org/abs/1412.6980>
- [57] R. A. Choudrey, "Variational methods for Bayesian independent component analysis," Ph.D. dissertation, Dept. Eng. Sci., Univ. Oxford, Oxford, U.K., 2002.
- [58] P. Tseng, "Further results on stable recovery of sparse overcomplete representations in the presence of noise," *IEEE Trans. Inf. Theory*, vol. 55, no. 2, pp. 888–899, Feb. 2009.
- [59] B. Wohlberg, "Noise sensitivity of sparse signal representations: Reconstruction error bounds for the inverse problem," *IEEE Trans. Signal Process.*, vol. 51, no. 12, pp. 3053–3060, Dec. 2003.
- [60] P. J. Huber, *Robust Statistics*. Hoboken, NJ, USA: Wiley, 2004.
- [61] V. Barnett and T. Lewis, "Outliers in statistical data," *Phys. Today*, vol. 32, p. 73, Sep. 1979.
- [62] A. Miller, *Subset Selection Regression*. Boca Raton, FL, USA: CRC Press, 2002.
- [63] D. Bertsimas, A. King, and R. Mazumder, "Best subset selection via a modern optimization lens," *Ann. Statist.*, vol. 44, no. 2, pp. 813–852, Apr. 2016.
- [64] R. Tibshirani, "Regression shrinkage and selection via the lasso," *J. Roy. Stat. Soc. B, Methodol.*, vol. 58, no. 1, pp. 267–288, Jan. 1996.
- [65] C. Louizos, M. Welling, and D. P. Kingma, "Learning sparse neural networks through L_0 regularization," 2017, *arXiv:1712.01312*. [Online]. Available: <http://arxiv.org/abs/1712.01312>
- [66] N. Srivastava, G. Hinton, A. Krizhevsky, I. Sutskever, and R. Salakhutdinov, "Dropout: A simple way to prevent neural networks from overfitting," *J. Mach. Learn. Res.*, vol. 15, no. 1, pp. 1929–1958, 2014.
- [67] J. Sturm, N. Engelhard, F. Endres, W. Burgard, and D. Cremers, "A benchmark for the evaluation of RGB-D SLAM systems," in *Proc. IEEE/RSJ Int. Conf. Intell. Robots Syst.*, Oct. 2012, pp. 573–580.
- [68] J. Wulff, L. Sevilla-Lara, and M. J. Black, "Optical flow in mostly rigid scenes," in *Proc. IEEE Conf. Comput. Vis. Pattern Recognit.*, Jul. 2017, pp. 4671–4680.
- [69] N. Mayer *et al.*, "A large dataset to train convolutional networks for disparity, optical flow, and scene flow estimation," in *Proc. IEEE Conf. Comput. Vis. Pattern Recognit.*, Jun. 2016, pp. 4040–4048.
- [70] M. Menze and A. Geiger, "Object scene flow for autonomous vehicles," in *Proc. IEEE Conf. Comput. Vis. Pattern Recognit.*, Jun. 2015, pp. 3061–3070.
- [71] N. Jiang, W. Rong, B. Peng, Y. Nie, and Z. Xiong, "An empirical analysis of different sparse penalties for autoencoder in unsupervised feature learning," in *Proc. Int. Joint Conf. Neural Netw.*, Jul. 2015, pp. 1–8.
- [72] P. O. Hoyer, "Non-negative matrix factorization with sparseness constraints," *J. Mach. Learn. Res.*, vol. 5, pp. 1457–1469, Dec. 2004.
- [73] A. Sunkara, G. C. DeAngelis, and D. E. Angelaki, "Joint representation of translational and rotational components of optic flow in parietal cortex," *Proc. Nat. Acad. Sci. USA*, vol. 113, no. 18, pp. 5077–5082, May 2016.
- [74] A. E. Hoerl and R. W. Kennard, "Ridge regression: Biased estimation for nonorthogonal problems," *Technometrics*, vol. 12, no. 1, pp. 55–67, Feb. 1970.



Hirak J. Kashyap (Member, IEEE) received the B.Tech. degree (Hons.) from Tezpur University, Tezpur, India, in 2012, and the M.Tech. degree (Hons.) in computer science and engineering from the National Institute of Technology at Rourkela, Rourkela, India, and the Instituto Superior Tecnico, Lisbon, Portugal in 2014. He is currently pursuing the Ph.D. degree in computer science with the University of California at Irvine, Irvine, CA, USA.

He was a Machine Learning Research Fellow with Tezpur University from 2014 to 2015. He is currently with the Cognitive Anteatr Robotics Lab (CARL), University of California at Irvine. His research interests are brain-inspired neural models of computer vision and machine learning.



Charless C. Fowlkes (Member, IEEE) received the B.S. degree (Hons.) from the California Institute of Technology (Caltech), Pasadena, CA, USA, in 2000, and the Ph.D. degree in computer science from the University of California at Berkeley (UC Berkeley), Berkeley, CA, USA.

He is currently a Professor with the Department of Computer Science and the Director of the Computational Vision Lab, University of California at Irvine, Irvine, CA, USA.

Dr. Fowlkes was a recipient of the Helmholtz Prize in 2015 for fundamental contributions to computer vision in the area of image segmentation and grouping, the David Marr Prize in 2009 for work on contextual models for object recognition, and the National Science Foundation CAREER Award. He also serves on the editorial boards of the IEEE TRANSACTIONS ON PATTERN ANALYSIS AND MACHINE INTELLIGENCE (IEEE-TPAMI) and *Computer Vision and Image Understanding* (CVIU).



Jeffrey L. Krichmar (Senior Member, IEEE) received the B.S. degree in computer science from the University of Massachusetts at Amherst, Amherst, MA, USA, in 1983, the M.S. degree in computer science from The George Washington University, Washington, DC, USA, in 1991, and the Ph.D. degree in computational sciences and informatics from George Mason University, Fairfax, VA, USA, in 1997.

He is currently a Professor with the Department of Cognitive Sciences and the Department of Computer Science, University of California at Irvine, Irvine, CA, USA. He has nearly 20 years of experience in designing adaptive algorithms, creating neurobiologically plausible network simulations, and constructing brain-based robots whose behavior is guided by neurobiologically inspired models. His research interests include neurorobotics, embodied cognition, biologically plausible models of learning and memory, neuromorphic applications and tools, and the effect of neural architecture on neural function.