




R RIVERVIEW SCHOOL DISTRICT

2024-2025

STATE OF THE DISTRICT

REPORT





A WORLD CLASS EDUCATION





RAIDER PRIDE

Serving the Pittsburgh suburbs of Oakmont and Verona, Riverview School District is a tight-knit community that provides big-school opportunities in a small, student-centered, family-oriented environment.

In addition to a positive climate and culture, Riverview School District is recognized annually for excellence in academics, extracurriculars, and the arts, among many other areas. This recognition is due entirely to our dedicated staff, parents, and students who collaborate to equip our students with the critical skills, knowledge, and maturity needed to excel in our ever-changing global environment.

This persistence has resulted in state and national recognition from Pittsburgh Business Times and US News & World Report, consistently placing Riverview School District as the fourth highest-achieving Single A District in the State of Pennsylvania and second in Western Pennsylvania.

Riverview School District is one of the top schools in Allegheny County and the state.

THE RIVERVIEW SCHOOL BOARD



Board Members

President – Mrs. Jennifer Chaparro (2023-2027)

Vice President – Mr. Antonio Paris (2023-2027)

Ms. Stefani Garibay (2021-2025)

Mr. Brian Hawk (2021-2025)

Ms. Leanne Jacobs-Rohan (2023-2027)

Mr. Roger Pogoda (2023-2027)

Mrs. Erin Schuetz (2023-2027)

Ms. Bridget Seery (2023-2025)

Mrs. Wendy K. Wilton (2021-2025)

Board Assignments

Education Delegate

Ms. Erin Schuetz

Finance Delegates

Ms. Wendy Wilton

Mr. Brian Hawk

Student Life Delegate

Mr. Roger Pogoda

Safety Delegate

Ms. Leanne Jacobs-Rohan

Communications and Marketing Delegate

Ms. Jennifer Chaparro

Forbes Road Delegate

Ms. Stefani Garibay

Legislative Delegate

Ms. Bridget Seery

Eastern Area Delegate

Ms. Wendy Wilton

RSD Solicitor

Mr. Falco Muscante (Maiello, Brungo & Maiello)

THE RIVERVIEW THEORY OF ACTION

STUDENT
LEARNING

If we engage in high quality, standards-aligned, data driven instruction through relevant and collaborative learning opportunities;

SOCIAL/EMOTIONAL
LEARNING

If we provide a respectful, safe, supportive, and inclusive student-centered environment;

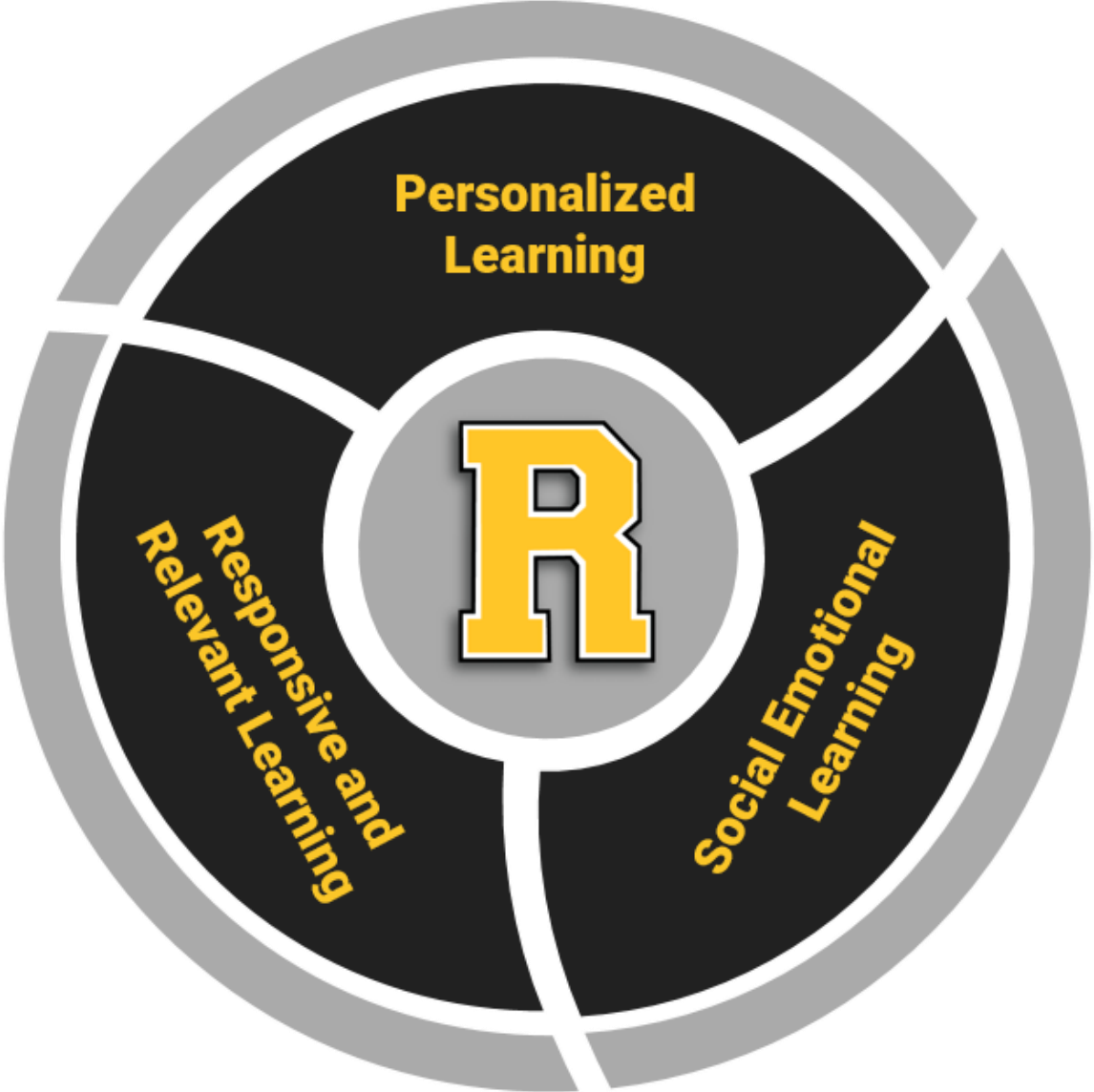
PROFESSIONAL
LEARNING

If we provide continuous, relevant, high quality, personalized, and student-centered professional learning;

Then our graduates will have the critical skills, knowledge, and understanding that will allow them to successfully participate in a changing global world.



THE RIVERVIEW INSTRUCTIONAL MODEL





THE RIVERVIEW STAFF

With a staff of 153 dedicated and hard-working individuals, Riverview boasts an average tenure of over 18 years of service among faculty.

In addition to being a great place to work, Riverview Staff and Educators are passionate in providing a world-class education for our students.



Positions	Staff
Superintendent	1
Business Manager	1
Director of Technology	1
Director of Buildings and Grounds	1
Director of Special Education	1
Central Office Admin Assistants	3
Building Administrators	4
Part-time Athletic Director	1
Teachers	89
Full Time Paraprofessionals	8
Part Time Paraprofessionals	*26
Building Secretaries	4
Tech Assistants	2
Custodians	11
Total	*153

* Part time paraprofessionals are based on student IEPs

RIVERVIEW ACADEMICS AND PROGRAMMING



2024-2025

Graduation Requirements:

24.5 credits

Gifted enrichment

Special education / 504 accommodations

English as a Second Language (ESL)

New Courses: **AP Human Geography**

AP and Honors Courses - **14 AP Courses**, 12 Honors courses

Data Collection Tools: DIBELS, K-8 iReady Math and Reading (plus digital suite), Schoology, Student Risk Screen Scale (SRSS), STAR, PSSA, PVAAS, Keystone, Advanced Placement (AP), PSAT, SAT

Elementary Programming

- K-8 Amplify CKLA (English Language Arts)
- K-8 Eureka Math (Math Exploration with new curricular resources coming in 2025-2026)
- Savvas Science K-8
- iReady Math and Reading Diagnostics and Lesson Development (year 5)
- Common Core Curricular Materials
- WIN Time (enrichment and remediation)

Athletics

- 17 HS, 9 JHS, Independent Athletic Opportunities

Clubs – 20 secondary, 6 elementary

PTO – (3) one in each building

Professional Development

- **Curriculum Mapping/Writing** – K-12 professional development for all teachers to document, edit and revise curriculum, instruction and assessments
- **K-12 Science Implementation** – New and updated science program (SAVVAS Science) training, resources and implementation, K-12
- **K-12 Math Exploration/Pilot** – K-12 Math Exploration and Resource Update during the 2024-2025 school year
- **iReady Diagnostics** – For all students in reading and math K-8
- **Social and Emotional Learning** – Soft skills instruction such as citizenship, teamwork, collaboration, empathy, managing emotions, college and career readiness, self-efficacy, etc., to link with our Schoolwide Positive Behavioral Interventions and Support (SWPBIS) initiatives
- **Naviance** – Continued K-12 scope and sequence for college and career readiness

* Items in **red** are additions to programming from last year



2023-2024 RIVERVIEW GRADUATE DEMOGRAPHICS

Post-Secondary Outcome	Number of Students	% of Graduates
Two Year College	5	10.6%
Two Year College or Trade School	2	4.2%
Four Year College	34	72.3%
Employment	5	10.6%
Undecided/Unknown	1	2.1%
Total Graduates*	47	100%

***ALL students graduated on time**

RIVERVIEW GRADUATE DEMOGRAPHICS 2023-2024 COLLEGE ACCEPTANCES

Butler University
 DePaul University
 Indiana University-Bloomington
 John Carroll University
 Kent State University at Kent
 Loyola University Chicago
 Marietta College
 Miami University-Oxford
 Michigan State University
 University of Mount Union
 Muskingum University
 Oberlin College
 Ohio State University-Main Campus
 Ohio University-Main Campus
 Purdue University-Main Campus
 University of Cincinnati-Main Campus
 University of Dayton
 University of Kentucky
 University of Wisconsin-Madison
 University of Illinois Chicago
 Xavier University
 Allegheny College
 Carnegie Mellon University
 Chatham University
 Clarkson University
 Community College of Allegheny County
 Drexel University
 Duquesne University
 Gannon University
 Geneva College
 Grove City College
 Lehigh University
 Mercyhurst University
 Moravian University
 Carlow University
 PennWest California
 PennWest Clarion
 East Stroudsburg University of Pennsylvania

Indiana University of Pennsylvania-Main Campus
 Commonwealth University “ Bloomsburg, Lock Haven and Mansfield
 Shippensburg University of Pennsylvania
 Slippery Rock University of Pennsylvania
 Pennsylvania State University-Penn State Main Campus
 Point Park University
 Rochester Institute of Technology
 Robert Morris University
 Saint Francis University
 St. John's University-New York
 Saint Vincent College
 Sarah Lawrence College
 Seton Hall University
 Syracuse University
 Temple University
 Thiel College
 University at Buffalo
 University of Pittsburgh-Pittsburgh Campus
 University of Rochester
 University of Pittsburgh-Johnstown
 University of Pittsburgh-Greensburg
 Washington & Jefferson College
 Westminster College
 Boston University
 Brandeis University
 Northeastern University
 Pepperdine University
 University of Colorado Boulder
 Western Washington University
 Berry College
 Clemson University
 William & Mary

East Carolina University
 Elon University
 University of Pittsburgh-Johnstown
 University of Pittsburgh-Greensburg
 Washington & Jefferson College
 Westminster College
 Boston University
 Brandeis University
 Northeastern University
 Pepperdine University
 University of Colorado Boulder
 Western Washington University
 Berry College
 Clemson University
 William & Mary
 East Carolina University
 Elon University
 Embry-Riddle Aeronautical University-Daytona Beach
 Florida Atlantic University
 Flagler College
 High Point University
 Howard University
 James Madison University
 Nova Southeastern University
 Queens University of Charlotte
 Roanoke College
 University of South Carolina-Columbia
 Coastal Carolina University
 Virginia Tech
 West Virginia University
 Baylor University
 Louisiana State University and Agricultural & Mechanical College
 Saint Joseph's University

PITTSBURGH BUSINESS TIMES RANKINGS

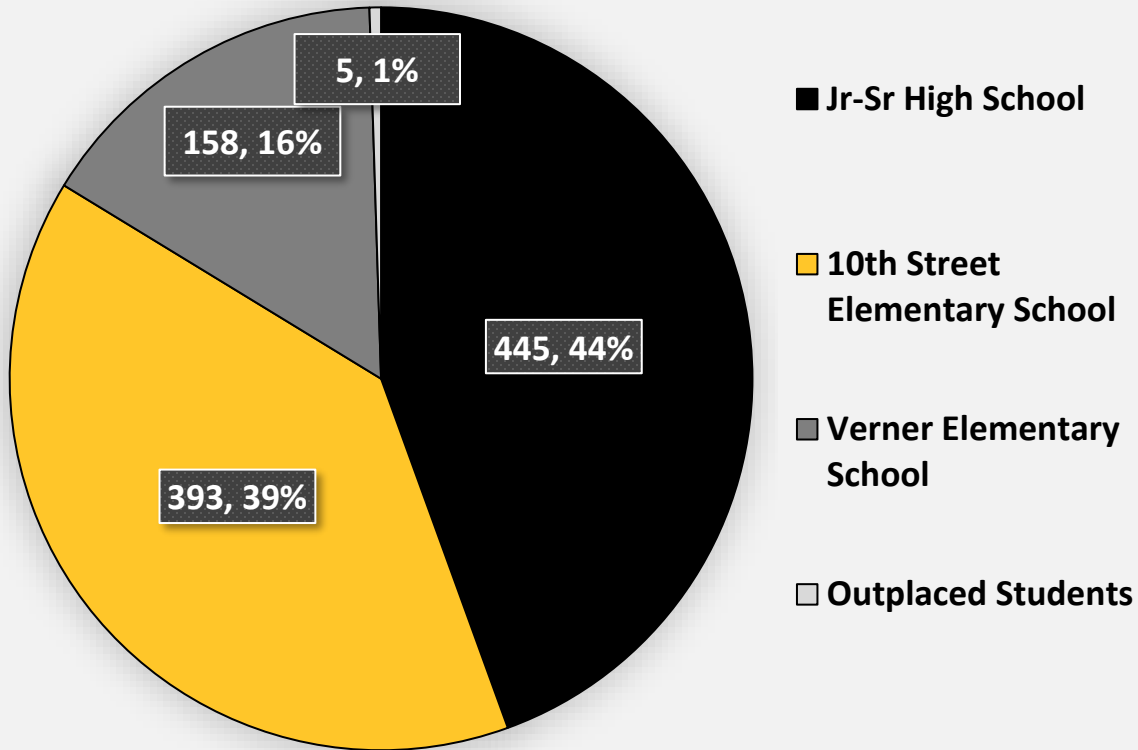
Year	Gr. 3	Gr. 4	Gr. 5	Gr. 6	Gr. 7	Gr. 8	Gr. 11	Honor Roll	Overall State Rank
2024	9	23	25	22	31	39	40	29	93
2023	11	28	27	23	37	38	n/a	29	92
2022	12	24	29	25	37	37	n/a	27	86
2021*	7*	13*	21*	21*	28*	48*	47*	29*	106*
2020	28	33	16	17	16	33	28	26	78
2019	12	12	35	10	15	37	32	25	80

- **High Performing Western PA School District** - ranked 29th out of 106 regional schools
- 2nd ranked Single A District in Western Pennsylvania (4th in the State)
- 7th in the State when combining Single A and AA Districts
- Prior to discontinuing Overachiever metric, Riverview was annually in the top 5 in PA

*Decade ranks due to **NO** statewide data due to pandemic

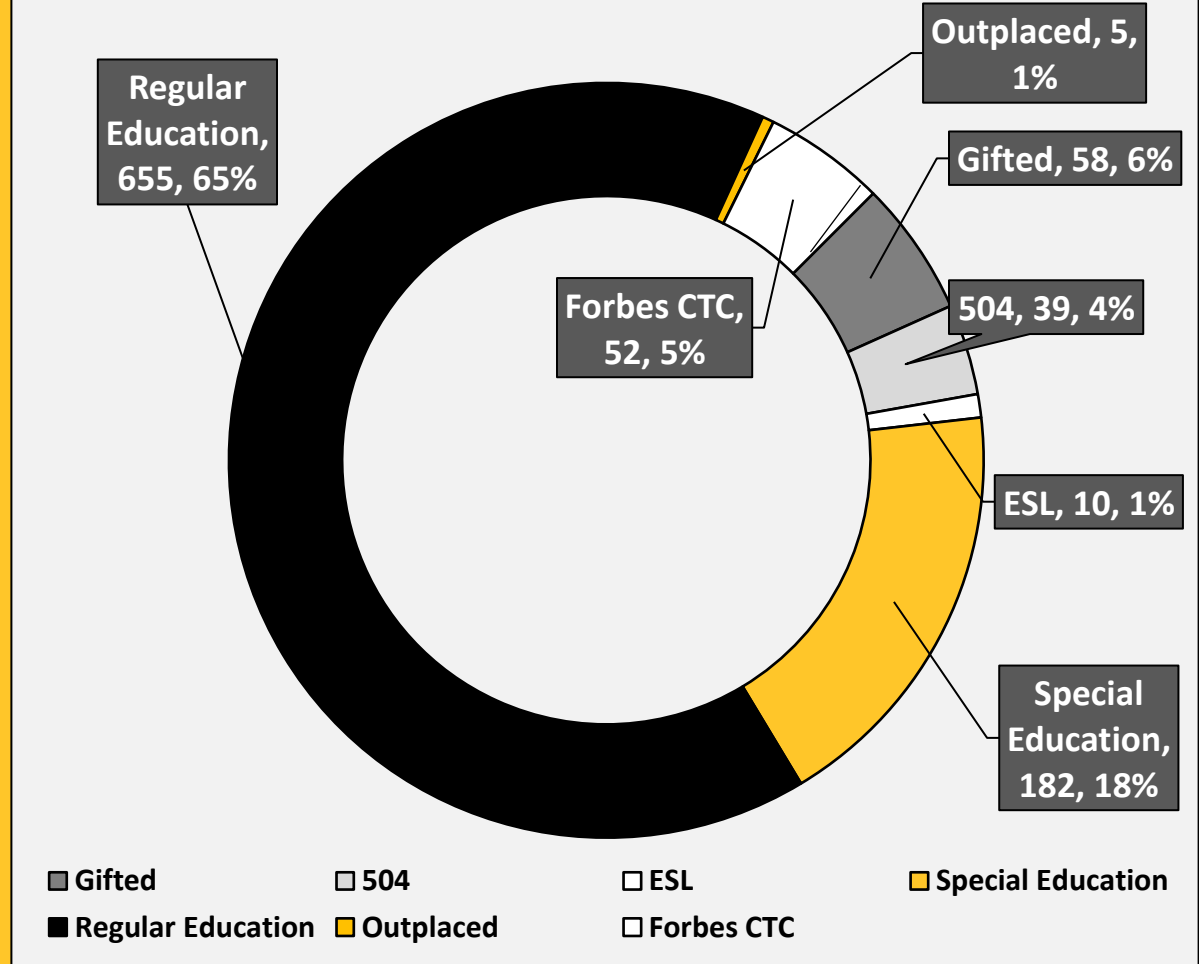
2024-2025 STUDENT DEMOGRAPHICS

Registered Riverview Students as of 9/6/24



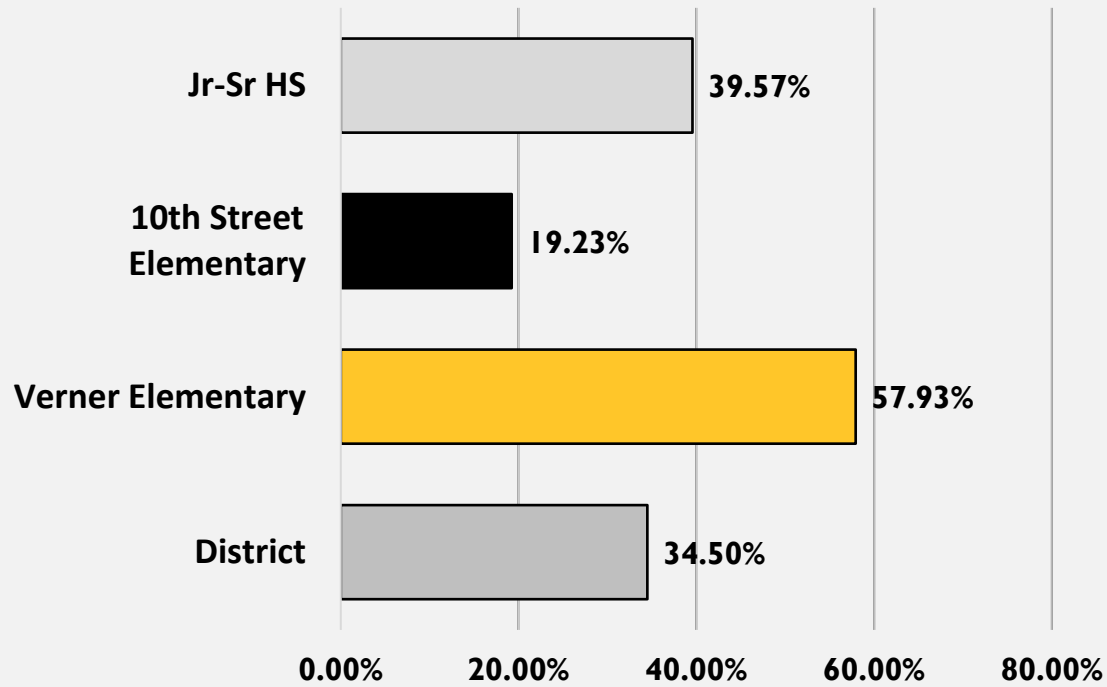
Total Students (including outplacements): **1001** (up from 970)

Riverview Student Populations



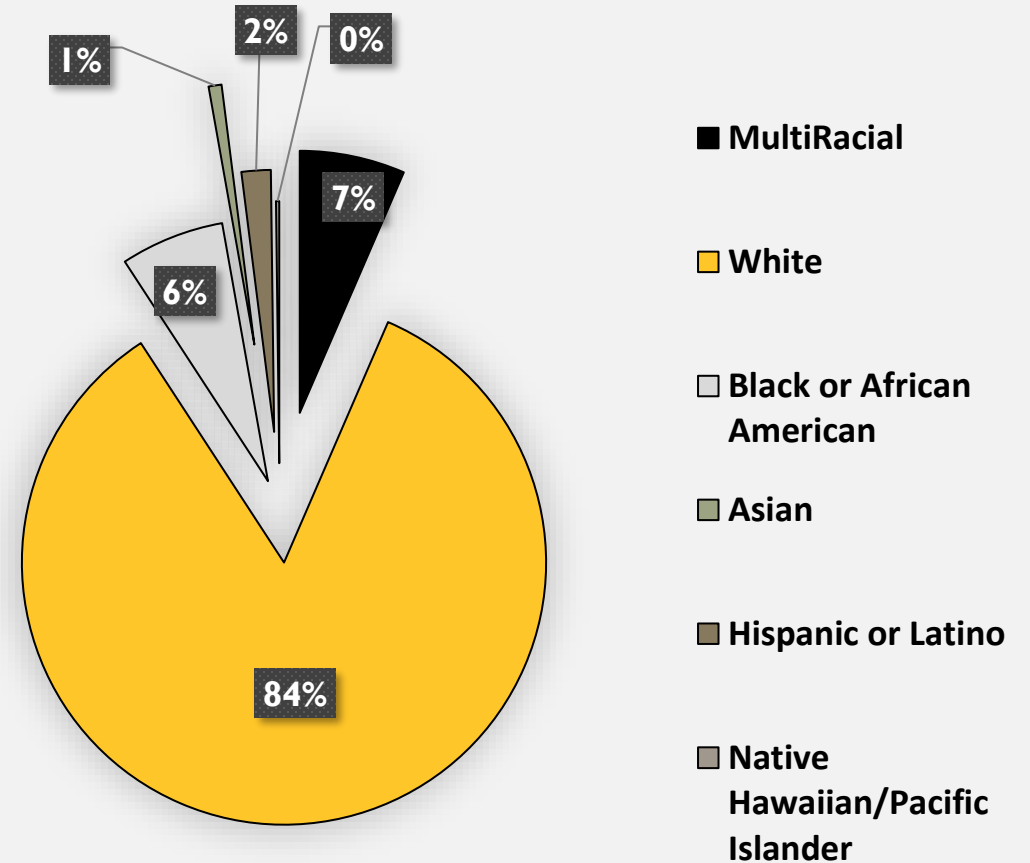
2024-2025 STUDENT DEMOGRAPHICS (CONT'D)

2024-2025 Economically Disadvantaged Identified Student Demographic

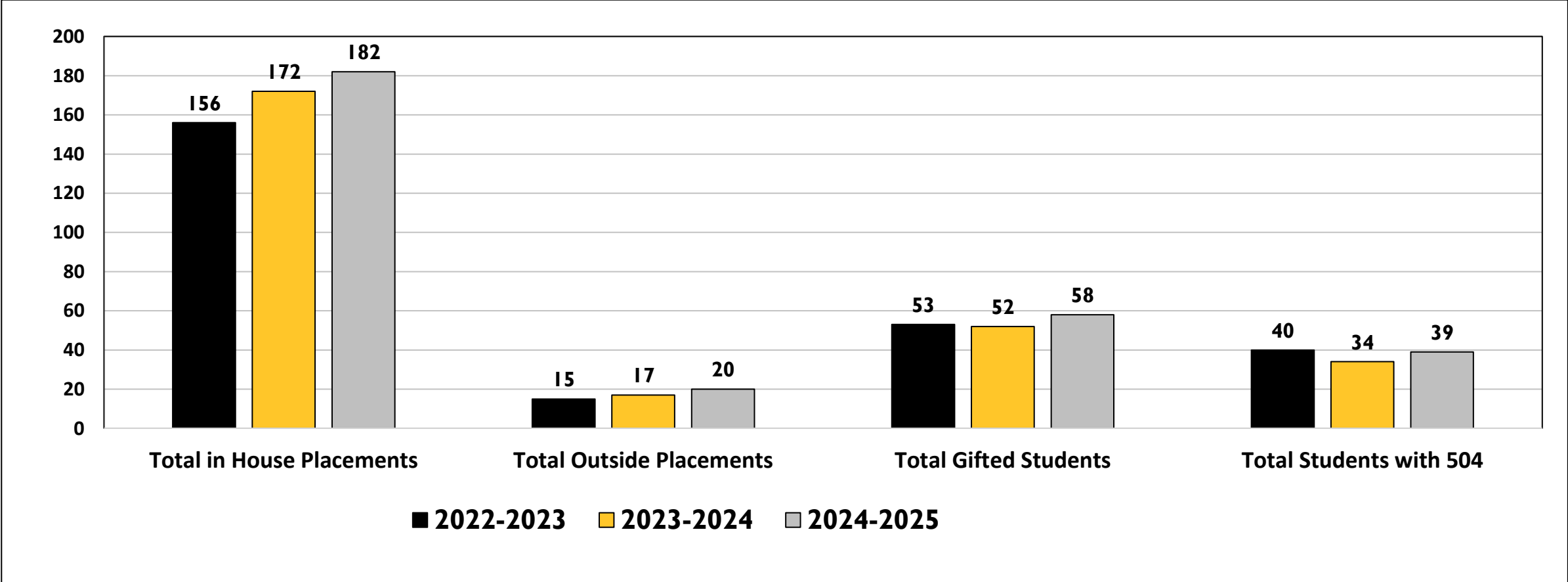


* Verner Elementary and the Jr-Sr HS meet requirements for Community Eligibility Provision (CEP) status, which provides free breakfast and lunch for all students

Race and Ethnicity Demographics

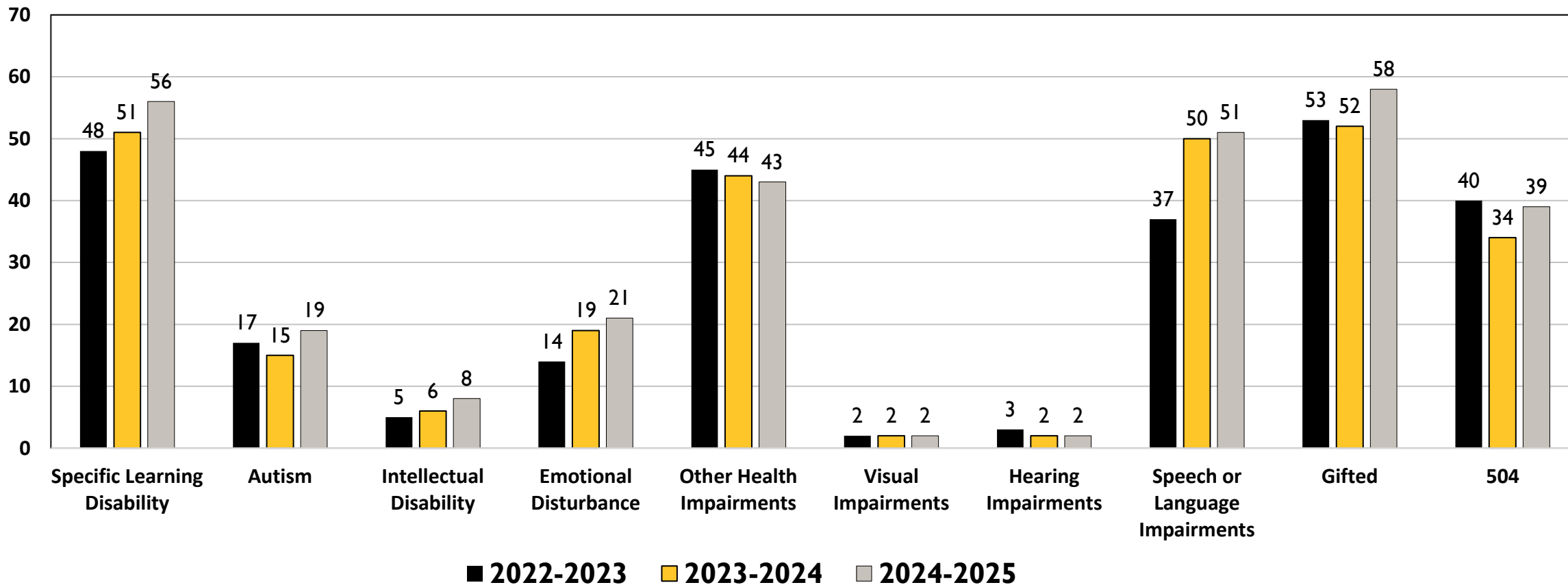


SPECIAL EDUCATION DEMOGRAPHICS



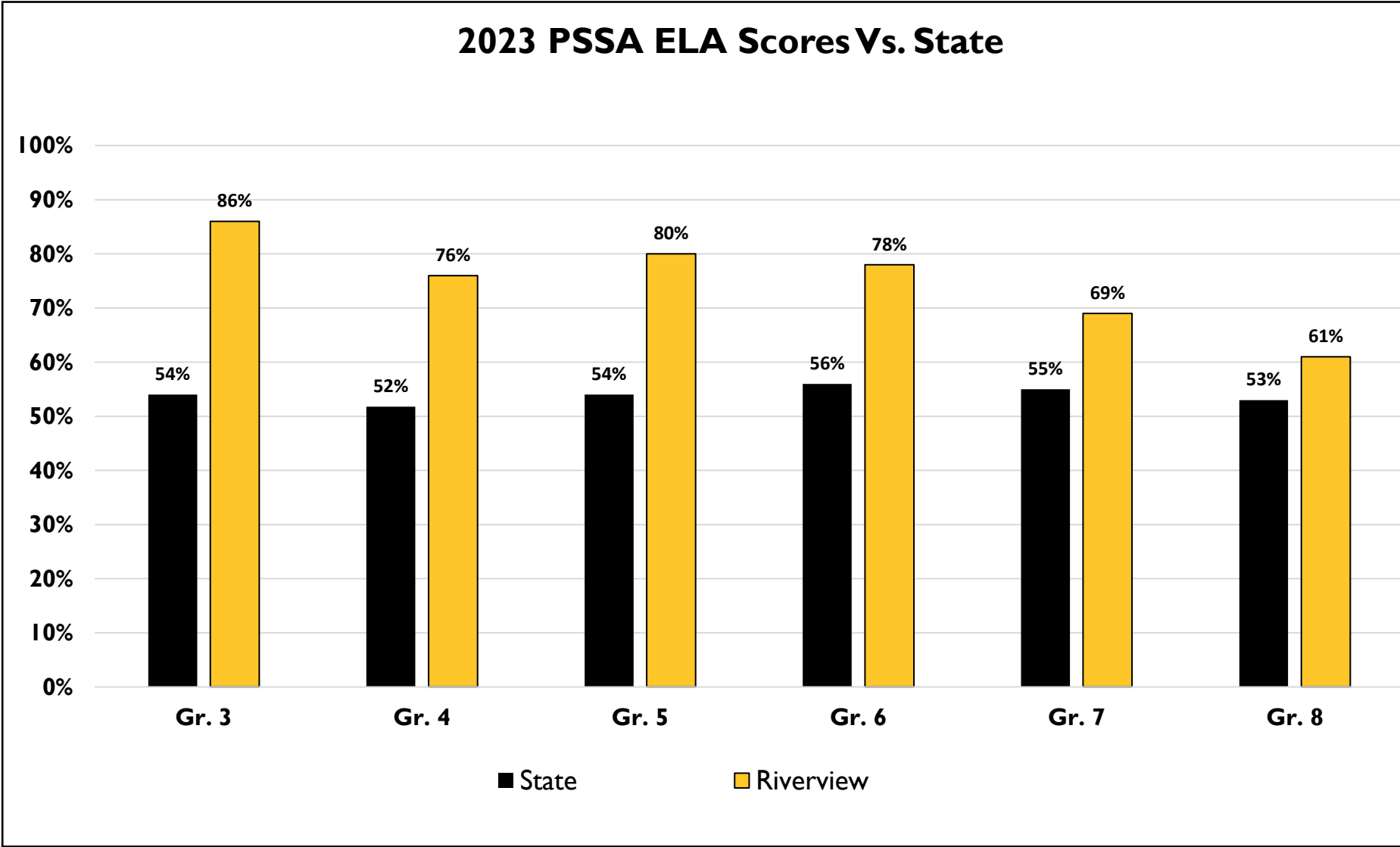
**Incoming Kindergarten students not yet included*
**Evaluations pending for the current school year; overall counts predicted to be similar to last year*

SPECIAL EDUCATION QUALIFYING EXCEPTIONALITIES



* 60 students currently qualify with more than one exceptionality

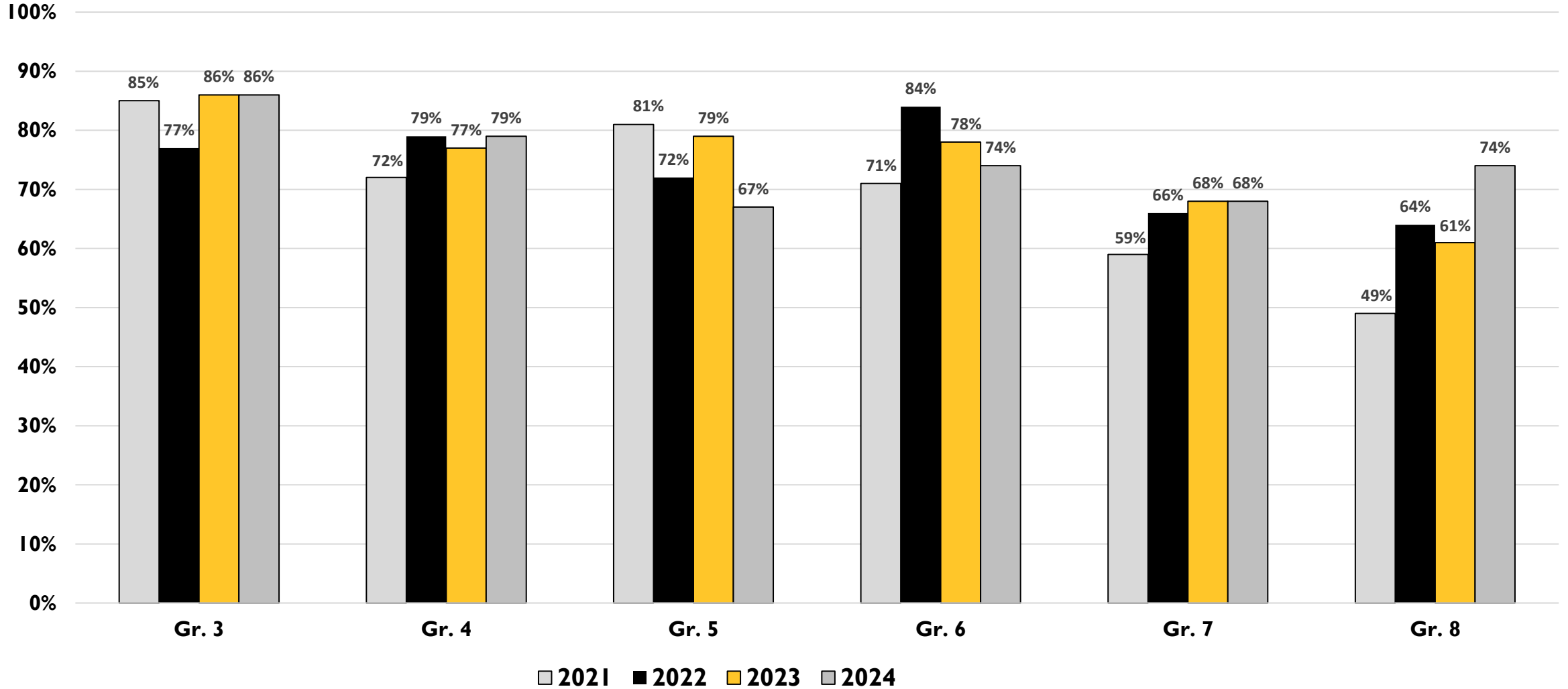
ACADEMICS – PSSA ELA



- Riverview overall Proficiency scores are consistently above state averages and comparative school districts
- Statewide decreases in ELA between grades 3-8; especially since the pandemic
- Finalized 2023 State PSSA scores are released in October
- District has purchased diagnostics for ELA and Math to assess and diagnose learning gaps related to the pandemic and growth looks impressive
- New standard-aligned resources implemented this year (CKLA) devoted to growth in ELA and growth on an individualized student basis
- Data growth is incorporated into building level and teacher level Continuous Improvement Plans (CIPs)
- A focus on student growth and personalized learning pedagogy for students in 2023-2024

ACADEMICS – 2024 PSSA ELA

% Proficient and Advanced – 5 Year Summary



PENNSYLVANIA VALUE ADDED ASSESSMENT SYSTEM (PVAAS) - ELA

PSSA English Language Arts - 4-8

2023

4

Well Below



5

Meets




6

Well Above



7

Well Below



8

Below



Across Grades

Well Below




i-Ready Reading Overall - K-12 Full Year - BOY to EOY

2023

K

Well Above



1

Meets




2

Above




3

Below



4

Below



5

Meets




6

Meets




7

Meets



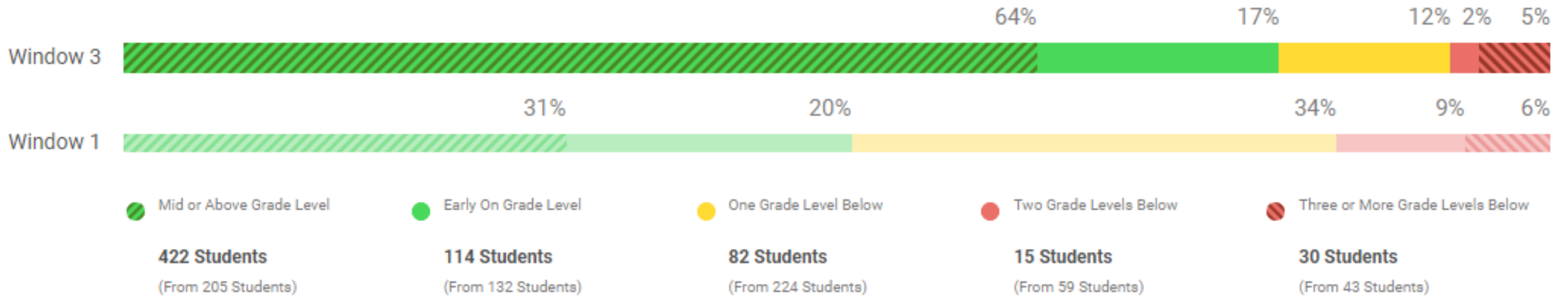
8

Meets



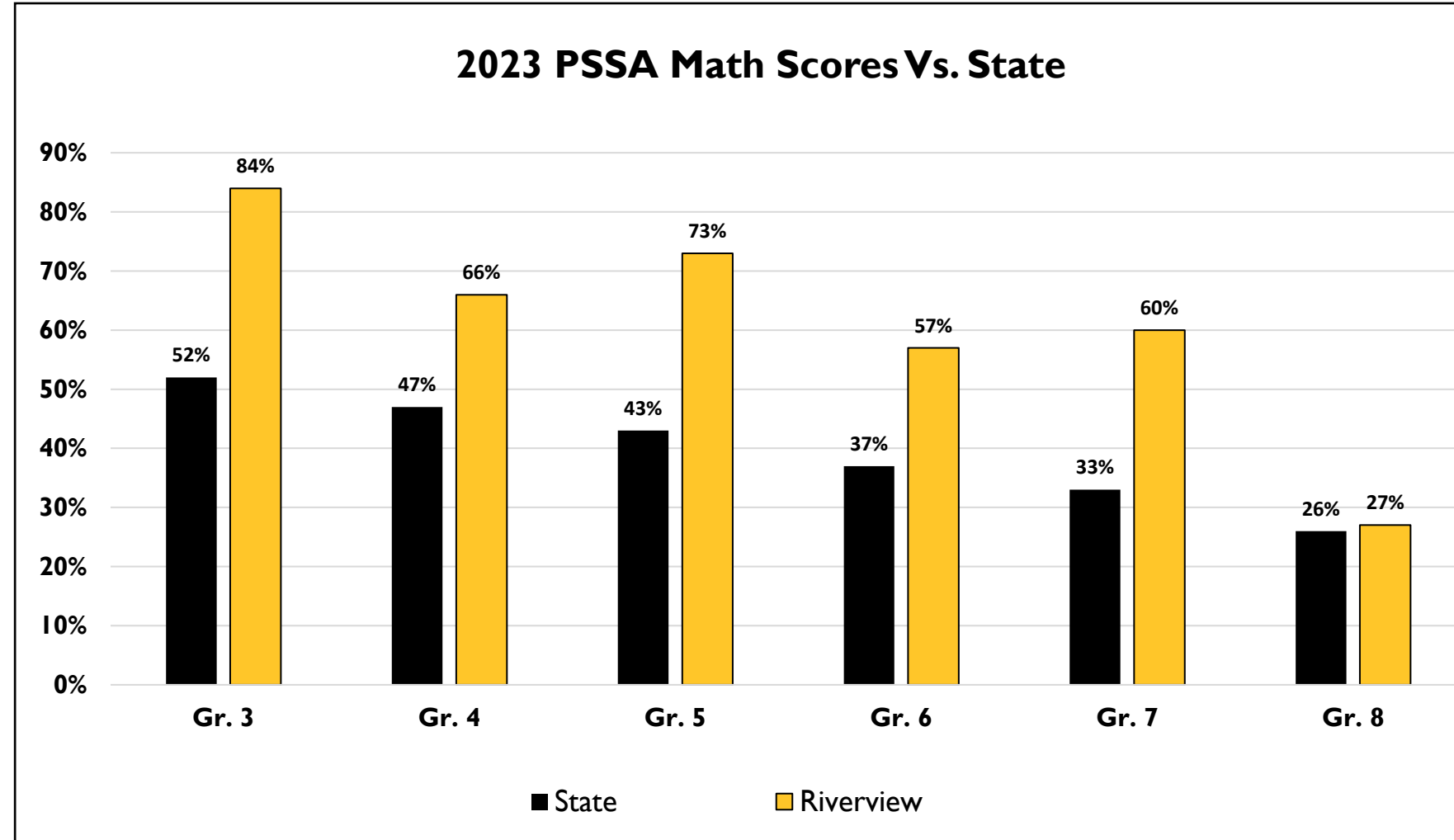
- PVAAS growth scores have shown improvement each year, although has room to grow
- Most students making stretch growth on iReady diagnostic scores (10th Street Elementary top of the State – 57% reaching stretch growth)
- PVAAS scores for iReady are improving, but still need a tighter correlation to the iReady scores
- Growth is a target area for all ELA teachers as a part of their Continuous Improvement Plans (CIP)
- Last year was Year 1 of a more rigorous ELA curriculum with extensive training for teachers - in Year 1 – Amplify CKLA; hoping to see additional growth, especially in PVAAS data

ACADEMIC GROWTH – iREADY READING

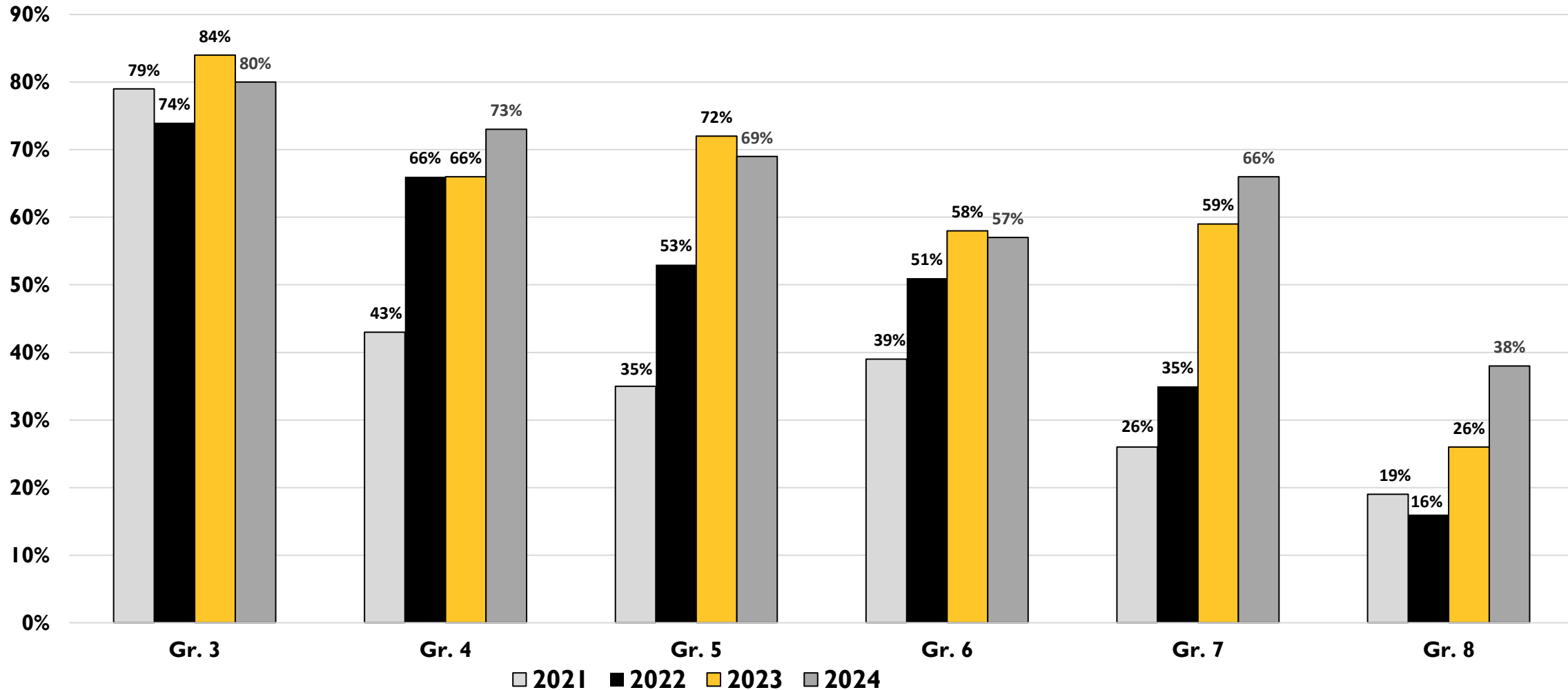


- iReady - Individualized reading education for every student K-8 based on diagnostic results (3 times a year)
- Data shows SIGNIFICANT yearly growth on grade level expectations
- Significant improvement on reading proficiency across at all three schools in the District
- Students complete at least 2 online lessons of individualized instruction per week in reading
- High stretch growth rates across the District (34% at Verner, 37% at the Jr-Sr HS, and **56% at 10th Street**)
- Anxiously awaiting upcoming PVAAS scores (expecting an alignment between iReady and PVAAS)
- Continued focus on student growth, as per the Riverview Strategic Plan

ACADEMICS – PSSA MATH



- Riverview overall Proficiency scores far exceed State scores, except grade 8
- Major improvements from the prior year in terms of overall proficiency in math in 2024 year results, however
- Strong iReady improvement scores, showing significant improvement and student growth
- Eureka Math – Highly Measured and rigorous math program
- Math exploration committee considering new math curricular resources, more rigorous and appropriate for Riverview students (Reveal Math, Ready Math)
- Math is a focus area for administrators and teachers across the District and is addressed in continuous improvement plans (CIPs)

ACADEMICS – 2024 PSSA MATH**% Proficient and Advanced – 5 Year Summary**

PENNSYLVANIA VALUE ADDED ASSESSMENT SYSTEM - MATH

PSSA Math - 4-8

2023

4



5



6



7



8



Across Grades



i-Ready Math Overall - K-12 Full Year - BOY to EOY

2023

K



1



2



3



4



5



6



7



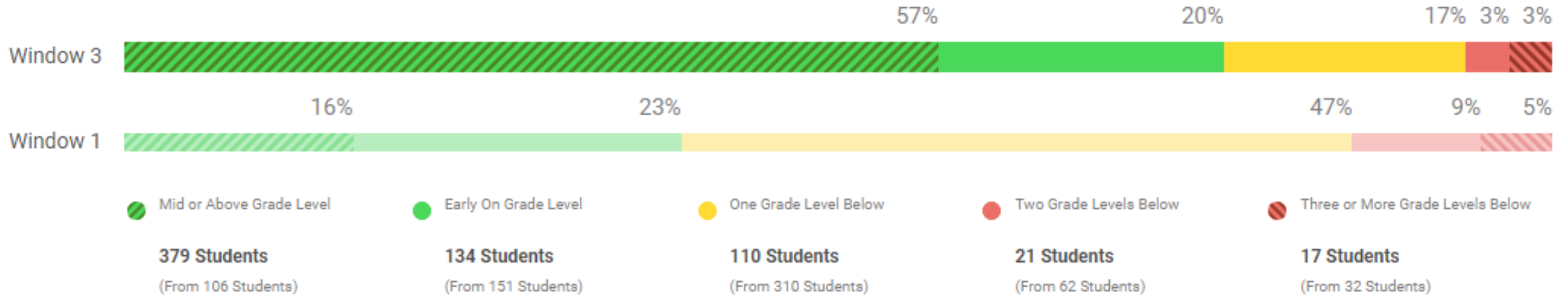
8



- PVAAS growth scores have been a continued focus for Riverview, and have shown improvement in many grades, grades 4 and 8 remain a focus area
- iReady scores show SIGNIFICANT growth last year, including growth in grades 4 and 8, and across the District
- Anxiously waiting for PVAAS scores to see a tighter correlation between PVAAS and iReady
- Student growth is a target area for all Math teachers as a integral part of their Continuous Improvement Plans (CIP), as per Strategic Plan
- Currently in the fourth year of full implementation of Eureka, but exploration team looking at Ready and Reveal, which are both more rigorous and appropriate for Riverview students



ACADEMIC GROWTH - iREADY MATH

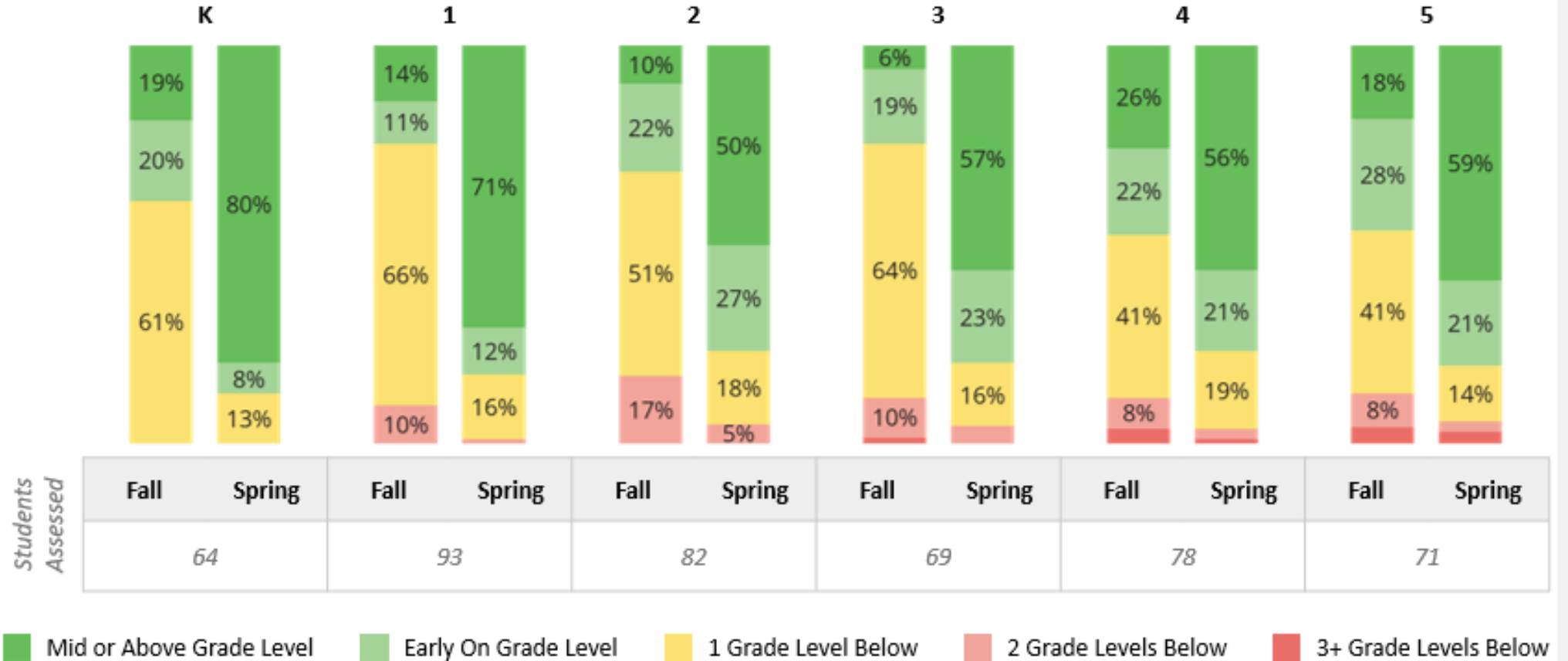


- iReady - Individualized math education for every student K-8 based on diagnostic results (3 times a year)
- Data shows SIGNIFICANT yearly growth on grade level expectations
- Improvement on math proficiency across all three schools
- Students complete at least 2 online lessons of individualized instruction in math per week
- Noteworthy stretch growth rates across the District (38% at 10th Street, 43% at Verner, 48% at the Jr-Sr HS)
- Anxiously awaiting upcoming PVAAS scores (expecting an alignment between iReady and PVAAS)
- Continued focus on student growth, as per the Riverview Strategic Plan

ACADEMIC GROWTH – iREADY OVERALL

How Have Relative Placements Changed From Fall to Spring?

Placement Distribution, Fall 23-24 to Spring 23-24



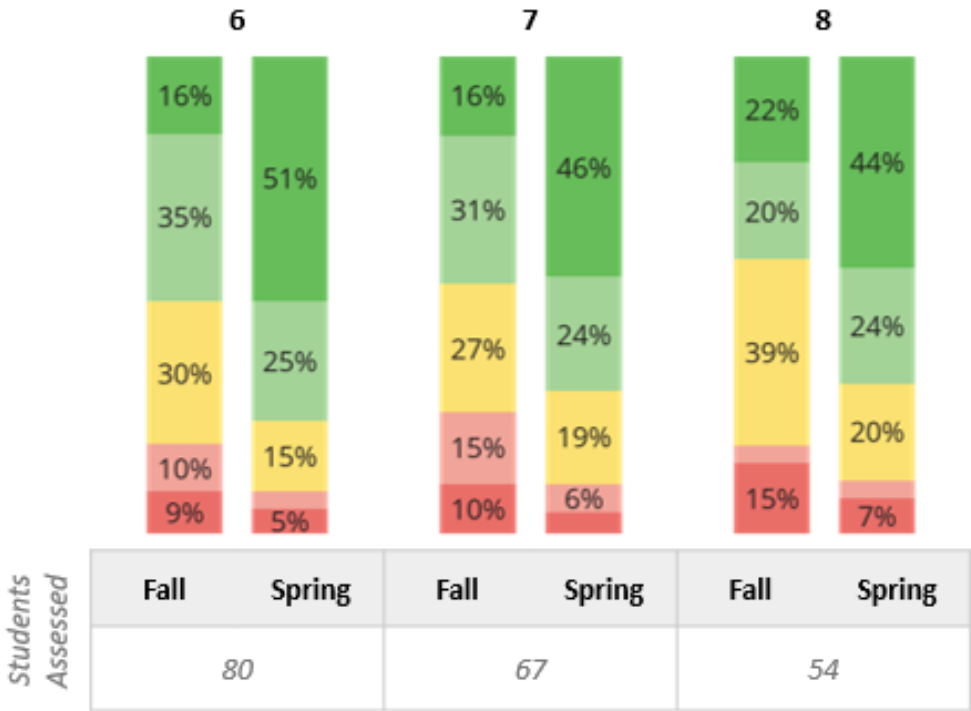
i-Ready's criterion referenced placements are an indication of what students are expected to know at each grade level. The mid or above grade level placement refers to students who may be considered proficient for their grade.

****K-5 data shows significant growth in reading and math combined from fall 2023 to spring of 2024**

ACADEMIC GROWTH – iREADY OVERALL cont'd

How Have Relative Placements Changed From Fall to Spring?

Placement Distribution, Fall 23-24 to Spring 23-24



■ Mid or Above Grade Level
 ■ Early On Grade Level
 ■ 1 Grade Level Below
 ■ 2 Grade Levels Below
 ■ 3+ Grade Levels Below

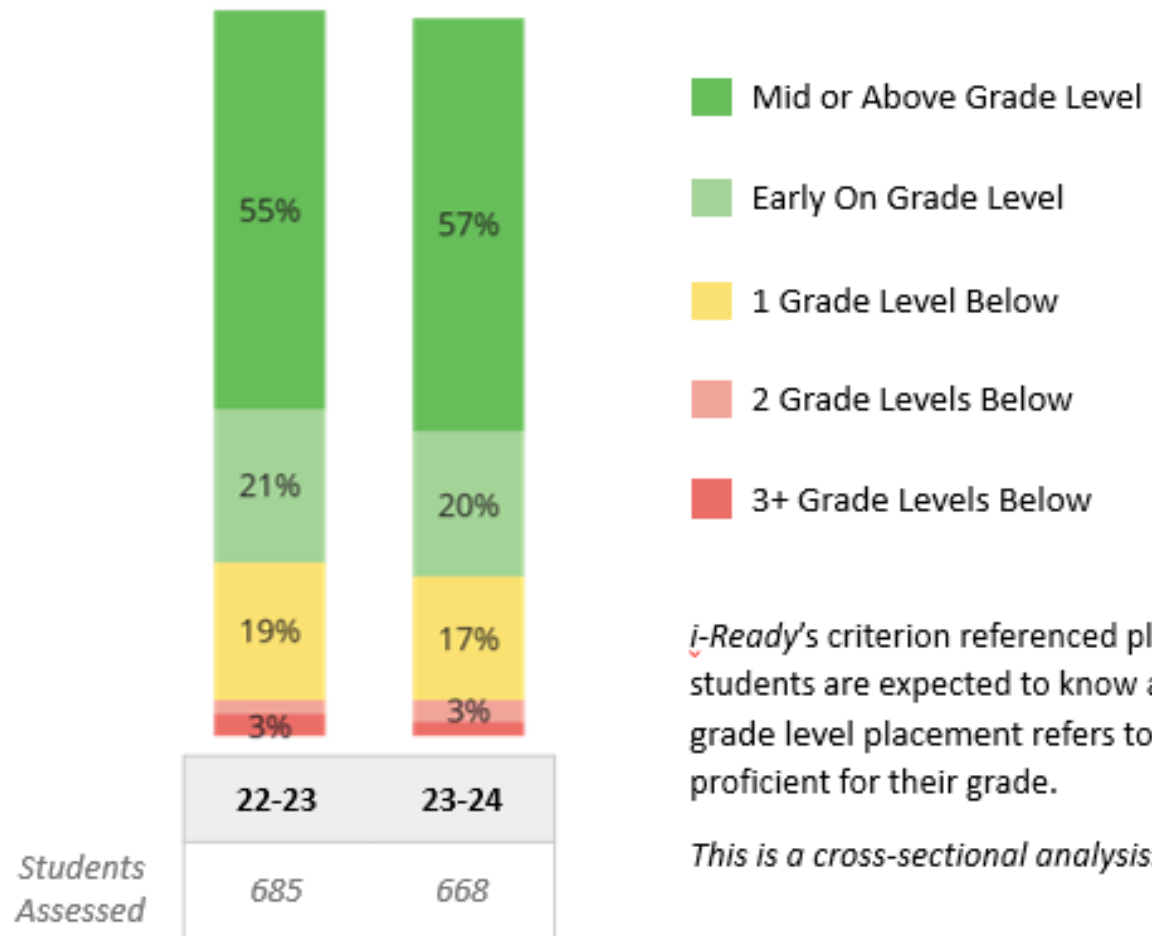
i-Ready's criterion referenced placements are an indication of what students are expected to know at each grade level. The mid or above grade level placement refers to students who may be considered proficient for their grade.

***Gr. 6-8 data shows significant growth in reading and math combined from fall 2023 to spring of 2024**

ACADEMIC GROWTH – iREADY YEARLY PLACEMENT DATA

How Have Relative Placements Changed From **Spring to Spring?**

Placement Distribution, Spring 22-23 to Spring 23-24



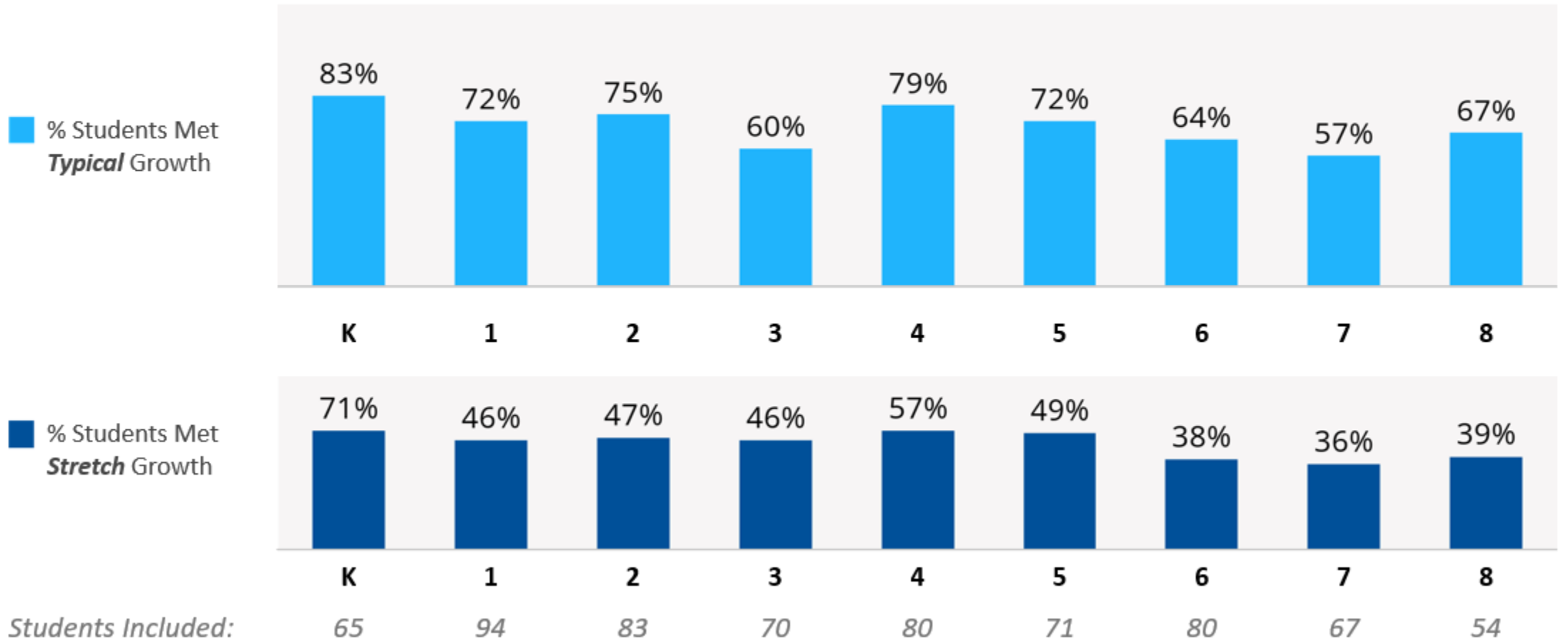
i-Ready's criterion referenced placements are an indication of what students are expected to know at each grade level. The mid or above grade level placement refers to students who may be considered proficient for their grade.

This is a cross-sectional analysis.

STUDENT GROWTH – iREADY READING

How Are Students Progressing Toward Typical and Stretch Growth?

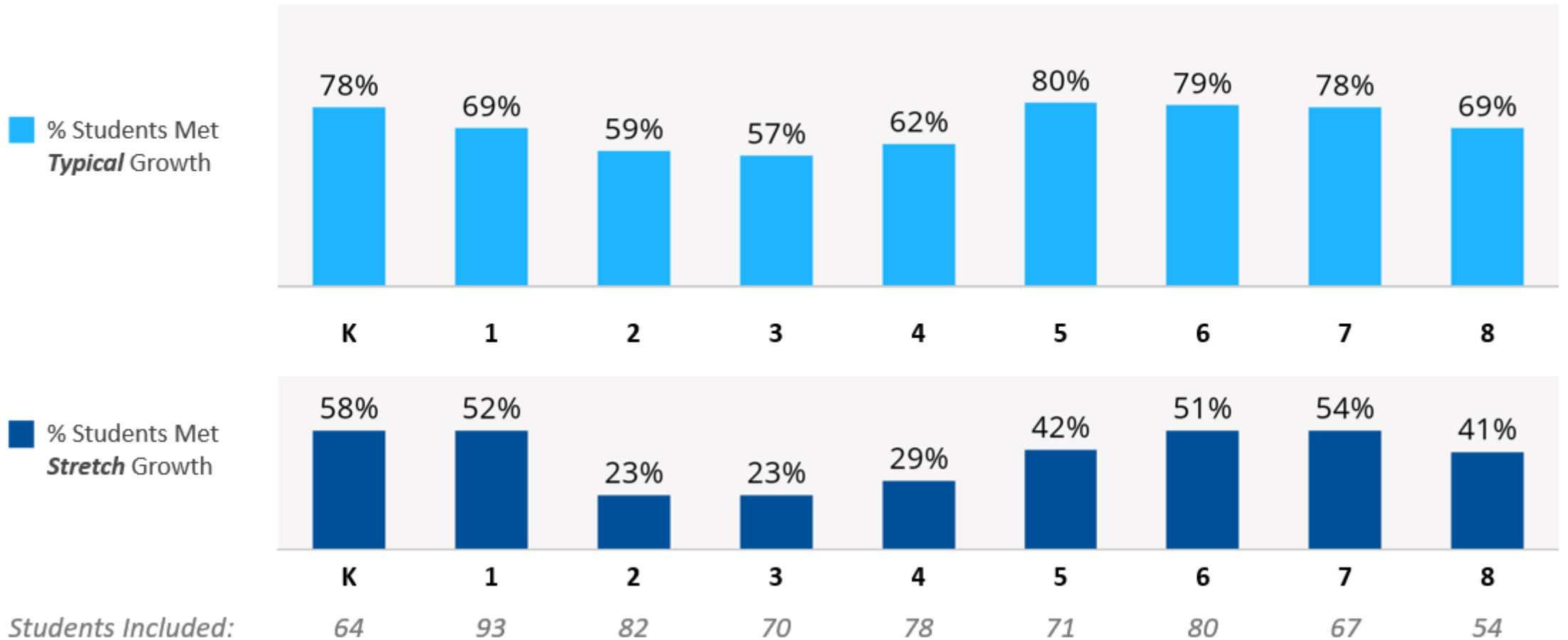
% Students Who Met Typical and Stretch Growth



STUDENT GROWTH – iREADY MATH

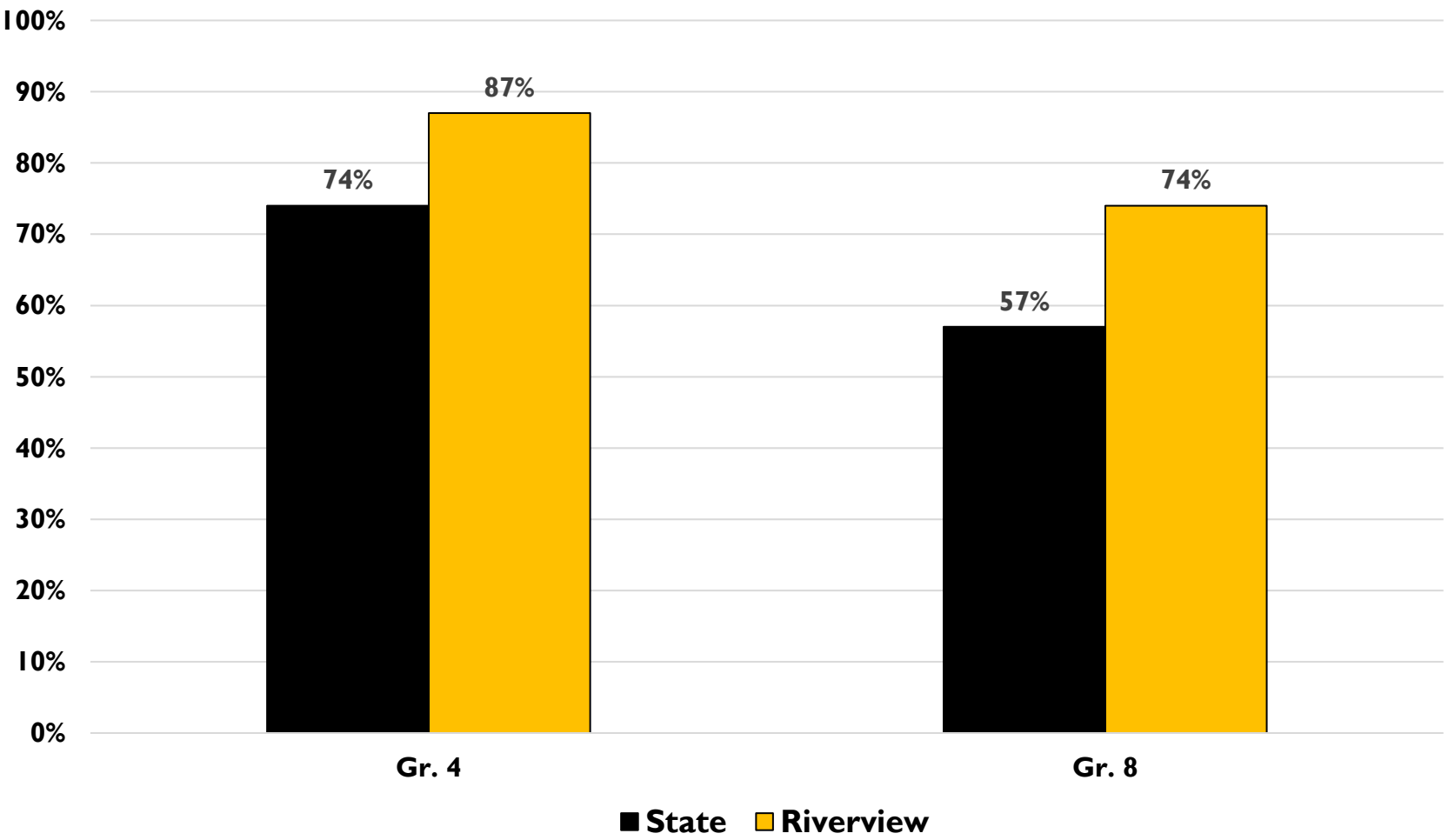
How Are Students Progressing Toward Typical and Stretch Growth?

% Students Who Met Typical and Stretch Growth



ACADEMICS – PSSA SCIENCE

2023 PSSA Science Scores Vs. State

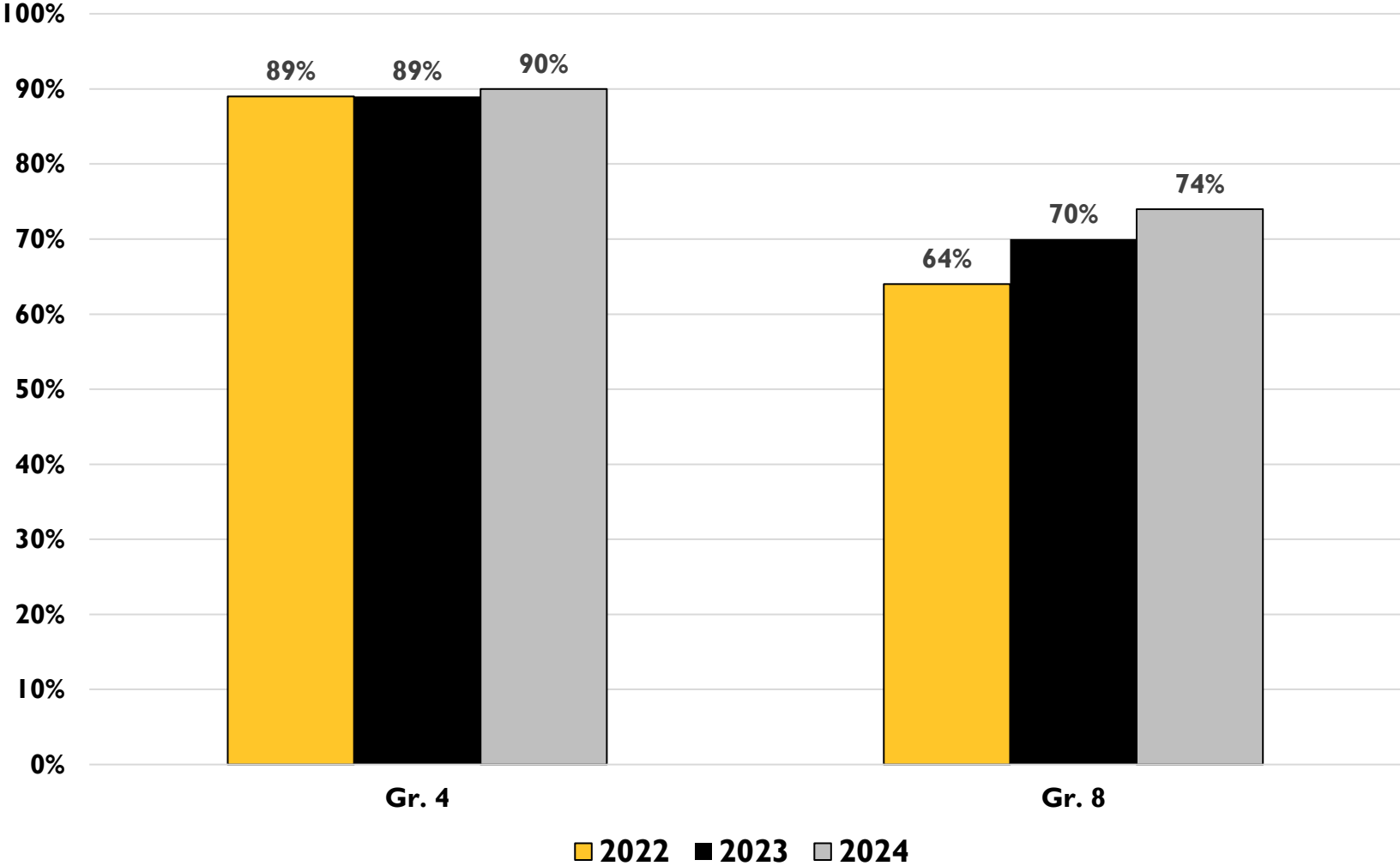


- Riverview overall Proficiency scores are consistently well above state averages and comparative school districts
- Scores increased from last year
- Growth scores will continue to be a focus area
- 2024 implementation of a K-8 science resource (Savvas science) with laboratory experiences K-8; upgraded resources for Jr-Sr HS science courses as well
- Science and STEAM alignment will continue to be a focus area in the coming years
- Addition of a 6th grade STEAM course last year with positive results



ACADEMICS – 2024 PSSA SCIENCE

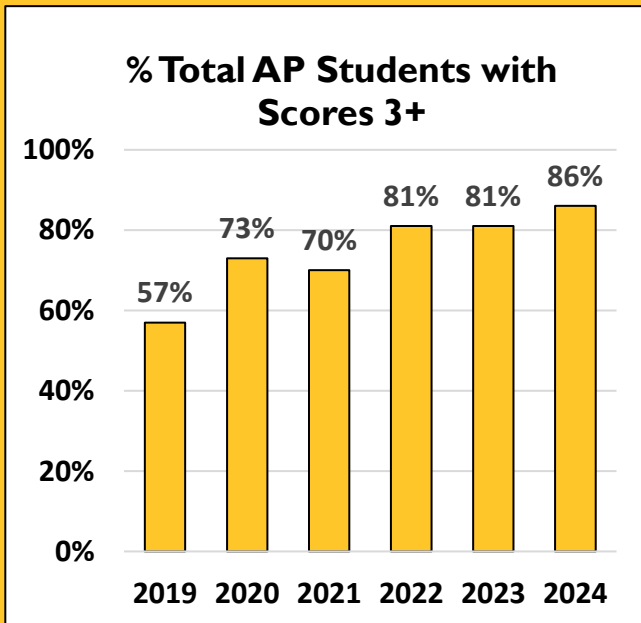
% Proficient and Advanced – 3 Year Summary



- Riverview overall Proficiency scores are consistently above state averages and comparative school districts
- Growth scores and standards alignment will continue to be a focus
- Science and STEAM alignment will continue to be a focus
- Creating a K-12 STEAM scope and sequence through our partnership with ABC Create
- 2024 implementation of a K-8 science resource (Savvas science) with laboratory experiences K-8; upgraded resources for Jr-Sr HS science courses as well

ACADEMICS – ADVANCED PLACEMENT (AP) AND KEYSTONES

Riverview HS AP Summary					
	2020	2021	2022	2023	2024
Total AP Students	40	42	42	43	49
Number of Exams	84	77	92	97	115
AP Students with Scores 3+	29	30	34	35	42
% of Total AP Students with 3+	72.5	69.8	81	81.4	85.7



- **86% of all students pass** (receive a 3 or better) on AP exams. Higher than most schools in Allegheny County (PR – 78%)
- **8 AP Scholar Awards** given to a student who scored 3 or more on at least three AP exams.
- **4 AP Scholar with Honor Awards** given to students who averaged a minimum of a 3.25 on the AP exams they took and scored a 3 or more on at least four of those exams.
- **5 AP Scholar with Distinction Awards** given to students who averaged a minimum of 3.5 on all their AP exams and scored 3 or more on at least 5 of these exams.

Algebra Keystone Data % Proficient and Advanced		
Year	RSD Score	State
2019	79.7%	63.3%
2020	pandemic*	
2021	73.4%	62.4%
2022	70.2%	63.9%
2023	34.2%	35.1%

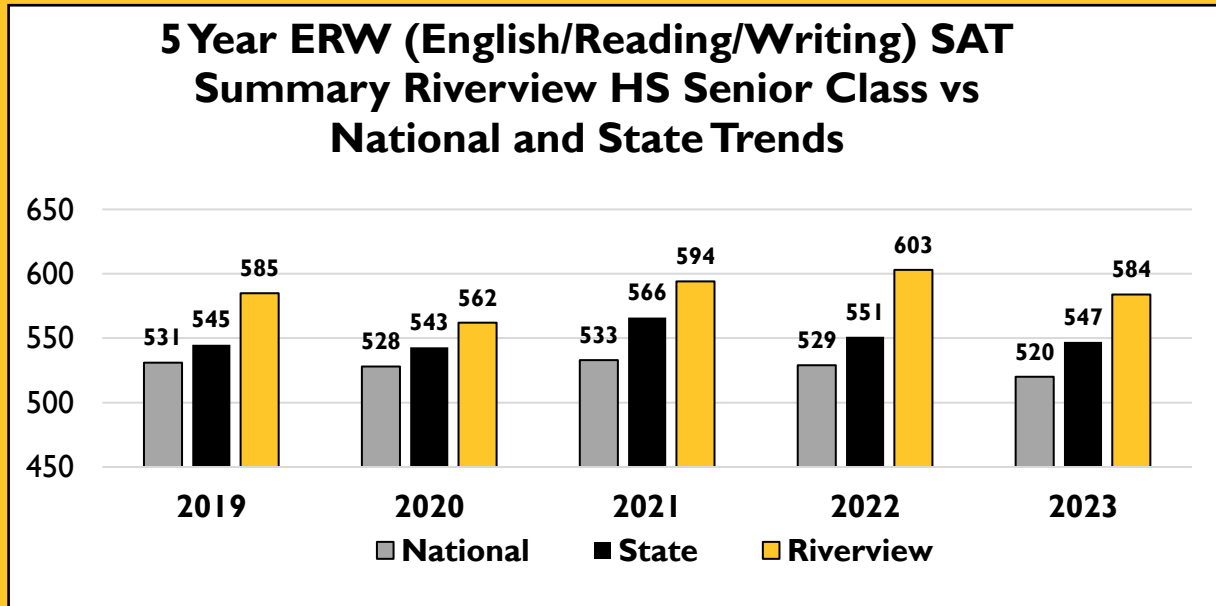
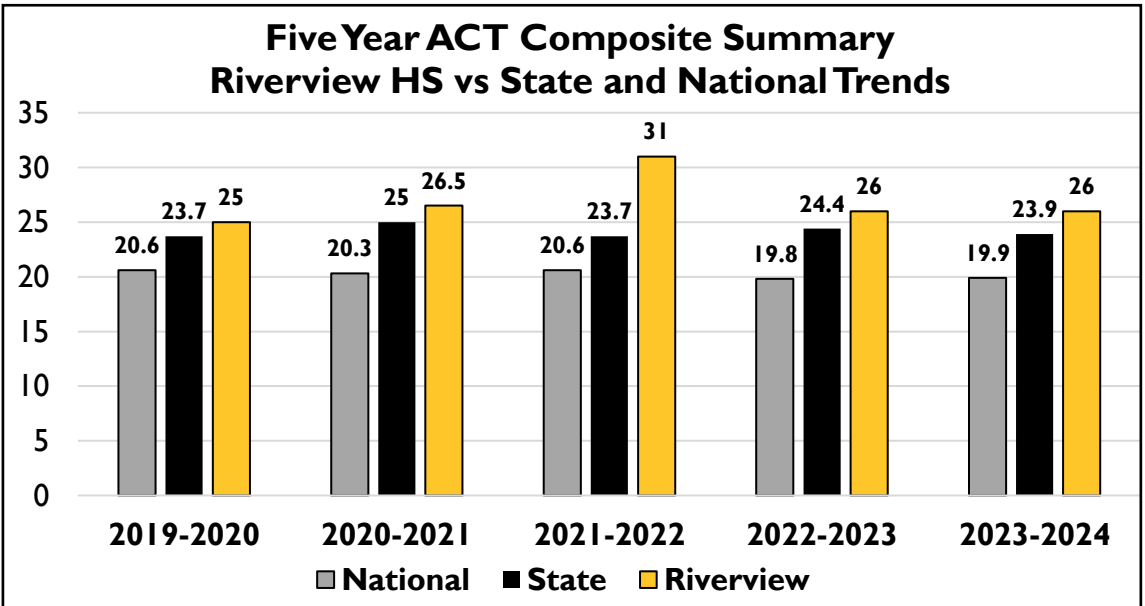
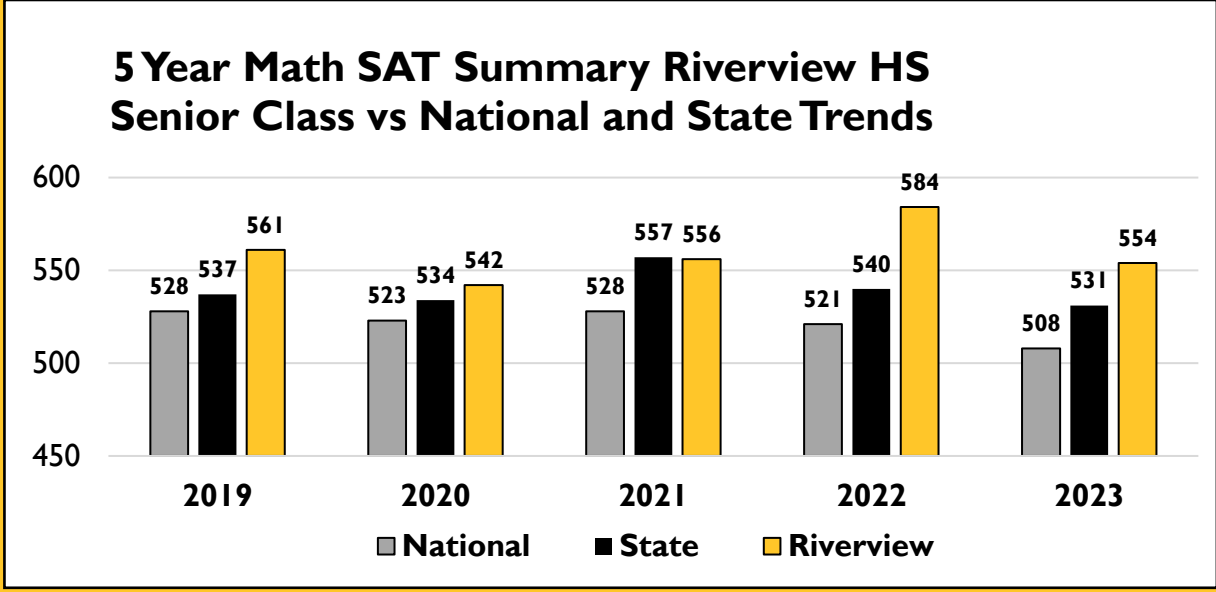
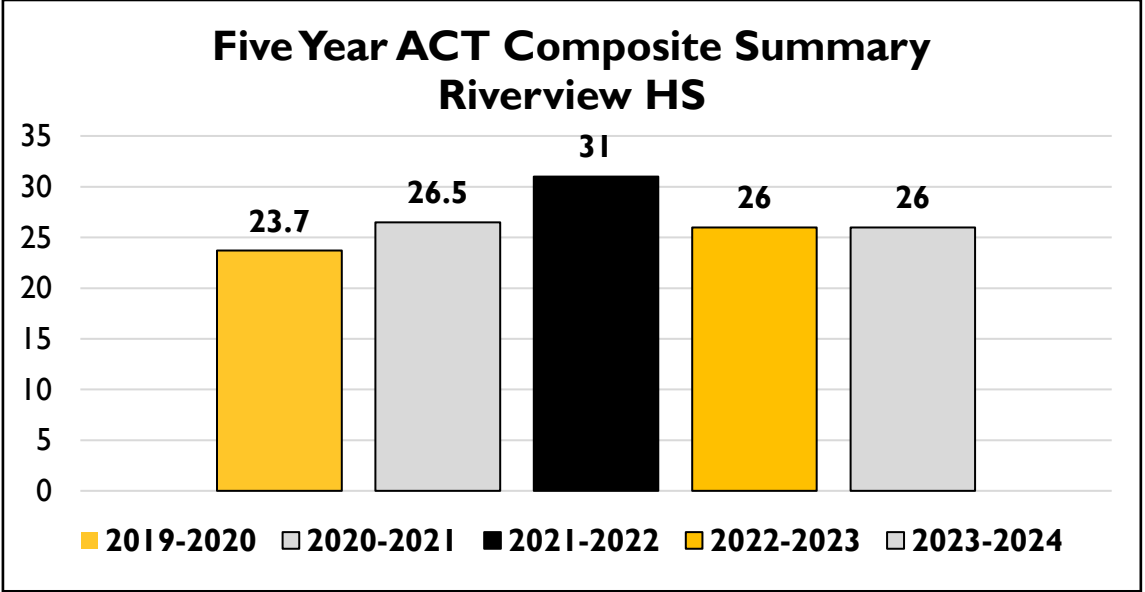
Literature Keystone Data % Proficient and Advanced		
Year	RSD Score	State
2019	79.7%	71.5%
2020	pandemic*	
2021	pandemic	49.6%
2022	72.3%	64.9%
2023	66%	65.3%

* No tests in 2020 affected the state scores

Biology Keystone Data % Proficient and Advanced		
Year	RSD Score	State
2019	72.3%	63.2%
2020	pandemic*	
2021	69.1%	67.6%
2022	pandemic*	
2023	55.3%	50.7%

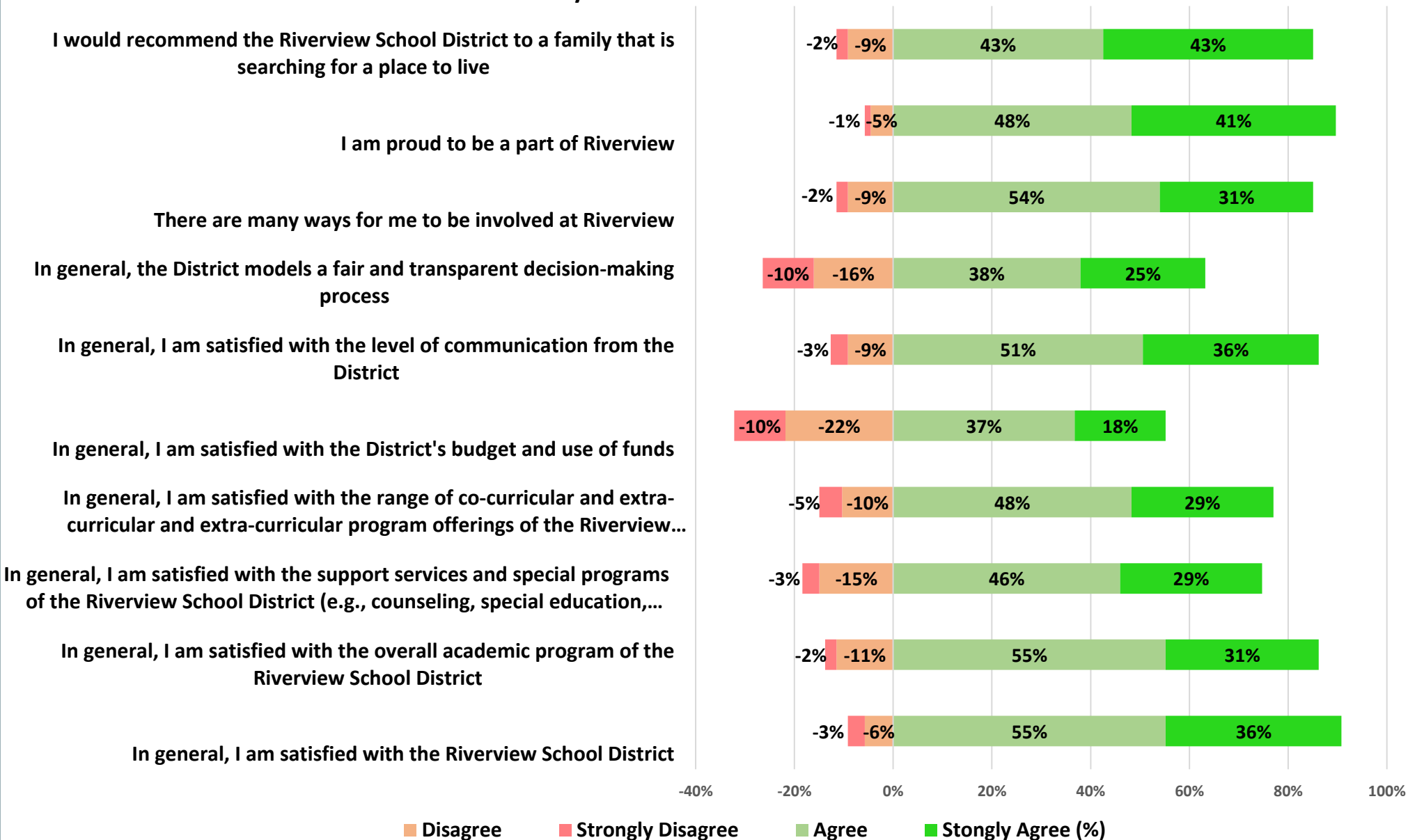
- *Keystones above state averages and commensurate to (or better than) surrounding schools*
- *Preliminary cohort scores in 2024 show a resurgence in Algebra and Literacy scores (14% growth)*
- *GROWTH will continue to be a focus area for both PSSAs and Keystones*
- *SAT and AP scores continue to rise*

ACADEMICS - ACT AND SAT



2023-2024 PARENT SURVEY HIGHLIGHTS

Parent Survey 2023-2024 Overall Satisfaction Rates



HIGHLIGHTS

- Overall satisfaction rates amongst community and staff extremely high across most areas
- Teachers and administrators are categorized as approachable, responsive, and accessible
- Respondents say their children are prepared for grade level/school transitions, and have an appropriate degree of challenge
- Respondents pleased with classroom spaces and infrastructure
- High satisfaction rates with the communication from the Superintendent, Administration and Teachers

FOCUS AREAS

- Raising community awareness of budgetary processes, decision-making and budgetary constraints
- Master planning
- Analysis and feedback from community regarding school start times, transportation, cell phone use and building grade bands

SAFETY AND SECURITY / BUILDINGS AND GROUNDS ACHIEVEMENTS AND GOALS

2023-2024 Highlights

- Updated the emergency boxes at all three buildings, to work in collaboration with our emergency responders
- Explored the purchase of additional trauma kits for each school
- Held a real-life evacuation drill for the Jr-Sr HS and made adjustments to the emergency plan
- Upgraded the phone system to ensure emergency communication is responsive and efficient across the District
- Transitioned the new Buildings and Grounds Director to successfully add safety and security to their job responsibilities
- Upgraded our District-wide emergency communication systems
- Worked collaboratively with first responders in all fire, lockdown and evacuation drills
- Hosted a comprehensive police training on response to school tragedies
- Upgraded the boiler at the Junior-Senior High School
- Upgraded the Junior-Senior high school athletic entrance
- Installed safety decals on all exterior doors at all three schools
- Painted and installed safety features to curbs
- Updated sound systems at all three buildings
- End of life upgrade to Riverside park scoreboard to adhere to new PIAA standards
- Installed a full gas line replacement at the Junior-Senior high school, adhering to strict safety guidelines
- Made significant progress on the athletic field lighting project, including grant funding and work with our current partners
- Tree trimming at all three buildings
- Bench installation at all three buildings

2024-2025 Goals and Focus Areas

- Work with the Oakmont and Verona police departments to meet the security requirements that the law has set forth for 2025-2026
- Analyze and set a path toward a more permanent solution to the elementary playground grass areas
- Complete end-of-life upgrades to the main cooking kitchen in the District at the Junior-Senior High School
- Work in collaboration with Oakmont Borough to make upgrades to the Junior-Senior HS baseball fields
- Work with the Borough to continue to explore funding sources to fully fund and complete the light project at Riverside Park
- Continue to install safety decals to the Junior-Senior high school entrances
- Update the locks and swipe systems in the District through grant funding
- Continue to hire custodians that support our District initiatives and establish and maintain a custodial substitute pool that is available and reliable
- Continue to update our District safety and evacuation plans
- Work with the Oakmont Police Department to train and update teachers with active shooter training
- Research and consider trauma kits through grant funding to be housed in classrooms across the District
- Work with District architects to analyze 10th Street and Verner Elementary school entryways to assess for safety and efficiency
- Upgrades to the 10th Street gym floor
- Replace Verner windows
- Replace walkie talkies and emergency plans
- Exterior doors reinforced and replaced at the Junior-Senior high school

EDUCATION ACHIEVEMENTS AND GOALS

2023-2024 Achievements

- Completed action steps to achieving the District Strategic Plan
- Successfully negotiated a multi-year teacher contract
- Began the creation of a K-12 social and emotional learning scope and sequence in order to focus on student mental health, soft skills, and career readiness initiatives
- Utilized iReady diagnostic results to focus on remediation, acceleration, and growth in reading and math K-8
- Made improvements to PSSA, Keystone and iReady scores across the District, especially in terms of student growth
- Explored and purchased standards-aligned K-12 science resources, with full implementation and training to occur in 24-25
- Continued to partner with regional STEAM consortiums to continue to bolster STEAM activities for all K-12 students
- Utilized PCCD grant monies to supplement mental health support to students and staff, with implementation to occur in 2023-2024
- Made major iReady growth score improvement, especially in the area of “stretch growth” (10th St. Super Stretch Growth award)
- Moved to iReady lesson completion, which resulted in greater student stretch growth
- Implemented grant funded weekly Yoga and Mindfulness classes for students and staff across the District
- Continued with an iterative and comprehensive curriculum writing process, K-12
- Explored and purchased aligned curricular materials for the business, consumer education and tech departments
- Analyzed the Health and PE curriculum materials
- Offered the Calm App through grant funding for staff social and emotional health
- Made significant progress in hiring employees that represent the diverse backgrounds of our student population

2024-2025 Goals and Focus Areas

- Introduce and train staff to the standards-aligned K-8 science resource (Savvas Science)
- Continue with our first trimester math pilot (iReady Math and Reveal Math), including piloting and choosing a primary math K-8 resource in the first trimester for full training and implementation in 2025-2026
- Continue our focus on curriculum writing and moving toward a digital repository for lessons, assessments and curriculum, K-12
- Continue utilizing PCCD grant money to support the creation of a K-12 scope and sequence for teaching students the soft skills needed for today's job market. Specifically, lessons and experiences focused on citizenship, collaboration, resilience, critical thinking, etc.
- Continue to focus on student growth in all subject areas, and specifically, primary testing subjects such as math, ELA and science; utilizing data from the state and iReady to guide our work
- Continue to build on the stretch growth scores and successes of the iReady diagnostic and individualized lesson pathways for all students K-12
- Continue to research and build relationships with local colleges in order to build on our college in high school experiences
- Create a K-12 history and social studies exploration committee to assess and consider primary resources for implementation in the 2026-2027 school year
- Provide additional professional development in science and ELA; to continue to strengthen pedagogy and efficacy
- CIP plans for every staff members, utilizing data to support student growth and goals; to include the distribution of data to all staff to support efforts

BUSINESS AND FINANCE ACHIEVEMENTS AND GOALS

2023-2024 Achievements

- Completed a master planning study, considering enrollment, finances and infrastructure to address future projections and cost-effective options for the short and long-term sustainability of the District
- Built a budget that is focused on the current and future sustainability of the district while being cognizant of the impact of tax increases on the public
- Spent the remaining bond funds to address priority needs to the District
- Hired and trained a new Business Manager and transitioned them into the District
- Partnered with the AIU to move to a new payroll system for the District and trained staff on the new system
- Established new budgetary practices for the administration and staff with the addition of a new Business Manager
- Procured a \$20,000 grant award for lead and radon testing for the district
- Renegotiated a copier contract, with significant multi-year savings to the District
- Negotiated with a new bank, with significant annual savings and competitive interest rates
- Procured a new insurance carrier to the District, with significant cost saving

2024-2025 Goals and Focus Areas

- Present the master planning study available for board and public scrutiny and consideration; with a focus on cost structure and cost savings to the District
- Negotiate a new multi-year transportation contract to provide short and long-term sustainability and cost savings to the district
- Negotiate a fair and appropriate RESPA contract for future years
- Create a budget that continues to balance fiscal responsibility with program innovation, while being cognizant of the burden on local taxpayers
- Look to save money and consider fungible opportunities to meet focus areas within the constraints of the existing budget
- Analyze cost-effective possibilities to meet the school security officer mandate for the 2025-2026 school year
- Work with the administration and board to effectively communicate financial information to the public in a manner that will be transparent and well-received

STUDENT LIFE ACHIEVEMENTS AND GOALS

2023-2024 Achievements

- Continued to keep a keen focus on creating and bolstering student-centered opportunities for all students K-12
- Consistently highlighted/acknowledged student leadership/participation and their accolades
- Bolstered traffic on the district website and our social media pages by highlighting student life experiences for students
- Maintained current grant-funded mental health staffing to support students and staff
- Continued our work to infuse restorative practices into our work with students
- Updated administrative regulations/practices to meet the guidelines of the bullying, tobacco and vaping
- Created new co-op agreements with Allegheny Valley for wrestling, girls' softball and golf to expand opportunities for students
- Attained trademark rights for an alternate athletic logo to highlight on our campuses and in our athletic store
- Continued to build community partnerships to provide additional options for students to make connections between school and work
- Better utilized our parent database for job shadowing and career education to our students
- Increased student enrollment
- Updated the Student Athletic Handbook
- Added three indoor projects for decals that are geared toward making the environment better for students

2024-2025 Goals and Focus Areas

- Maintain current athletic programs, clubs and activities for all students K-12
- Prepare and present a master planning study to the board and community to determine sustainable ways of meeting student and staff needs
- Update logos throughout the District to be uniform and consistent; adding to school spirit and consistent messaging
- Work with the Borough to explore funding sources to complete the light project at Riverside Park
- Continue to utilize grant monies to offer K-12 free Yoga and Mindfulness classes across all three buildings in the district and apply for new grants to sustain the program for additional years
- Continue to bolster mental health resources for students and families through grant funded opportunities
- Update high school scoreboard and gym pads
- Work with the USGA to support the junior-senior high school golf program
- Update the sponsorship procedures to solidify new revenues to the athletic programs and current equipment
- Support Mr. MacConnell's work in supporting the inclusive leaders club and the life skills students through grant funding
- Continue to consider additional opportunities for students while being creative with the budget

TECHNOLOGY ACHIEVEMENTS AND GOALS

2023-2024 Achievements

- Maintained the 1:1 computer/device program for all students and budgeted for a replacement plan for older devices
- Purchased and implemented online Dibels testing for all K-8 students in reading
- Explored a digital math assessment tool for the Title I students
- Updated district phone systems to move to more digital, safe and accessible communication across the District
- Maintained CKLA digital subscriptions for all students K-8
- Maintained iReady digital subscriptions for K-8 students
- Added additional employee hours to support the tech department to ensure the department is well resourced and efficient
- Purchased and updated a new District network through federal ESSER funds; improving bandwidth and coverage
- Updated all sound systems in all three buildings and in Riverside Park, running technology lines to all systems

2024-2025 Goals and Focus Areas

- Purchase and install new teacher desktops for all classrooms k-12
- Improving data connectivity between the student information system and application software
- Purchase and install new walkie talkies for emergency communication
- Install and implement the new science digital platform for all teachers
Maintain current online educational resources, making them functional and efficient, for easy use in the classroom
- Upgrade the content filter to ensure safety and security measures are air-tight
- Continue to develop a plan to ensure that each student in the District has a device that will appropriately support their in-person educational experience
- Work with the Superintendent to research and consider a more efficient and appropriate student information system to be implemented in the future
- Purchase and install a new sound system for the 10th Street Auditorium that will enhance board meetings, speakers and other auditorium events
- Develop a plan to encapsulate auditorium support into the technology department, including any training and support necessary
- Move to cloud-base Office 365 platform to provide additional protection and backup
- Maintain offsite data security backup systems to keep the network protected and secure

COMMUNICATIONS AND MARKETING ACHIEVEMENTS AND GOALS

2023-2024 Achievements

- Updated and distribute the 1-page real estate publication to local real estate agencies
- Continued to increase subscribers on our social media pages
- Maintained and continuously updated the District website to ensure content is current and relevant
- Added an alternate athletic logo to the branding guide and online Raider Store
- Unified all school campuses with unified and updated Riverview logos
- Distributed and communicated the feasibility study to the public
- Increased student enrollment with a focus on communications and marketing strategies, amongst other factors
- Drafted and distribute the Riverview Reporter to all Oakmont and Verona residents
- Made significant progress on the Riverside lights project, working with multiple community organizations

2024-2025 Goals and Focus Areas

- Communicate the master planning study to the public
- Continue to increase student enrollment with a focus on communications and marketing strategies
- Review and determine a digital platform for the recording of board meetings
- Continue to bolster social media platform traffic
- Update the branding guide to include the new athletic director, adding an additional, single "R" logo
- Update and improve the District athletic page
- Implement a new online calendar and scheduling program for parents
- Cut down on paperwork for the start of the year for parents
- Finish the safety decals at the Junior-Senior HS
- Install the new flags at the Verner and 10th St. Elementary schools
- Introduce our new communications specialist from the IU and train and assimilate her to the District
- Draft and distribute the Riverview Reporter to all Oakmont and Verona residents, with updated annual data and financials.

JR-SR HS FACILITY AND INFRASTRUCTURE UPGRADES



Junior-Senior High School Upgrades

- New fitness center for all Junior-Senior HS students
- Sanding and repainting of gym floor
- End-of-life sound system upgrades in gym, cafeteria and Riverside Park
- Safety decals on student entrances and important windows
- End-of-life scoreboard replacement at Riverside Park to adhere to new WPIAL and PIAA standards
- Bleacher repairs and inspection
- Replacement of all gas lines, with new shut offs
- Painting in fitness center and in hallways
- Office HVAC unit calibrations and updates
- Power washing
- All curbs painted for safety
- Parking lines and handicapped spots
- Drop ceiling repairs in the cafeteria
- Tree trimming
- New benches installed and secured

ELEMENTARY SCHOOL FACILITY AND INFRASTRUCTURE UPGRADES



10th Street Upgrades

- End of Life Sound system upgrades to gym and cafeteria
- Safety decals on student entrances and windows
- Playground rubber repaired for safety
- Pressure washing
- Tree trimming
- Gym waxing and decal updates
- Plaster and paint upgrades
- Temperature control upgrades and HVAC controls in the auditorium
- New benches installed and secured

Verner Upgrades

- End of life sound and video upgrades in cafetorium
- Safety decals on student entrances and important windows
- Playground rubber repaired for safety
- Removal of circulation desk and furniture in the library
- Stair treads installed across the building, for safety
- New benches installed and secured



2024-2025 DISTRICT FINANCES

2024-2025 Budget - \$26,935,000

Tax Increase – 3.1%

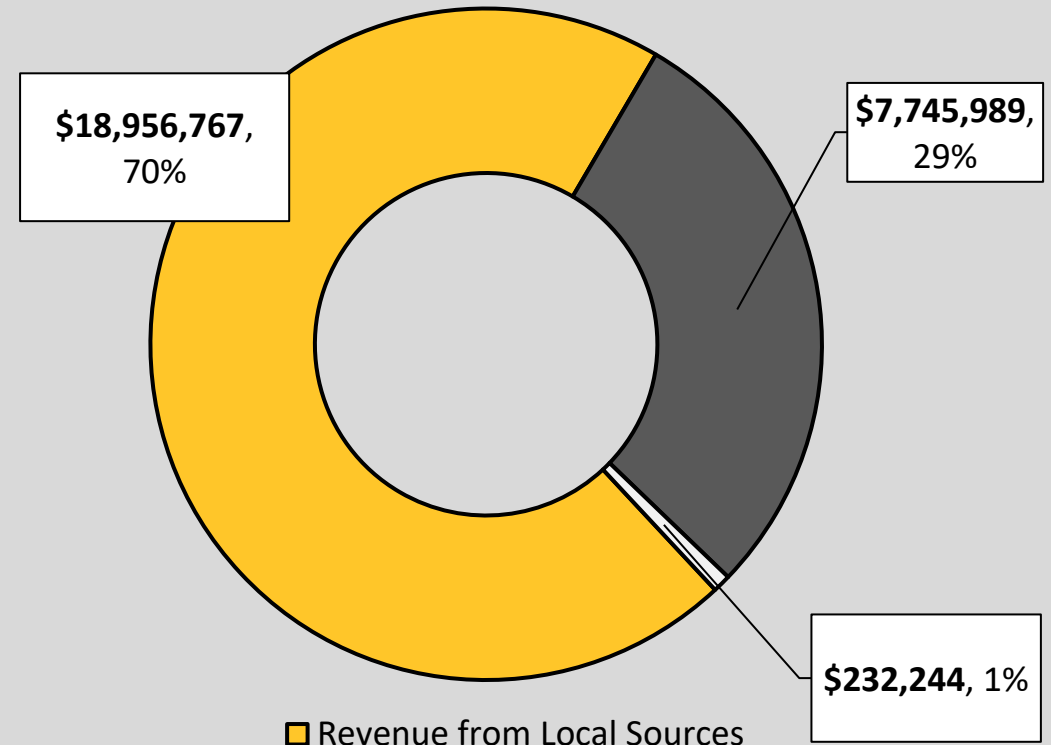
Millage Rate – 24.9409 Mills

Fund Balance –2023 Audited Final

- **Committed:** \$5,293,458
- **Assigned:** \$541,277 (legal and PSERS)
- **Non-Spendable:** \$252,237 (July Health Insurance)
- **Unassigned:** \$2,154,700 (8% of the 2022-2023 budget and within the permitted limits)

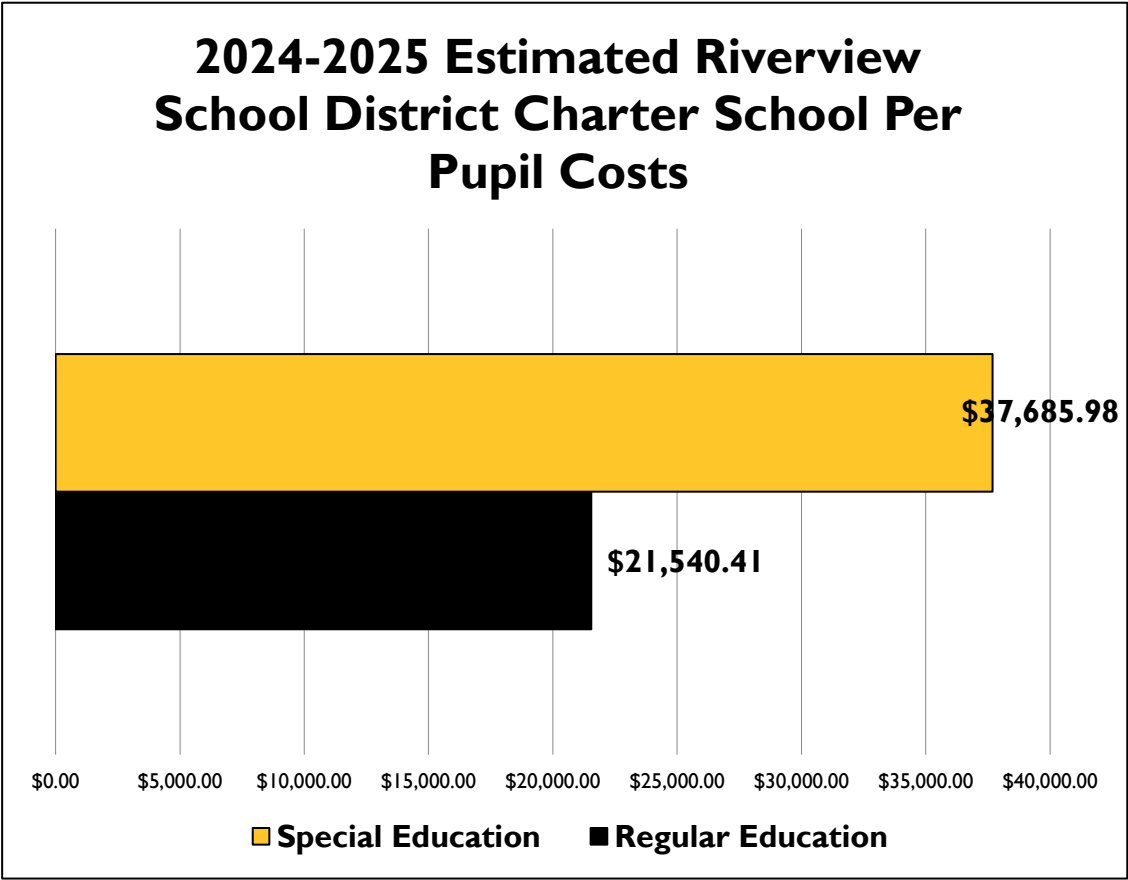
Large upcoming projects to include the Jr-Sr HS Kitchen, safety doors, 10th Street gym, Verner windows

2024-2025 District Revenue Sources



- Revenue from Local Sources
- Revenue from State Sources
- Revenue from Federal resources

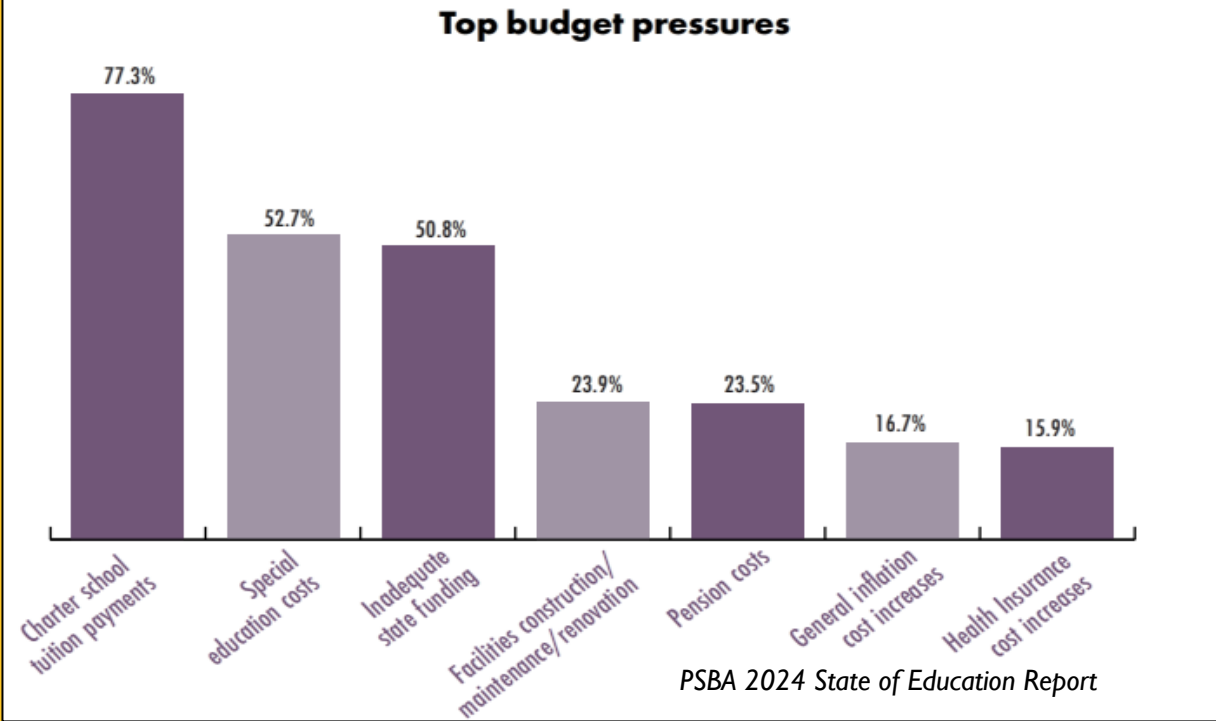
CHARTER SCHOOL TUITION COST IMPACTS



- We have an estimated 25 students that attend charter schools (19 reg, 6 SPED)
- In 2023-2024, Riverview charter school costs were approximately \$660,000!
- Should see a slight reduction in costs in the second half of the school year, due to the January 2024 Charter Reform
- Riverview has its own cyber program

Top budget pressure for fifth straight year is charter tuition

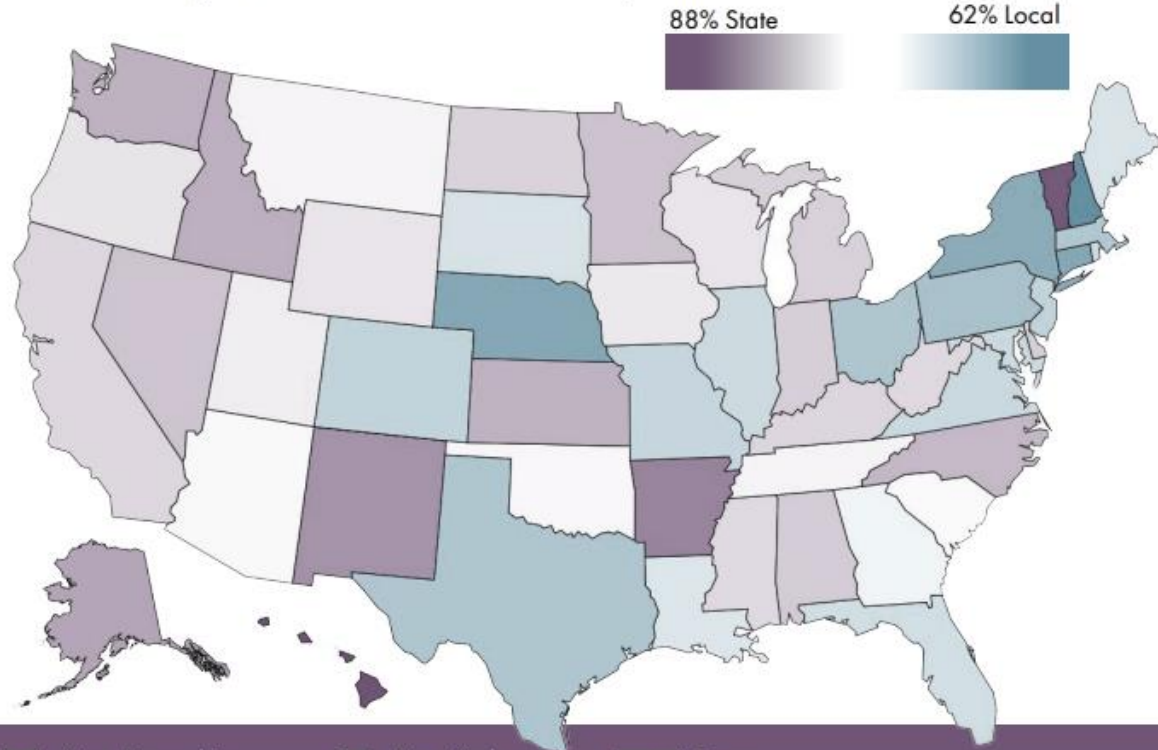
The most identified sources of budget pressure for school districts have remained consistent over the eight years of surveying school leaders for this report, highlighting the impact of mandated costs (charter school tuition payments, special education and pensions) and the need for additional state education funding. However, this year facilities costs have replaced pension costs in the top four budget pressures.



- Charter school funding continues to be a significant pressure on school budgets (amongst other unfunded mandates)
- Special education and regular education costs for students attending cyber charter schools continue to increase
- Some reform has occurred, we will report on its efficacy

Pennsylvania among highest in local share of education funding

From a national perspective, only four other states receive a higher proportion of public education funding from local revenues than Pennsylvania.¹⁰



1 New Hampshire
62.1%

4 New York
57.6%

7 Texas
53.3%

2 Nebraska
58.2%

5 Pennsylvania
54.1%

8 Massachusetts
53.0%

44.1%
US Total

3 Connecticut
58.2%

6 Ohio
53.3%

9 Colorado
51.1%

PA EDUCATION FUNDING SHORTFALLS

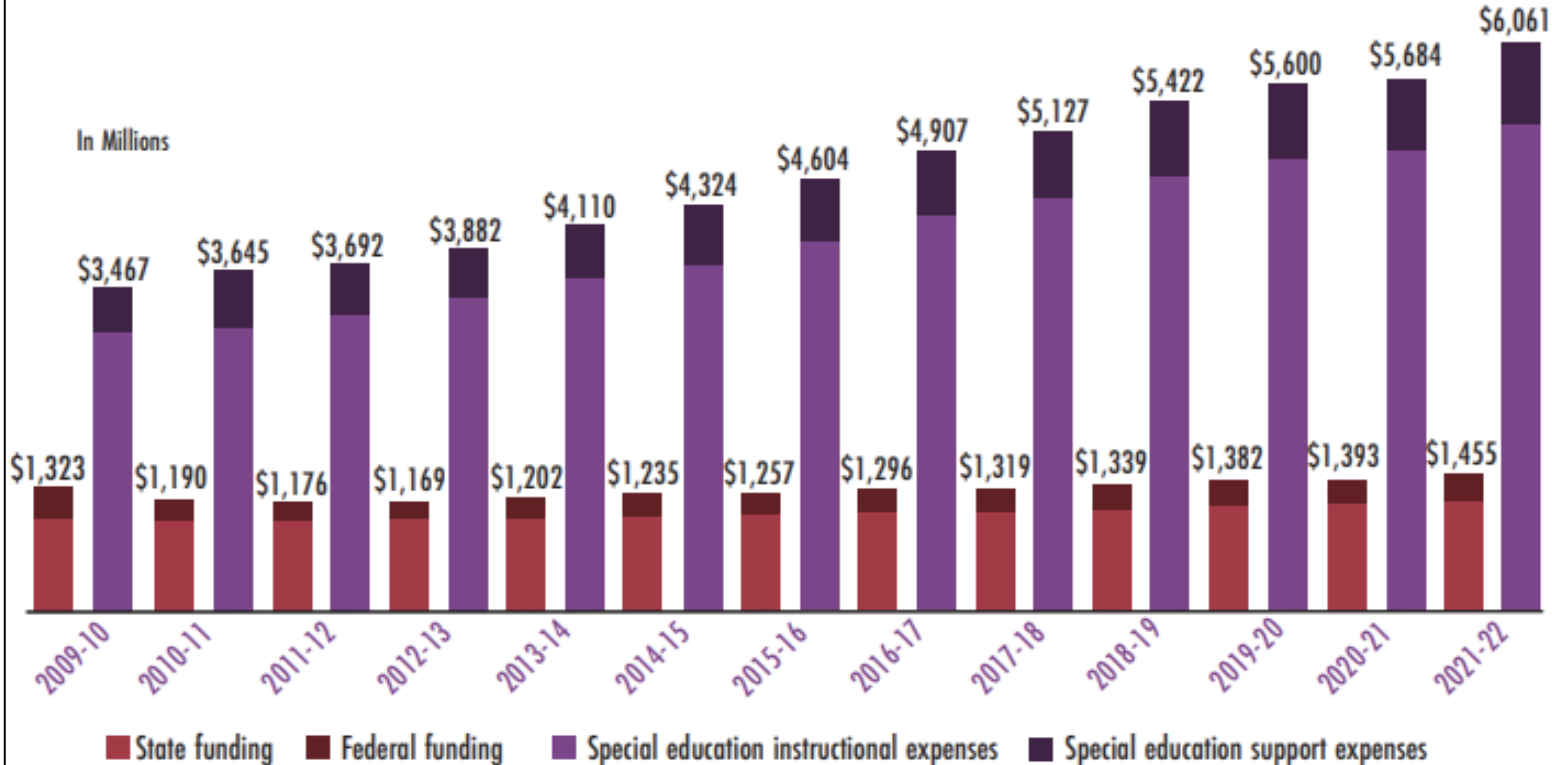
- Despite increases in the state education budget this year, Pennsylvania remains among the lowest-ranked states in the United States for education funding
- Only four states receive a higher proportion of public education funding from local revenues than PA
- Insufficient state funding places a heavier burden on the local tax base to support school budgets
- This trend has remained consistent over the years
- PA state funding significantly lags behind rising costs (including staffing, pensions, and charter school tuition)
- Pennsylvania ranks 43rd out of 50 states in school funding, placing it as the 7th worst in the U.S.

SPECIAL EDUCATION FUNDING SHORTFALLS

Special education expenses outpace revenues

Public schools have experienced a 74.8% increase in special education costs over the last 12 years. State and federal funding for special education has only increased 9.9% in that time.¹⁹

State and federal special education funding vs expenditures



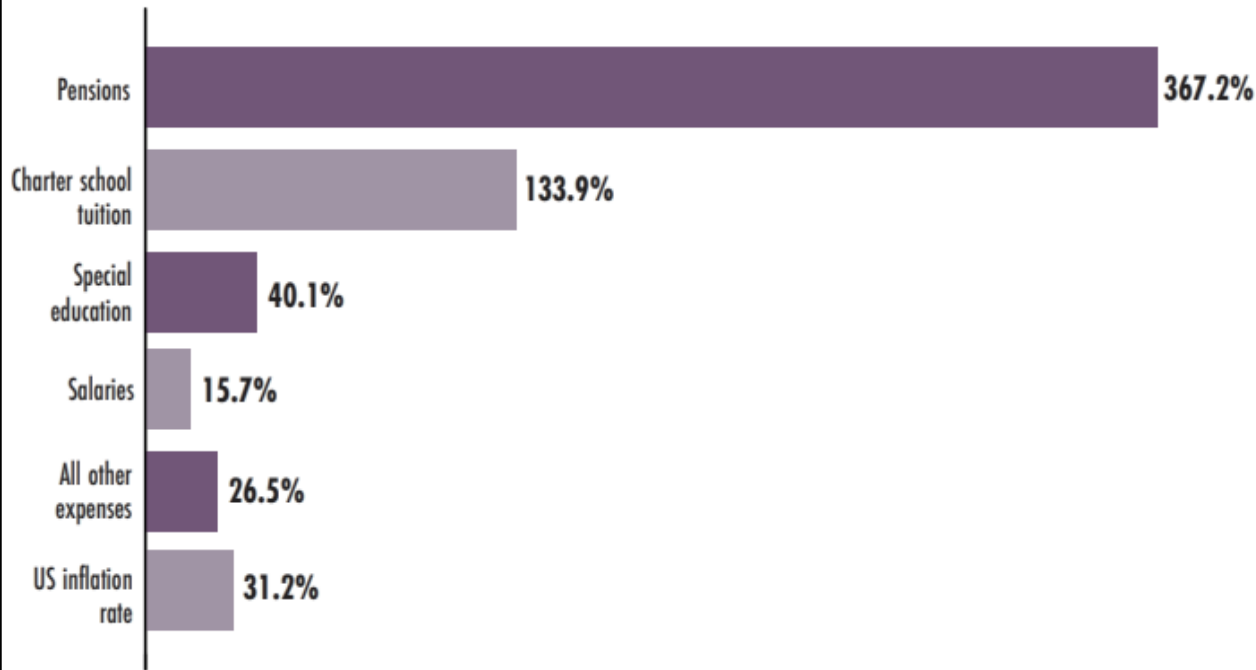
- This graph illustrates the significant gap between state and federal funding for special education compared to rising costs
- While there have been modest increases in special education funding this year, overall funding has remained relatively flat for the past two decades
- The number of special education students at Riverview (18%) and across Pennsylvania continues to grow, with nearly 1 in 5 students receiving special education services
- These percentages increase annually, yet funding remains consistently stagnant
- In 2023-2024, Riverview faced approximately **\$1,700,000 in underfunded special education costs**

PA STATE RETIREMENT IMPACTS

School districts are controlling expenses

The growth in mandated expenses, particularly pension costs, charter school tuition payments and special education over the last decade, have drastically outpaced the growth in all areas of school spending.¹⁵ Yet, districts have kept the growth in other areas of spending well below the rate of inflation.

Growth in expenses from 2011-12 to 2021-22



- Each year, mandated employer contribution rates for state pensions increase, significantly impacting school budgets
- Approximately one-third of all human capital costs must be allocated to obligations for the PA Public School Employees' Retirement System (PSERS)
- The State has underfunded this system for many years, shifting the financial burden onto school districts, and subsequently, our taxpayers
- Pennsylvania ranks 11th nationwide in current expenditures per student, at \$17,884 per student, with \$5,948 (33%) allocated to employee benefits. Only Illinois (35.9%) and Michigan (33.4%) dedicate a higher percentage to benefits, including pension costs
- There is no foreseeable end to the increasing contributions required from districts, as the State continues to pass these costs onto local school districts and taxpayers.

2023-2024 RIVERVIEW HIGHLIGHTS AND ACCOLADES

Riverview School District and students received numerous awards and accolades in 2023-2024, including but not limited to:

- 10th Street Elementary was 1 of 2 schools in the State to receive the iReady Super Stretch School Award, demonstrating a high percentage of students making significant growth in reading and math
- Nine Riverview students were nominated for the American Legion Award from Post 600 of Oakmont (pictured above). The winners are Sophia Leasure and Sophie Yahnke
- Riverview students came in 6th place nationwide in the National History Day competition in Baltimore
- Students at Riverview were provided access to mindfulness and yoga classes in partnership with Homegrown Yoga
- Verner students collected 1,147 food items as part of the Verner Student Council's 6th Spread the Love Food Drive
- Sitting Pennsylvania Auditor General Timothy DeFoor visited Riverview this past school year to speak with Mrs. Kvortek's personal finance classes and discuss financial literacy
- Students from both elementary schools participated at our first-ever Elementary Science Fair this past year
- More than a dozen Riverview students participated in this year's Phipps Fairchild challenge with third grader Piper Machen winning first place in the "Sea Creature Creations" category
- A new scoreboard was installed this spring at Riverside Park to align with new WPIAL and PIAA standards
- A new, renovated fitness center will greet Riverview Jr-Sr High School students as the room was renovated in June
- New safety decals were installed across Riverview facilities in a show of both Raider spirit and school security

- There were many athletic accomplishments throughout the 2023-2024 school year, including:
 - Boys Cross Country came in second place at the PIAA Class A championships last year. The boys team WON the WPIAL XC Class A Championship for a second straight year.
 - Riverview girls' cross country team finished 2nd in Class A at WPIAL last school year and 13th at PIAA.
 - Gwyn Fichte ran her third PIAA race, becoming one of only 14 Riverview girls' runners in school history to do so.
 - The Riverview Girls Soccer Team reached the PIAA Final
 - Riverview '24 Graduate Lola Abraham won the 2023 Moe Rosensteel Award Most Outstanding Player of the Year as well as the 2024 Gatorade Pennsylvania Girls Soccer Player of the Year
 - Girls Basketball Lady Raider Elizabeth Loughren was named a recipient of the GREEN 13 Leadership Award
 - Riverview 2024 Graduate Callie Harden was one of only three players in all of WPIAL AA to be chosen for a 2023 Sportsmanship Award for Girls Varsity Tennis

And SO much more!



RIVERVIEW INTO THE FUTURE

- **Continue to provide world-class education to all Verona and Oakmont school-aged children**
- Continue working on goals associated with the [2022-2025 Strategic Plan](#), while gathering information from the community for the 2025-2028 Strategic Plan
- Continue to focus on student growth across all ability levels
- Engage the staff in curriculum writing and curriculum mapping to tailor and adjust resources and meet current standards and individualized student needs
- Create a K-12 scope and sequence for social and emotional learning, to ensure students are equipped with the soft skills they need to be successful in the global job market
- Build a budget that effectively balances fiscal responsibility, end of life facilities upgrades, and academic innovation
- Provide a master planning report to the Board and community to plan for cost effective short and long-term goals
- Continue to utilize grant monies to support student programming and facilities projects
- Harness digital upgrades to be innovative, agile, and technologically aligned to strategic goals
- Aim to grow our enrollment and student population, as we are able
- Communicate accolades and good news to the community in meaningful ways
- Establish a trustworthy relationship with the parents and community that assumes positive intentions and ensures a team-focused educational experience to students
- Be respectful and kind, even in disagreement