

Application: <https://apply.iie.org/fusc2025>

**Application Deadline: Monday, September 16, 2024 (5:00 p.m. EST)**

(Includes Recommendation Letters and External Language Evaluations)

Letter of Invitation Deadline: **September 26, 2024 (5:00 p.m. EST)**

**This is a supplement to the instructions in the application.  
Read all instructions carefully before submitting your application.**

Applicants may only apply for **one** award in the 2025-2026 competition.

---

General Information About the Application .....	2
Accessing the Application .....	3
New Users: Creating Your Application Account .....	3
Returning Users (including reapplicants) .....	4
Creating Your Application.....	5
Completing and Managing Your Application .....	7
Navigating the Application.....	9
Application Page: Home (Application Management).....	9
Application Page: Welcome .....	9
Application Page: Program Eligibility .....	10
Application Page: Program Type.....	12
Application Page: Country & Award .....	13
Changing Awards.....	14
Application Page: Award Details .....	15
Application Page: Recommendations and Language Evaluators .....	19
Application Page: Language Skills .....	21
Application Page: Uploads and Essays .....	23
How to upload your documents.....	24
Application Page: Portfolio.....	25
Application Page: Academic & Professional Information.....	26
Application Page: Personal Information.....	30
Application Page: Contact Information .....	32
Application Page: Signature.....	33
Application Page: Review – and Submit!.....	33
Submitted! Now What?.....	35

## General Information About the Application

The application is supported by most browsers. We recommend that you use a current version of [Google Chrome](#), which supports Windows, Mac, and Linux platforms.

### **Step 1: Review the requirements for applying:**

- [Eligibility](#)
- [Award description](#)
- [Application guidelines](#)

### **Step 2: Record your username and password in a safe place.**

Your email address is your username. When you create your account for your application, record your password in a secure place. If necessary, you can reset your password by clicking *Forgot Your Password* on the log-in page.

*If you have applied previously, see [these instructions](#).*

### **Step 3: Complete the application.**

You do not need to complete this application in one sitting or session. You can re-enter at any time to edit your application. However, once you SUBMIT your application, you CANNOT make changes to it.

To complete your application correctly, read all instructions and answer all questions completely and carefully.

#### **Additional tips:**

- Do: Have these instructions and the award description available for reference.
- Do: Use proper capitalization and proofread. Avoid using all capital letters (e.g., FULBRIGHT) and/or all lowercase (e.g., fulbright); correct use/spelling: Fulbright.
- Do: Prepare answers to longer questions ahead; you can copy and paste responses into all text boxes.
- Do: Prepare required documents and save them in PDF format. This helps preserve any formatting and special characters in your uploaded documents.
- Do: Answer all questions. Questions that are required are marked with an asterisk (\*).
- Do: Have the application in only one tab/window in your browser. Having it open in multiple tabs/windows can prevent your application from saving correctly.
- **Do Not:** Use special characters in text boxes, such as letters with accent marks.

### **Step 4: Submit the application**

Once you have entered all required information, including recommenders (and foreign language evaluators, if needed), review your application for errors. You will not be able to submit your application until all required items are complete.

When all information is correct and complete, submit your application.

Once you submit, you CANNOT make changes to your application.

## Accessing the Application


- Application link: <https://apply.iie.org/fusc2025>  
**Note:** You may only apply to one award per application cycle (e.g., 2025-2026 competition).
- *If you started an application and/or applied in 2019 or later (for 2020-21, 2021-22, 2022-23, 2023-24, and/or 2024-25), then you already have an application account.*
  - Do NOT create a new account. You just need to login and create a new application.
  - Jump ahead to [Returning Users](#) (next page) and follow the instructions there.

## New Users: Creating Your Application Account

Follow these steps if you have **not** started an application, or if you applied in 2018 or earlier.

- Start with this link: <https://apply.iie.org/fusc2025>

**Application Management**

<p><b>Returning users:</b></p> <p><a href="#">Log in</a> to continue an application.</p>		<p><b>First-time users:</b></p> <p><a href="#">Create an account</a> to start a new application.</p>
--	---	--

- First-time users: click *Create an account* and follow the next steps to register.
  - Enter your email address, first name, last name, and your date of birth (Month-Day-Year) from the dropdown menus.  
**Note:** Use an email address that you use regularly and will be able to access for at least one year after submitting your application. This is the email address you will use to log in to your application account, and the address to which updates and notifications will be sent.
  - **Your name must be entered exactly the way it appears (or will appear) on your government-issued ID (e.g., license, passport).**

**Register**

To register for an account, please enter the information requested below.

Email Address	<input style="width: 80%;" type="text"/>
First Name	<input style="width: 80%;" type="text"/>
Last Name	<input style="width: 80%;" type="text"/>
Birthdate	<input style="width: 20%; height: 20px;" type="text"/> <input style="width: 20%; height: 20px;" type="text"/> <input style="width: 20%; height: 20px;" type="text"/>

- Click *Continue*.
- You will receive an email from IIE ([apply@iie.org](mailto:apply@iie.org)) with the subject, "Application Registration", confirming you have created an account. The email will include a link to

the application and a temporary PIN.

- Open the link provided in the email: click “Access Account”. Then, enter the temporary PIN from the email.

**Login**

A temporary PIN has been sent to your email address. If you do not receive this message in the next few minutes, please check your junk mail folder.

Email Account

Temporary PIN

Birthdate

- Next, create your secure password to complete your login. Make a note of your password for future reference.

**Set Password**

To protect the security of your account, please specify a new password. The password must meet complexity requirements.

New Password

New Password (again)

- ✘ At least one letter
- ✘ At least one capital letter
- ✘ At least one number
- ✘ Be at least 12 characters
- ✘ New passwords must match

## Returning Users (including reapplicants)

Begin here if you started an application and/or if you applied for an award in 2019 or later and are now applying for the 2025-2026 competition.

- Use this link: <https://apply.iie.org/fusc2025>
- **Please DO NOT create (another) application account to start a new application.** This will actually make things more confusing: we have found it can be challenging to distinguish between accounts.

(If that does not work, try <https://apply.iie.org/fulbrightusscholar>)

- Click *Log in to continue an application* and proceed to log in.

**Application Management**

<p><b>Returning users:</b></p> <p><a href="#">Log in</a> to continue an application. </p>	<p><b>First-time users:</b></p> <p><a href="#">Create an account</a> to start a new application.</p>
---	--

- Forgot your password? Click *Forgot Your Password?* and then enter your email address

and birthdate and click *Reset Password*. You will receive an email from IIE ([apply@iie.org](mailto:apply@iie.org)) with the subject, "Password Reset". Then, follow the instructions in the email and then create a new password.

- If your password expired, you will be prompted to enter your email address and birthdate. You will receive an email from IIE ([apply@iie.org](mailto:apply@iie.org)) with the subject, "Password Reset". Then, follow the instructions in the email, including entering your PIN and birthdate. You will likely need to create a new password.

### Notes:

- If your email address has changed, email [Scholars@iie.org](mailto:Scholars@iie.org) and we can change your email address in the application system for you. (Please do not create another account.)
- If you have multiple email addresses and are not sure which one you used for your previous application, email [Scholars@iie.org](mailto:Scholars@iie.org) and we can check for you. (You can also try logging in, the system should let you know if that email address is not recognized.)
- Please DO NOT create a new application account with your new/other address.
  - Why not just create a new account? First, to minimize confusion trying to differentiate between accounts. Second, by using the same account for your application, some of the fields from your prior application can be filled in automatically in your new application – just be sure to check them over in case any details have changed.
- *If you applied for the 2019-20 competition (in 2018) or earlier, you need to create a new application account using the [New User](#) instructions above.*


## Creating Your Application

Now that you have your application account, you can start your application!

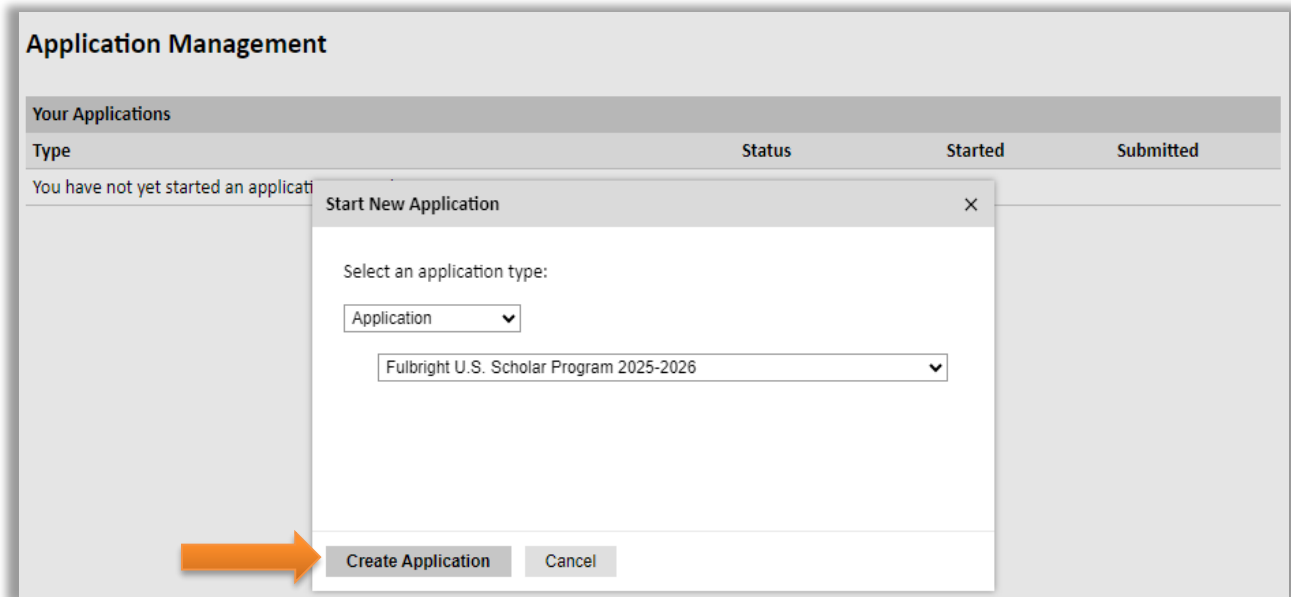
- Use the application link to log in (<https://apply.iie.org/fusc2025>)
- Then, click *Start New Application*

### Application Management

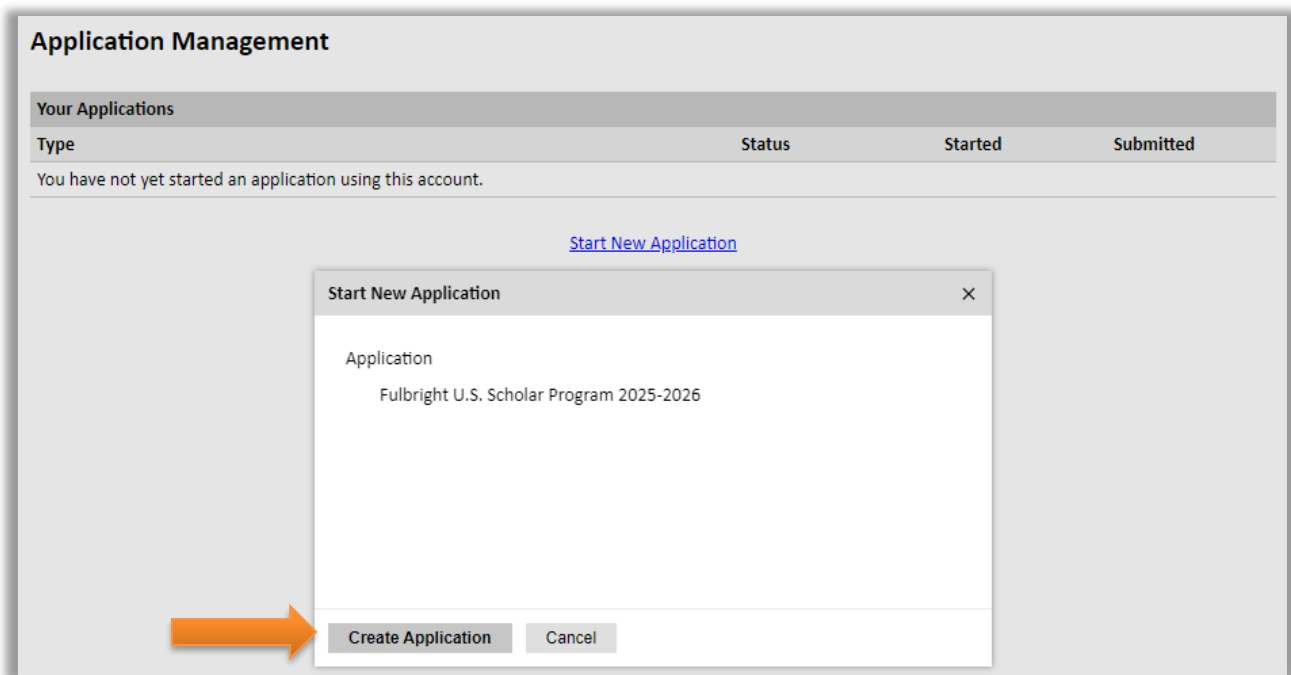
Your Applications

Type	Status	Started	Submitted
You have not yet started an application using this account.			
			<a href="#">Start New Application</a>

- A pop-up with *Fulbright U.S. Scholar Program 2025-2026* should appear, click *Create Application*. (The image on the next page shows someone with prior applications; if you have not applied previously, you will only see the 2025-2026 application.)



- Your application has been created! Click *Open Application*.



- Now you can open your application and begin filling out the form.
- You do not need to complete your application in one sitting – the next page outlines how to return to your application.
- **You will also receive an email confirming you started your application**, from Fulbright U.S. Scholar Program ([scholars@iie.org](mailto:scholars@iie.org)) subject: “Fulbright U.S. Scholar Program Application Started (2025-2026)”.

**Note: Save this email!** This has the link to your application, the deadlines, and links with resources to help you prepare your application. (Feel free to bookmark the application page.)

## Completing and Managing Your Application

### HOW TO RETURN TO YOUR APPLICATION

- Open the [application](#). Now, you are a “*Returning User*”. **Make sure you have your application open in only one tab (do not have it open in multiple tabs or windows in the same browser).**
- Under “**Returning Users**”, click *Log in* and enter your email address and password.
  - If you do not remember your password, click *Forgot your password?* and follow the resulting instructions. (You may receive an email with a new PIN; follow the instructions in the email to set a new password.)
- Once you are logged in, you will see the *Home* page; the top of the page will show *Application Management*
- Click *Fulbright U.S. Scholar Program 2025-2026* to open your application: to update it (if not yet submitted); view it (if submitted); or view the status (if submitted).

Application Management			
Your Applications			
Type	Status	Started	Submitted
You have started 1 application, listed below, using this account.			
<a href="#">Fulbright U.S. Scholar Program 2025-2026</a>	In Progress	04/26/2024	
<a href="#">Start New Application</a>			

### HOW TO EDIT YOUR APPLICATION – PRIOR TO SUBMISSION

- You may log in at any time to review and edit your application form, upload documents, and enter recommender information.
- To save your application, click *Save and Continue* at the bottom of the page.
- When you are done working on it, close your browser window/tab page.

**Note:** The application will automatically log you out after 60 minutes of inactivity, so it is best to save your application frequently (click *Save and Continue* and proceed to the next page or return to the page you were working on).

### HOW TO VIEW YOUR APPLICATION – AFTER SUBMISSION

- After submitting, you can view and save a PDF of your application; on the application status page, click *Preview Application PDF* to open and save a copy of your application.

**Note:** After you SUBMIT your application, you CANNOT make any changes to it.

Exceptions: You can check the status of your recommendations (and foreign language evaluations, if applicable) and manage your recommenders (see next page).

### LETTERS OF RECOMMENDATION AND FOREIGN LANGUAGE EVALUATIONS

Recommendation Letter and Evaluation Deadline: **September 16, 2024 (5:00 p.m. EST)**

- Letters of recommendation (and foreign language evaluations, if applicable) are

submitted directly to your application by the recommenders/evaluators you register in the application.

- You can submit your application before your letters of recommendation and language evaluations have been submitted. You will still be able to monitor their receipt after you have submitted your application.
- If your recommender is unavailable, you will have the option to exclude the recommender and add an alternative after you submit the application.

**The following pages in this document supplement the instructions in the application and cover the questions most frequently asked by applicants.**

**Read the instructions in the application carefully.**

**Should you have any questions, contact [Scholars@iie.org](mailto:Scholars@iie.org).**

**Reminder: Do not open the application in multiple tabs or windows in the same browser.**



## [Navigating the Application](#)

These instructions are organized by page in the application, and they follow the order of the application. All application pages are outlined in this document.

**Note:** Initially, you will only see three pages in your application: *Home*, *Welcome*, and *Program Eligibility*.

You will need to proceed through these pages, after which the *Program Type and Country and Award Selection* pages will appear. Then, the rest of the application will be accessible. You may find a later section is not available until a preceding section is completed and we have noted these in the instructions.

## [Application Page: Home \(Application Management\)](#)

The *Home* page is where you open your application. It is labeled **Application Management**. (If applicable, your prior application(s) will also appear here.)

- Click *Fulbright U.S. Scholar Program 2025-2026* and then click *Open Application*

### Application Management

Your Applications

Type	Status	Started	Submitted
You have started 1 application, listed below, using this account.			
<a href="#">Fulbright U.S. Scholar Program 2025-2026</a>	In Progress	04/26/2024	

[Start New Application](#)

## [Application Page: Welcome](#)

The *Welcome* page contains information about the program and application, deadlines, and instructions.



# FULBRIGHT

## Fulbright U.S. Scholar Program

[Home](#)

Welcome

[Program Eligibility](#)

### Welcome

The U.S. Department of State's Bureau of Educational and Cultural Affairs (ECA) administers the Program under policy guidelines established by the Fulbright Foreign Scholarship Board (FFSB) in close coordination with binational commissions and foundations in 49 countries, U.S. embassies in more than 100 other countries and cooperating agencies in the United States ([more about Fulbright](#)).

After reviewing, click *Save and Continue* to and advance to the next page.

## [Application Page: Program Eligibility](#)

Complete these questions regarding essential program eligibility criteria. (See [Eligibility](#))

All questions must be answered to proceed.

- **U.S. Citizenship**

**Note:** Applicants must be U.S. citizens at the time of application for the Fulbright U.S. Scholar Program.

- If you are not a U.S. citizen, including if you are a Green Card holder/permanent resident, you are not eligible to apply to the U.S. Scholar Program. Instead, see the [Fulbright Visiting Scholar Program](#).

**Citizenship**

Applicants must be citizens of the United States of America at the time of application.

Are you a U.S. Citizen? \*

Yes ▼

Note: In some cases, it may not be feasible for a dual-citizen to participate in a Fulbright program in the country of his or her other nationality due to host country law or policy. Please review the [award description](#) for more information.

- **Residence Abroad**

**Note:** Candidates who have resided abroad for five or more years in the six-year period preceding the application deadline are ineligible.

Per program policy, a period of nine months or more during a calendar year is considered to constitute a full year abroad. Duty abroad in the Armed Forces of the United States is not considered experience abroad for this question.

**Residence Abroad**

Have you resided or traveled abroad for five years or longer in the last six years preceding the application deadline? \*

Note: a period of nine months or more during a calendar year is considered to constitute a full year abroad. Duty abroad in the Armed Forces of the United States is not considered experience abroad for this question.

No ▼

- **Prior Fulbright U.S. Scholar Grant**

**Note:** Recipients of a Fulbright Scholar grant are eligible to apply for another Fulbright Scholar grant *two years after the date of completion of the previous grant*.

For the 2025-2026 program, this means your grant must have ended by September 15, 2022.

For Flex grants, the two-year period begins at the end of the final grant in the series.

**Previous Fulbright Scholar Grants**

Recipients of a **Fulbright Scholar** grant are eligible to apply for another Fulbright Scholar grant two years after the date of completion of the previous grant. (For Flex grants, the two-year period begins at the end of the final grant in the series.)

*This two-year waiting period is not applicable to the Fulbright Specialist Program nor the Fulbright Student Program.*

Have you **completed or undertaken** a Fulbright Scholar grant within the past two years? \*

- **Data Privacy**

**Data Privacy Consent for Applicants & Participants of IIE-Managed Programs**

IIE values your privacy. We encourage you to read our Privacy Statement, located on the Privacy page on IIE's website.

The Privacy Statement outlines how IIE handles your data and includes the types of data we process, why we process it and with whom we share it.

Please note that IIE may be required to process data that is generally considered to be sensitive. IIE only processes this information when it is necessary to execute the management of your application or program.

[Please see the IIE Privacy Statement for more details.](#)

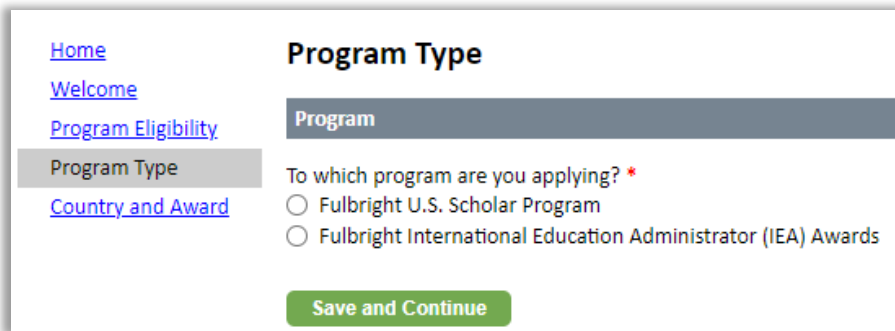
I have read IIE's Privacy Statement and give consent for IIE to process my data.

**Save and Continue**

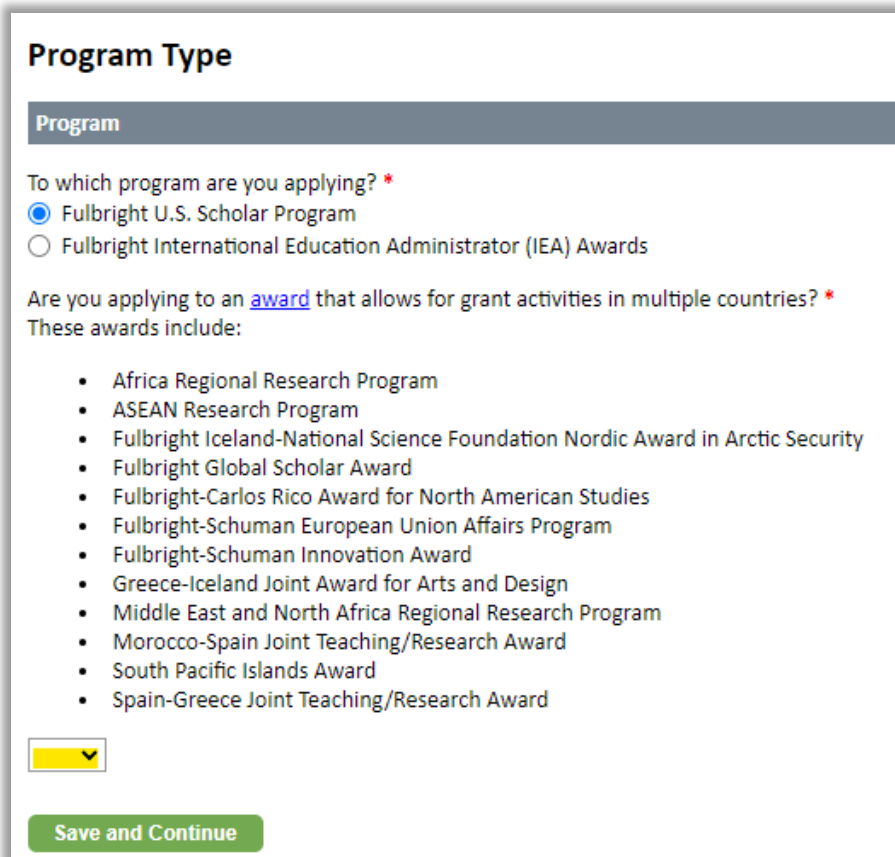
Click *Save and Continue* to save your responses and advance to the next page.

## [Application Page: Program Type](#)

Select the program to which you are applying. If needed, you can return to this page to change the program type. (You cannot change this after you submit your application.)



- Next, you will be asked if you are applying to an [award](#) that allows you to undertake your grant activities in multiple countries.



- No: The [award](#) is for a single country (e.g., Italy or Senegal)
- Yes: The [award](#) is among the [multi-country awards](#) listed.
  - Several multi-country awards allow you to go to one, two, or three countries, such as the Africa Regional Research Program. For these awards, you should still choose “yes” even if you only propose one country for your project.

Click *Save and Continue* to save your responses and advance to the next page.

## Application Page: Country & Award

The *Country & Award Selection* page will appear next. (You may see warnings in red text to select the country and award, these should disappear once you select the country and award.)

### If you are applying to a single country award:

- Select your host country. The Award Selection list will then show the award(s) offered.
- Select your award. Key details about the award will be shown, including a link to the award description for reference.
- Is your award not listed? Some multi-country awards allow you to go to just one or up to three countries. [Check here](#) to see if the award is a multi-country award. (If it is, go back to the *Program Type* page, change your answer to “yes”, then return here.)

**Program Selection**

Selected Program: Fulbright U.S. Scholar Program  
 Multicountry Award: No

**Country Selection**

Selected Country: \*

**Award Selection**

Selected Award: \*

### If you are applying to a multi-country award:

- Select your award.

**Program Selection**

Selected Program: Fulbright U.S. Scholar Program  
 Multicountry Award: Yes

**Award Selection**

Selected Award: \*

- Then, use the dropdown lists to select the host countries (or country) for your project.

**Country Selection - Multi-Country Award**

Select the country or countries you propose to visit for your Fulbright project. Consult the award description to confirm the country is eligible and the number of countries is appropriate.

Selected Country 1: *	<input type="text"/>
Selected Country 2: *	<input type="text"/>

Click *Save and Continue* to save your responses and advance to the next page.

## Changing Awards

You can change awards while your application is in progress. You cannot change awards after you submit your application.

Reminder: Applicants may only apply for one award in the 2025-2026 competition.

**Note:** Pay attention to the award parameters (activity, start date, award length, etc.) and requirements. Depending on how much of your application was completed before changing awards, you may need to update some responses and materials to match the new award.

Example: your original award was for Teaching/Research, starting in September for 9 months, but the new award is for Research, still starting in September, but for 5 months.

**Application pages that may be impacted:** Award Details, Language Skills, Essays & Uploads.

### **Same country, different award**

- Return to this *Country & Award Selection* page.
- Select the new award from the dropdown list.
- New country: De-select the award so the field is blank, then select the new country, then select the new award from the dropdown list.

### **Different country**

- Return to this *Country & Award Selection* page.
- De-select the award so the award field is blank.
- Select the new country from the dropdown list.
- Select the new award from the dropdown list.

### **Single-country award to a multi-country award (or the reverse)**

- Return to this *Country & Award Selection* page.
- De-select the award so the award field is blank.
- De-select the country so the country field is blank.
- Go to the *Program Type* page to change your response to the multi-country award question.
- Continue to the *Country & Award Selection* page and select the new country and award.

## [Application Page: Award Details](#)

Now, the full\* application appears, starting with the *Award Details*.

**\*Note:** While you can jump between pages, some sections will only appear once the award activity and project discipline are selected.

Enter information about your proposed project. Carefully review the [award](#) for any additional guidance or requirements.

[Home](#)

[Welcome](#)

[Program Eligibility](#)

[Program Type](#)

[Country and Award](#)

Award Details

[Recommendations & Language Evaluators](#)

[Language Skills](#)

[Uploads & Essays](#)

[Academic & Professional Information](#)

[Personal Information](#)

[Contact Information](#)

[Signature](#)

[Review](#)

### Award Details

Award Activity

Select your proposed award activity. **You must select the activity even if there is only one option. Not all activities are available for all awards.** The activities are described briefly below; consult the Types and Activities page and the [award description](#) for more information.

- The **Professional Project** activity type provides professionals and artists in various fields the opportunity to interact with relevant organizations abroad to explore a topic related to their field without answering a defined research question.
- Research** includes activities involving scientific research, qualitative research, quantitative research, and practice-based research, including artistic research.
- The **Seminar** activity type provides U.S. international education professionals and senior higher education officials the opportunity to learn about the host country's education system and establish networks through an intensive two-week grant (International Education Administrators (IEA) awards).
- Teaching** includes classroom teaching, as well as giving guest lectures, workshops, and seminars, and engaging in other related activities. Classroom teaching is typically at the undergraduate and graduate level.
- Teaching/Research** is a combination of teaching and research as described above. If teaching/research is an option and you select it, you will be prompted to enter the percent of time you propose to spend on each activity. Consult the [award description](#) to determine if the award specifies the percentages; if so, select the corresponding percentages. Regardless, ensure your proposed project reflects this plan.

Type of Activity \* (please select)

Professional Project

Research

Teaching/Research

- **Award Activity**

You must select your award activity, even if there is only one option.

- If you select *Teaching/Research*, you will be prompted to enter the percentage of time you propose to spend on each activity. Consult the [award description](#) to determine if the award specifies the percentages. If it specifies the percentages (or approximate teaching load), select the corresponding percentages. If it does not specify this, then select the percentages appropriate for your project. Regardless, ensure your proposed project reflects this plan.

- **Proposed Award Period**

- Select your proposed award start date (month and year).
- Select your proposed award length.
- If the award offers Flex, indicate if your proposed project requires Flex, or not. If yes, indicate the number of segments (2 or 3 segments).

**Note:** If you propose Flex, then your award length will be the total time (duration) of all segments and does not include time between segments.

- **Proposed Host Institution**

- Consult the [award description](#) for host institution requirements, if any.
- To enter your host institution, begin typing its full name in the text box (not an abbreviation).
- As you type, a list of institutions will appear with their city and state (if in the U.S.) or city and country. You can also search by city (i.e., Johannesburg, Madrid).
- Click on the auto-suggest option to select it.
  - If the list is long, you may see “Continued” at the bottom; click it to open a pop-up window with a longer list of results. When you locate the institution, clicking its name should close the window and the name should appear in the text box.
  - If the institution is not listed: check the spelling, and check for variations (e.g., Saint Rose, St. Rose, St Rose).
  - If there are multiple institutions with the same or similar names, check the location listed before selecting the institution (e.g., Trinity).
  - If it still is not found, then continue typing the full name of the institution/organization in the text box.

**Notes:**

- If an institution is named in the award title, enter that institution’s name (e.g., the Fulbright-*University of Vaasa* Scholar Award).
- If you have selected a multi-country award and/or you are proposing multiple host institutions, list the first proposed host in the *Proposed Institution* box and list the other(s) in the *Additional Comments* box.
- If the award requires you to rank your institutional preferences, list your first preference in the *Proposed Institution* box and any additional institution(s) in *Additional Comments*.

- **Proposed Award Calendar**

This section will only appear if:

- The award offers Flex and you indicated “yes” to Flex in the *Proposed Award Period* section above,  
AND/OR
- The award is a multi-country award.

(In all other situations, this section should not appear.)

Enter your proposed travel plans by adding a segment for each visit. For each visit, you will enter the proposed start date, length (in months), host institution, country, and any additional comments.

- Consult the [award description](#) for trip parameters.
- Indicate whether you are proposing Flex.



- **Project Discipline**

All complete and eligible applications will undergo [discipline peer review](#). In the preliminary screening process, applications are reviewed individually and holistically to ensure they meet program and award requirements; this includes consideration of the discipline, specialization, and the "other specializations" response. This information is also used in part to inform the peer review committee assignment, in which committees are equipped to evaluate a range of fields.

- Select the most appropriate *discipline* and corresponding *specialization* for your project from the dropdown menus.

- Check this [indexed, searchable list](#) containing all the disciplines and specializations available in the application.

**Note:** This searchable list is separate from the list of disciplines in the awards. The application system does not automatically match the discipline you select here to the discipline(s) in the award.

- Other Specializations: Enter additional details regarding the discipline(s) and specialization(s) for your project.

- If your project is multi-disciplinary or interdisciplinary, or if your discipline or specialization does not appear in the list:

- Select the discipline and specialization that most closely reflects your project.

- Use the Other Specializations text box to identify and describe the discipline(s) and specialization(s) relevant to your project.

- If your project is in the arts, creative writing, or journalism (or will result in the production of creative works, including film):

- Once you select your project discipline and specialization, a section for portfolio should appear below. (Consult the [Portfolio instructions](#) for the disciplines requiring a portfolio.)

- For Creative Writing, select *Discipline: Literature* and *Specialization: Creative Writing* OR *Discipline: Writing*.

- For Art Education, select *Discipline: Education* and *Specialization: Art Education*.

- **Note: Medical Sciences:** Applicants whose projects are in the medical sciences may propose affiliation with a hospital or clinic for independent or collaborative research and/or teaching. **Grants shall not authorize activity for which a license to practice medicine or nursing is required.**

- **Portfolio**

In the *Project Discipline* section, if you selected one of the disciplines listed below for your project, you will indicate here whether you will upload portfolio materials to your application. While a portfolio is not required, applicants are strongly encouraged to upload relevant materials to aid in the evaluation of their application, regardless of award activity. [More information](#) on the portfolio requirements.

If your project is in one of these disciplines but this section does not appear, return to the *Project Discipline* section to review what was selected.

- Architecture
- Arts
- Creative Writing\*
- Culinary Arts
- Dance
- Design
- Drama/Theater Arts
- Fashion
- Fine Arts
- Journalism
- Music
- \*Film/Cinema Studies (technical work with film, e.g., direction and production)
- \*Writing (Creative Writing)
  - Select *Discipline*: Literature and *Specialization*: Creative Writing
  - OR
  - Discipline*: Writing and *Specialization*: Writing
  - (Either of these may be selected.)

**Notes:**

Applications proposing translation projects should not submit a portfolio.

Applications in Film/Cinema Studies focusing on theoretical, historical, and critical approaches to film should not submit a portfolio.

Other disciplines that do not submit a portfolio: Art History, Communications, Media Studies, Museum Studies, Music Studies.

- If 'Yes': You will be directed to upload your materials on a new page, which will appear after you *Save and Continue*, and will be located after the *Essays & Uploads* page.
  - Materials must be uploaded to your application. [Providing link\(s\) to a website with your materials is not accepted.](#)
- If 'No': Provide a brief explanation addressing why materials will not be uploaded. [Providing link\(s\) to a website is not an accepted alternative.](#)
- **Project Title and Abstract**
  - Title: 100-character limit (includes spaces and punctuation).
  - Abstract: 700-character limit (includes spaces and punctuation).
  - Ensure text appears single-spaced, not double-spaced by removing any extra lines/spaces.
- **Ethical Requirements**
  - This information is for your reference.

Click *Save and Continue* to save your responses and advance to the next page.

## Application Page: Recommendations and Language Evaluators

Register your recommenders, and foreign language evaluator(s) (if needed). This will send them an automated email requesting they provide their letter or evaluation.

### **Deadline: September 16, 2024 (5:00 p.m. EST)**

- You are responsible for contacting your recommenders/evaluator about your request for letters/evaluations prior to registering them, sending them reminders (if needed), and for ensuring their letters/evaluations are submitted by the deadline.
- Letters of recommendation (and foreign language evaluations, if needed) must be submitted directly to your application by the recommenders/evaluators you registered in the application. Letters submitted outside the online system will not be accepted.
- You may submit your application before your letters of recommendation and language evaluations have been submitted. You can monitor their receipt after submitting your application.

### **Recommendations**

- All applications require **two** recommendations. Additional letters will **not** be accepted.
- If you have more than two recommendations, the application will prevent you from submitting your application.
- [Guidance on recommendations](#), including who may serve as a recommender.
  - Anyone who provides a [letter of invitation](#) for your application cannot also provide a recommendation letter for your application.
  - Anyone who provides a [language evaluation](#) for your application cannot also provide a recommendation letter for your application.

### **Foreign Language Evaluator(s)**

Proficiency in language(s) other than English is necessary for some, but not all awards. The [award description](#) indicates to what extent [foreign language proficiency](#) may be needed. *This is for languages other than English.*

- If needed, register your foreign language proficiency evaluator(s).
  - A qualified foreign language evaluator should be an instructor in the language or otherwise qualified to evaluate language proficiency.
  - Anyone who serves as a language evaluator for your application cannot also provide a recommendation letter for your application.
  - Anyone who provides a letter of invitation for your application cannot also provide a foreign language evaluation letter for your application.
- This external evaluation is waived if you indicated you have native language proficiency in all three skill areas in the [self-evaluation](#).
- There is a maximum of two language proficiency evaluators. (Typically, one evaluator per foreign language.)
- Do not use these to add additional letters of recommendation.

## Registering your recommenders/evaluators and monitoring the status of receipt

- Recommenders and evaluators must be registered before you submit your application.
- You can track the status of recommendations, send reminders, and add/remove recommenders before and after you submit your application.
- **To register your recommenders/evaluators:**
  - Click *Add Recommender/Evaluator* and complete the pop-up form.
  - Click *Send to Recommender*.
  - This will automatically send them an email with a unique link to their evaluation form.
- **To edit, send reminders, and monitor the status of your letters:**
  - **Edit:** Use this to edit their information if they have not yet started progress on their response. If they have already started their response, you will not be able to edit their information.
  - **Exceptions:**  

**Recommender email addresses cannot be edited.** To update their email address, you must exclude them and re-add them.

**Letter type cannot be edited (recommender/language evaluator).** If they were registered under the incorrect letter type, you need to exclude them and re-add them under the correct type.
  - **Send Reminder:** Click on the recommender/evaluator; on the pop-up, click Send Reminder to send them a reminder to submit.
  - **Exclude:** Use this to remove the recommender and replace with another individual (or to update their email address). Click on the recommender/evaluator; on the pop-up, click Exclude. Then, follow the steps above to add the recommender/evaluator.
- Once they submit their letter/evaluation, the status of their letter will change to *Submitted* in your application.
- You will also receive an email confirming their submission (from [scholars@iie.org](mailto:scholars@iie.org)).

Here is what the status looks like when a recommender has been registered (Language Evaluator), is in progress (Recommender One), and submitted (Recommender Two):

Name	Status	
<a href="#">Add Recommender/Evaluator</a>		
Evaluator, Language	Sent to recommender on April 6	<a href="#">Edit</a>
One, Recommender	In progress as of February 23	<a href="#">Edit</a>
Two, Recommender	Submitted on April 6	<a href="#">Edit</a>

## For Recommenders/Foreign Language Evaluators

- **Instructions you can share with your [recommenders](#) and [evaluators](#).**
- Recommenders/Evaluators receive an email from the Fulbright U.S. Scholar Program ([scholars@iie.org](mailto:scholars@iie.org)) inviting them to complete a letter/evaluation.
- Once they submit their letter/evaluation, they will see a confirmation screen in the

application system

- Recommenders/Evaluators also receive an email confirming submission.

Click *Save and Continue* to save your responses and advance to the next page.

## Application Page: Language Skills

On the *Language Skills* page, you provide information about your language proficiency, related to your proposed project.

Proficiency in language(s) other than English is necessary for some, but not all awards. The [award description](#) indicates to the foreign language proficiency requirement.

*This is for languages other than English.*

There are two parts to the language proficiency evaluation: a self-evaluation and an external foreign language evaluation.

<b>Award Requirement:</b>	<b>What this means in the application:</b>
None, English is sufficient	<p><u>Self-Evaluation: Optional:</u> You may complete the self-evaluation for language(s) relevant to your proposed project.</p> <p><u>Foreign Language Evaluation: Do not register</u> a Foreign Language evaluator on the Recommendations &amp; Language Evaluators page.</p>
None, English is sufficient. However, feasibility of conducting the project must be demonstrated in the application	<p><u>Self-Evaluation: Required:</u> You are required to complete the self-evaluation for language(s) relevant to your proposed project.</p> <p><u>Foreign Language Evaluation: Optional:</u> You may register a Foreign Language evaluator(s) on the Recommendations &amp; Language Evaluators page.</p>
Recommended	<p><u>Self-Evaluation: Required:</u> You are required to complete the self-evaluation for language(s) relevant to your proposed project.</p> <p><u>Foreign Language Evaluation: Recommended:</u> You are encouraged to register a Foreign Language evaluator(s) on the Recommendations &amp; Language Evaluators page (waived if native in all three skill areas).</p>
Required	<p><u>Self-Evaluation: Required:</u> You are required to complete self-evaluation for language(s) relevant to your proposed project.</p> <p><u>Foreign Language Evaluation: Required:</u> You are required to register Foreign Language evaluator(s) on the Recommendations &amp; Language Evaluators page (waived if native in all three skill areas).</p>

**Self-Evaluation**

- Select the number of languages (other than English) relevant to the proposed award activity.
  - You may select and complete the self-evaluation for up to three languages.
  - **You must select a number.** For awards indicating *English is sufficient*, you have the option to select “0”.
- For each, select the language, and indicate your level of competency for each skill.

Language 1	
Language	Spanish
Reading	Beginner
Writing	Beginner
Speaking	Beginner
Language 2	
Language	Kanuri
Reading	Intermediate
Writing	Advanced
Speaking	Native

- Next enter your responses to the questions in the text boxes. These are the questions presented in the application:
  - *Previous experience in use of language:* Please indicate how you learned the language(s), such as formal study, self-study, mother tongue, spoken at home, studied/lived in country, etc., if you formally studies the language(s), how much time you spent in formal study and the level (e.g., number of semesters or years), if you have spent time studying or living in a place where the language(s) are spoken, the recent opportunities you have had for reading and speaking the language(s), including lecturing, if you have ever taken a language proficiency test in the language(s); if so describe the nature of the test(s), including when it was administered. (700 characters including spaces and punctuation)
  - *Language Proficiency for Proposed Project:* Please indicate if language proficiency is necessary for your proposed project to be feasible. If you do not currently have the necessary language proficiency, indicate what you plan to do to ensure the feasibility of the project. Indicate if you have additional language study in progress or planned. (700 characters including spaces and punctuation)

**Note:** If you have selected more than one language, address both in each text box.

Example:

Spanish:  
Kanuri:

684 characters remaining

## External Foreign Language Evaluation

- Register your evaluator(s) on the Recommendations and Language Evaluators page.
- Instructions you can share with your language evaluator(s) are available [here](#).

Click *Save and Continue* to save your responses and advance to the next page.

## [Application Page: Uploads and Essays](#)

Upload your documents and enter your essay responses. Review the [award](#) carefully for any additional guidance or requirements.

Requirements for all uploads and short essays are explained [online](#).

- **Project Statement**

Required for all applicants.

- **Curriculum Vitae/Resumé**

Required for all applicants.

- **Reference List**

Required if you selected activity: *Research or Teaching/Research* on the *Award Details* page. Not accepted for: Teaching or Professional Project.

- If this upload does not appear, check the *Award Details* page to make sure the award activity is selected.

- **Syllabi/Course Outlines**

Required if you selected activity: *Teaching or Teaching/Research* on the *Award Details* page. Not accepted for: Research or Professional Project.

- If this upload does not appear, check the *Award Details* page to make sure the award activity is selected.

- **Essays**

Provide responses to the [short essay questions](#) in the text boxes provided.

- Country Selection, Career Trajectory, Cultural Preparation: Required for all applicants.
- Teaching Preparation: Required if you selected activity: *Teaching or Teaching/Research* on the *Award Details* page. Not accepted for: Research or Professional Project.

Character limits include punctuation, spaces, and paragraph breaks.

**Note:** You are *strongly encouraged* to draft and save your response outside of the application in case of any technical issues. This also lets you monitor character limits.

(In recent versions of Microsoft Word, go to the Review tab, then select the text for your essay, then click on Word Count; it is “Characters (with spaces)”).

- **Letter(s) of Invitation**

**Deadline: September 26, 2024 (5:00 p.m. EST)**

If your invitation is expected to arrive after the September 16<sup>th</sup> application deadline, submit your application without the letter on or before September 16<sup>th</sup>. Be sure to upload your letter on the application status page by the deadline. (See [Submitted](#))

- Ensure your letter(s) of invitation follow these [requirements](#).
- Consult the [award description](#) for requirements and any special instructions.
- You can upload up to three letters to your application as separate files. (Alternatively, you can merge your letters into a single file to be uploaded.)
- **If your award requires an invitation:** If your letter(s) are not submitted by September 26<sup>th</sup>, your application will become ineligible and will not proceed in the review and selection process.
- **If your award does not require an invitation:** As a letter is not required, your application will proceed in the review process as-is.
- **If your award indicates an invitation should not be sought:** There will not be a place to upload an invitation.

## How to upload your documents

- For each document, click *Choose File*, locate and select the appropriate file, then click *Open*. The file will be uploaded automatically.

**Project Statement \***

Please upload a project statement from three (3) to five (5) pages in length. Be sure to preview your document. To check if this was uploaded successfully, you will need to proceed to the next page and then return to this page.

No file chosen

- To see if your file(s) were uploaded successfully, continue to the next page and return to the *Uploads & Essays* page, then check the file(s) you uploaded (e.g., Project Statement). The file name will appear there with the page count (e.g., 6 page(s)).

The following files have been uploaded:

- 06/25/2024 - App Test - Project Statement 5pg.pdf - 5 page(s) [Preview](#) [Delete](#)

**Note: If any files exceed the stated page limit, a warning will only appear on the Review page (at the end of the application).** You will not be able to submit your application until a shorter document is uploaded.

- Click *Preview* to preview your document. If needed, click *Delete* and follow the steps above to upload your document.
- **Note:** Letter of Invitation: To upload more than one letter, upload the first letter, then continue to the next page and then return to the *Uploads & Essays* page to upload the second; repeat if necessary.

Click *Save and Continue* to save your responses and advance to the next page.



## Application Page: Portfolio

On the *Award Details* page, you selected your project discipline and specialization.

If you selected one of the disciplines listed below and you indicated you would upload portfolio materials, the *Portfolio* page will appear in your application. These materials aid in the evaluation of your application, regardless of award activity.

If your project is in one of the disciplines listed below, but this page does not appear, return to the *Award Details* page to check which *Discipline* and *Specialization* were selected, and update if needed. This page will not appear for other disciplines, nor if you indicated you would not upload materials.

Upload your files on this page. **Files must be uploaded directly to the application; do not include hyperlinks or direct reviewers to your website or other external websites.** Content considered in the application review must be contained within the application. Reviewers are asked not to view the site(s), and the site and materials could be changed or removed during the review process.

[More information](#) on file requirements. While multiple file types may be uploaded, do not exceed the posted limits (up to 10 images, up to 30 minutes of audio and video files (total), and up to 15 pages of writing samples). Do not submit additional media or materials beyond what is required.

Failure to follow these guidelines may adversely affect your application.

Disciplines:

- Architecture
- Arts
- Creative Writing\*
- Culinary Arts
- Dance
- Design
- \*Film/Cinema Studies (technical work with film, e.g., direction and production)
- \*Writing (Creative Writing)
  - *Discipline:* Literature and *Specialization:* Creative Writing  
OR  
*Discipline:* Writing and *Specialization:* Writing
- Drama/Theater Arts
- Fashion
- Fine Arts
- Journalism
- Music

### **Notes:**

Applications proposing translation projects should not submit portfolio materials.

Applications in Film/Cinema Studies focusing on theoretical, historical, and critical approaches to film should not submit portfolio materials.

Other disciplines that do not submit a portfolio: Art History, Communications, Media Studies, Museum Studies, Music Studies.

Click *Save and Continue* to save your responses and advance to the next page.

## Application Page: Academic & Professional Information

Enter information about your academic and professional background, including your current employment, academic history, accomplishments, and previous Fulbright grant(s), if applicable.

### **Current Institution/Employer**

- **Title**

- Select the title closest to your current academic or professional title.
  - If there is no appropriate option after reviewing the list, select “Other” from the dropdown and enter your title in the text box that appears.
  - If you have more than one role, enter the details for your primary role and ensure your curriculum vitae/resumé presents your roles clearly.

- **Current Position Start Date**

- **Current Institution/Employer**

- To enter your current institution/employer, begin typing its full name in the text box (not an abbreviation, e.g., UCLA).
  - As you type, a list of institutions will appear with their city and state (if in the U.S.) or city and country. You can also search by city (i.e., Urbana, Johannesburg).
  - **Note:** Click on the auto-suggest option to select it.
  - Most colleges and universities are in this list.
    - If the list is long, you may see “Continued” at the bottom; click it to open a pop-up window with a longer list of results. When you locate the institution, clicking its name should close the window and the name should appear in the text box.
    - If your institution is not listed: check the spelling, and check for variations (e.g., Saint Rose, St. Rose, St Rose; SUNY at Albany; University of Illinois Urbana-Champaign).
    - If there are multiple institutions with the same or similar names, check the location listed before selecting the institution (e.g., Trinity).
    - If it still is not found, then continue typing the full name of the institution in the text box.
  - If you are an independent scholar, artist, musician, or you are self-employed, enter “No Affiliation” here. Do not enter your name here.
  - If you have more than one employer, enter the details for your primary employer. Your curriculum vitae/resumé should present your employment history clearly.
- **School and Department** (if applicable)
    - Spell out abbreviations. Examples: Type “School of Engineering and Applied Sciences” instead of “SEAS”, “Department of Art History” instead of “Art History”.

- **Current Institution/Employer Address**

- This is your professional address and is required even if you entered "No Affiliation" in the prior section.
- Select your current role type from the dropdown list.
  - Select a number (0-100) for each dropdown (Research, Teaching, Service). A number must be selected.
- Career profile: Review the [award](#) for any additional qualifications.

**Academic History**

- Review the [award](#) for any additional qualifications regarding degree requirements.
- **Enter all degrees/academic credentials, including those in progress.**
- Click *Add Academic History* and complete the pop-up form.
- See [previous page](#) for guidance on searching for your institution(s).

Institution	Diploma or Degree Equivalent	Date Degree Received
<a href="#">Add New Academic Background</a>		

- All address fields are required (Country, Street, City, State, Postal Code). They do not populate automatically based on the institution name.
- *Level of Study* has three options: undergraduate, graduate, post-graduate.
- *Actual Name of Degree or Diploma* is the name of the degree, e.g., Master of Arts. Do not enter your name here.
- If your degree is in progress, list expected date of conferral for Date Degree Received.
- You MUST include any education institutions you are currently attending (even if you have not completed an educational program) and estimated date of graduation/completion (if applicable).
- Click *Save*.

**Academic History** ✕

Type your institution name. If the institution is not listed in the results, type the full name of the institution in this field.

Institution \*

Institution Location (all address fields are required) \*

Country

Street

City

State

Postal Code

Level of Study \*

Name of Diploma or Degree Equivalent \*

Actual Name of Degree or Diploma

Discipline \*

Date Degree Received \*

Degree is not expected to be awarded

If a degree is in progress, list expected date of conferral for Date Degree Received.

### Accomplishments

- Enter your five most significant professional accomplishments into the text boxes (one per box).
  - These may include honors, awards, publications, performances, exhibitions, etc.
  - 150-character limit per text box

### Previous Fulbright Grants

- If you have previously been awarded a Fulbright grant, indicate the type of Fulbright.
  - **Fulbright Scholar** includes Fulbright U.S. Scholar, International Education Administrator (IEA) Seminar, Fulbright Arctic Program, Fulbright Amazonia, German Studies Seminar, NEXUS, Fulbright Visiting Scholar, and New Century Scholars.
 

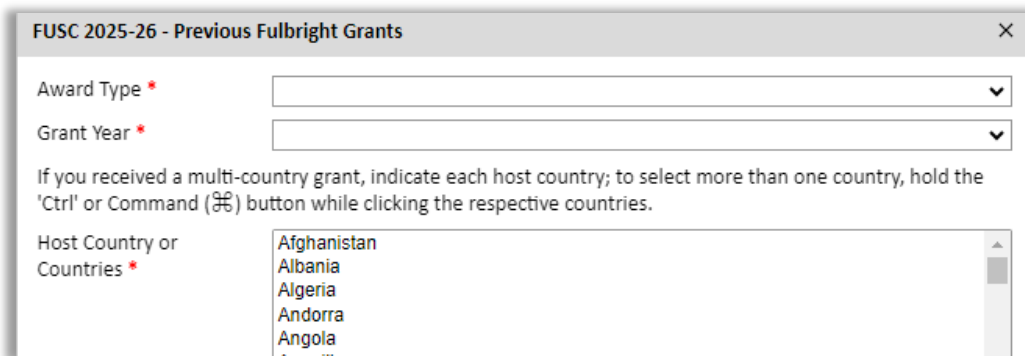
**Note:** Recipients of a Fulbright Scholar grant are eligible to apply for another Fulbright Scholar grant *two years after the date of completion of the previous grant*.

For the 2025-2026 program, this means your grant must have ended by September 15, 2022. For Flex grants, the two-year period begins at the end of the final grant in the series.
  - **Other Fulbright grants** include the Fulbright Student Program (ETA, Study/Research), Fulbright Specialist Program, Fulbright-Hays, and Fulbright Teacher Exchange: The two-year waiting period does not apply to recipients of these grants.
- For each prior grant, click *Add Previous Fulbright Grants* and complete the pop-up form.

List the type, year and country of any previous Fulbright grants awarded starting with the most recent. \*

Award Type	Grant Year	Award Country
<a href="#">Add Previous Fulbright Grants</a>		

- *Grant year* corresponds to the *academic year* in which you began the Fulbright grant (e.g., if your grant dates were February 2019-June 2019, that is the 2018-2019 grant year).



- If you received a **Fulbright Scholar** grant (or more than one), justification for another award is required:
  - Select your reason(s) for applying for an additional Fulbright Scholar grant.

Applicants who have previously received **Fulbright Scholar\*** grant(s) are asked to provide compelling justification for an additional Fulbright Scholar grant.

\*This includes: Fulbright U.S. Scholar, International Education Administrator Seminar, Fulbright Arctic, Fulbright Amazonia, German Studies Seminar, NEXUS, Fulbright Visiting Scholar, and New Century Scholars.

Select your reasons for applying for an additional Fulbright: \*

- I expect the outcomes of the proposed project will be similar to or greater than my prior award.
- It is necessary for me to be in the host-country and/or work with the host institution for the proposed award.
- My prior Fulbright has better prepared me to be flexible, adaptable, and culturally sensitive.
- My prior Fulbright Scholar grant has better prepared me professionally.
- The project I am proposing will have different outcomes from my previous Fulbright.
- The project proposed is a continuation of my prior project.
- The project proposed is highly relevant and important to the host country/institution.
- The project proposed is on an understudied topic and the additional Fulbright award would be a benefit to this important topic.
- The proposed project is in a different location than my previous Fulbright.

- Describe the accomplishments and contributions resulting from your earlier Fulbright Scholar grant(s), and how the proposed project will build on your previous Fulbright experience(s) in the text box. (1,000 characters including spaces and punctuation)

### **Employment Eligibility**

Employees and their immediate families (i.e. spouses and dependent children) of the U.S. Department of State, the U.S. Agency for International Development, and of public or private organizations under contract to the U.S. Department of State and the U.S. Agency for International Development are ineligible to apply for a Fulbright grant until one year after termination of such employment.

- Indicate whether you meet this criterion: In the one year prior to the application deadline, have you or an immediate family member (spouse or dependent children) been any of the following:
  - An employee of the U.S. Department of State or the U.S. Agency for International Development (paid or unpaid, including part-time or temporary employees, consultants, externs, fellows and contract employees; does not include interns);
  - An employee of private and public agencies (excluding educational institutions) under contract to the U.S. Department of State to perform administrative or screening services on behalf of the Bureau of Educational and Cultural Affairs' exchange programs;
  - An officer of an organization, in the U.S. or abroad, including members of boards of trustees or similar governing bodies, or individuals otherwise associated with the organization, wherein the organization and the individuals are responsible for nominating or selecting individuals for participation in any U.S. Department of State exchange program;
  - A current board member or staff of the Institute of International Education or the Council for International Exchange of Scholars;
  - A board member or staff of a Fulbright Commission;
  - A member of the Fulbright Foreign Scholarship Board.

- An Alumni Ambassador for the Fulbright U.S. Scholar Program.
- If yes, indicate the country and program to which you are applying, a description of the nature of the employment, association, and/or service by you and/or a member of your immediate family, and include the name and location of the agency, dates of employment, and name and description of the position(s) held.

Click *Save and Continue* to save your responses and advance to the next page.

## [Application Page: Personal Information](#)

Enter your personal information.

Of note:

- **Name**
  - Enter your name exactly as it appears on your government-issued ID (passport, license, etc.).
  - Preferred first/given name: Also known as a nickname, enter a preferred name only if it is DIFFERENT than your legal first name (e.g.: you go by Alex instead of Alexander; Kumar instead of Ravikumar; your middle name; or another name entirely).
- **Biographical information**
  - Enter your biographical information, including birthdate; country, state, city of birth.
  - The demographic questions are required. The Fulbright Program is committed to diversity, equity, inclusion and accessibility as outlined in the U.S. Department of State's Bureau of Educational and Cultural Affairs' (ECA) Diversity, Equity, Inclusion and [Accessibility Statement](#). ECA is committed to addressing barriers based on race, ethnicity, color, national origin, sex, age, disability, sexual orientation, gender identity or expression, religion, geographic location, education, income, socio-economic status, and other diversity dimensions, that may hinder inclusion in the Program. This information is collected for demographic purposes and used for reporting only.
- **Dependents**
  - If you expect dependent(s) to accompany you on the grant, add them in this section.
  - If you have applied previously and dependents are shown here, you can update their information as needed.

**Note:** For the purposes of grant benefits, a dependent is either (1) a spouse or (2) a relative (child, grandchild, parent, or sibling) who is financially dependent on the applicant. Accompanying dependents are those who spend at least 80 percent of the grant period with the grantee abroad.
- **Citizenship**
  - U.S. Citizenship is required for all applicants, at the time of application.

**Note:** Some [awards](#) have additional requirements regarding dual citizenship with the host country and/or residence in the host country.

- **Felony/Misdemeanor/Misconduct Information**

Applicants are required to disclose if they have ever been arrested for, indicted for, or charged with a felony or a misdemeanor (excluding minor traffic violations, juvenile convictions, or cases where the record has been sealed or expunged) or accused of misconduct (including but not limited to unethical practices, harassment, sexual harassment or abuse, or other misconduct that may have been the focus of some kind of inquiry or process). Applicants must promptly notify IIE in writing if they are arrested for, indicted for, charged with or convicted of a felony or misdemeanor (excluding minor traffic violations) after submitting the application. FFSB policies can be found [here](#) (Chapter 600/Section 626 Ineligibility Factors.)

Submitted documentation will not be revealed to those reviewing your application during the Peer Review process or as a part of the host country selection process. However, statements and documents may be forwarded the Fulbright Foreign Scholarship Board for review and determination of eligibility.

For any questions about this process, please contact [FulbrightScholarReview@iie.org](mailto:FulbrightScholarReview@iie.org).

**Note:** If you are arrested for, indicted for, charged with, or convicted of a felony or misdemeanor (excluding minor traffic violations), or accused of misconduct after the submission of this application, you must promptly inform IIE in writing ([FulbrightScholarReview@iie.org](mailto:FulbrightScholarReview@iie.org)).

- Have you ever been convicted of a felony or misdemeanor (excluding minor traffic violations, juvenile convictions, or cases where the record has been sealed or expunged)?
- Have you ever been arrested for, indicted for, or charged with a felony or misdemeanor and the criminal matter is still pending resolution?
- Have you been subject to any disciplinary action, or entered into a settlement, in connection with any professional misconduct, including but not limited to unethical practices, conduct, or behavior; harassment; sexual harassment or abuse; or are you currently under investigation for any such misconduct?
- Have you been asked to resign from a professional or academic appointment, or have you resigned in lieu of disciplinary action, in connection with any misconduct, including but not limited to unethical practices, conduct, or behavior; harassment; sexual harassment or abuse?

If you answer yes to any of the following, you must provide documentation:

- Please upload a personal statement providing a description of the felony or misdemeanor or misconduct, including the date, the complete, factual details of the incident(s) and the circumstances surrounding the incident(s), and the outcome (including any sentence, punishment, or sanction). Your personal statement may also include comments on the impact of the incident(s) on you and/or your career.
- In addition, please provide documentation which validates the outcome provided in the statement, including documentation showing the successful completion of any sentence or sanction. This documentation should include copies of disciplinary records, and all police or court documents indicating the charges, verdict and

sentence. You may also include a letter from the attorney who represents you providing the same information.

Click *Save and Continue* to save your responses and advance to the next page.

## [Application Page: Contact Information](#)

Enter your contact information.

**Note:** Some [awards](#) have additional requirements regarding residency in the host country.

- Enter your **permanent address**:
    - This is the physical address where you live. This is not your office address.
    - Select the country where you live from the dropdown list first. Based on your country selection, the subsequent fields will change to match the address format of that country.
    - Complete the remaining address fields. Spell out abbreviations (Street, Road, etc.). Do not use accents or special characters.
    - Postal code: For applicants in the U.S., the 9-digit zip code (zip+4) is required ([use this look up tool](#)).
  - Indicate if your **current mailing address** (i.e., the address where you receive mail) is the same as the permanent address you entered above. *They do not have to be the same.*
    - No: A second address section will appear where you may enter your current mailing address information and the dates of validity.
    - Yes: proceed to the next section.
  - Enter your **telephone numbers**:
    - If you have a U.S. number and the number you entered turned red, re-enter it with a "1" at the beginning.
    - If you reside outside the U.S. and have an international phone number, include the country code.
  - The **email address** used to create your account will appear in the primary email address field and will not be editable.
    - Provide a different Alternate/Secondary Email address that can be used to contact you if you cannot be reached via your primary email address.
- Note:** All system-generated emails, application updates, and notifications (including application review outcomes) will only be sent to your primary email address. If your email address changes after you submit your application, contact us at [FulbrightScholarReview@iie.org](mailto:FulbrightScholarReview@iie.org) to update your email address.
- Enter your **emergency contact information**. The individuals you list may be contacted in the event of an emergency while you are participating in award activities.

Click *Save and Continue* to save your responses and advance to the next page.



## Application Page: Signature

Carefully review this section.

Your electronic signature attests to the authenticity and accuracy of the information supplied in the application.

Certify that the information you provided in the application is true and complete by typing your full legal name in the Signature Box.

### Signature

By signing my name in the box below:

1. I have read and understood all instructions accompanying this application, including the section on [Eligibility](#) on the Fulbright U.S. Scholar website..
2. I certify that to the best of my knowledge, the information provided in my application is true, correct, and complete. All material is my own work. I understand it is unacceptable to misrepresent accomplishments, to borrow from the works of others without proper acknowledgment, or to submit as one's own material what has been written, re-written or heavily edited by others. Breaches of these protocols may result in rejection of the application.
3. I understand that any misrepresentation or omission may be cause for withdrawing a recommended status or grant award, in the event I am awarded a grant.
4. I understand that this application and supporting materials will be shared with persons involved in the peer review process and with the staff at the U.S. Department of State, Fulbright Commission and U.S. embassy in the country(s) to which I am applying, and others who are responsible for administering the Fulbright Program or involved in the selection process.
5. I understand that additional documentation may be requested and, if I am selected for a grant, the terms of my grant could be altered based on those materials.
6. I understand that all Fulbright program grants are subject to the Policies of the [Fulbright Foreign Scholarship Board](#).

In place of your signature, please type your full legal name:

Click *Continue* to save and advance to the next page.

## Application Page: Review – and Submit!

The system reviews your application responses. The Review page will indicate if any application pages contain incomplete questions or if required attachments are missing.

The system does not review the content of the responses or uploaded documents.

Review and proofread your application and supporting materials before submitting.

- If no errors appear, then your application is ready for submission.
- If any errors appear, click the section to go to the corresponding page to make corrections, then return to the *Review* page to determine if your application is ready for submission.

Below is an example of the *Review & Submit* page with a variety of errors.

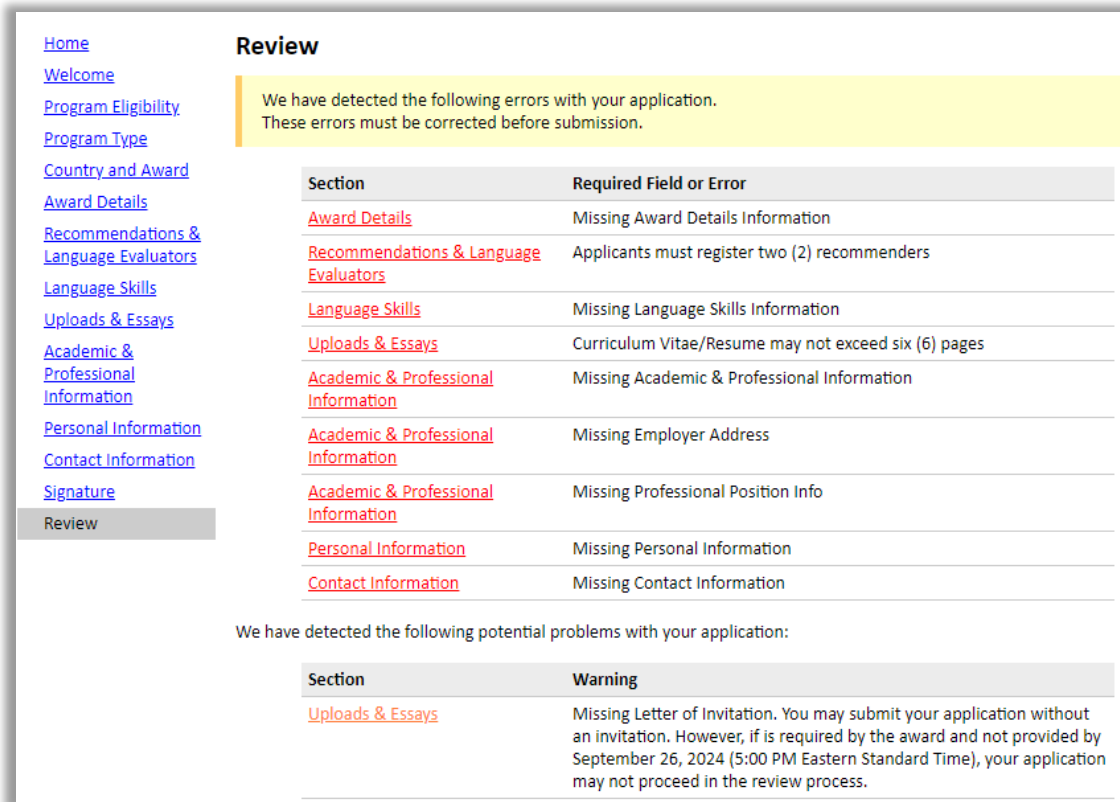
**Note:** There are two types of errors:

- **Required Field or Error** (top section): these must be addressed before submitting your application. These typically refer you to the page with the error but may not identify the specific question(s) needing your attention.

- **Warning: Letter of Invitation** (lower section):

This warning will not prevent you from submitting your application without the invitation letter.

However, if the award you have selected requires an invitation, and the invitation is not uploaded to your application by September 26, 2024, your application will become ineligible and will not proceed in the review and selection process.



**Review**

We have detected the following errors with your application. These errors must be corrected before submission.

Section	Required Field or Error
<a href="#">Award Details</a>	Missing Award Details Information
<a href="#">Recommendations &amp; Language Evaluators</a>	Applicants must register two (2) recommenders
<a href="#">Language Skills</a>	Missing Language Skills Information
<a href="#">Uploads &amp; Essays</a>	Curriculum Vitae/Resume may not exceed six (6) pages
<a href="#">Academic &amp; Professional Information</a>	Missing Academic & Professional Information
<a href="#">Academic &amp; Professional Information</a>	Missing Employer Address
<a href="#">Academic &amp; Professional Information</a>	Missing Professional Position Info
<a href="#">Personal Information</a>	Missing Personal Information
<a href="#">Contact Information</a>	Missing Contact Information

We have detected the following potential problems with your application:

Section	Warning
<a href="#">Uploads &amp; Essays</a>	Missing Letter of Invitation. You may submit your application without an invitation. However, if is required by the award and not provided by September 26, 2024 (5:00 PM Eastern Standard Time), your application may not proceed in the review process.

Once you have made any necessary corrections, return to the *Review* page. The review will be conducted again. When all required errors have been corrected, you will be able to submit your application.

**Before submitting, preview your application proof:** Use this to review your application and your uploaded materials. You will not be able to edit your application after submission.

**Preview Application Proof**

[Click Here To Preview Application Proof](#)

While we recommend that you review your application before submitting it online, please note that the proof is for your records only. You must still submit your application online. Do not send this proof by mail as your application.

***Click Submit Application.***

**APPLICATION DEADLINE: September 16, 2024 (5:00 p.m. EST)**

This includes Recommendation Letters and External Language Evaluations.

Letter of Invitation Deadline: **September 26, 2024 (5:00 p.m. EST)**

## Submitted! Now What?

Once you submit your application, you will land on your *Application Status* page.

This page displays a message confirming your application was submitted and is only visible once you submit your application.

It also contains your application checklist, a link to your application proof, an overview of the application review process and timeline, and more.

Fulbright U.S. Scholar Program 2025-2026

**Thank you for submitting your Fulbright U.S. Scholar application.**

Your application has been submitted. Next, you will receive an email confirming your submission; please save this email. (Add [Scholars@iie.org](mailto:Scholars@iie.org) and [FulbrightScholarReview@iie.org](mailto:FulbrightScholarReview@iie.org) to your address book to prevent notifications from going to your junk/spam folder.)

If any materials are missing, be sure to have them submitted by the stated deadline. The Competition Review Process and Timeline is described below.

---

**Application Checklist**

Status	Details	Date
✓	Received Recommendation from C Submitted on 02/06/2024.	M 02/06/2024
✗	Awaiting Recommendation from M In progress as of 02/06/2024.	Zeller, M
✗	Awaiting Recommendation from R In progress as of 02/06/2024.	
📄	Received Bibliography	02/06/2024
📄	Received Course Syllabi	02/06/2024
📄	Received CV/Resume	02/06/2024
📄	Received Letter of Invitation	02/12/2024
📄	Received Project Statement	02/06/2024

To re-send notification emails to your recommenders, re-visit the [recommendations page](#), click "Edit", and then click "Send Reminder".

**Application PDF**

This is a proof of your application and is for your records only. Do not send this proof by mail as your application.

[Preview Application PDF](#)

---

**Need Help? Contact Us!**

[Click here](#) to contact the Fulbright U.S. Scholar team if you have any questions.

---

**Verify Address**

We have your addresses listed as follows:

*Mailing Address*  
1350  
Washington, DC 20005  
United States

*Permanent Address*  
407  
New York, NY 10019  
United States

[Edit Addresses](#)

---

**Account Tools**

**You will also receive an email confirming your submission** from Fulbright U.S. Scholar Program ([scholars@iie.org](mailto:scholars@iie.org)) subject: "Fulbright U.S. Scholar Program Application Submitted (2025-2026)". **Save this email as it contains the link to your application and the review timeline.**

If you do not receive an email confirming submission: First check your spam/junk folder, and then contact [Scholars@iie.org](mailto:Scholars@iie.org).

### **Actions (If needed)**

- Check the status of your recommendations/evaluations.
- Send a reminder to a recommender/language evaluator: Click *recommendations page* to send them a reminder.
- Upload an invitation letter (through September 26, 2024, 5pm EST)

**Upload Materials**

**Invitation Letter:**

1. If an invitation letter is required, preferred, or optional for the award – and if you did not already upload your letter of invitation to your application (ex., it arrived after you submitted), please upload it here.
2. If you already uploaded your invitation letter, do not upload it again here (to check, click on “Preview Application Proof” above to view your application).
3. If the award indicated an invitation letter should not be sought, do not upload one here.
4. Invitation letters can only be uploaded until Thursday, September 26, 2024 at 5:00 PM Eastern Standard Time (EST). Letters will not be accepted after this date and time.

Letter of Invitation \*

File types accepted: Adobe PDF (recommended) or Word document

Once you have uploaded your document, preview it before proceeding to ensure it meets the requirements.

We have received the following documents from you:

- 02/12/2024 01:31 PM - Letter of Invitation [view](#)

▼

Choose File

No file chosen

Upload

- Save a copy of your submitted application: Click *Preview Application Proof* to display a PDF version of your application that you can download or print for future reference.
- Update your address (if needed).

### Notifications and Review Process

We recommend adding [Scholars@iie.org](mailto:Scholars@iie.org) and [FulbrightScholarReview@iie.org](mailto:FulbrightScholarReview@iie.org) to your address book to prevent emails from landing in your spam/junk folder.

Contact us if your email address changes ([Scholars@iie.org](mailto:Scholars@iie.org))!

Eligible, complete applications undergo peer review. Applicants will be notified if their application is not eligible.

Following peer review, applicants will receive an email to view their application status on this *Status* page. After logging in to the application, a message will appear indicating a status update is available, similar to this:

Fulbright U.S. Scholar Program 2024-2025 ▼

**Status Update**

New updates to your application were posted December 16, 2023.

[View Decision Letter](#)

(The Decision Letter contains the review or selection decision regarding your application. If you have applied previously, select the current year from the dropdown in the right corner.)

This [timeline](#) for the review process is also on the *Application Status* page.

### Questions?

Please contact the respective U.S. Program team for applicants:  
<https://fulbrightscholars.org/contact-us>.