

# **Building a Product Cost Comparison Site Utilizing Django**

**Rushikesh Idhate, Bhushan Ahire, Girish Chaudhari, Durgesh Bhoge, Sagar Andhale**  
Matoshri College of Engineering and Research Centre, Nashik, India

**Abstract:** *This paper presents a dynamic web application using the Django framework for product cost comparison. The platform provides transparent pricing information across various products, enabling users to find the best value for their money. Django facilitates rapid development and scalability, ensuring a seamless user experience. The platform offers comprehensive insights into product pricing variations across vendors through systematic data aggregation and analysis. Robust search and filtering mechanisms enhance accessibility and efficiency. User feedback mechanisms foster community engagement and enhance reliability. This project demonstrates Django's effectiveness in creating responsive web applications for consumer decision-making..*

**Keywords:** Django

## **I. INTRODUCTION**

The digital landscape presents a multitude of choices for consumers, making informed purchasing decisions challenging. With the rise of online marketplaces and retail platforms, product pricing variability complicates the process. A centralized solution is needed to provide transparent and comparative pricing information across various products and vendors.

This paper introduces a dynamic web application centered around product cost comparison, using the Django framework. The platform aims to provide comprehensive insights into pricing differentials among vendors through systematic data aggregation, analysis, and presentation. It also incorporates advanced search and filtering functionalities to help users efficiently navigate through the vast array of products. The integration of user feedback mechanisms fosters community engagement and enhances the platform's efficacy and reliability.

The project aims to democratize the process of making informed purchasing decisions in the digital age by empowering consumers with actionable information. This paper explores how Django serves as the cornerstone in developing a product cost comparison platform that addresses the evolving needs of today's discerning consumers.

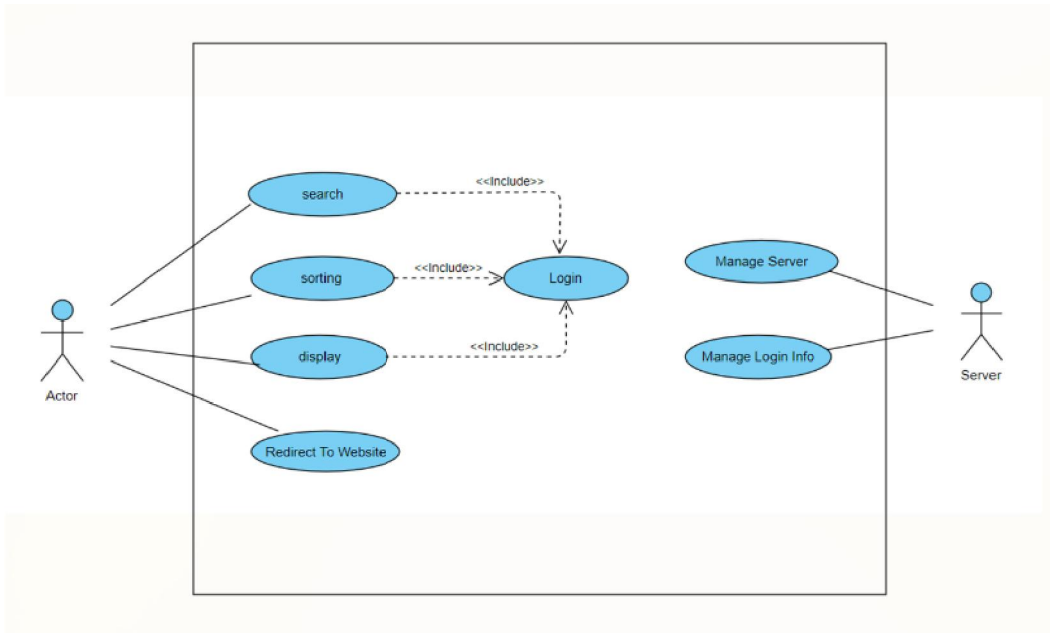
### **Algorithm:**

1. Start
2. User enters a look query
3. Search work questions the database for pertinent products
4. Display look comes about to the user
5. User chooses a item to view
6. Fetch item information (title, depiction, picture, etc.) from the database
7. Display the item page to the user
8. User clicks on "Compare Prices"
9. Fetch item information from numerous online stores utilizing web scraping
10. Store the item information in a list or dictionary
11. Sort the list or word reference by cost (most reduced to highest)
12. Display the cost table to the client, appearing costs from different stores
13. User chooses a store to buy from
14. Redirect the client to the store site utilizing an partner link
15. End

**Block Diagram:**

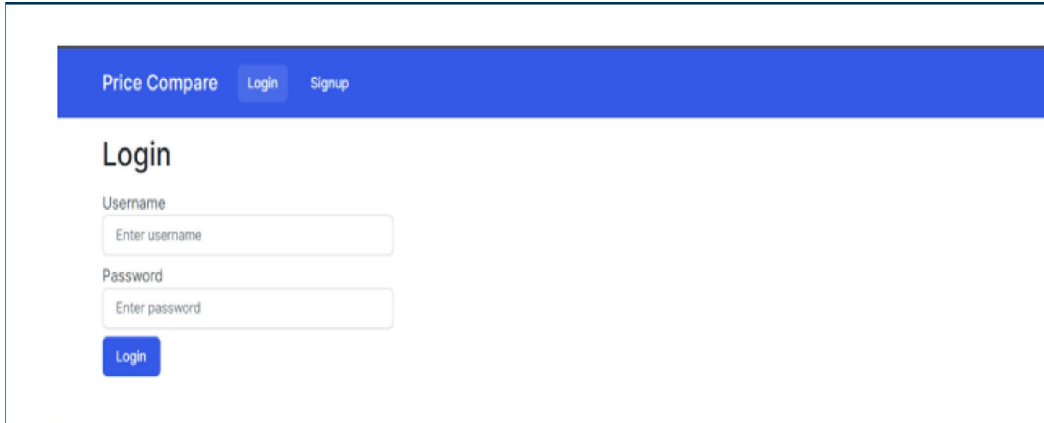


**USE CASE DIAGRAM:**



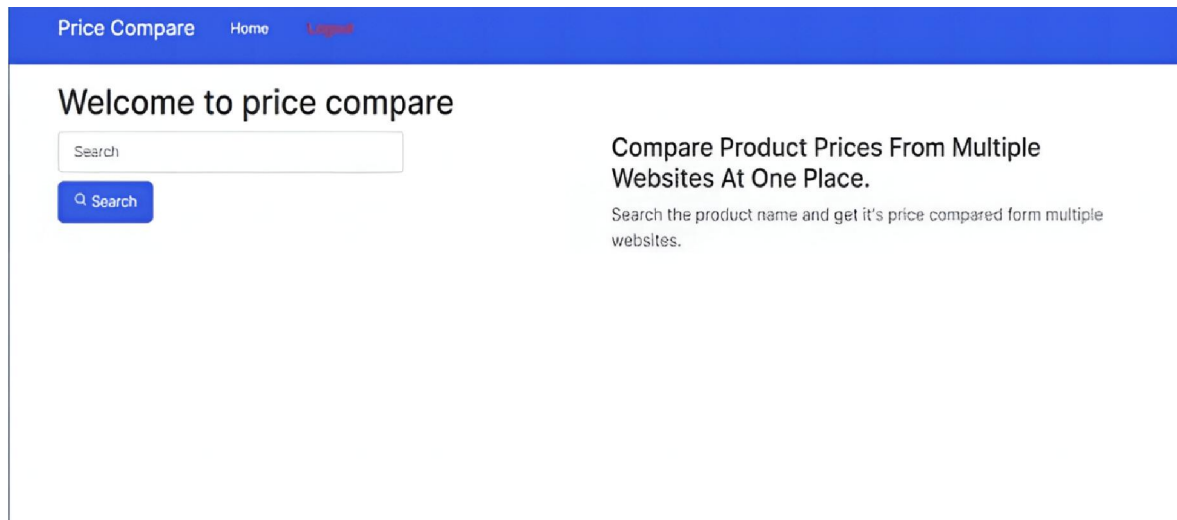
**OUTPUT:**

Login Page:



The screenshot shows a login page with a blue header containing 'Price Compare', 'Login', and 'Signup' buttons. Below the header, the title 'Login' is displayed. There are two input fields: 'Username' with the placeholder 'Enter username' and 'Password' with the placeholder 'Enter password'. A blue 'Login' button is positioned below the password field.

Home Page:



The screenshot shows a home page with a blue header containing 'Price Compare', 'Home', and 'Logout' buttons. Below the header, the title 'Welcome to price compare' is displayed. There is a search bar with the placeholder 'Search' and a blue 'Search' button. To the right of the search bar, there is a section titled 'Compare Product Prices From Multiple Websites At One Place.' with the text 'Search the product name and get it's price compared form multiple websites.'

## II. CONCLUSION

The development of a product cost comparison platform using Django demonstrates the transformative potential of modern web frameworks in addressing consumer needs in the digital marketplace. The platform provides a comprehensive overview of pricing dynamics across various products and vendors by systematically aggregating and analyzing data from diverse sources. Advanced search and filtering functionalities enhance user accessibility and streamline the process of comparing costs, facilitating more informed purchasing decisions.

The iterative nature of Django development allows for continuous refinement and improvement based on user feedback, ensuring its relevance and reliability over time. The platform aims to serve as a valuable resource for individual consumers and contribute to the collective intelligence of the online marketplace. The potential for further enhancements and expansion is vast, including integrating price alerts and personalized recommendations, and expanding the scope to include new product categories and markets. The successful development of this platform underscores the pivotal role of Django in creating sophisticated web applications that empower users, foster transparency, and drive positive change in the digital economy.

**ACKNOWLEDGMENT**

The product cost comparison platform, developed using Django, has been made possible through the collaboration and support of various individuals and entities. The Django community has been instrumental in creating a versatile framework, while the project team members have contributed their unique skills and expertise. Mentors and advisors have provided valuable guidance and insights throughout the project lifecycle. Users and testers have provided valuable feedback, and academic institutions, research organizations, and funding agencies have provided grants, resources, and infrastructure. Finally, families, friends, and loved ones have shown unwavering support and understanding throughout the project. These contributions have resulted in the creation of a product cost comparison platform that the team is proud to present to the world.

**REFERENCES**

- [1] What is Web Scraping and How to Use It? <https://www.geeksforgeeks.org/what-is-web-scraping-and-how-to-use-it/>
- [2] Python Web Development – Django Tutorial <https://www.geeksforgeeks.org/python-web-development-django-tutorial/>
- [3] [https://www.youtube.com/playlist?list=PLu0W\\_9lII9agwh1XjRt242xIpHhPT2llg](https://www.youtube.com/playlist?list=PLu0W_9lII9agwh1XjRt242xIpHhPT2llg) CodeWithHarry Python for Beginners (Full Course)